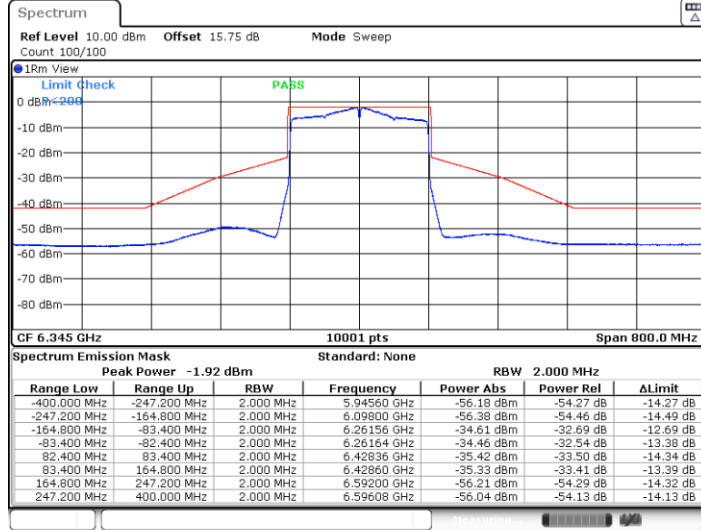


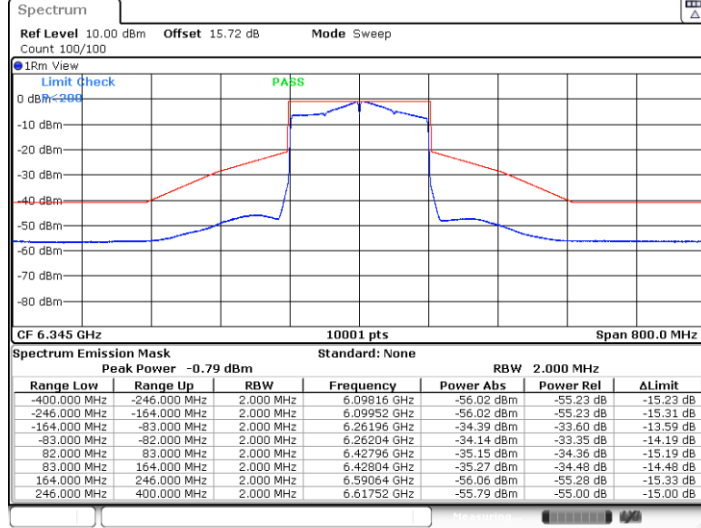


11AX160MIMO_Ant0_6345

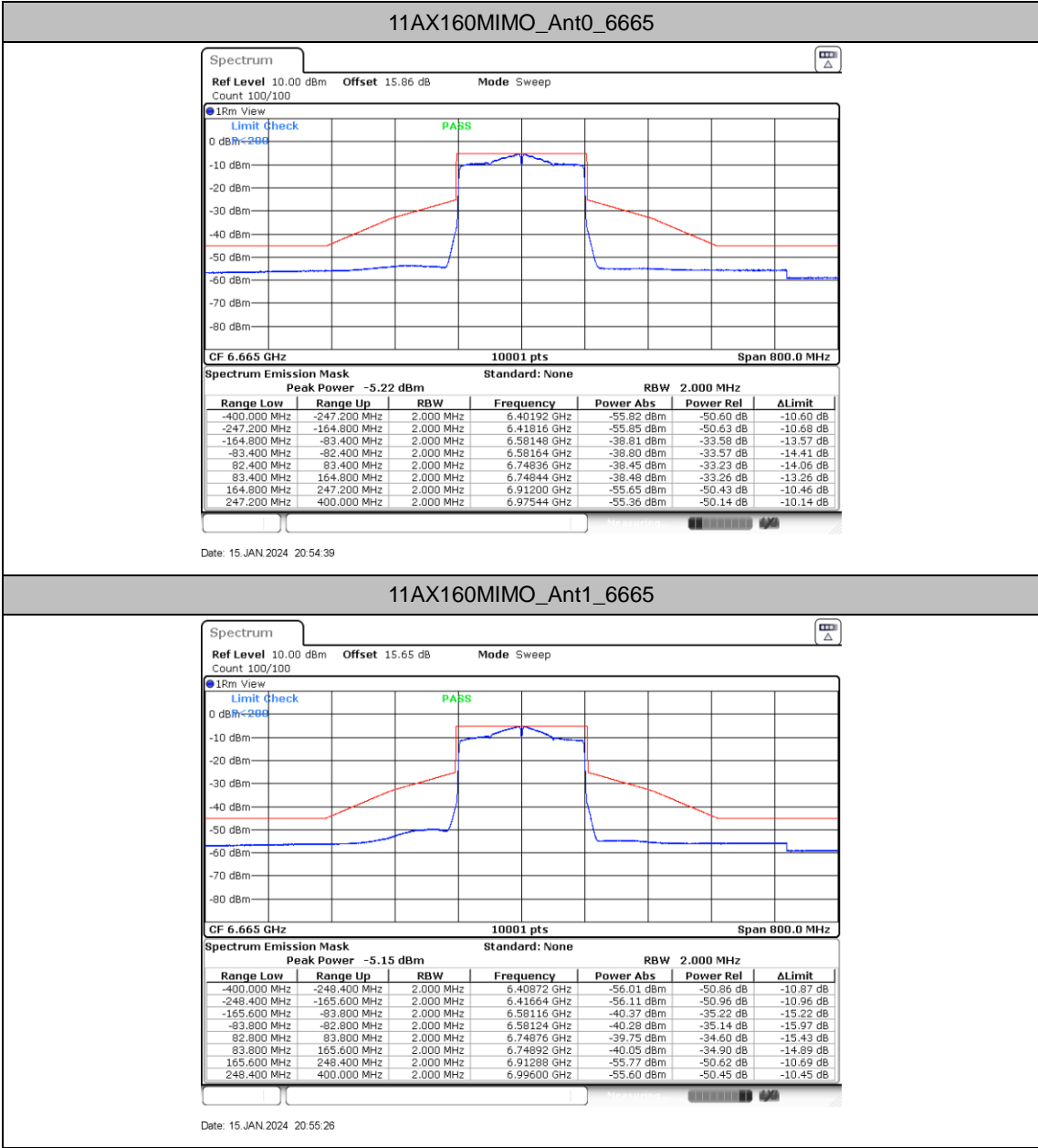


Date: 15 JAN 2024 20:50:31

11AX160MIMO_Ant1_6345



Date: 15 JAN 2024 20:51:18





In-Band Emissions for 11ax Partial RU

Test Result

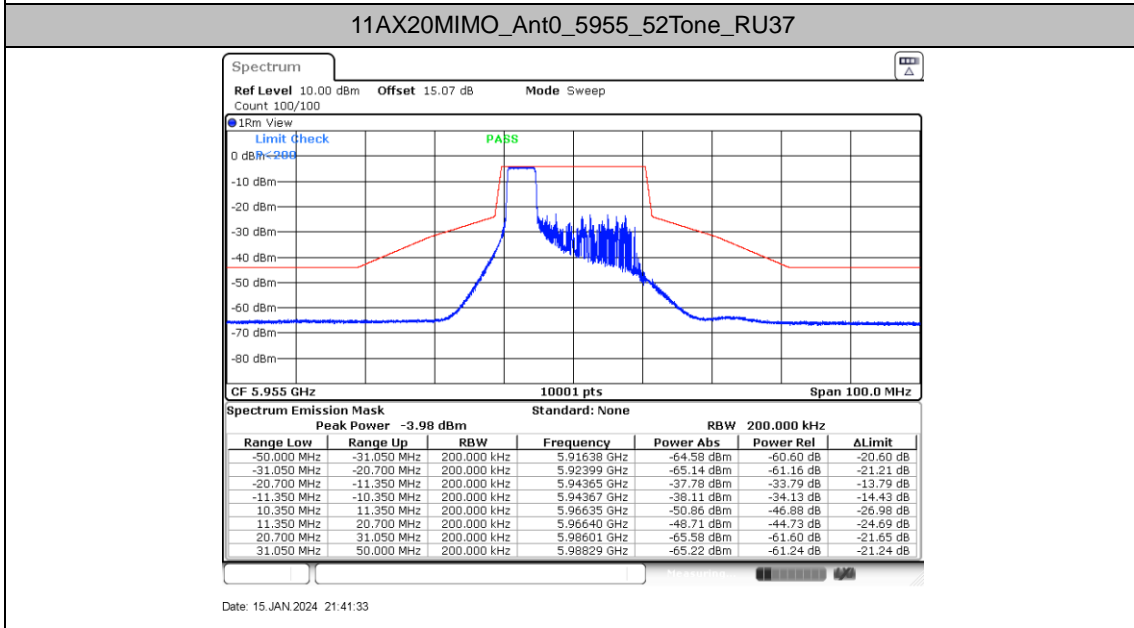
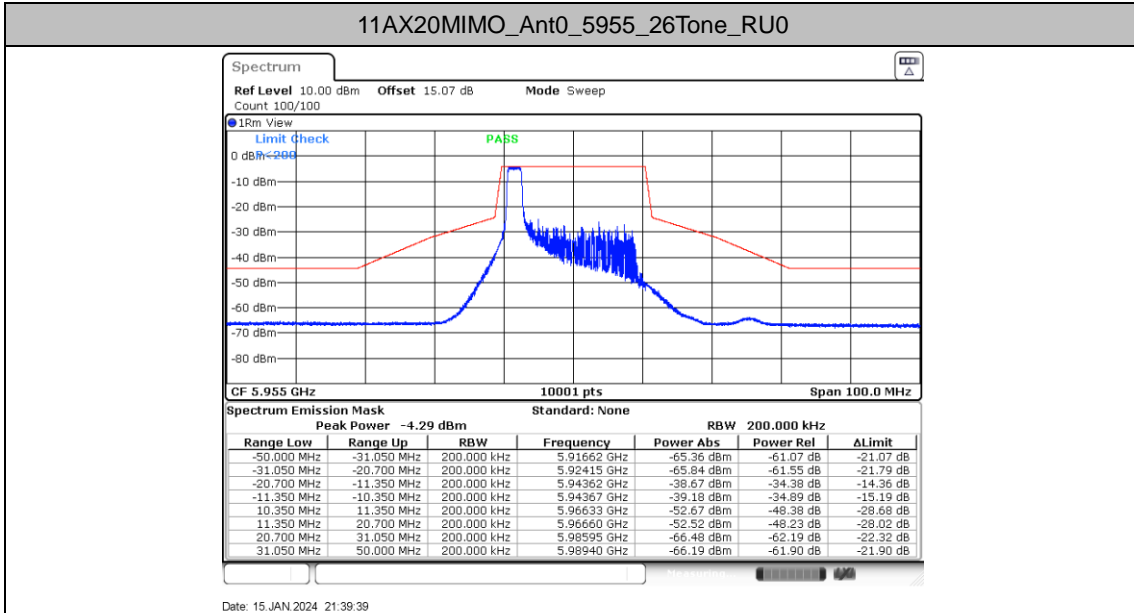
Test Mode	Antenna	Freq(MHz)	Ru Size	Ru Index	Result	Limit	Verdict
11AX20 MIMO	Ant0	5955	26Tone	RU0	See test graph	See test graph	PASS
			52Tone	RU37	See test graph	See test graph	PASS
			106Tone	RU53	See test graph	See test graph	PASS
	Ant1	5955	26Tone	RU0	See test graph	See test graph	PASS
			52Tone	RU37	See test graph	See test graph	PASS
			106Tone	RU53	See test graph	See test graph	PASS
	Ant0	6195	26Tone	RU0	See test graph	See test graph	PASS
			52Tone	RU37	See test graph	See test graph	PASS
			106Tone	RU53	See test graph	See test graph	PASS
	Ant1	6195	26Tone	RU0	See test graph	See test graph	PASS
			52Tone	RU37	See test graph	See test graph	PASS
			106Tone	RU53	See test graph	See test graph	PASS
	Ant0	6415	26Tone	RU8	See test graph	See test graph	PASS
			52Tone	RU40	See test graph	See test graph	PASS
			106Tone	RU54	See test graph	See test graph	PASS
	Ant1	6415	26Tone	RU8	See test graph	See test graph	PASS
			52Tone	RU40	See test graph	See test graph	PASS
			106Tone	RU54	See test graph	See test graph	PASS
	Ant0	6435	26Tone	RU0	See test graph	See test graph	PASS
			52Tone	RU37	See test graph	See test graph	PASS
			106Tone	RU53	See test graph	See test graph	PASS
	Ant0	6535	26Tone	RU0	See test graph	See test graph	PASS
			52Tone	RU37	See test graph	See test graph	PASS
			106Tone	RU53	See test graph	See test graph	PASS
	Ant1	6535	26Tone	RU0	See test graph	See test graph	PASS
			52Tone	RU37	See test graph	See test graph	PASS
			106Tone	RU53	See test graph	See test graph	PASS
	Ant0	6695	26Tone	RU0	See test graph	See test graph	PASS
			52Tone	RU37	See test graph	See test graph	PASS
			106Tone	RU53	See test graph	See test graph	PASS
Ant1	6695	26Tone	RU0	See test graph	See test graph	PASS	
		52Tone	RU37	See test graph	See test graph	PASS	
		106Tone	RU53	See test graph	See test graph	PASS	
Ant0	6855	26Tone	RU8	See test graph	See test graph	PASS	
		52Tone	RU40	See test graph	See test graph	PASS	
		106Tone	RU54	See test graph	See test graph	PASS	
Ant1	6855	26Tone	RU8	See test graph	See test graph	PASS	
		52Tone	RU40	See test graph	See test graph	PASS	



			106Tone	RU54	See test graph	See test graph	PASS
11AX40 MIMO	Ant0	5965	242Tone	RU61	See test graph	See test graph	PASS
	Ant1	5965	242Tone	RU61	See test graph	See test graph	PASS
	Ant0	6205	242Tone	RU61	See test graph	See test graph	PASS
	Ant1	6205	242Tone	RU61	See test graph	See test graph	PASS
	Ant0	6405	242Tone	RU62	See test graph	See test graph	PASS
	Ant1	6405	242Tone	RU62	See test graph	See test graph	PASS
	Ant0	6565	242Tone	RU61	See test graph	See test graph	PASS
	Ant1	6565	242Tone	RU61	See test graph	See test graph	PASS
	Ant0	6685	242Tone	RU61	See test graph	See test graph	PASS
	Ant1	6685	242Tone	RU61	See test graph	See test graph	PASS
	Ant0	6845	242Tone	RU62	See test graph	See test graph	PASS
	Ant1	6845	242Tone	RU62	See test graph	See test graph	PASS
11AX80 MIMO	Ant0	5985	484Tone	RU65	See test graph	See test graph	PASS
	Ant1	5985	484Tone	RU65	See test graph	See test graph	PASS
	Ant0	6225	484Tone	RU65	See test graph	See test graph	PASS
	Ant1	6225	484Tone	RU65	See test graph	See test graph	PASS
	Ant0	6385	484Tone	RU66	See test graph	See test graph	PASS
	Ant1	6385	484Tone	RU66	See test graph	See test graph	PASS
	Ant0	6625	484Tone	RU65	See test graph	See test graph	PASS
	Ant1	6625	484Tone	RU65	See test graph	See test graph	PASS
	Ant0	6705	484Tone	RU65	See test graph	See test graph	PASS
	Ant1	6705	484Tone	RU65	See test graph	See test graph	PASS
	Ant0	6785	484Tone	RU66	See test graph	See test graph	PASS
	Ant1	6785	484Tone	RU66	See test graph	See test graph	PASS
11AX160 MIMO	Ant0	6025	996Tone	RU67	See test graph	See test graph	PASS
	Ant1	6025	996Tone	RU67	See test graph	See test graph	PASS
	Ant0	6185	996Tone	RU67	See test graph	See test graph	PASS
	Ant1	6185	996Tone	RU67	See test graph	See test graph	PASS
	Ant0	6345	996Tone	RU68	See test graph	See test graph	PASS
	Ant1	6345	996Tone	RU68	See test graph	See test graph	PASS
	Ant0	6665	996Tone	RU68	See test graph	See test graph	PASS
	Ant1	6665	996Tone	RU68	See test graph	See test graph	PASS

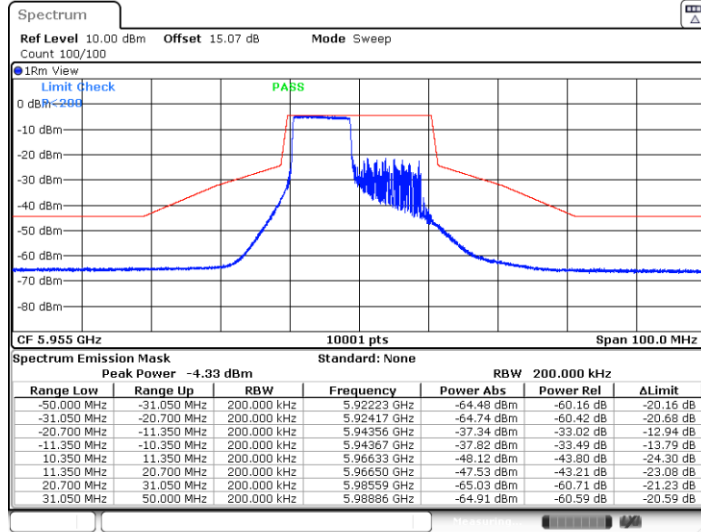


Test Graphs



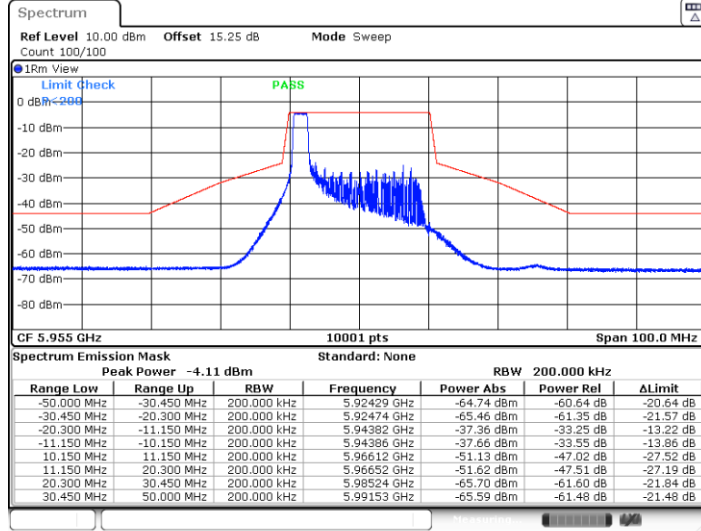


11AX20MIMO_Ant0_5955_106Tone_RU53



Date: 15 JAN 2024 21:43:40

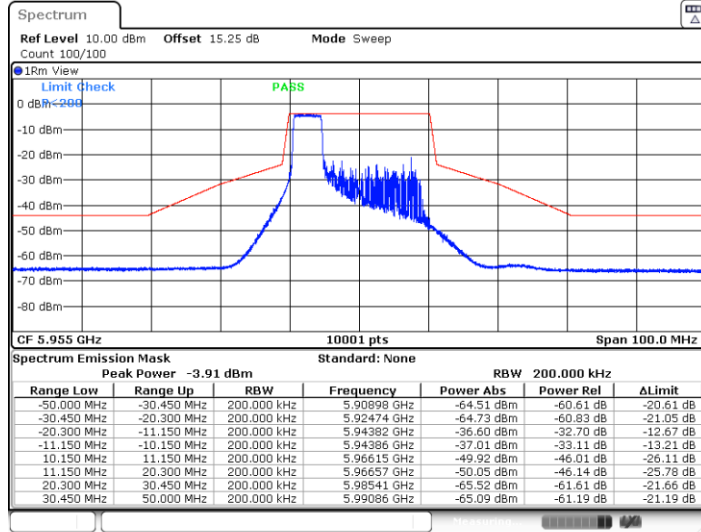
11AX20MIMO_Ant1_5955_26Tone_RU0



Date: 15 JAN 2024 21:40:31

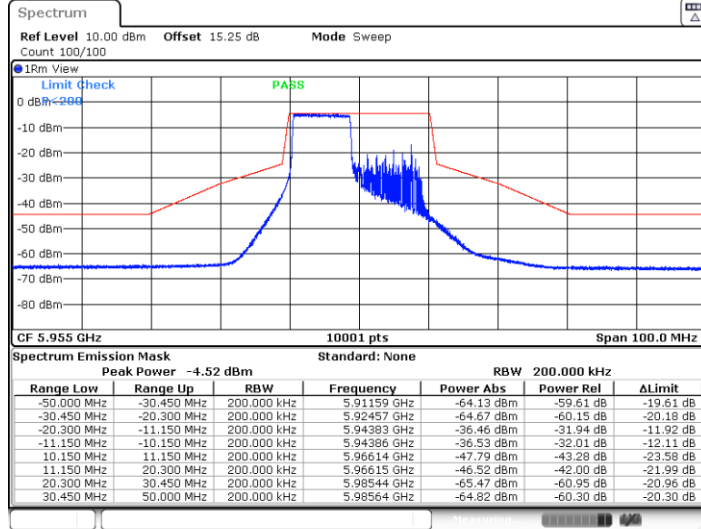


11AX20MIMO_Ant1_5955_52Tone_RU37



Date: 15 JAN 2024 21:42:13

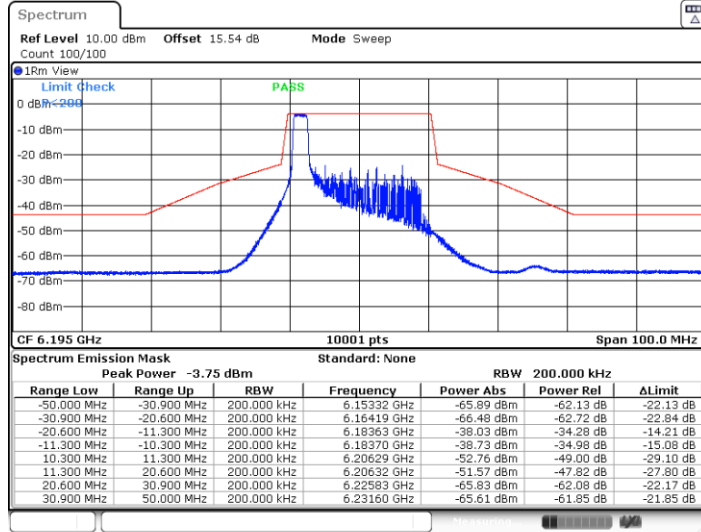
11AX20MIMO_Ant1_5955_106Tone_RU53



Date: 15 JAN 2024 21:44:33

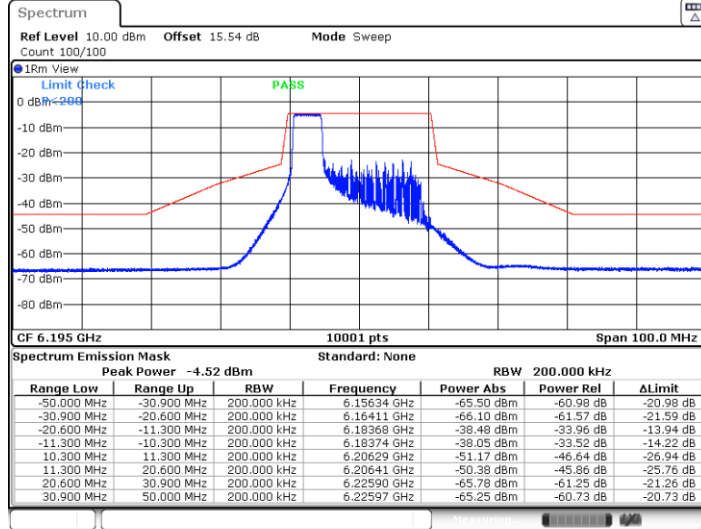


11AX20MIMO_Ant0_6195_26Tone_RU0



Date: 15 JAN 2024 21:50:02

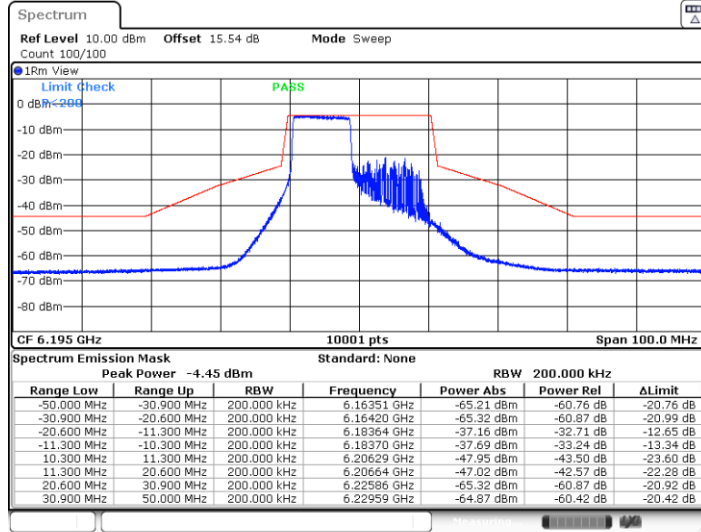
11AX20MIMO_Ant0_6195_52Tone_RU37



Date: 15 JAN 2024 21:52:11

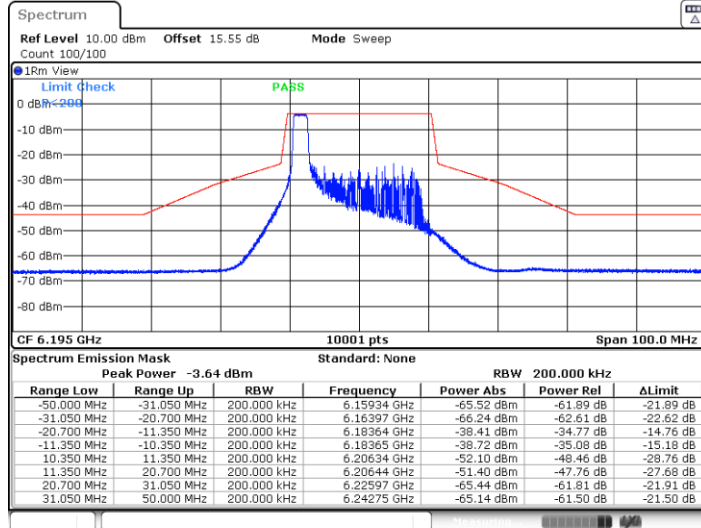


11AX20MIMO_Ant0_6195_106Tone_RU53



Date: 15 JAN 2024 21:54:24

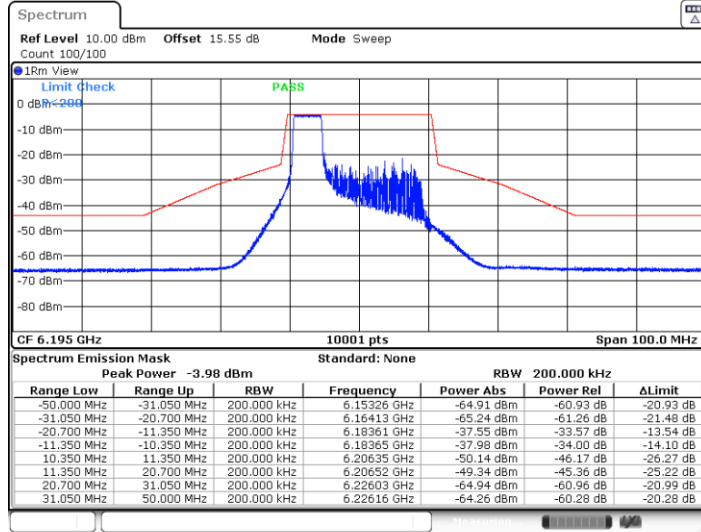
11AX20MIMO_Ant1_6195_26Tone_RU0



Date: 15 JAN 2024 21:51:04

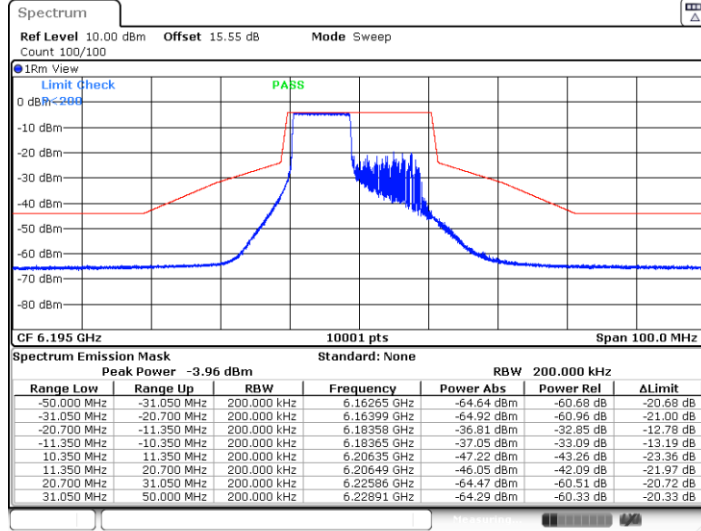


11AX20MIMO_Ant1_6195_52Tone_RU37



Date: 15 JAN 2024 21:53:21

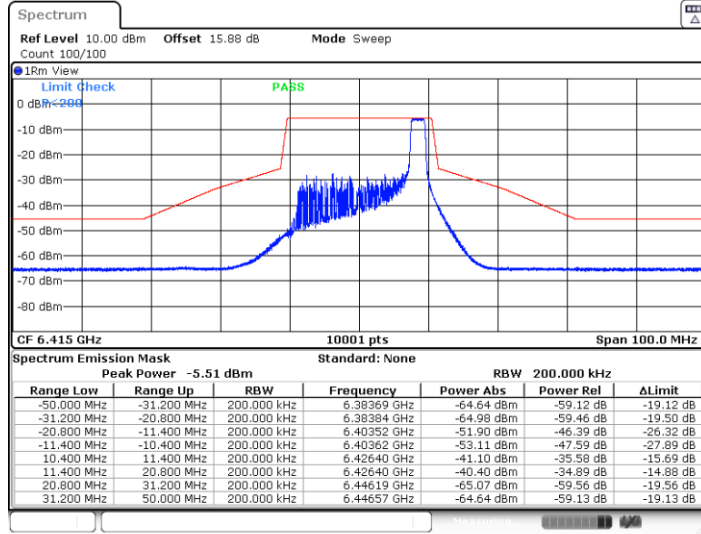
11AX20MIMO_Ant1_6195_106Tone_RU53



Date: 15 JAN 2024 21:55:54

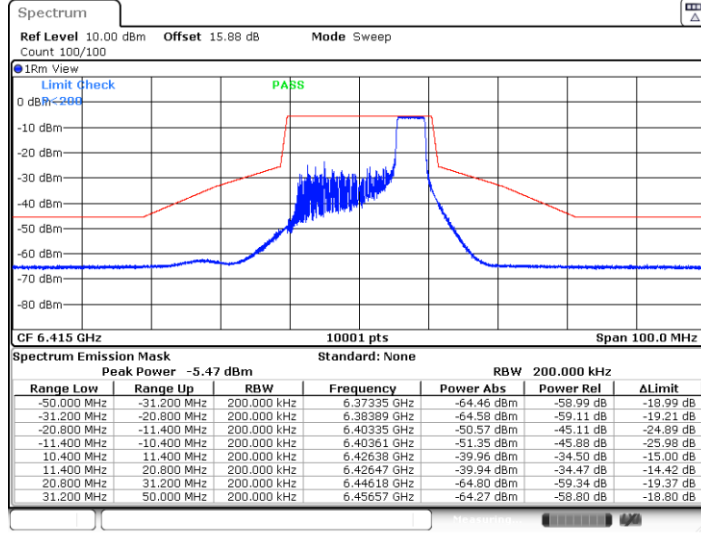


11AX20MIMO_Ant0_6415_26Tone_RU8



Date: 15 JAN 2024 22:00:06

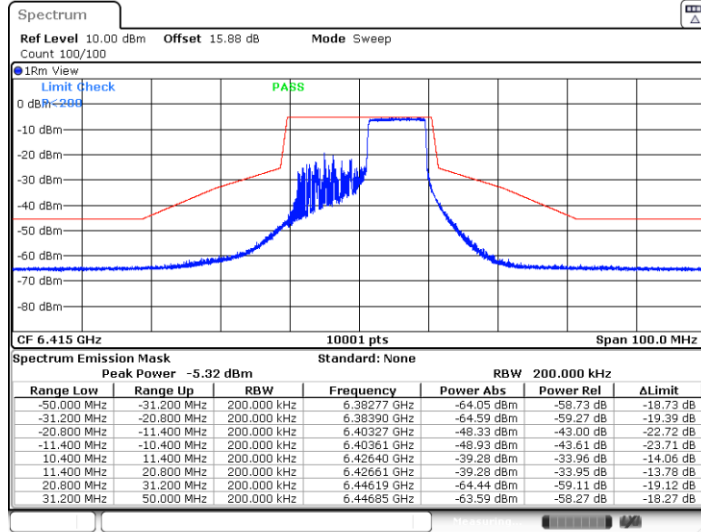
11AX20MIMO_Ant0_6415_52Tone_RU40



Date: 15 JAN 2024 22:03:11

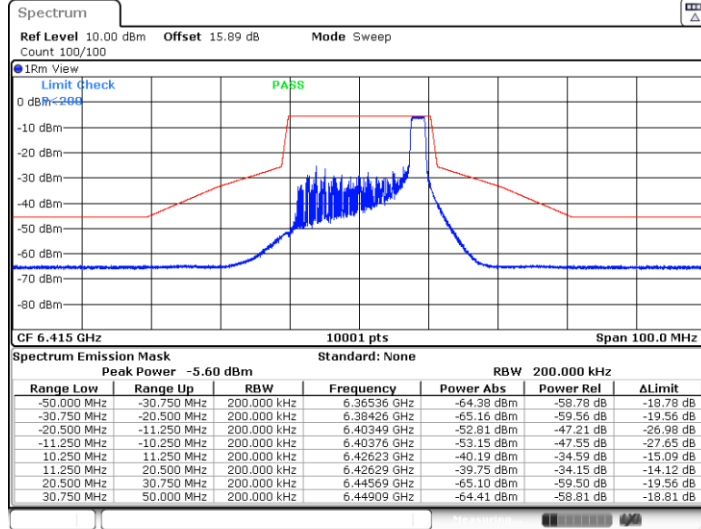


11AX20MIMO_Ant0_6415_106Tone_RU54



Date: 15 JAN 2024 22:05:28

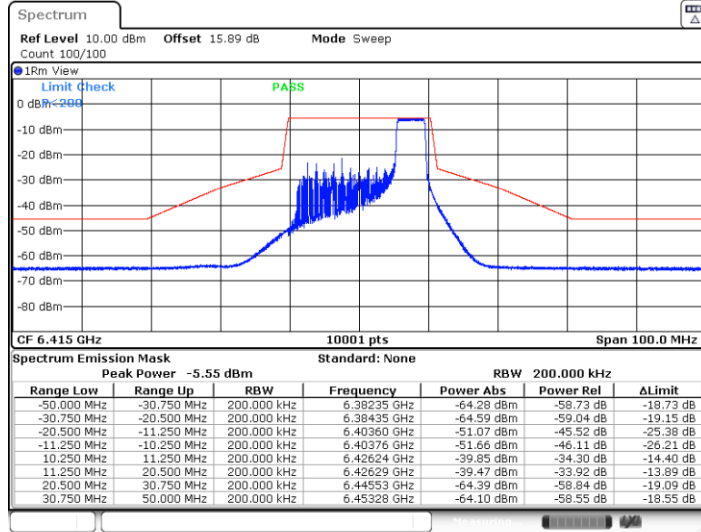
11AX20MIMO_Ant1_6415_26Tone_RU8



Date: 15 JAN 2024 22:01:28

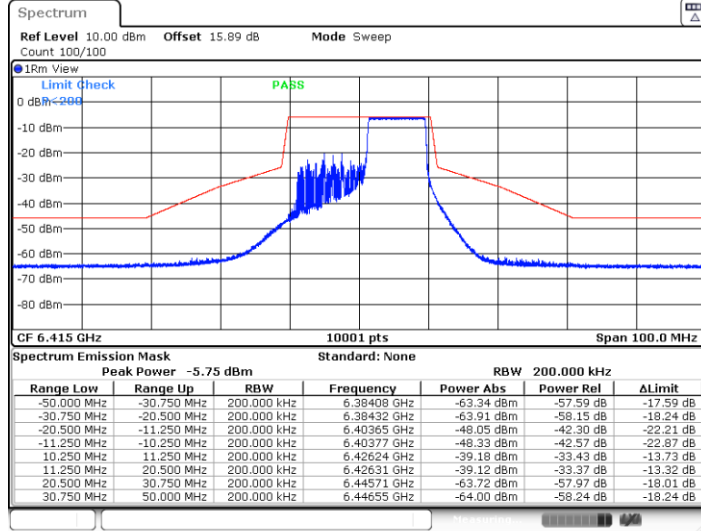


11AX20MIMO_Ant1_6415_52Tone_RU40



Date: 15 JAN 2024 22:04:31

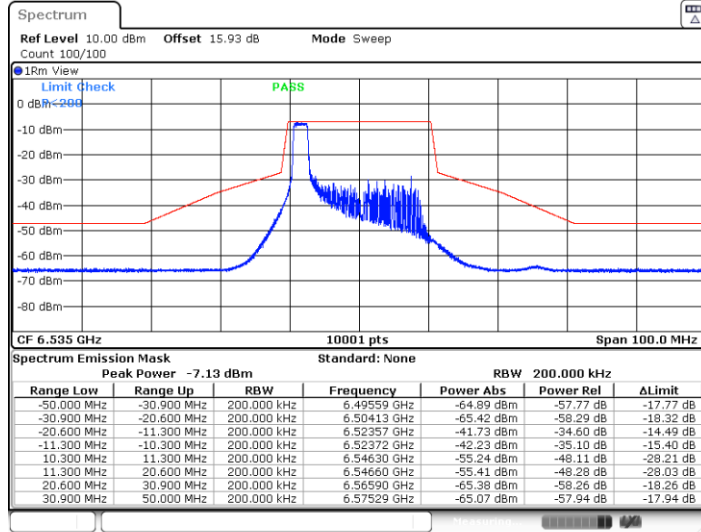
11AX20MIMO_Ant1_6415_106Tone_RU54



Date: 15 JAN 2024 22:06:08

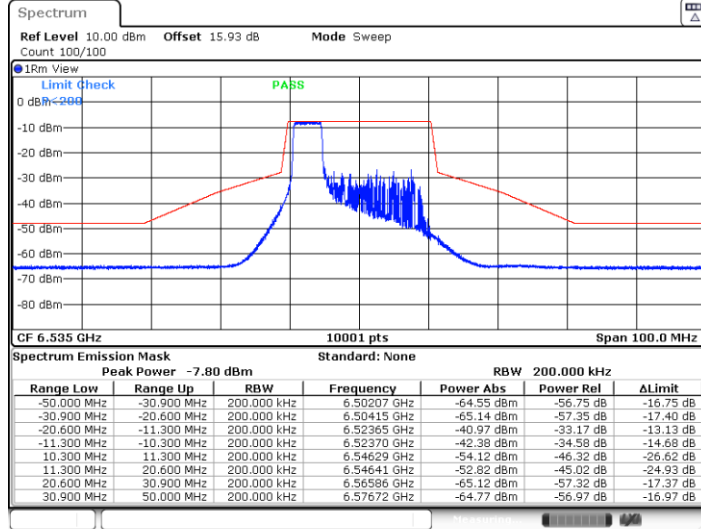


11AX20MIMO_Ant0_6535_26Tone_RU0



Date: 15 JAN 2024 23:04:39

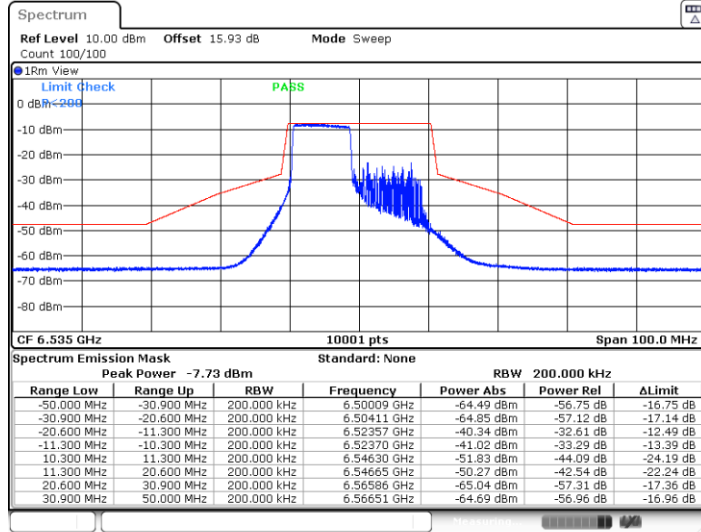
11AX20MIMO_Ant0_6535_52Tone_RU37



Date: 15 JAN 2024 23:09:32

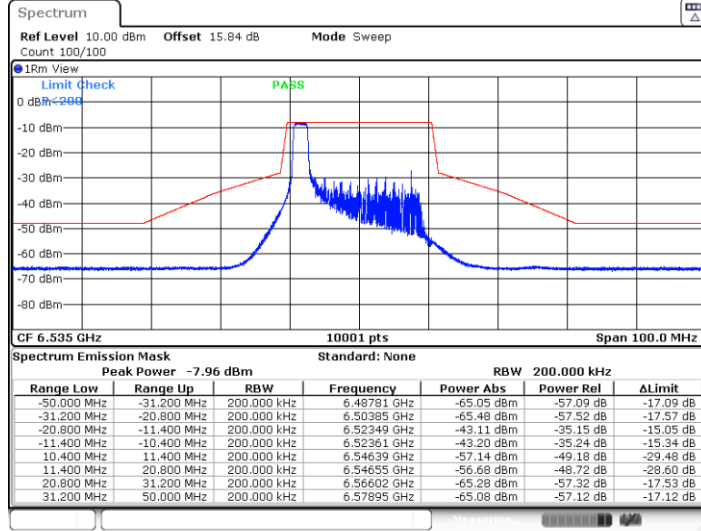


11AX20MIMO_Ant0_6535_106Tone_RU53



Date: 15 JAN 2024 23:21:34

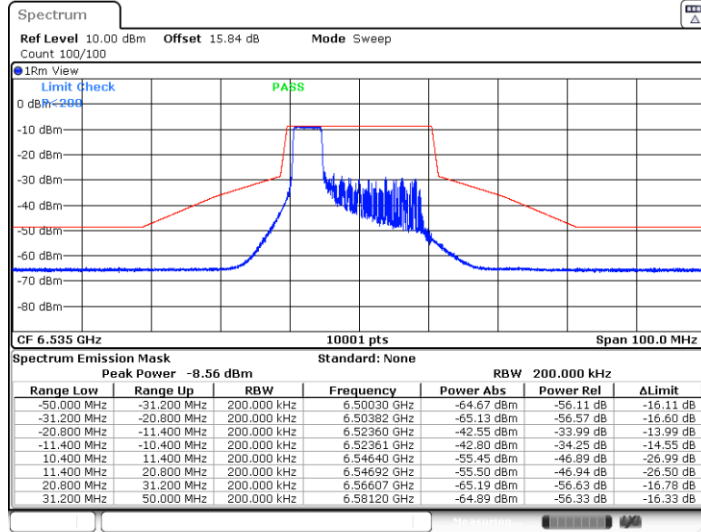
11AX20MIMO_Ant1_6535_26Tone_RU



Date: 15 JAN 2024 23:08:19

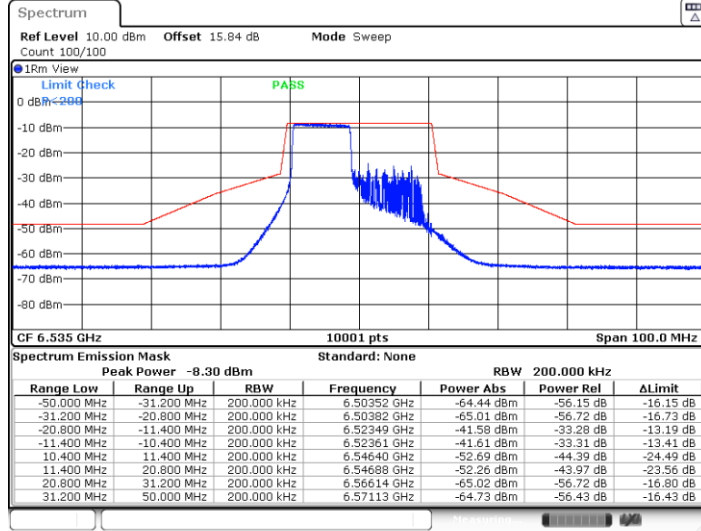


11AX20MIMO_Ant1_6535_52Tone_RU37



Date: 15 JAN 2024 23:20:20

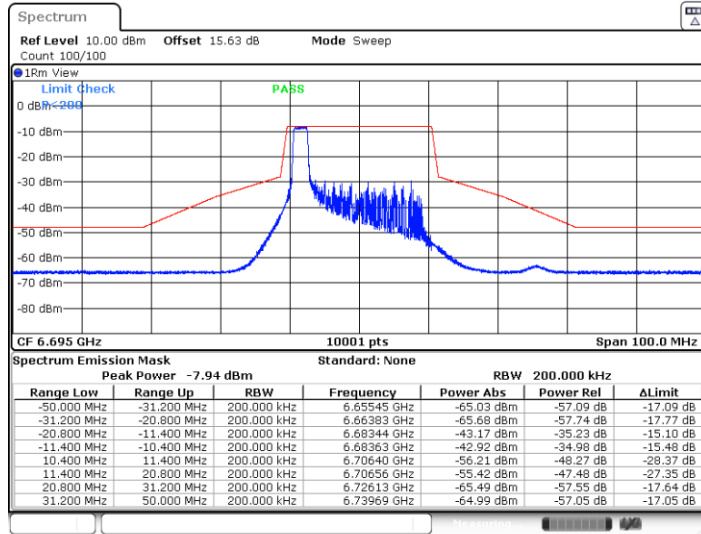
11AX20MIMO_Ant1_6535_106Tone_RU53



Date: 15 JAN 2024 23:22:13

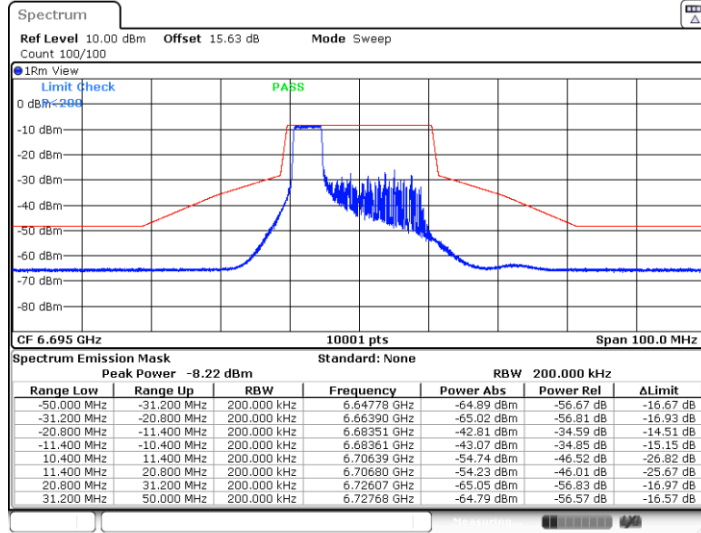


11AX20MIMO_Ant0_6695_26Tone_RU0



Date: 15 JAN 2024 23:25:08

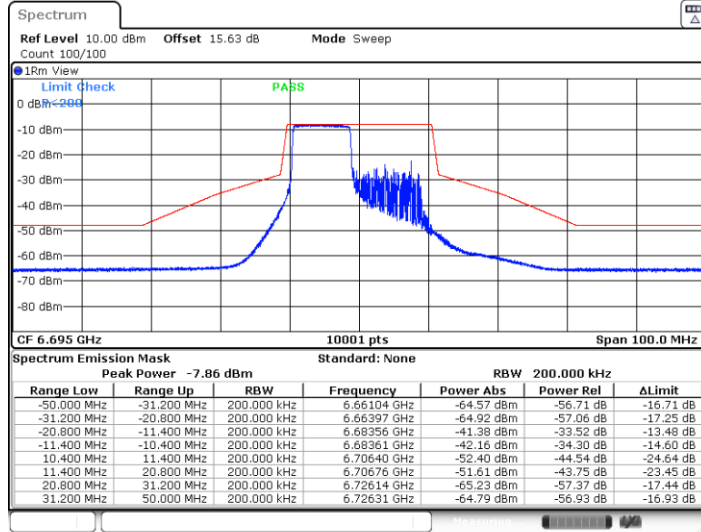
11AX20MIMO_Ant0_6695_52Tone_RU37



Date: 15 JAN 2024 23:27:02

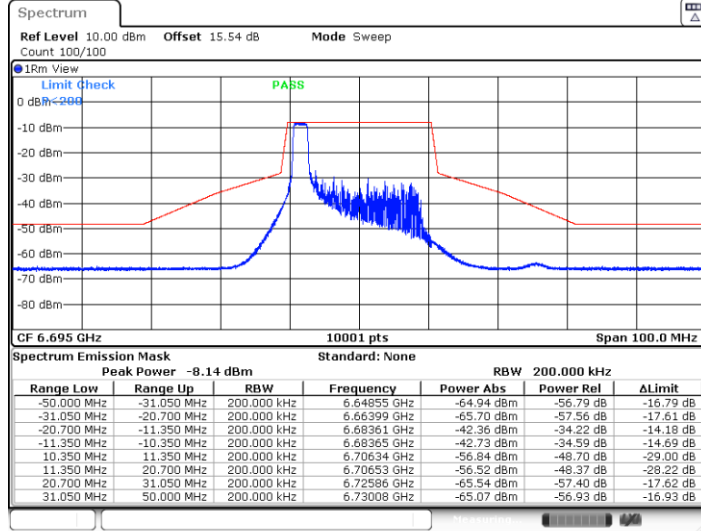


11AX20MIMO_Ant0_6695_106Tone_RU53



Date: 15 JAN 2024 23:28:33

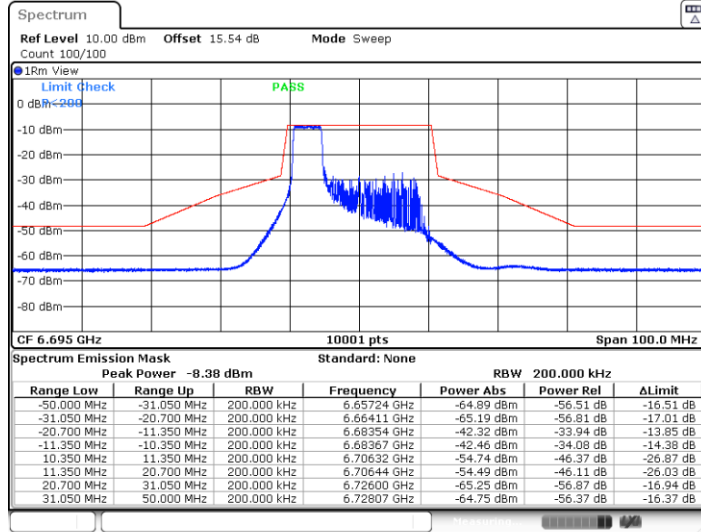
11AX20MIMO_Ant1_6695_26Tone_RU0



Date: 15 JAN 2024 23:25:49

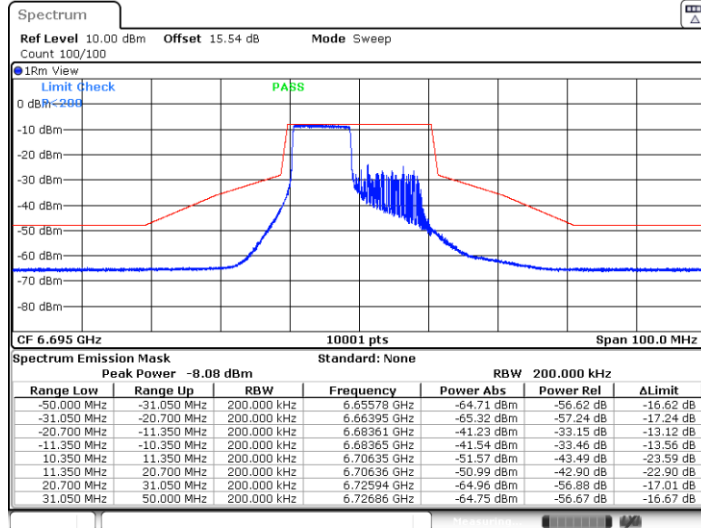


11AX20MIMO_Ant1_6695_52Tone_RU37



Date: 15 JAN 2024 23:27:38

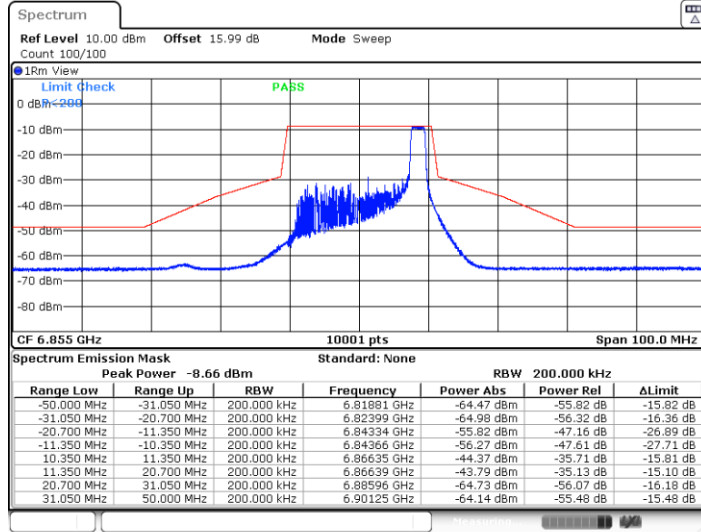
11AX20MIMO_Ant1_6695_106Tone_RU53



Date: 15 JAN 2024 23:29:27

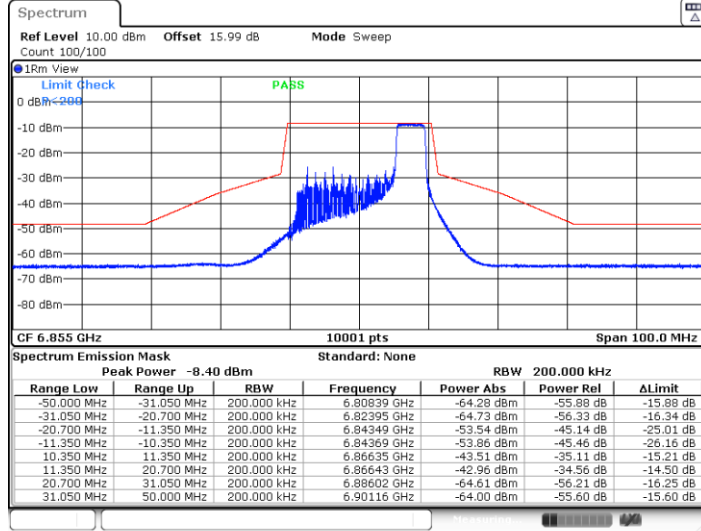


11AX20MIMO_Ant0_6855_26Tone_RU8



Date: 15 JAN 2024 23:30:36

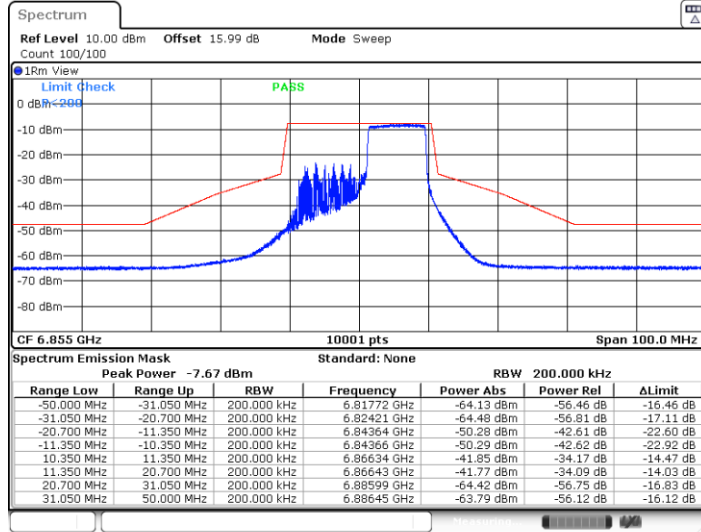
11AX20MIMO_Ant0_6855_52Tone_RU40



Date: 15 JAN 2024 23:33:15

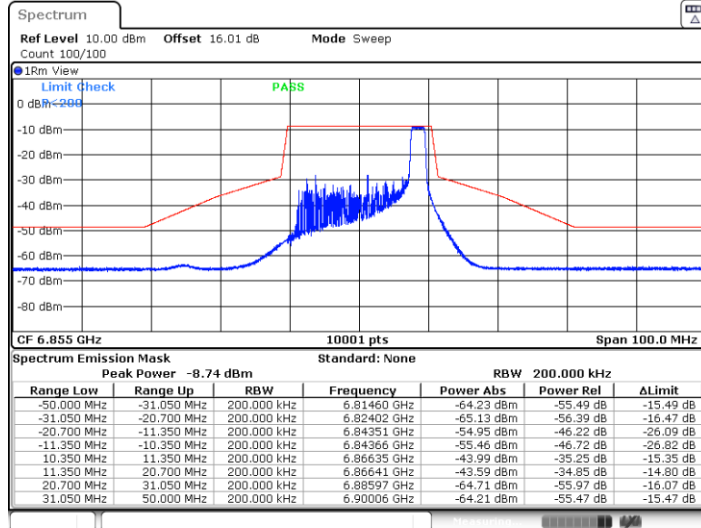


11AX20MIMO_Ant0_6855_106Tone_RU54



Date: 15 JAN 2024 23:34:53

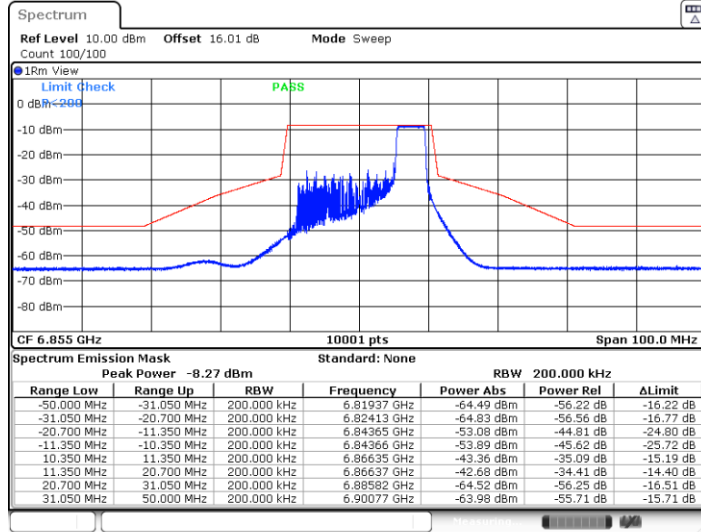
11AX20MIMO_Ant1_6855_26Tone_RU8



Date: 15 JAN 2024 23:31:14

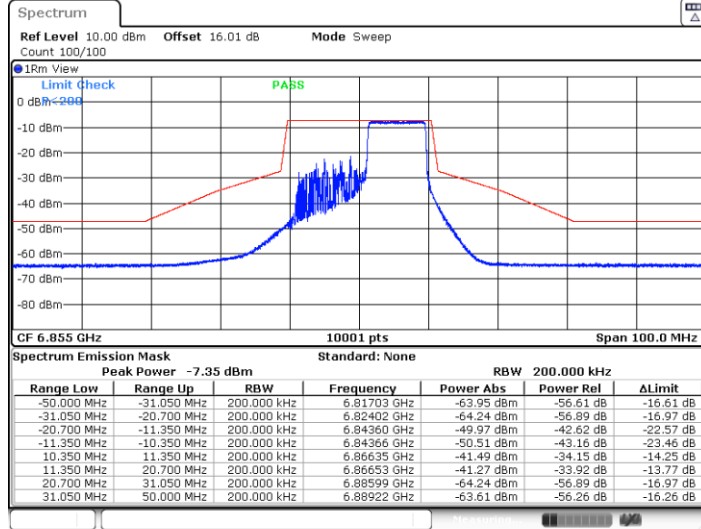


11AX20MIMO_Ant1_6855_52Tone_RU40



Date: 15 JAN 2024 23:33:54

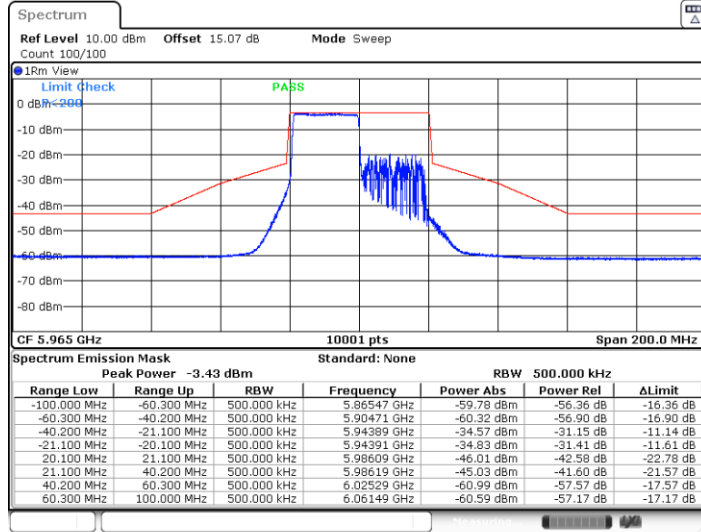
11AX20MIMO_Ant1_6855_106Tone_RU54



Date: 15 JAN 2024 23:35:29

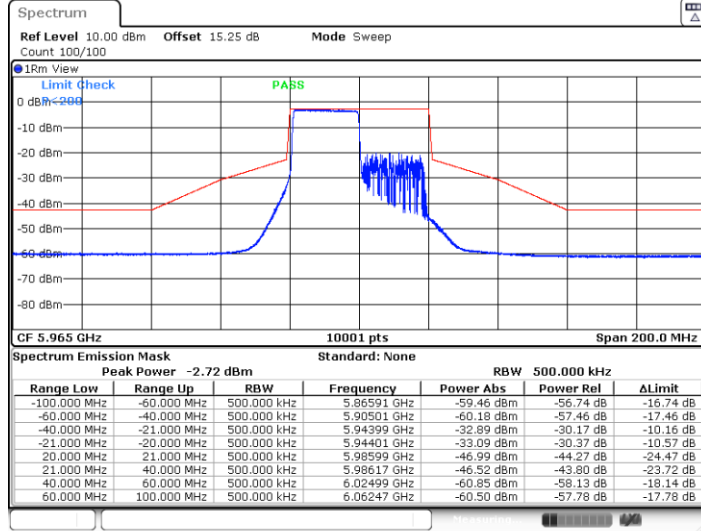


11AX40MIMO_Ant0_5965_242Tone_RU61



Date: 15 JAN 2024 23:37:08

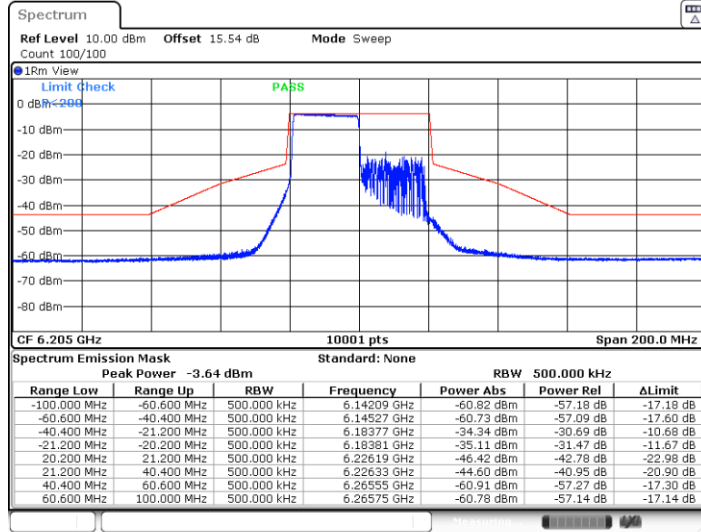
11AX40MIMO_Ant1_5965_242Tone_RU61



Date: 15 JAN 2024 23:37:53

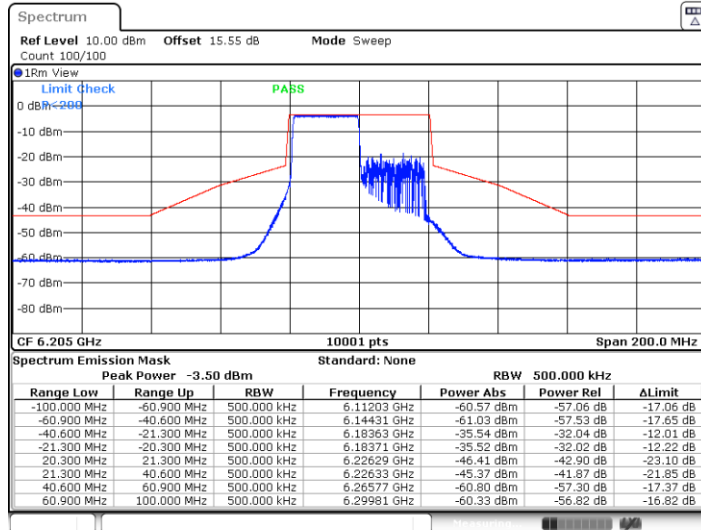


11AX40MIMO_Ant0_6205_242Tone_RU61



Date: 15 JAN 2024 23:40:04

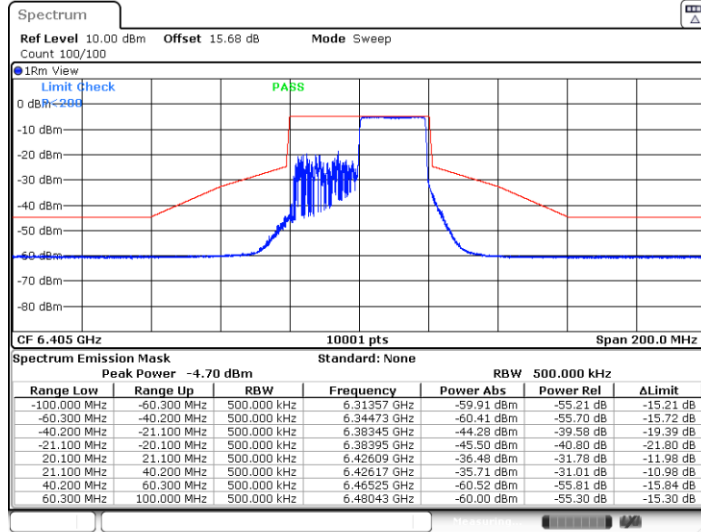
11AX40MIMO_Ant1_6205_242Tone_RU61



Date: 15 JAN 2024 23:40:50

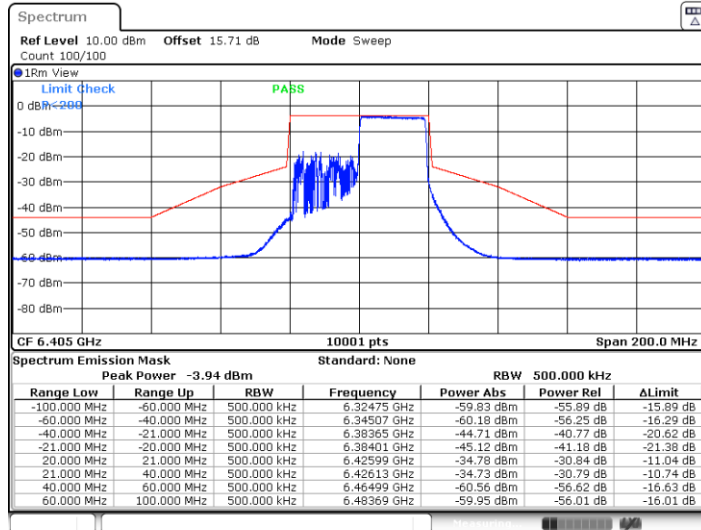


11AX40MIMO_Ant0_6405_242Tone_RU62



Date: 15 JAN 2024 23:41:54

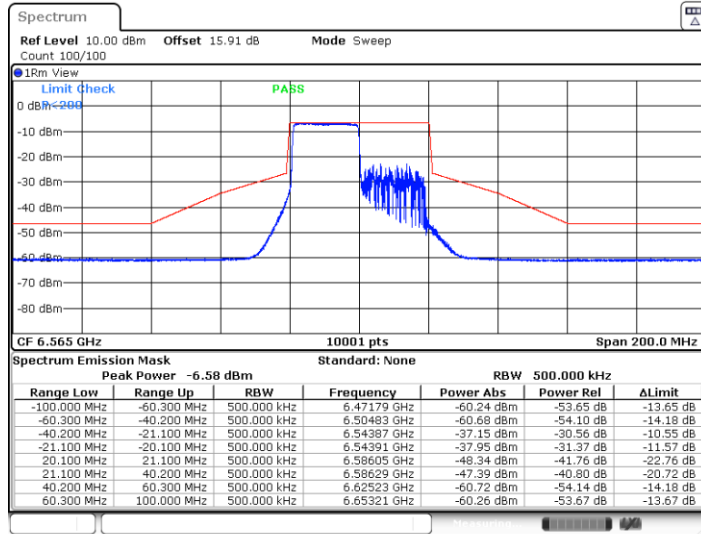
11AX40MIMO_Ant1_6405_242Tone_RU62



Date: 15 JAN 2024 23:42:32

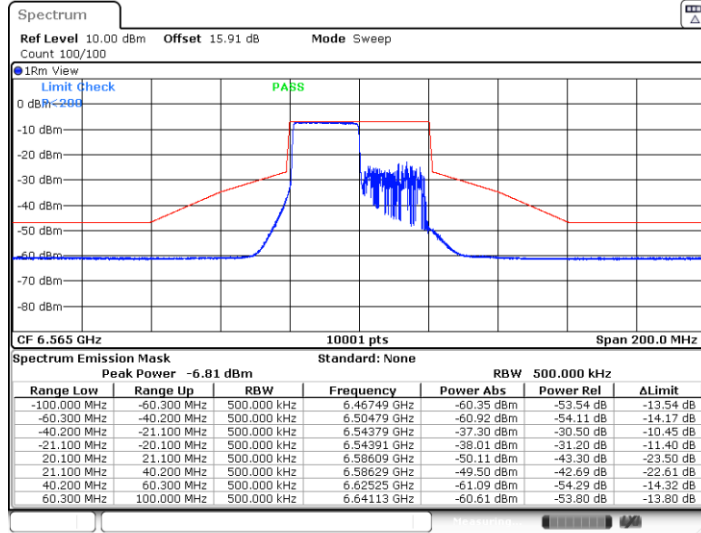


11AX40MIMO_Ant0_6565_242Tone_RU61



Date: 15 JAN 2024 23:50:10

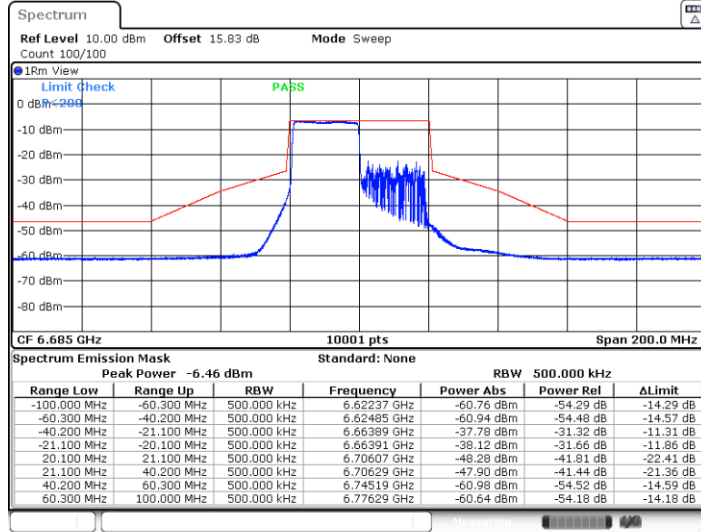
11AX40MIMO_Ant1_6565_242Tone_RU61



Date: 15 JAN 2024 23:51:09

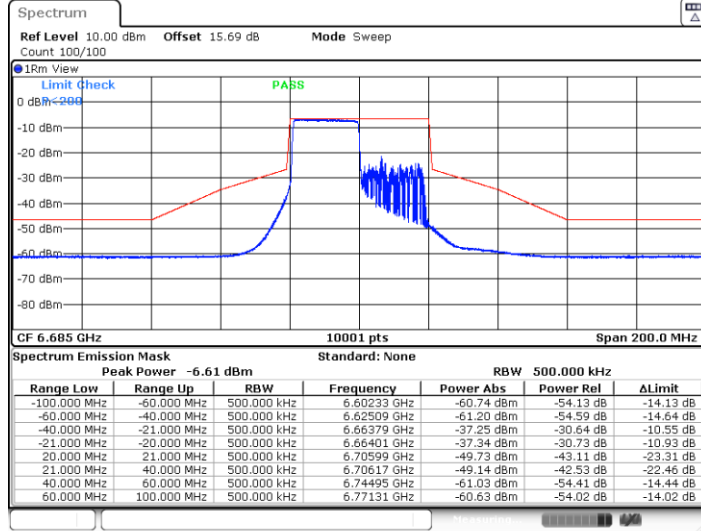


11AX40MIMO_Ant0_6685_242Tone_RU61

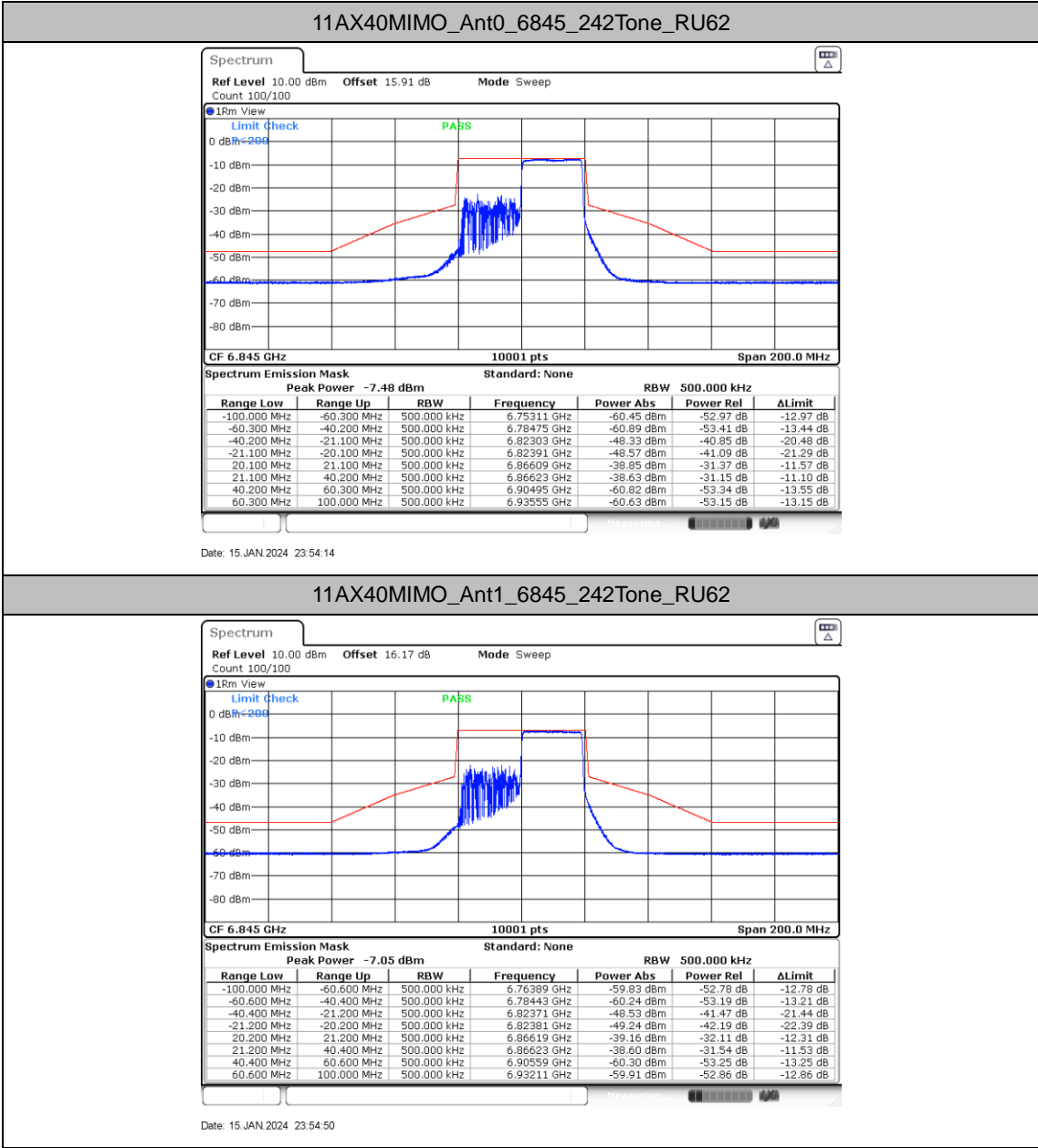


Date: 15 JAN 2024 23:52:12

11AX40MIMO_Ant1_6685_242Tone_RU61

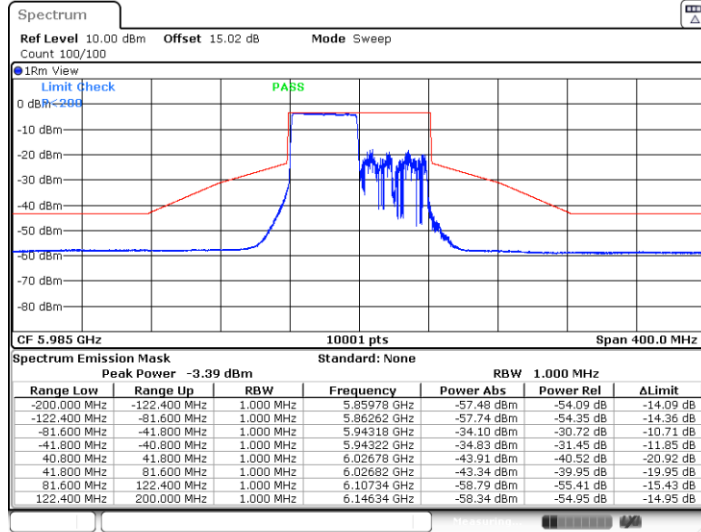


Date: 15 JAN 2024 23:53:02



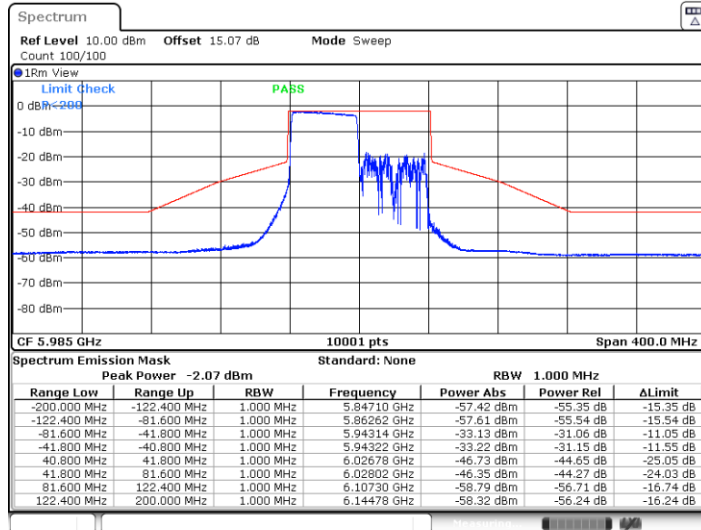


11AX80MIMO_Ant0_5985_484Tone_RU65



Date: 15 JAN 2024 23:56:16

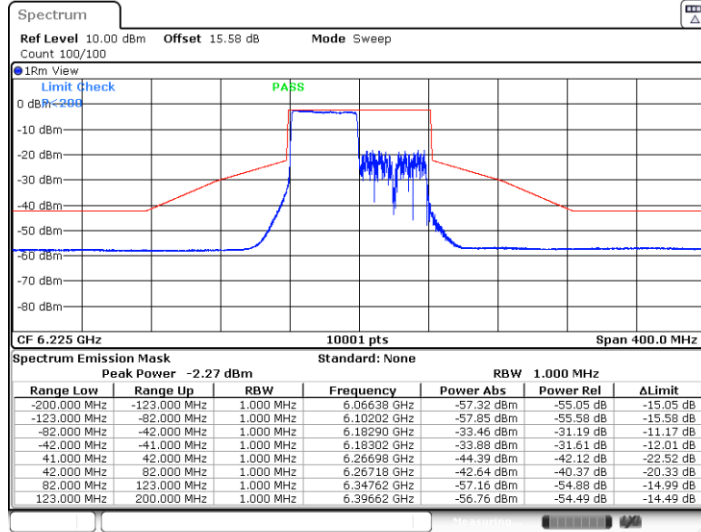
11AX80MIMO_Ant1_5985_484Tone_RU65



Date: 15 JAN 2024 23:56:57

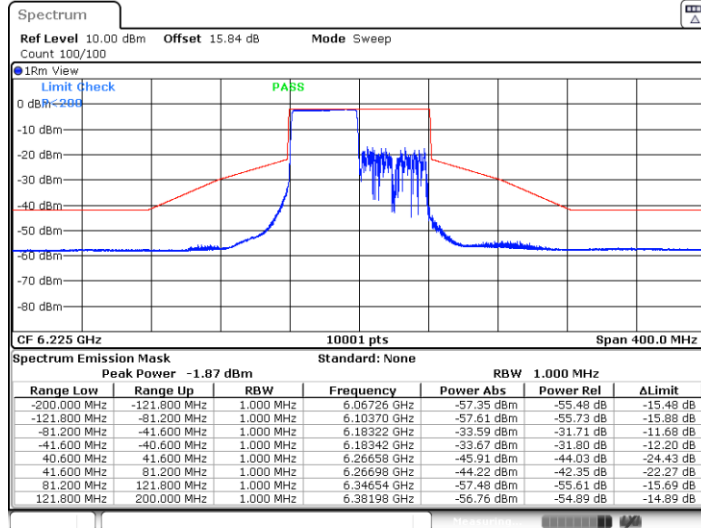


11AX80MIMO_Ant0_6225_484Tone_RU65

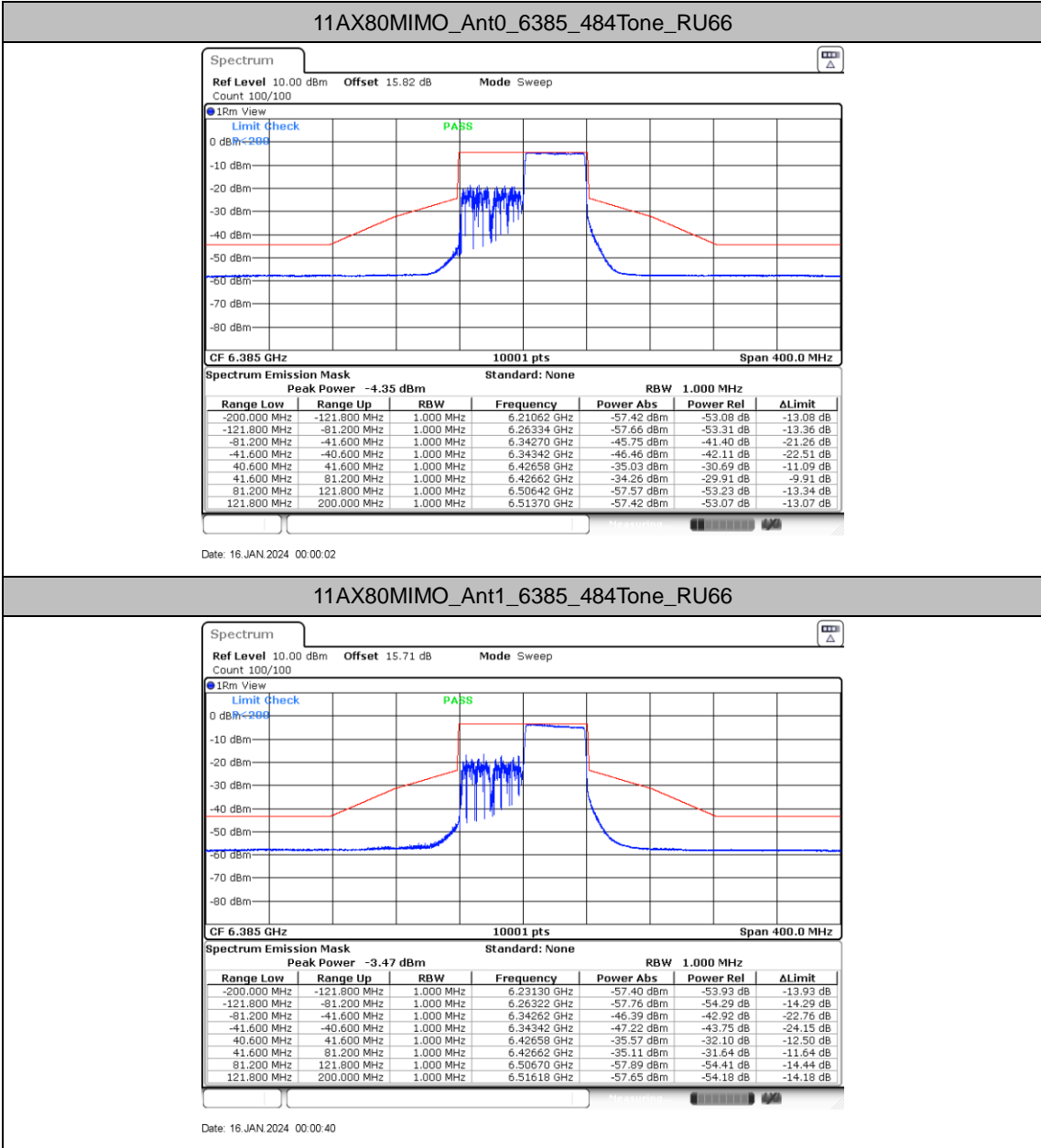


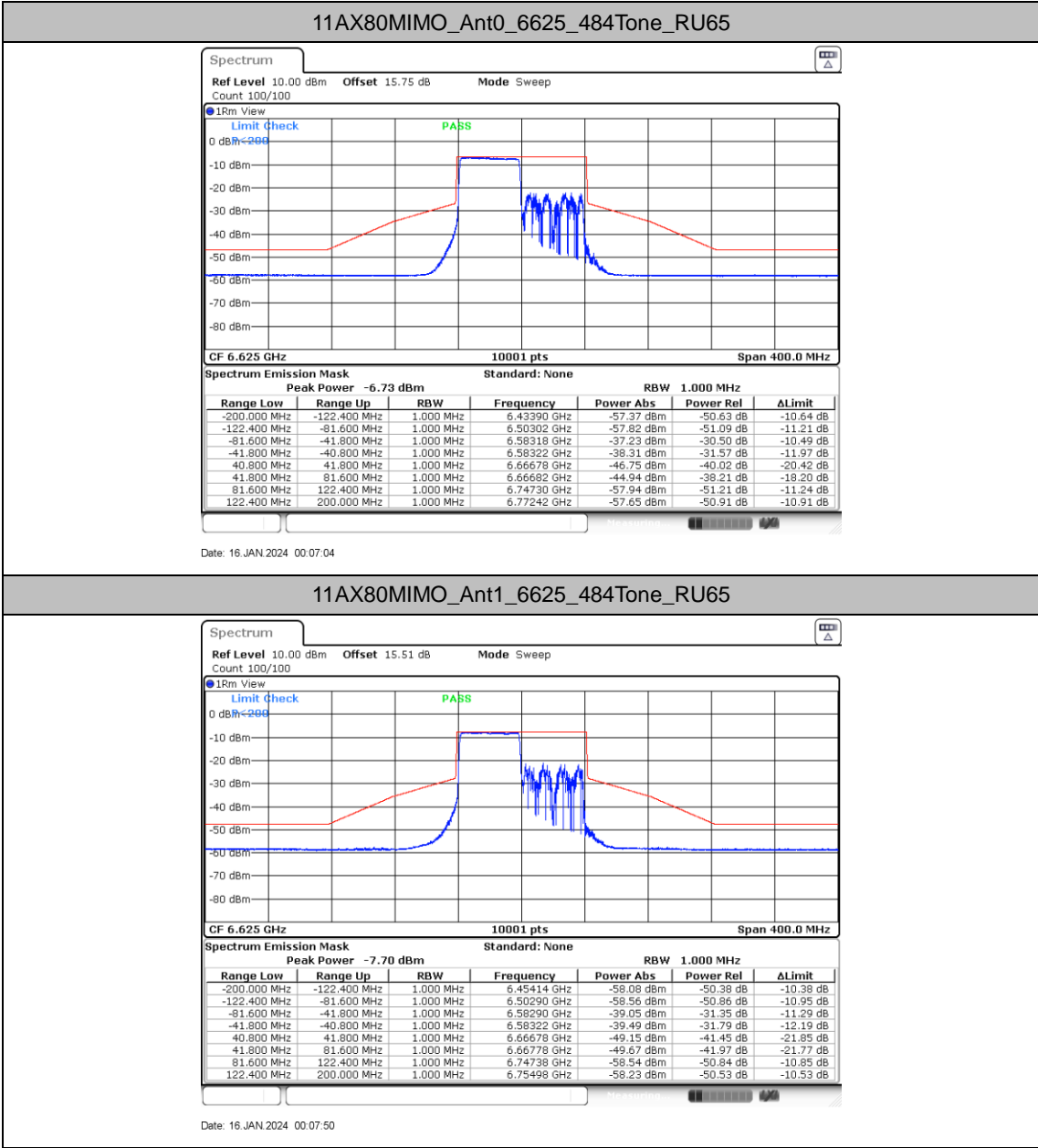
Date: 15 JAN 2024 23:58:11

11AX80MIMO_Ant1_6225_484Tone_RU65



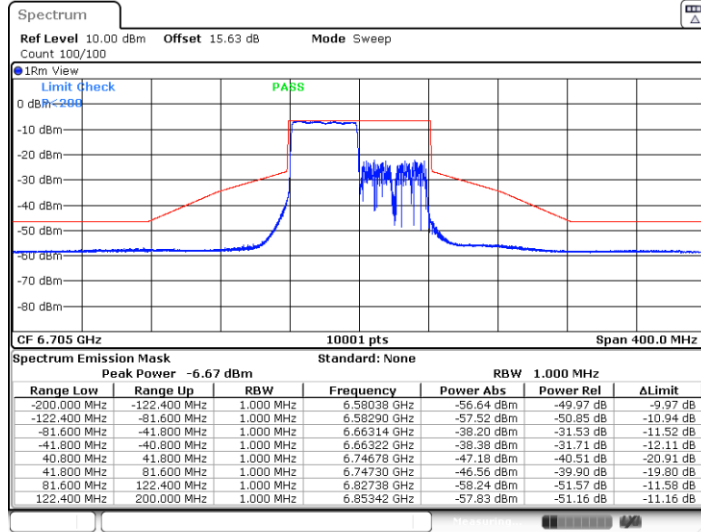
Date: 15 JAN 2024 23:58:49





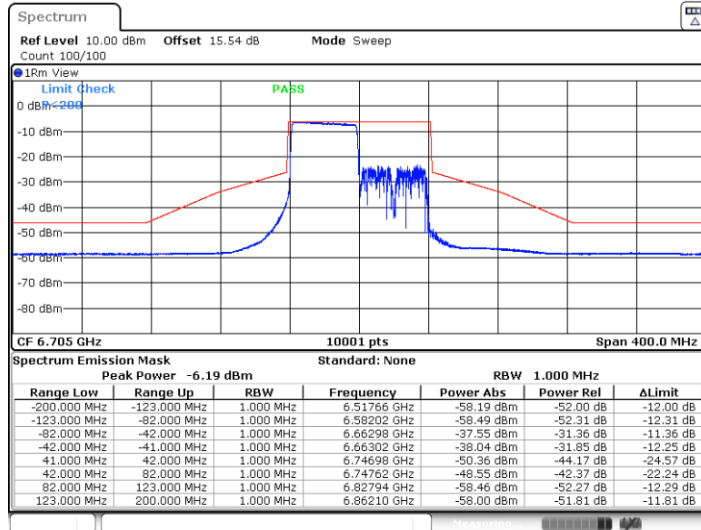


11AX80MIMO_Ant0_6705_484Tone_RU65



Date: 16 JAN 2024 00:08:59

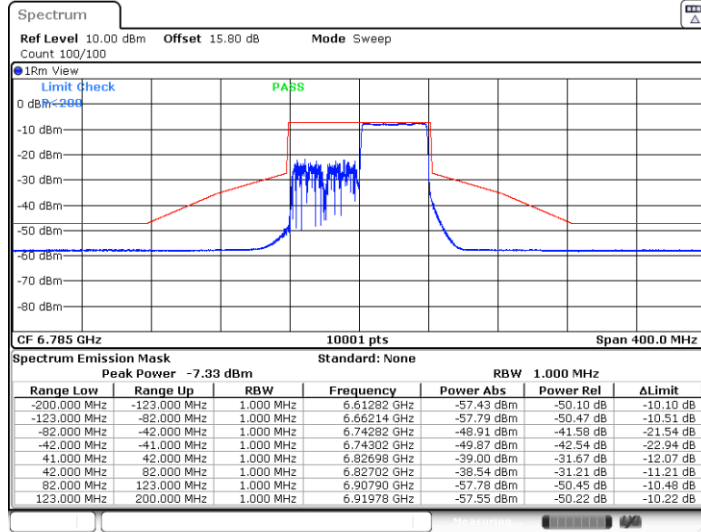
11AX80MIMO_Ant1_6705_484Tone_RU65



Date: 16 JAN 2024 00:09:40

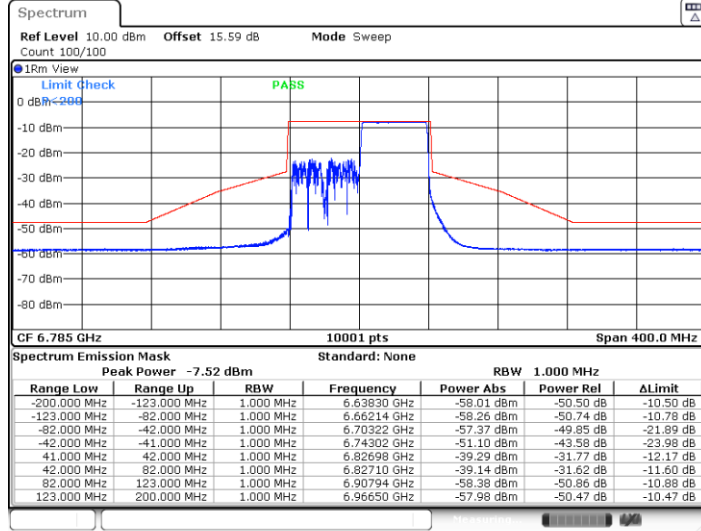


11AX80MIMO_Ant0_6785_484Tone_RU66



Date: 16 JAN 2024 00:11:02

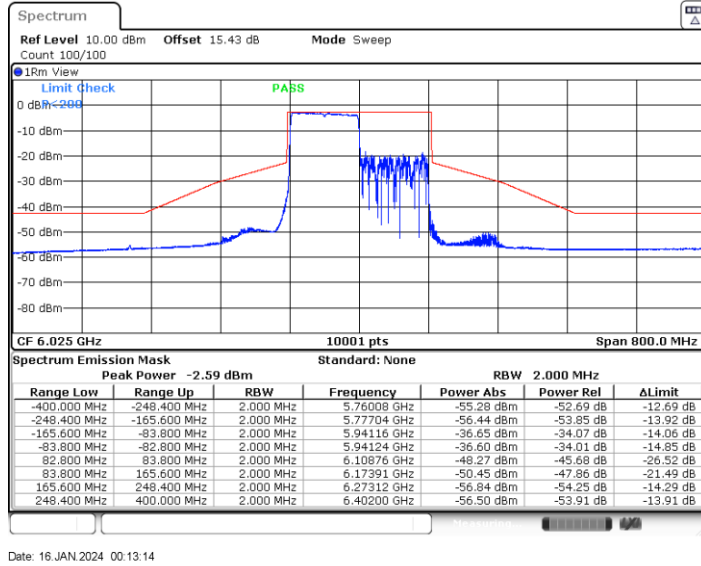
11AX80MIMO_Ant1_6785_484Tone_RU66



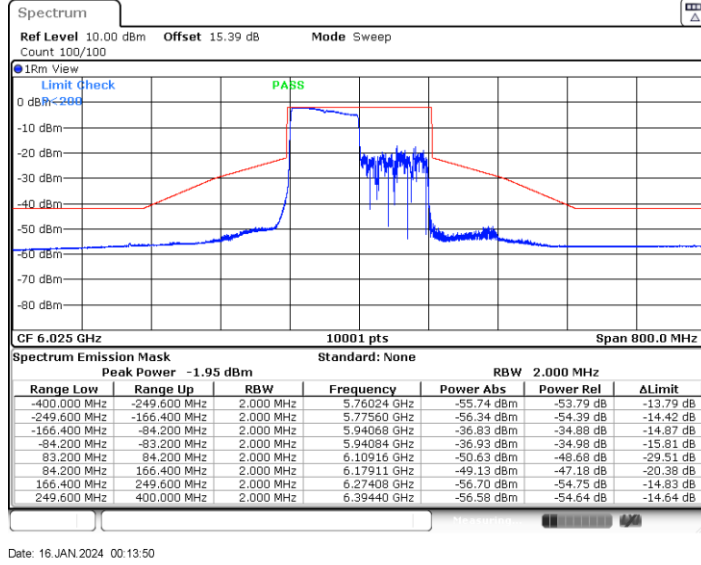
Date: 16 JAN 2024 00:11:56



11AX160MIMO_Ant0_6025_996Tone_RU67

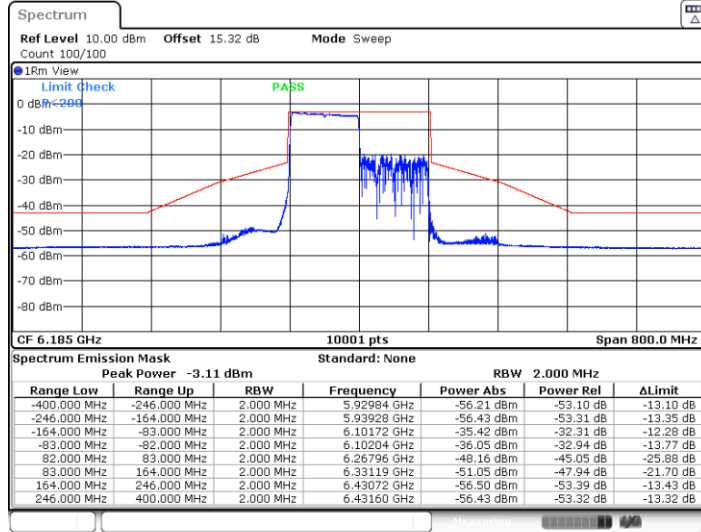


11AX160MIMO_Ant1_6025_996Tone_RU67



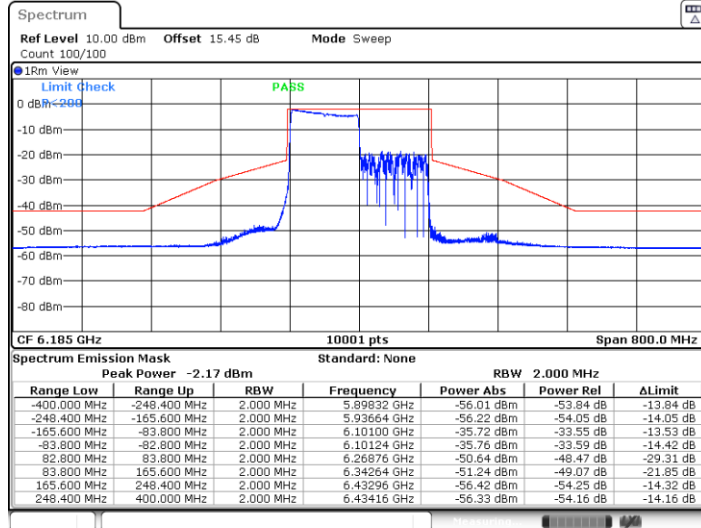


11AX160MIMO_Ant0_6185_996Tone_RU67



Date: 16 JAN 2024 00:18:14

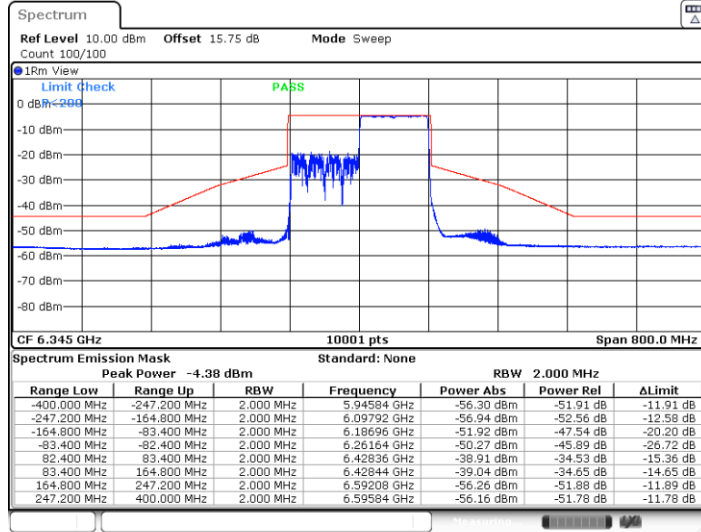
11AX160MIMO_Ant1_6185_996Tone_RU67



Date: 16 JAN 2024 00:24:26

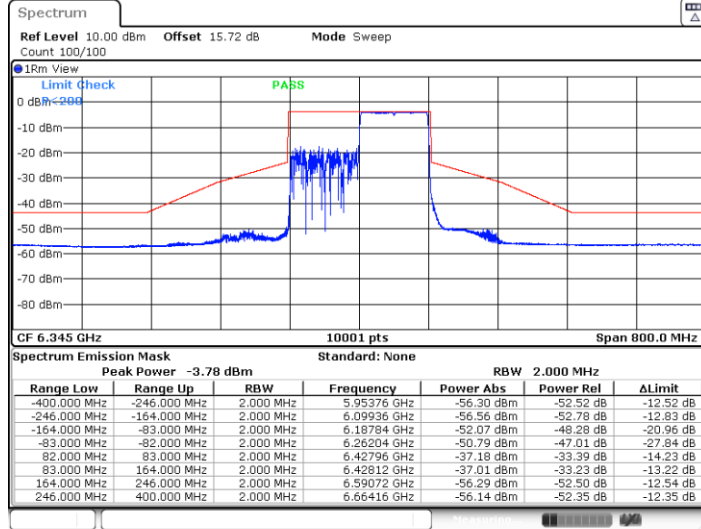


11AX160MIMO_Ant0_6345_996Tone_RU68



Date: 16 JAN 2024 00:25:56

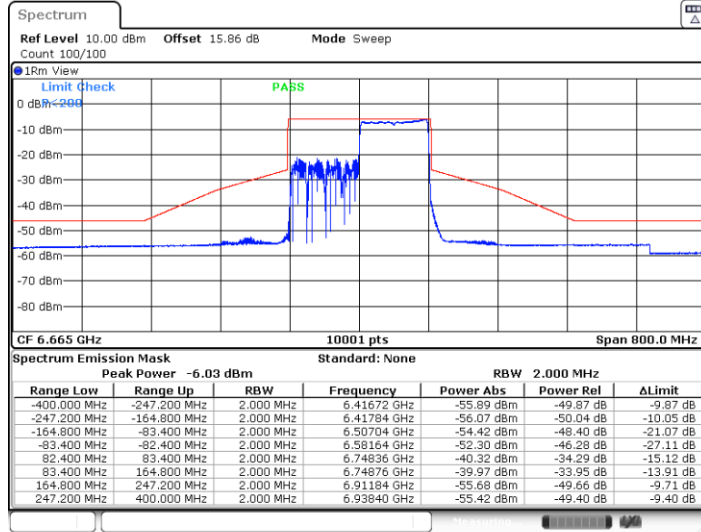
11AX160MIMO_Ant1_6345_996Tone_RU68



Date: 16 JAN 2024 00:26:40

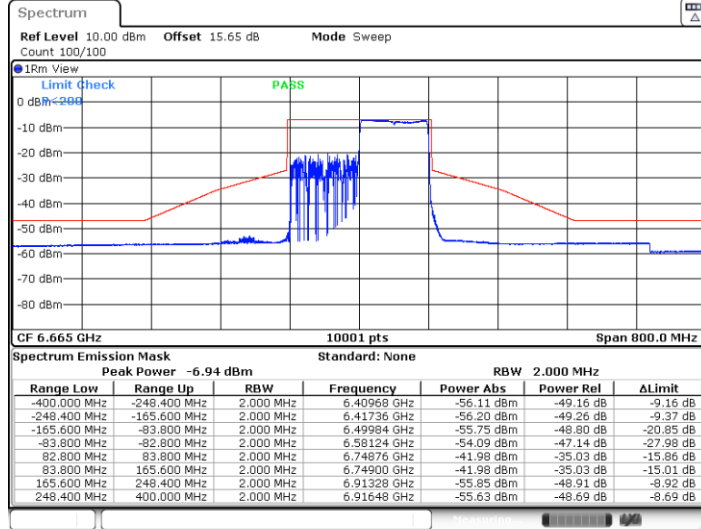


11AX160MIMO_Ant0_6665_996Tone_RU68



Date: 16 JAN 2024 00:30:52

11AX160MIMO_Ant1_6665_996Tone_RU68

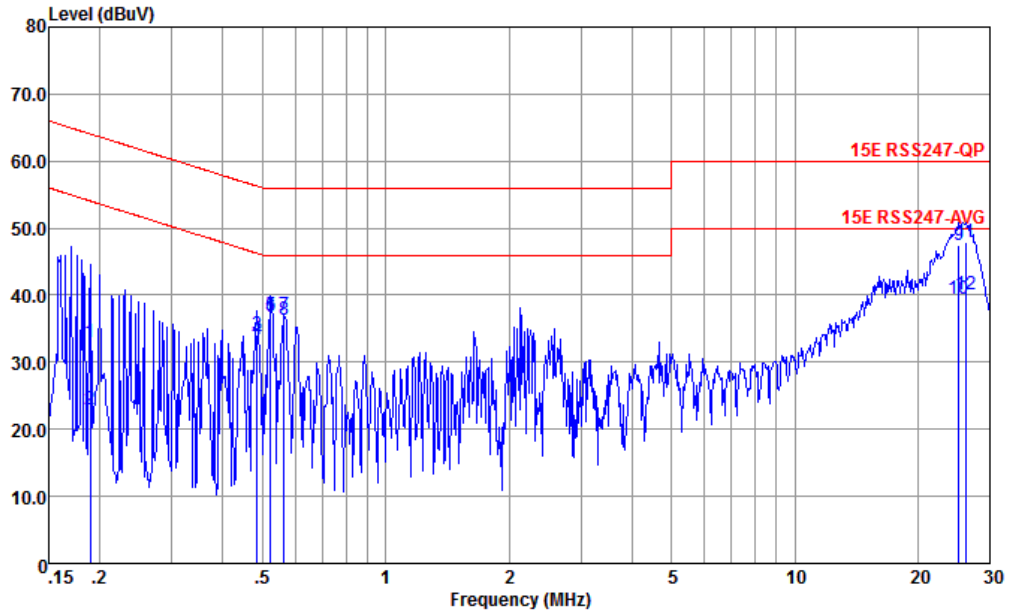


Date: 16 JAN 2024 00:31:42



Appendix B. AC Conducted Emission Test Results

Test Engineer :	Amos Zhang	Temperature :	24.2~25.6°C
		Relative Humidity :	37~39%
Test Voltage :	120Vac / 60Hz	Phase :	Line
Remark :	All emissions not reported here are more than 10 dB below the prescribed limit.		

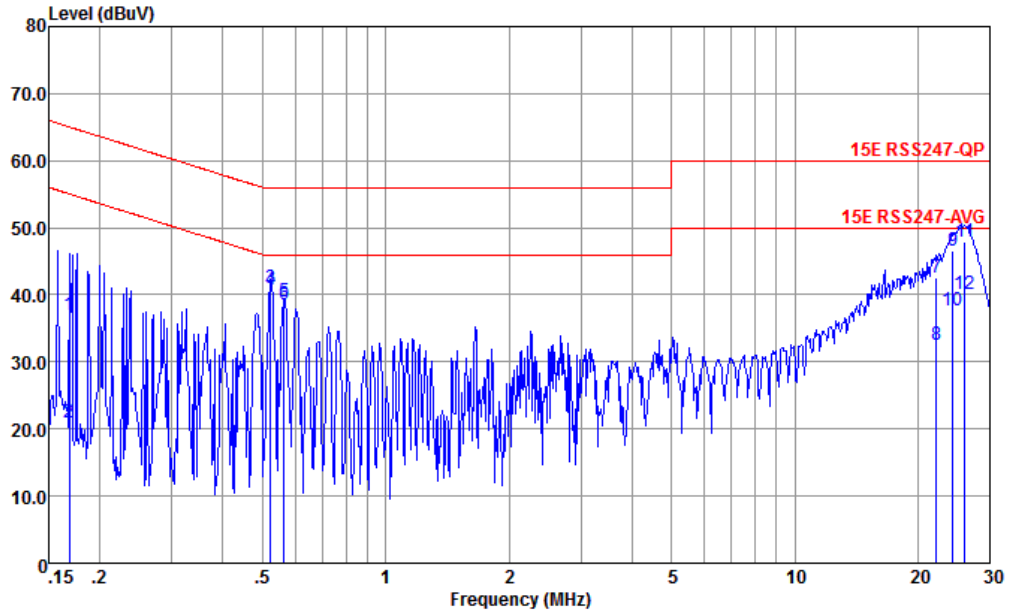


Site : CO01-KS
 Condition : 15E RSS247-QP LISN-060105-LINE LINE

	Freq	Level	Over Limit	Limit Line	Read Level	LISN Factor	Cable Loss	Remark
	MHz	dBuV	dB	dBuV	dBuV	dB	dB	
1	0.189	33.05	-31.01	64.06	22.60	0.03	10.42	QP
2	0.189	22.95	-31.11	54.06	12.50	0.03	10.42	Average
3	0.484	34.10	-22.17	56.27	23.90	-0.02	10.22	QP
4	0.484	33.40	-12.87	46.27	23.20	-0.02	10.22	Average
5	0.524	37.06	-18.94	56.00	26.90	-0.04	10.20	QP
6 *	0.524	36.76	-9.24	46.00	26.60	-0.04	10.20	Average
7	0.564	36.94	-19.06	56.00	26.80	-0.05	10.19	QP
8	0.564	36.34	-9.66	46.00	26.20	-0.05	10.19	Average
9	25.188	47.38	-12.62	60.00	36.20	-0.34	11.52	QP
10	25.188	39.48	-10.52	50.00	28.30	-0.34	11.52	Average
11	26.139	48.02	-11.98	60.00	36.80	-0.34	11.56	QP
12	26.139	40.12	-9.88	50.00	28.90	-0.34	11.56	Average



Test Engineer :	Amos Zhang	Temperature :	24.2~25.6°C
		Relative Humidity :	37~39%
Test Voltage :	120Vac / 60Hz	Phase :	Neutral
Remark :	All emissions not reported here are more than 10 dB below the prescribed limit.		



Site : CO01-KS
 Condition : 15E RSS247-QP LISN-060105-NEUTRAL NEUTRAL

	Freq	Level	Over	Limit	Read	LISN	Cable	Remark
	MHz	dBuV	Limit	Line	Level	Factor	Loss	
			dB	dBuV	dBuV	dB	dB	
1	0.169	37.06	-27.97	65.03	26.59	0.04	10.43	QP
2	0.169	20.96	-34.07	55.03	10.49	0.04	10.43	Average
3	0.524	41.02	-14.98	56.00	30.90	-0.08	10.20	QP
4 *	0.524	40.72	-5.28	46.00	30.60	-0.08	10.20	Average
5	0.564	39.01	-16.99	56.00	28.90	-0.08	10.19	QP
6	0.564	38.61	-7.39	46.00	28.50	-0.08	10.19	Average
7	22.180	42.60	-17.40	60.00	31.50	-0.31	11.41	QP
8	22.180	32.60	-17.40	50.00	21.50	-0.31	11.41	Average
9	24.400	46.66	-13.34	60.00	35.50	-0.33	11.49	QP
10	24.400	37.76	-12.24	50.00	26.60	-0.33	11.49	Average
11	26.001	47.81	-12.19	60.00	36.60	-0.35	11.56	QP
12	26.001	40.01	-9.99	50.00	28.80	-0.35	11.56	Average

Note:

1. Level(dBμV) = Read Level(dBμV) + LISN Factor(dB) + Cable Loss(dB)
2. Over Limit(dB) = Level(dBμV) – Limit Line(dBμV)
3. The same data of conducted emission was used for indoor client mode and standard client mode.