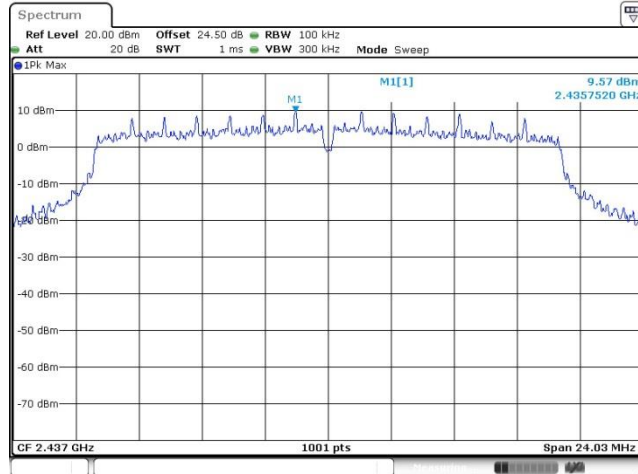




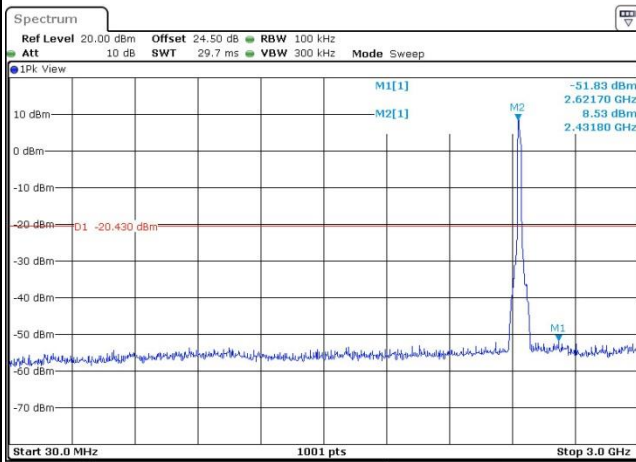
Test Mode :	802.11n HT20	Test Channel :	06
-------------	--------------	----------------	----

100kHz PSD reference Level



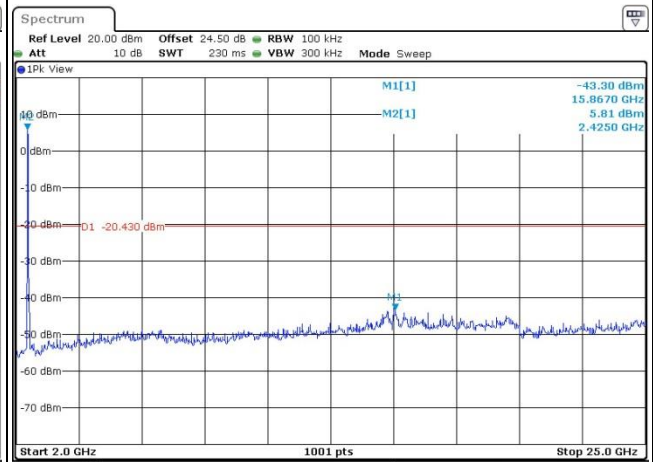
Date: 1.SEP.2018 05:33:01

Spurious Emission 30MHz~3GHz



Date: 1.SEP.2018 05:33:19

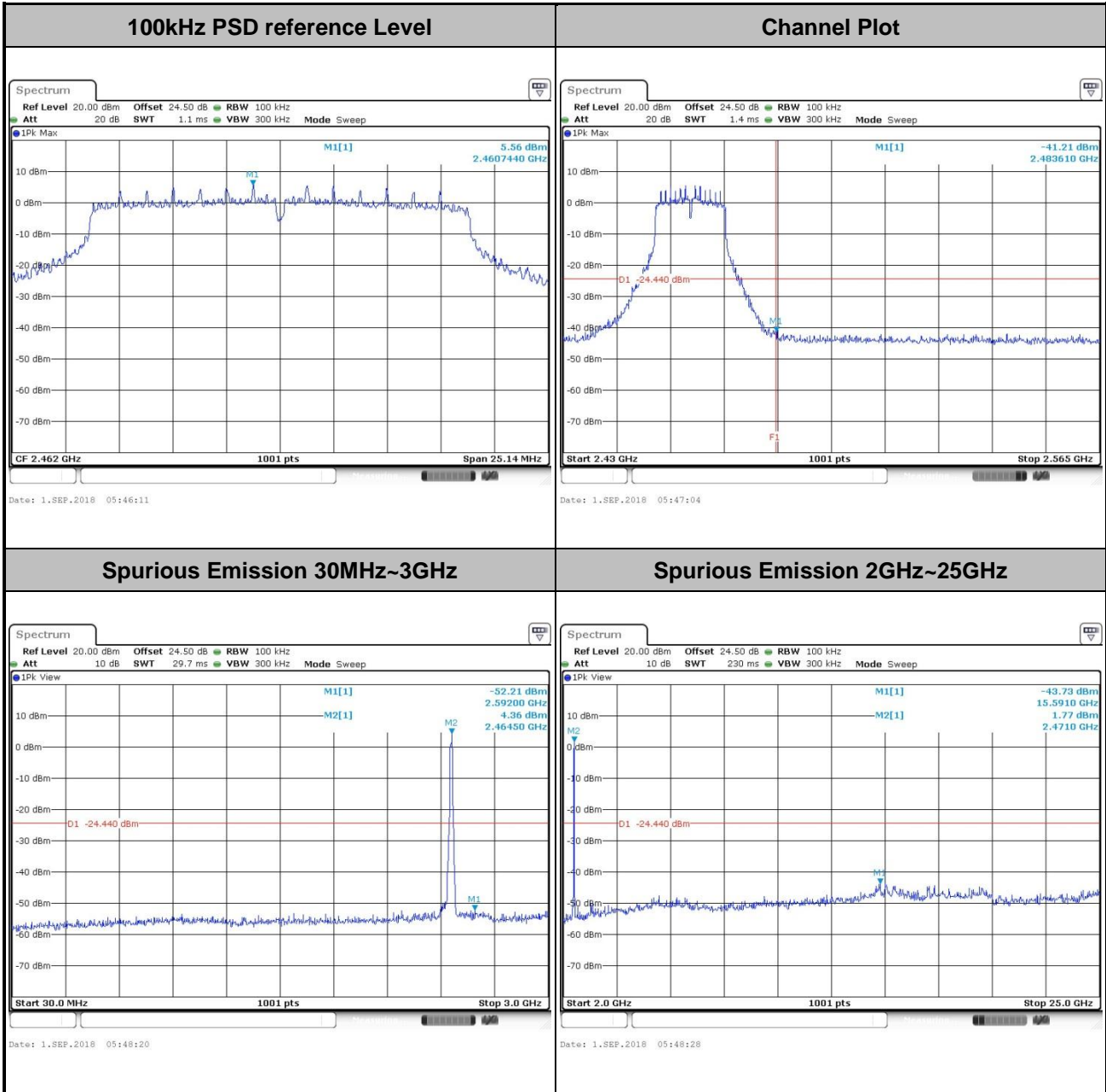
Spurious Emission 2GHz~25GHz



Date: 1.SEP.2018 05:33:28

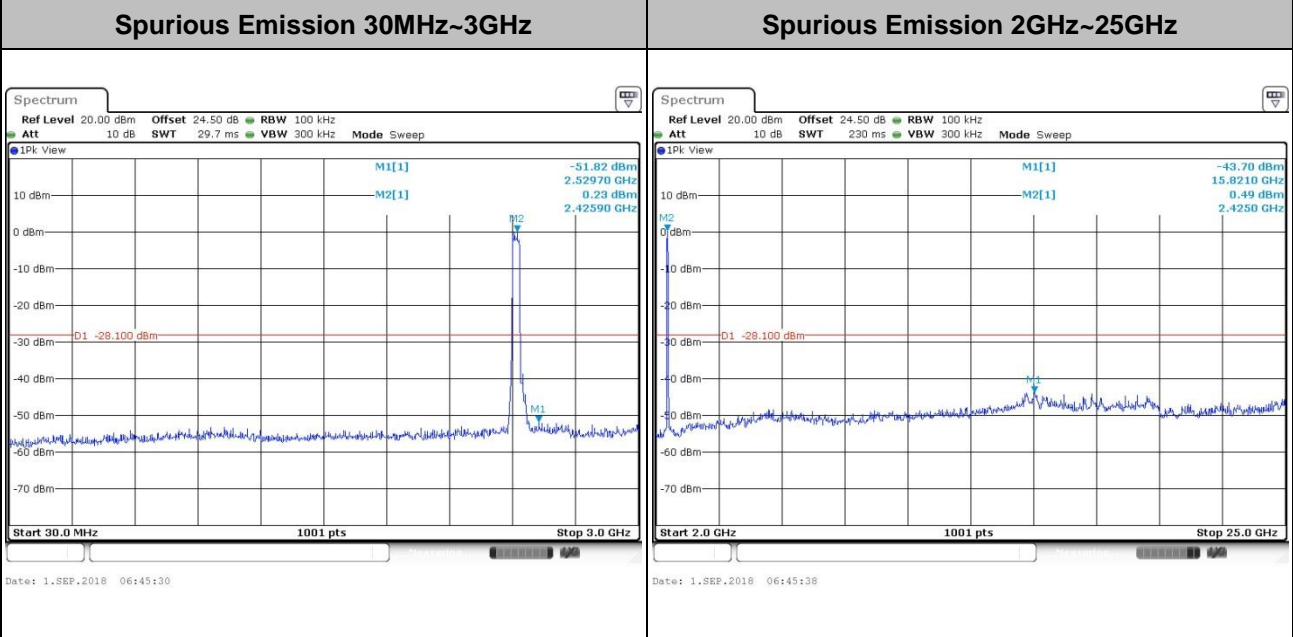
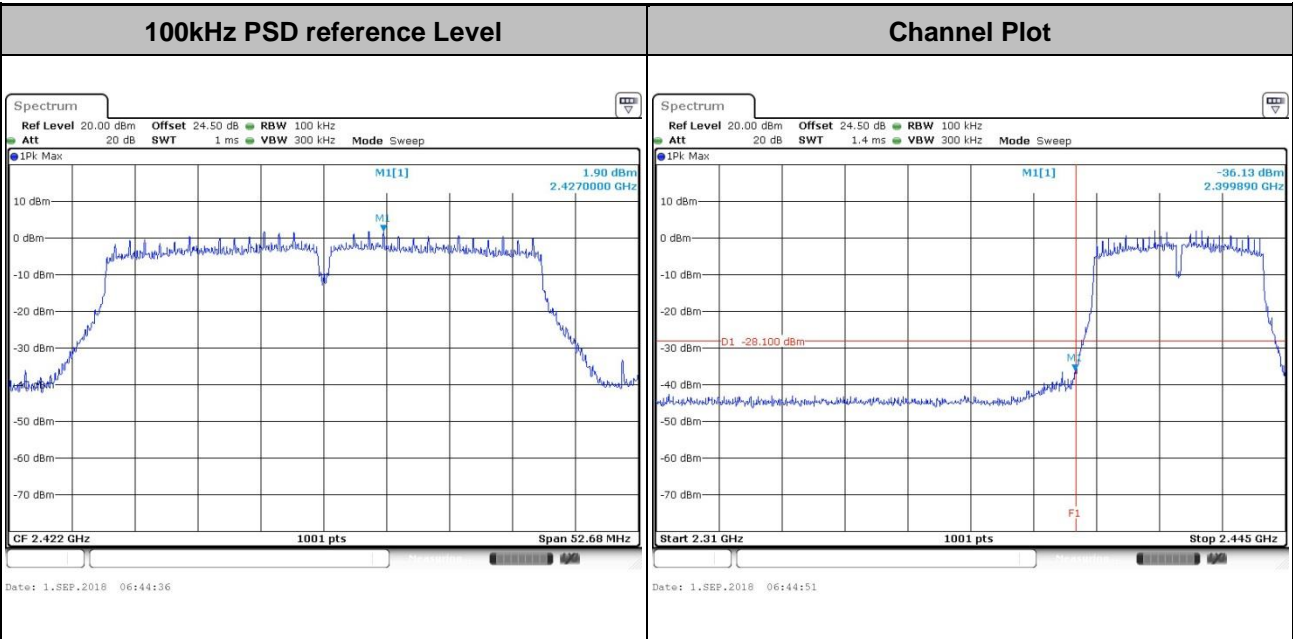


Test Mode :	802.11n HT20	Test Channel :	11
-------------	--------------	----------------	----





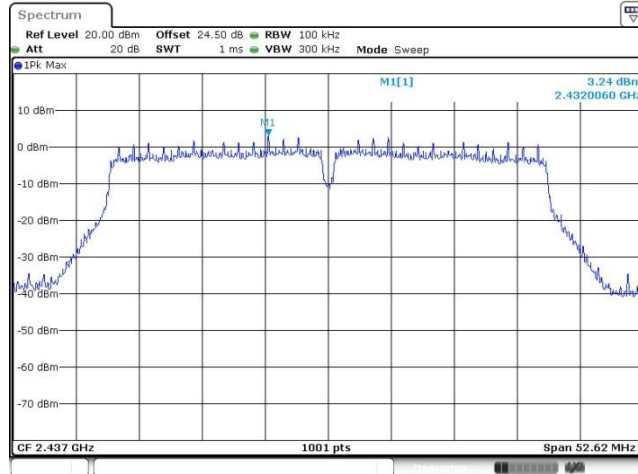
Test Mode :	802.11n HT40	Test Channel :	03
-------------	--------------	----------------	----



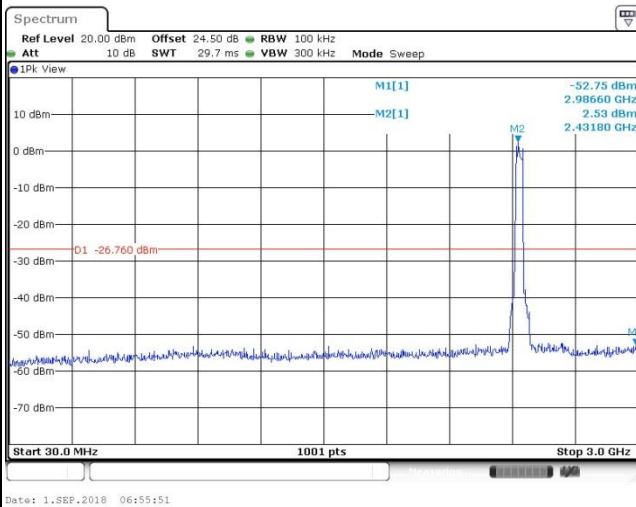


Test Mode :	802.11n HT40	Test Channel :	06
-------------	--------------	----------------	----

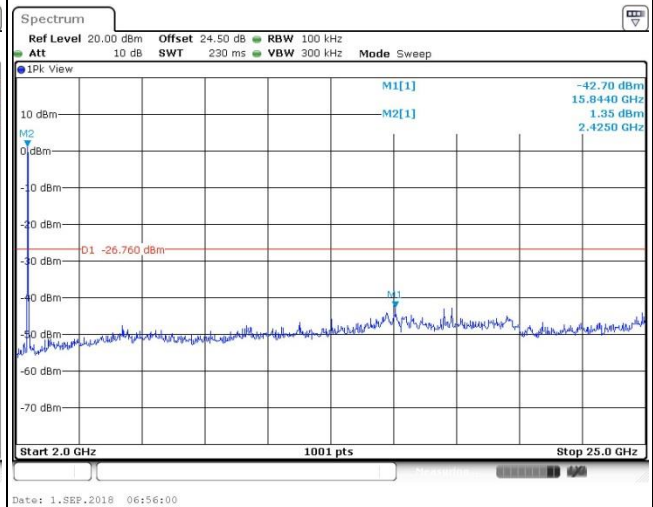
100kHz PSD reference Level



Spurious Emission 30MHz~3GHz



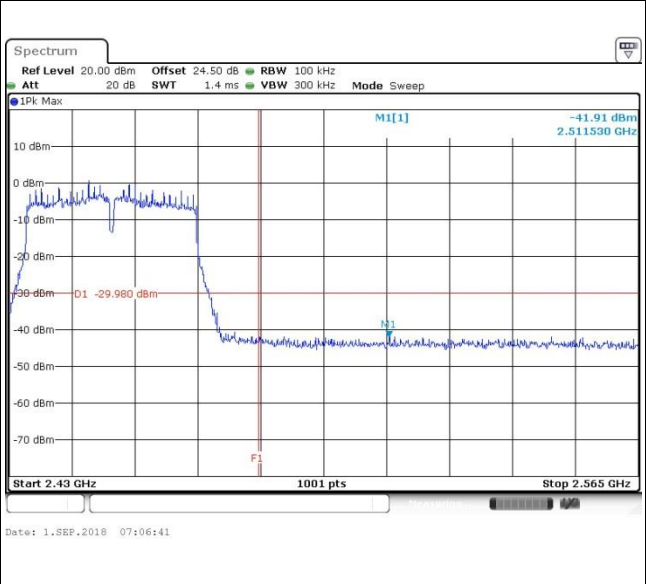
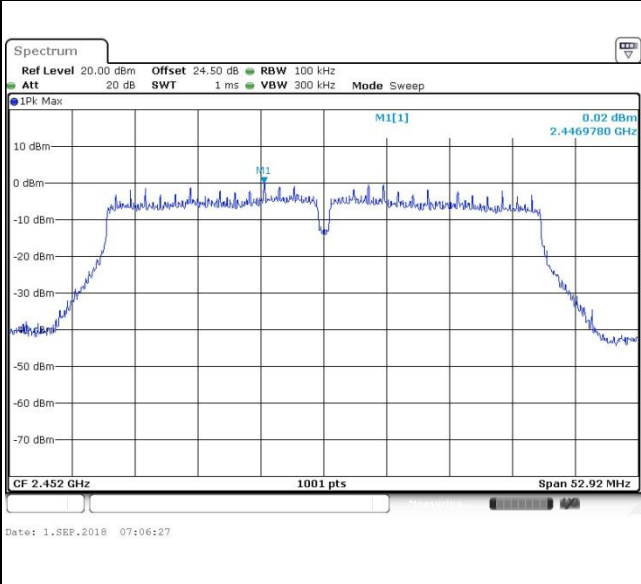
Spurious Emission 2GHz~25GHz





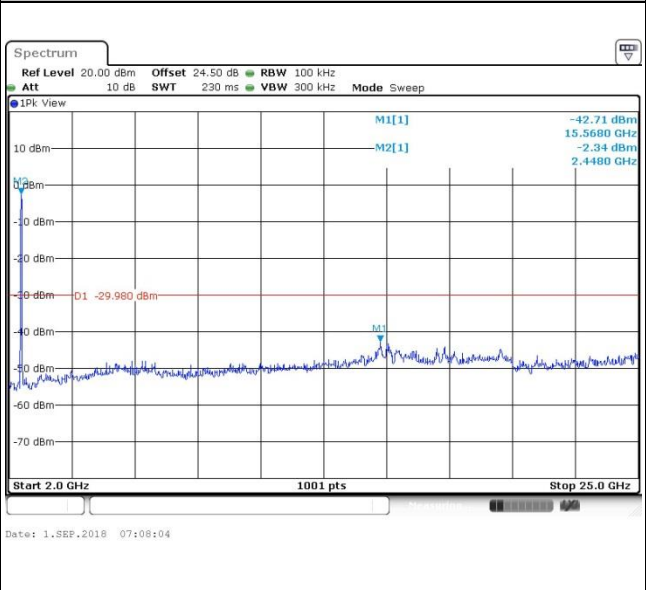
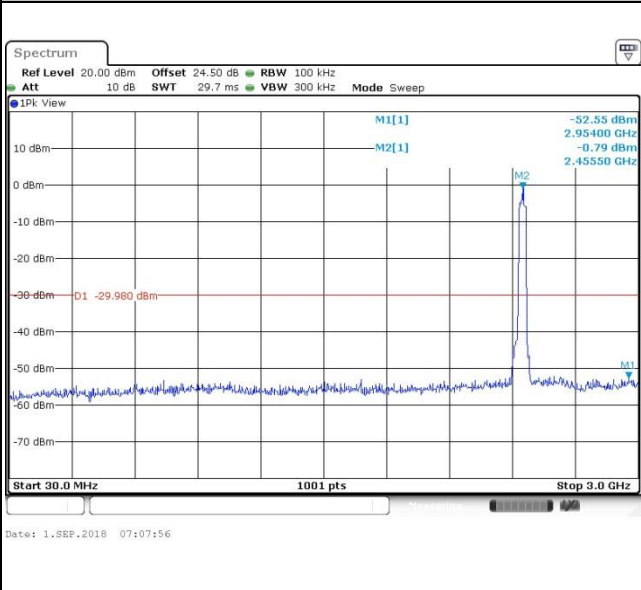
Test Mode : 802.11n HT40 Test Channel : 09

100kHz PSD reference Level Channel Plot



Spurious Emission 30MHz~3GHz

Spurious Emission 2GHz~25GHz



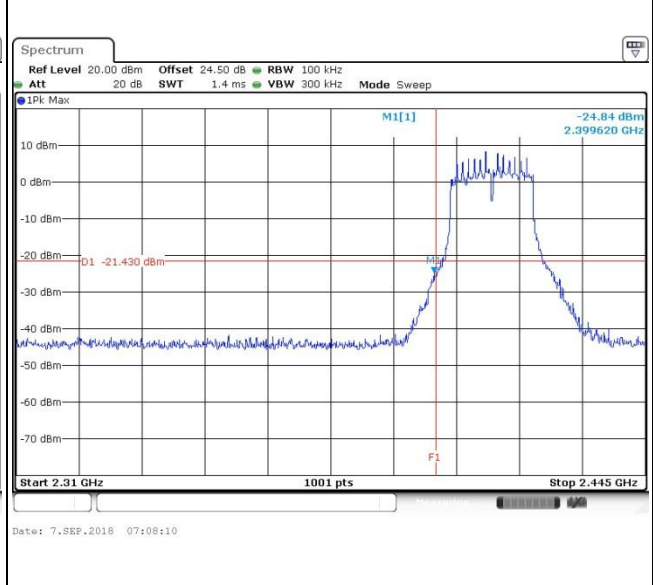
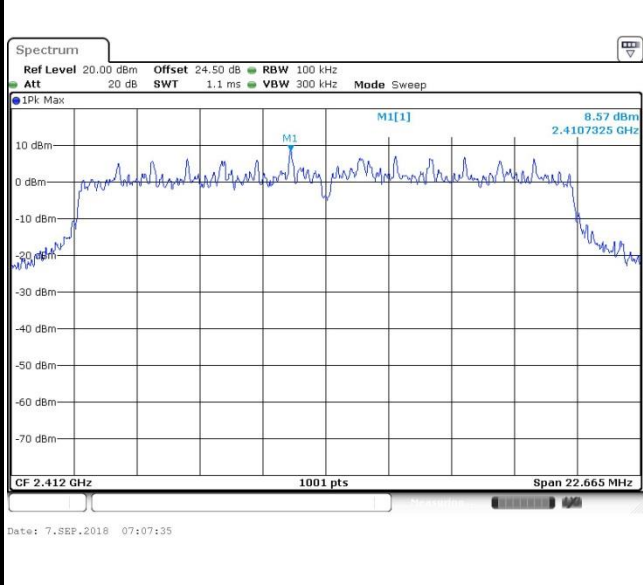


<TXBF Modes>

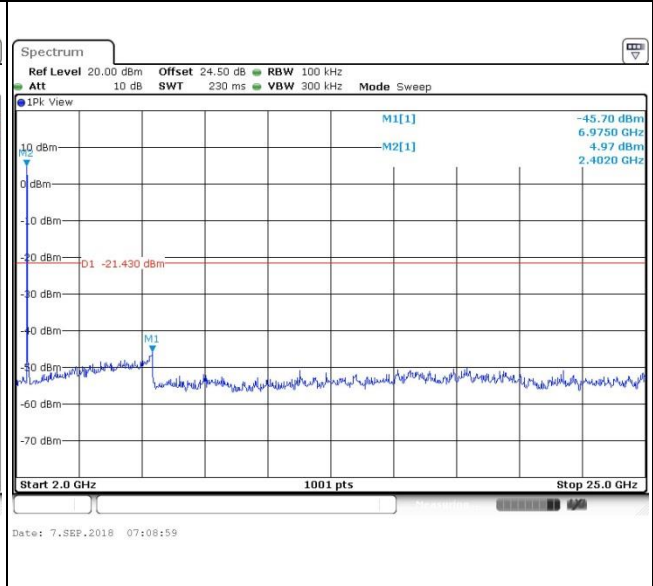
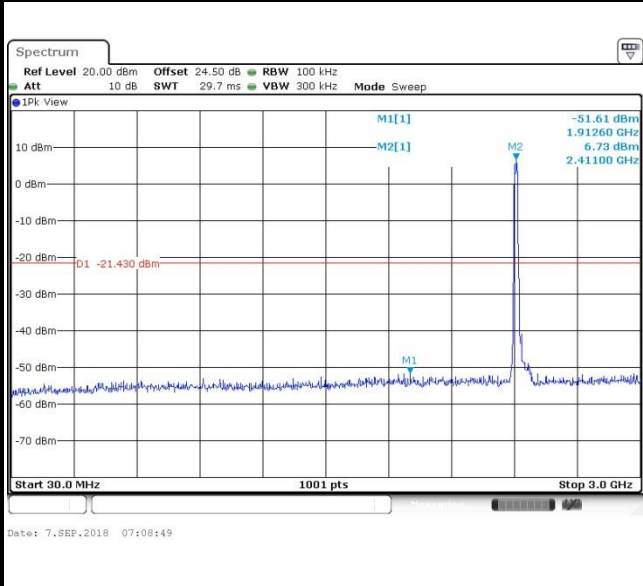
Number of TX = 2, Ant. 1 (Measured)

Test Mode :	802.11ac VHT20	Test Channel :	01
-------------	----------------	----------------	----

100kHz PSD reference Level	Channel Plot
-----------------------------------	---------------------



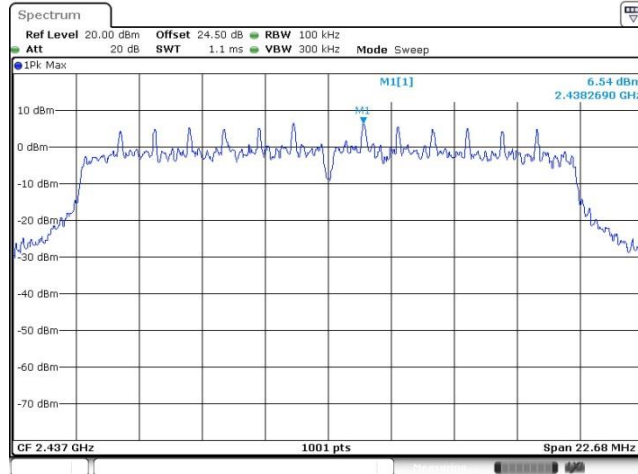
Spurious Emission 30MHz~3GHz	Spurious Emission 2GHz~25GHz
-------------------------------------	-------------------------------------



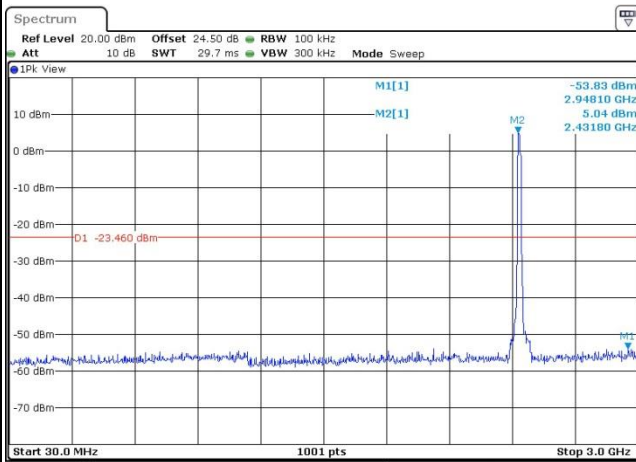


Test Mode :	802.11ac VHT20	Test Channel :	06
-------------	----------------	----------------	----

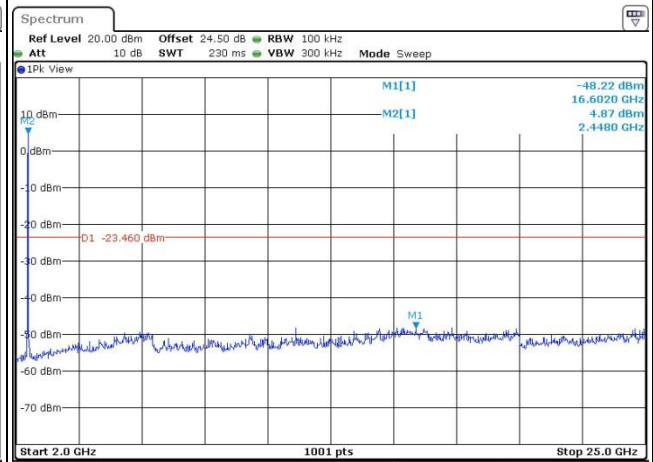
100kHz PSD reference Level



Spurious Emission 30MHz~3GHz



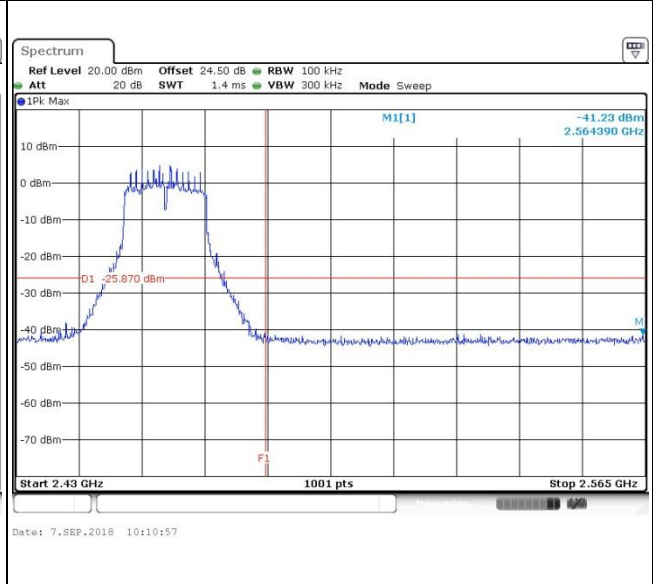
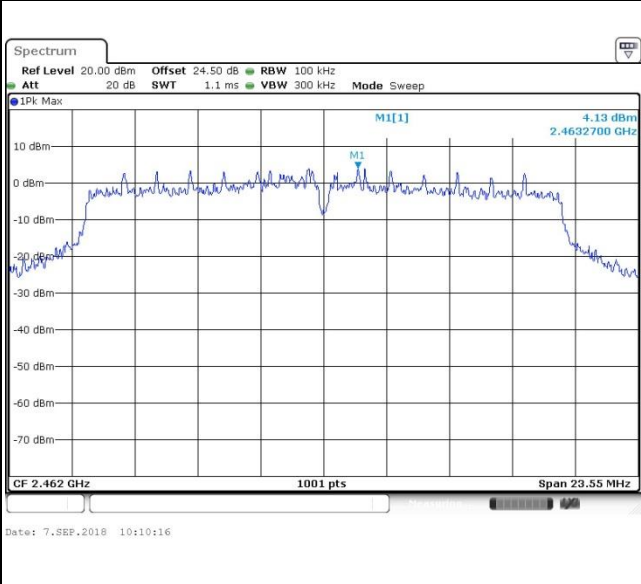
Spurious Emission 2GHz~25GHz



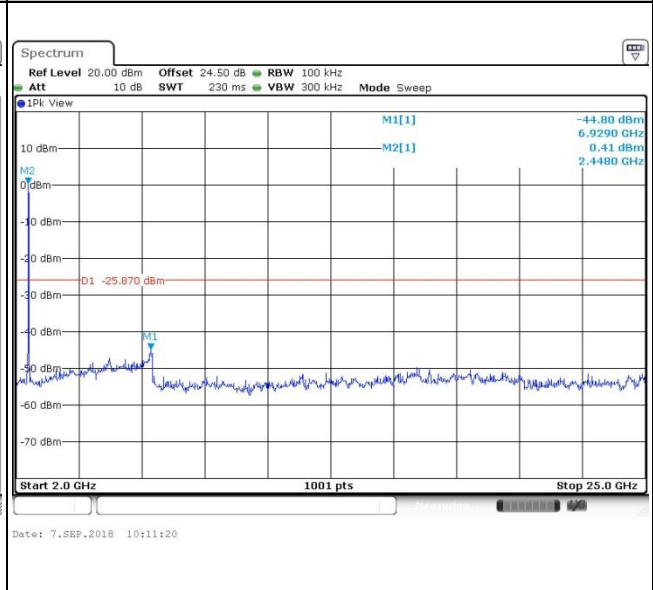
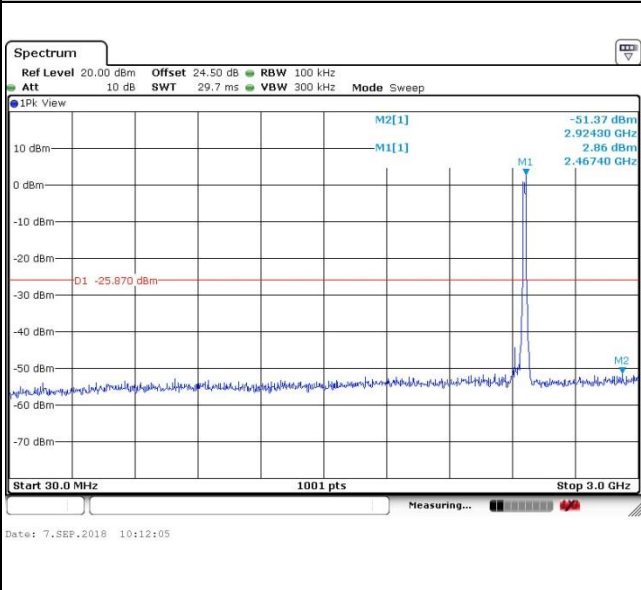


Test Mode :	802.11ac VHT20	Test Channel :	11
-------------	----------------	----------------	----

100kHz PSD reference Level	Channel Plot
-----------------------------------	---------------------

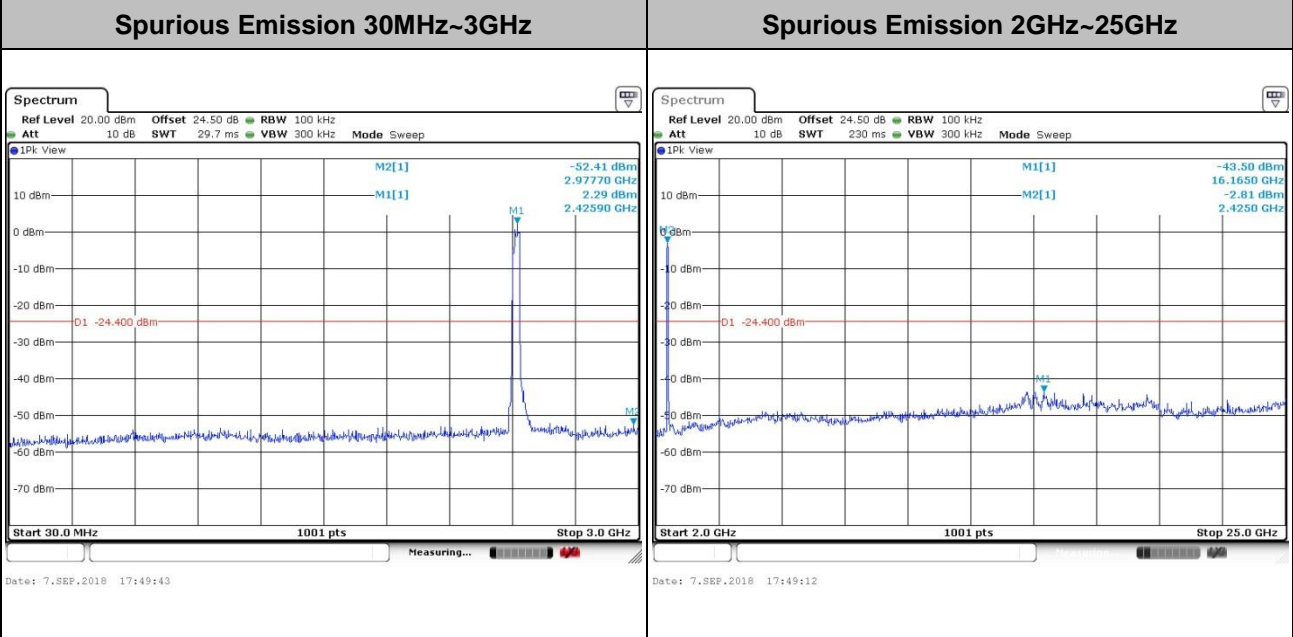
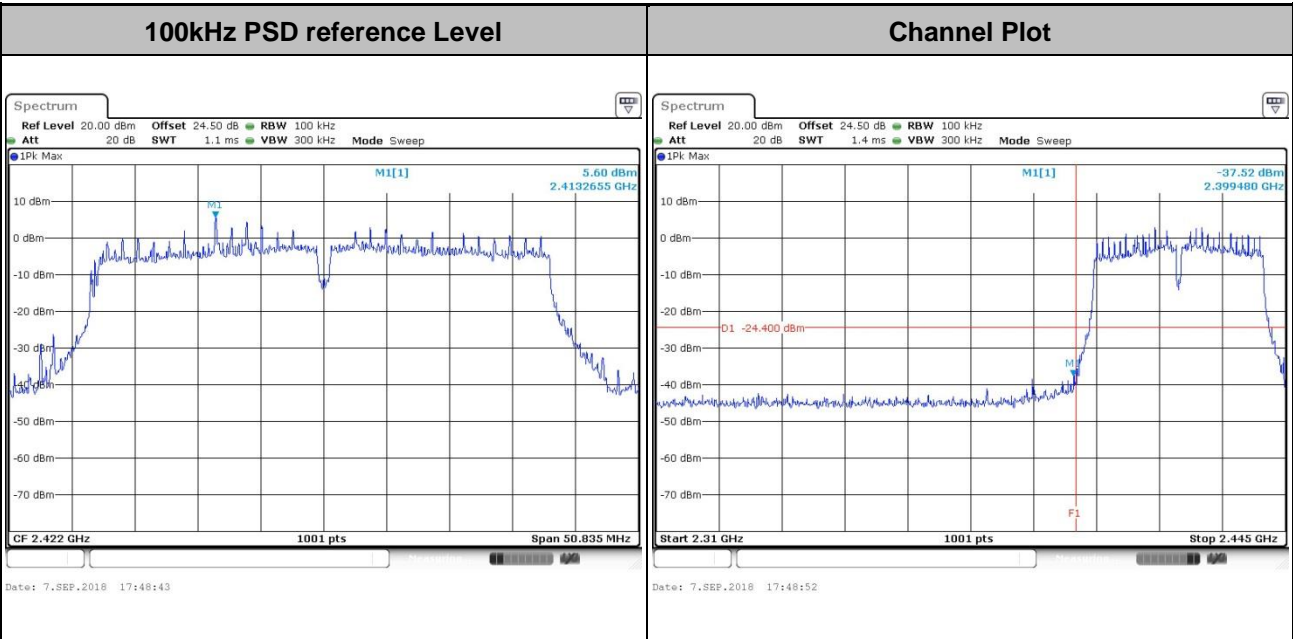


Spurious Emission 30MHz~3GHz	Spurious Emission 2GHz~25GHz
-------------------------------------	-------------------------------------





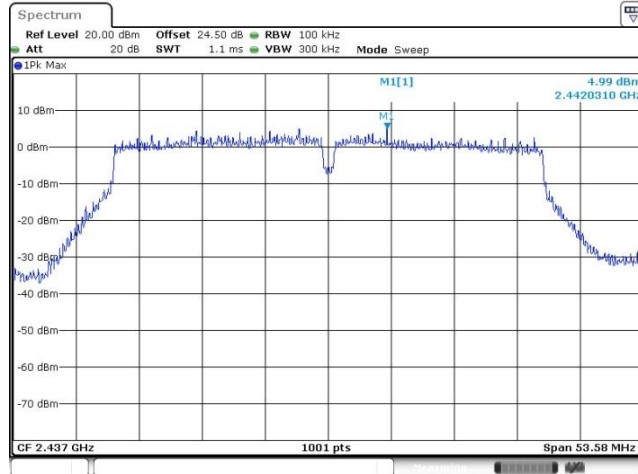
Test Mode :	802.11ac VHT40	Test Channel :	03
-------------	----------------	----------------	----





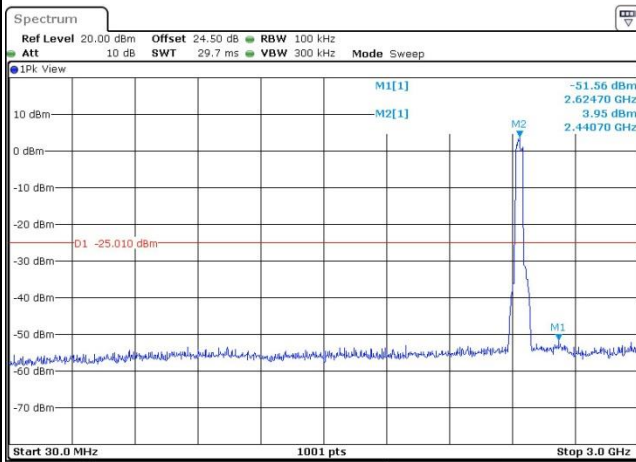
Test Mode :	802.11ac VHT40	Test Channel :	06
-------------	----------------	----------------	----

100kHz PSD reference Level



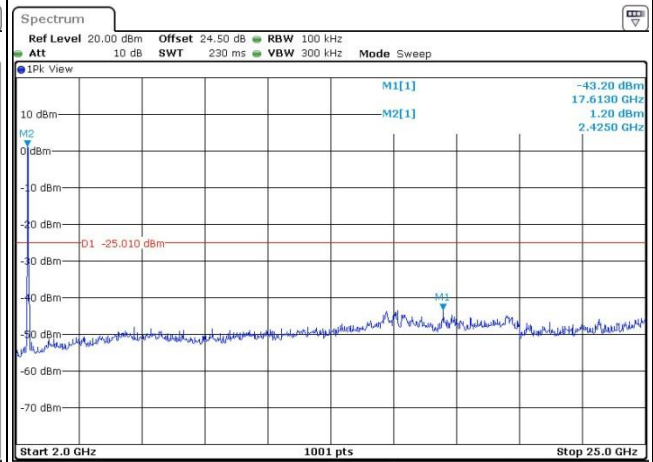
Date: 7.SEP.2018 18:18:22

Spurious Emission 30MHz~3GHz



Date: 7.SEP.2018 18:18:32

Spurious Emission 2GHz~25GHz

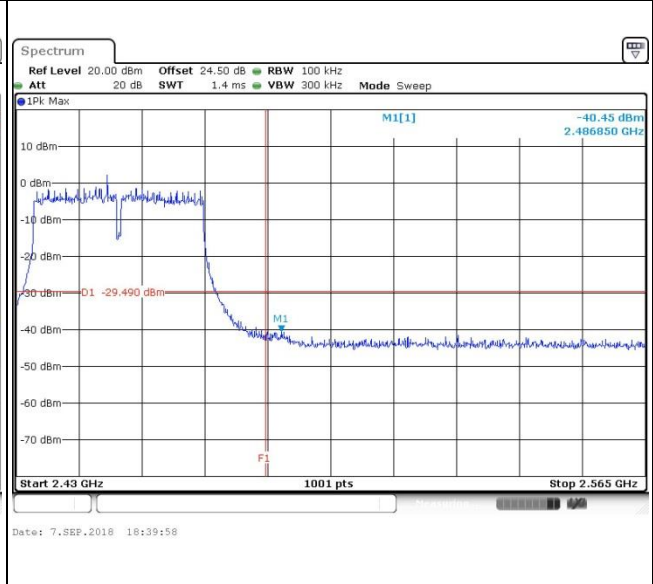
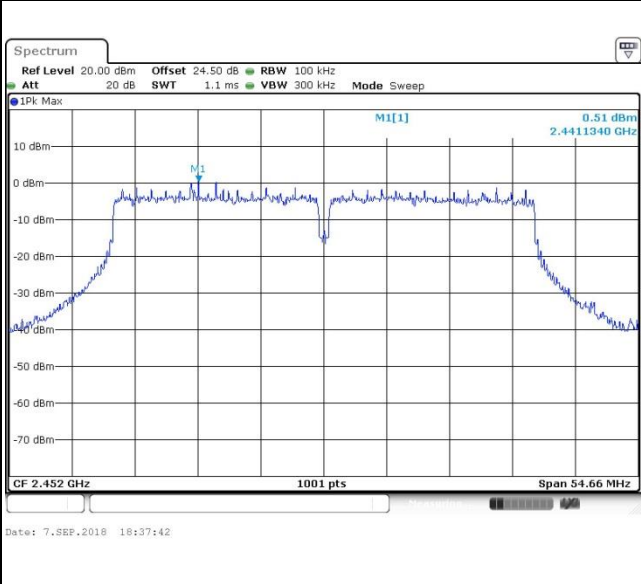


Date: 7.SEP.2018 18:18:40



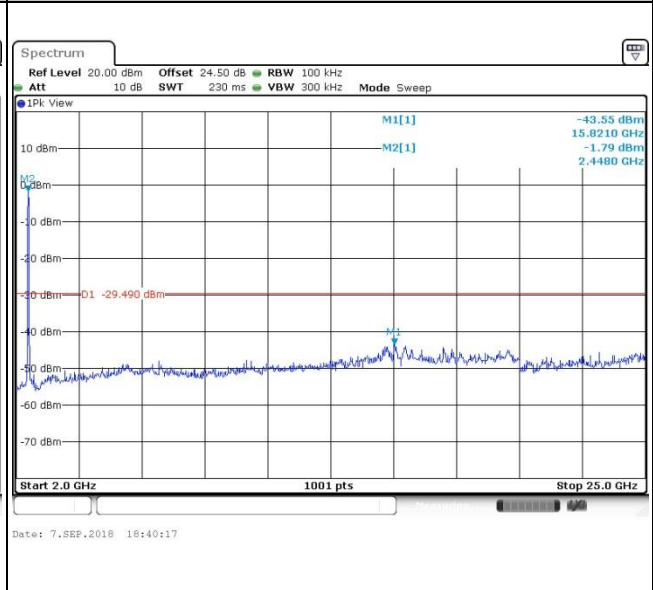
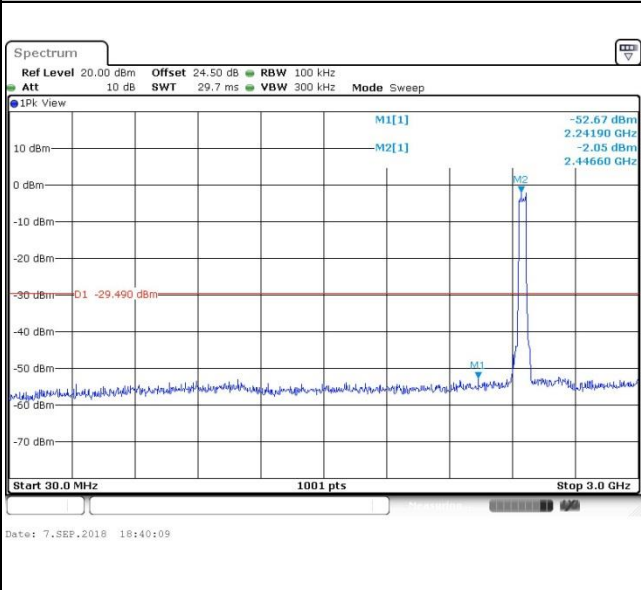
Test Mode : 802.11ac VHT40 Test Channel : 09

100kHz PSD reference Level Channel Plot



Spurious Emission 30MHz~3GHz

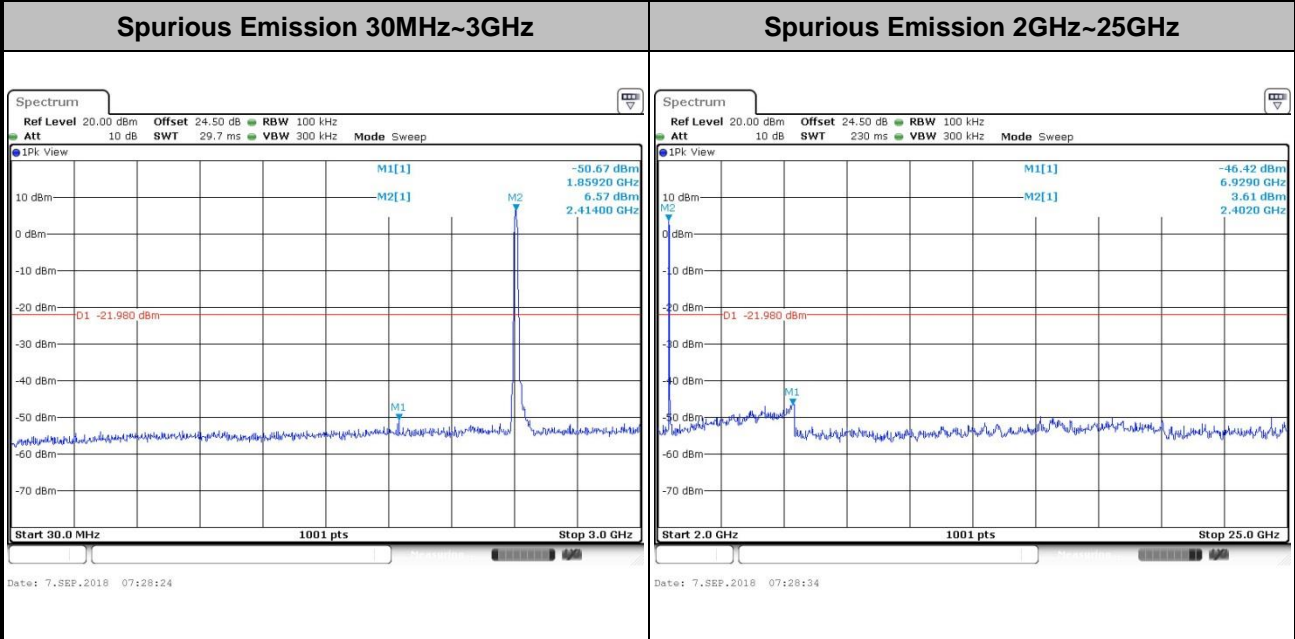
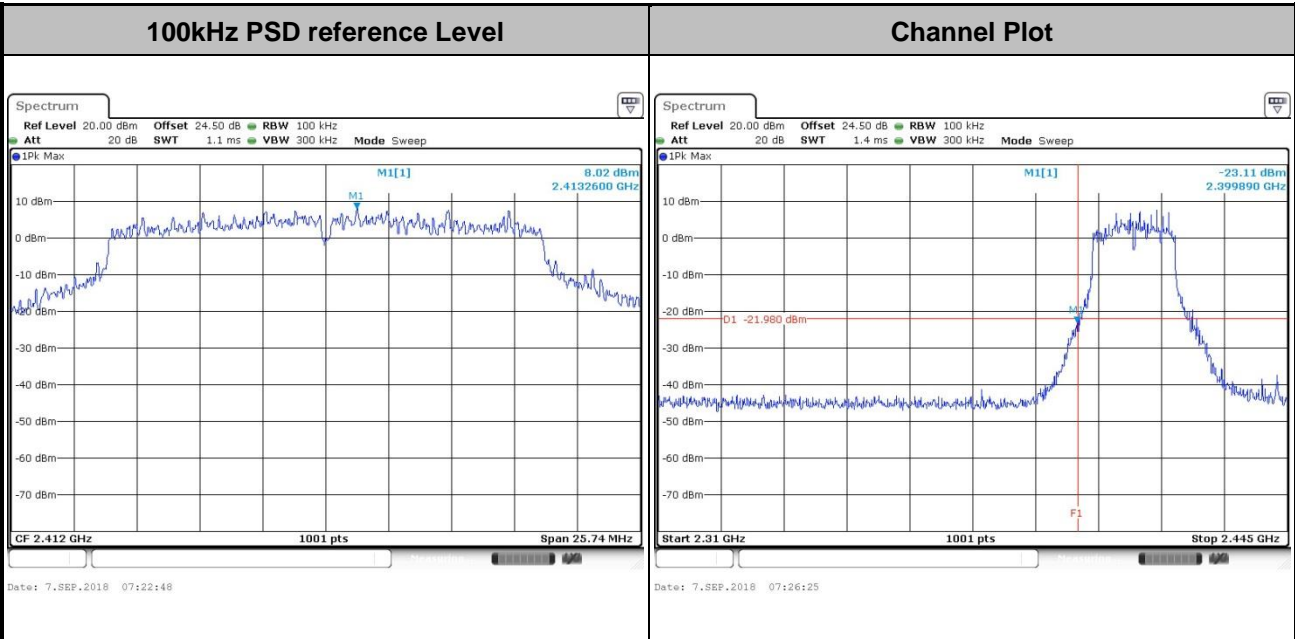
Spurious Emission 2GHz~25GHz





Number of TX = 2, Ant. 2 (Measured)

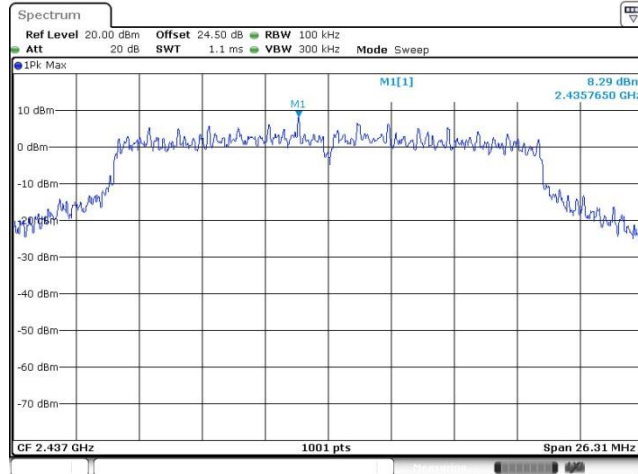
Test Mode :	802.11ac VHT20	Test Channel :	01
-------------	----------------	----------------	----





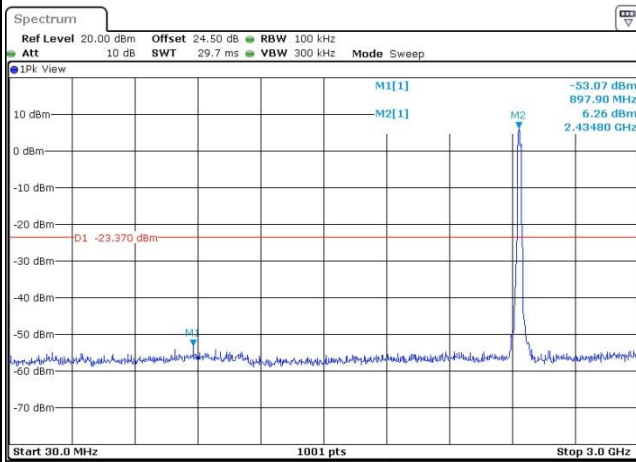
Test Mode :	802.11ac VHT20	Test Channel :	06
-------------	----------------	----------------	----

100kHz PSD reference Level



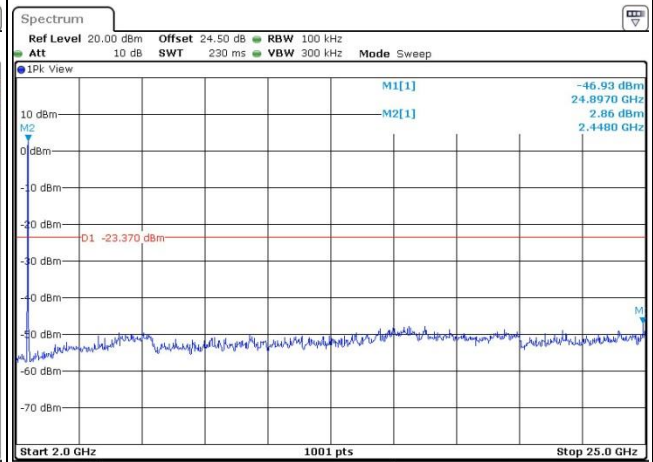
Date: 8.SEP.2018 05:08:24

Spurious Emission 30MHz~3GHz



Date: 8.SEP.2018 05:08:44

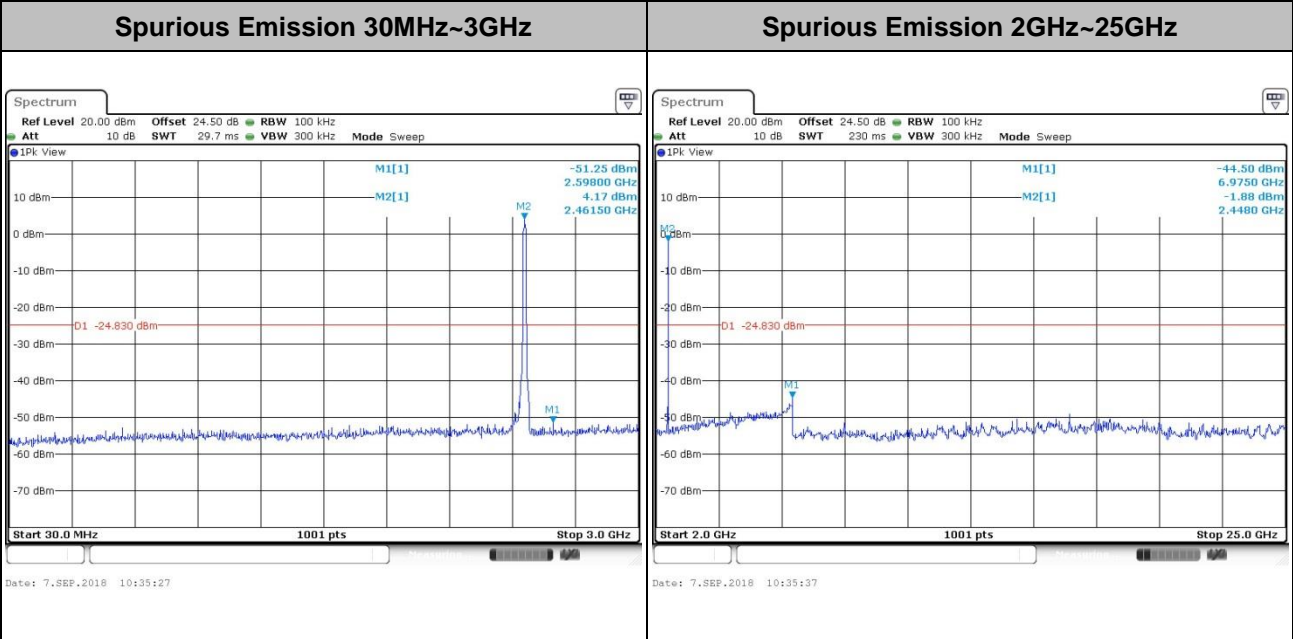
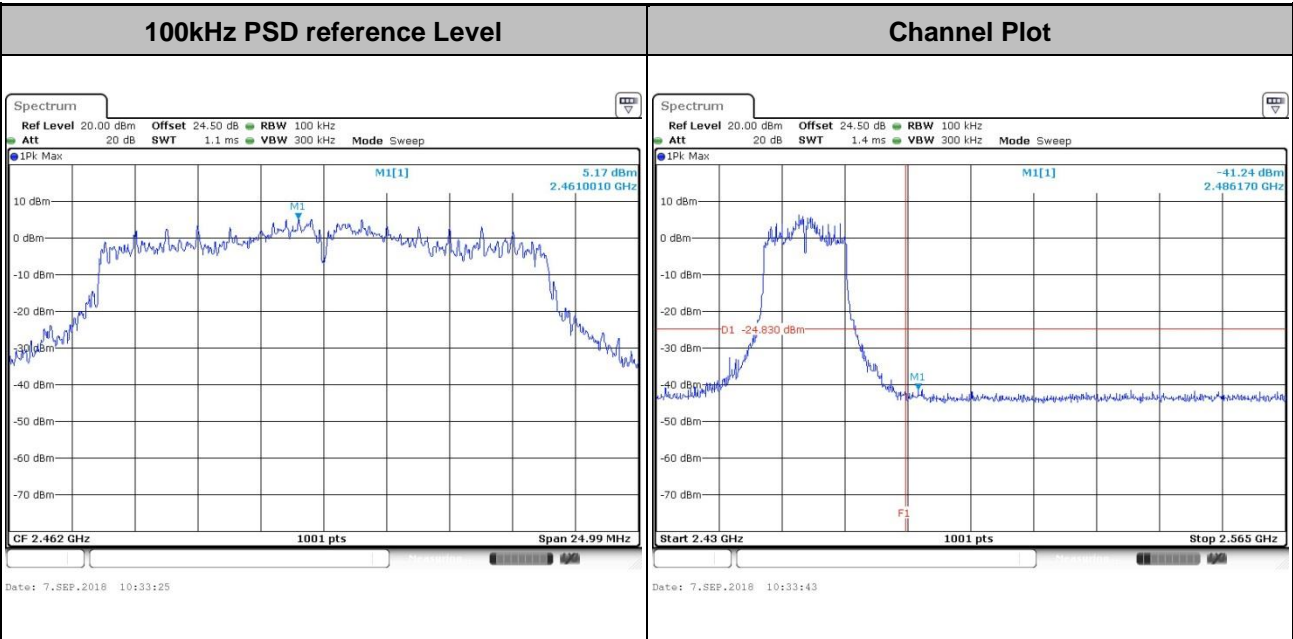
Spurious Emission 2GHz~25GHz



Date: 8.SEP.2018 05:08:52



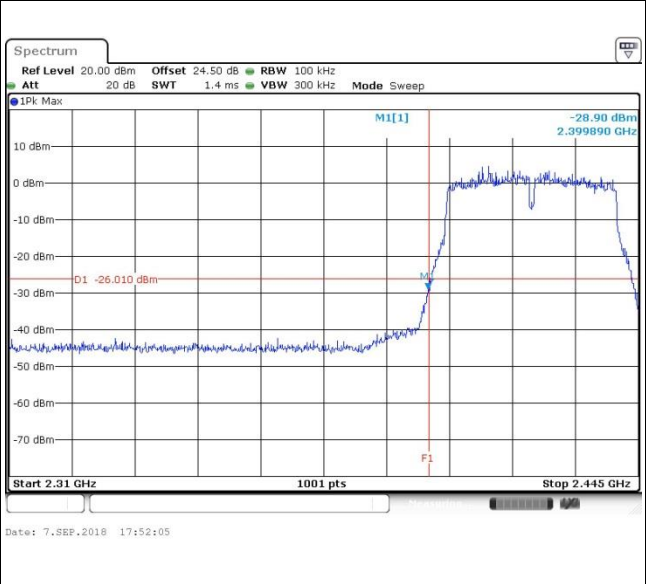
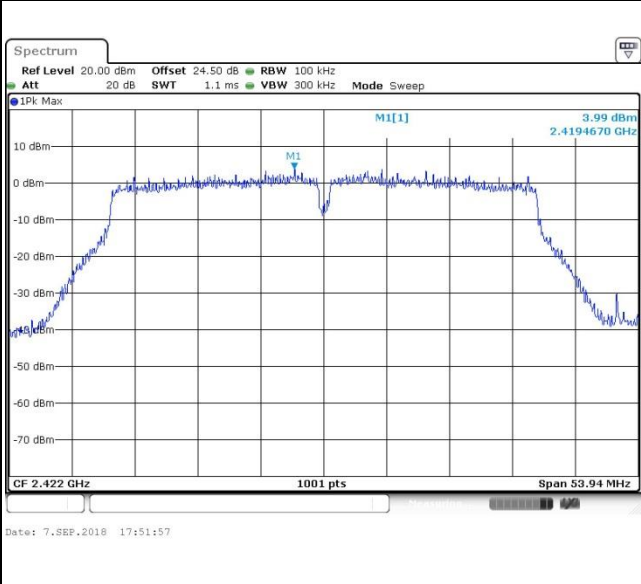
Test Mode :	802.11ac VHT20	Test Channel :	11
-------------	----------------	----------------	----



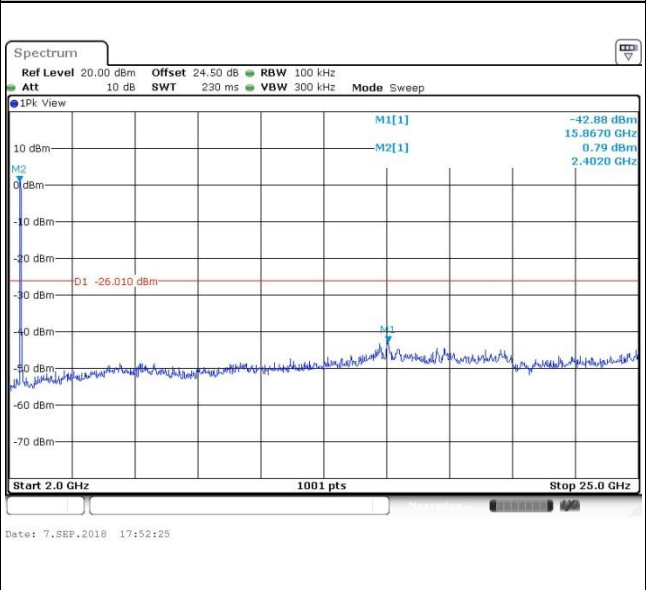
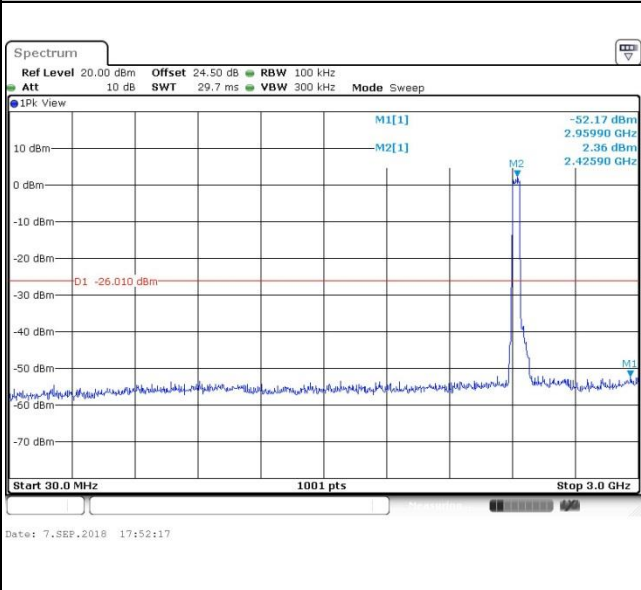


Test Mode :	802.11ac VHT40	Test Channel :	03
-------------	----------------	----------------	----

100kHz PSD reference Level	Channel Plot
-----------------------------------	---------------------



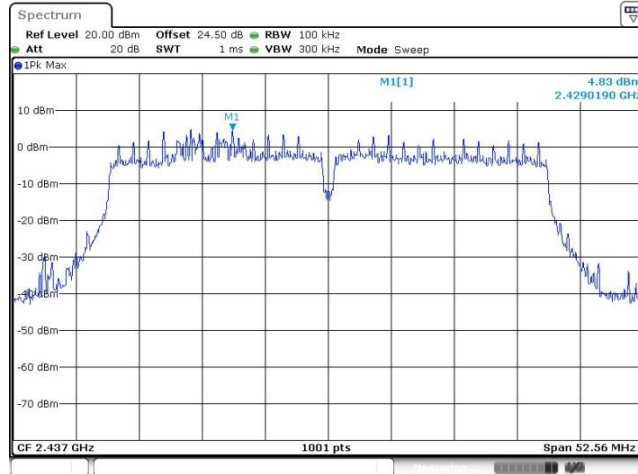
Spurious Emission 30MHz~3GHz	Spurious Emission 2GHz~25GHz
-------------------------------------	-------------------------------------





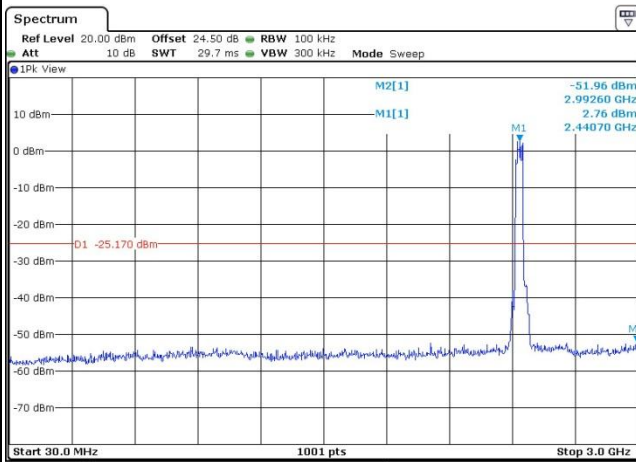
Test Mode :	802.11ac VHT40	Test Channel :	06
-------------	----------------	----------------	----

100kHz PSD reference Level



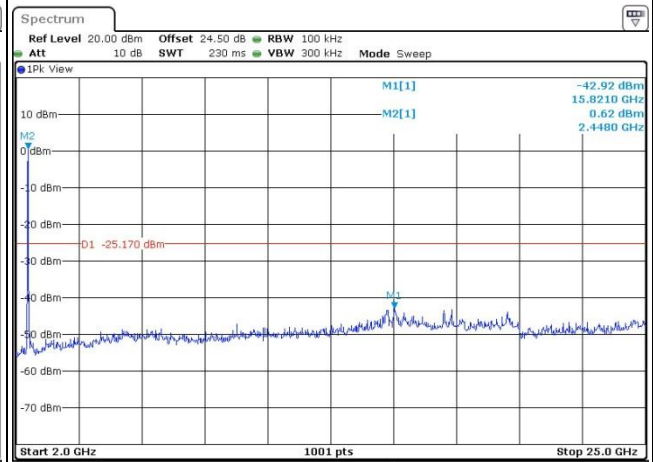
Date: 7.SEP.2018 18:14:45

Spurious Emission 30MHz~3GHz



Date: 7.SEP.2018 18:16:10

Spurious Emission 2GHz~25GHz

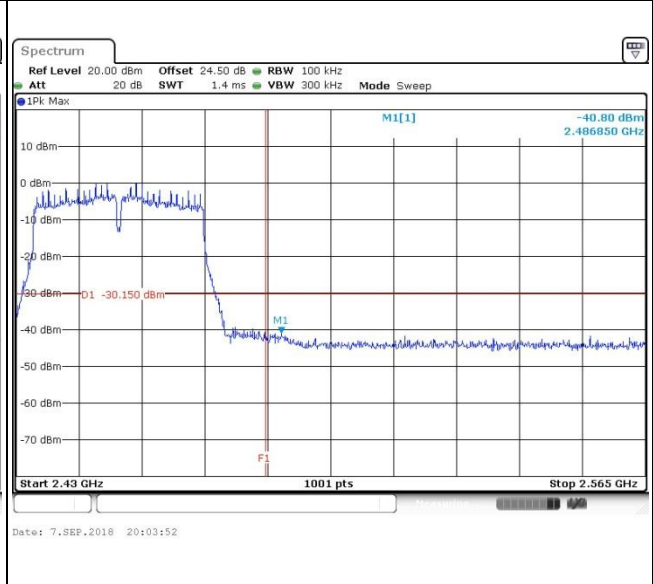
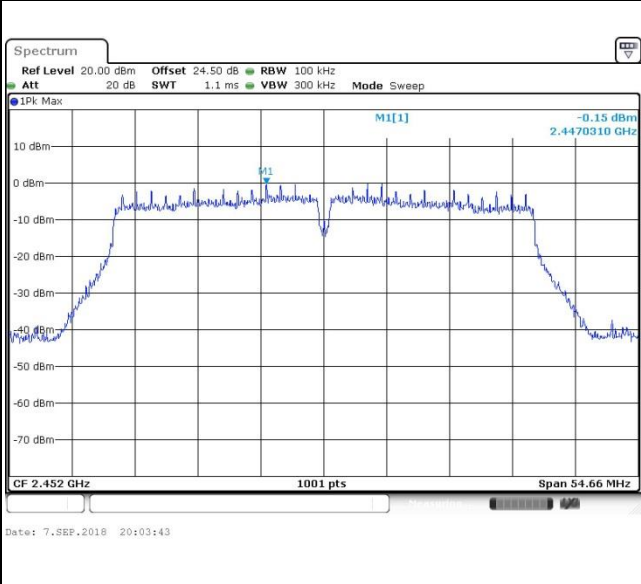


Date: 7.SEP.2018 18:15:40



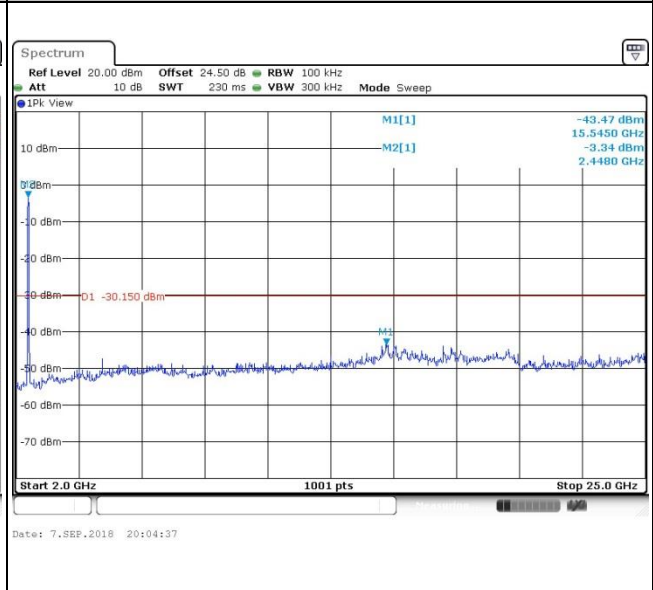
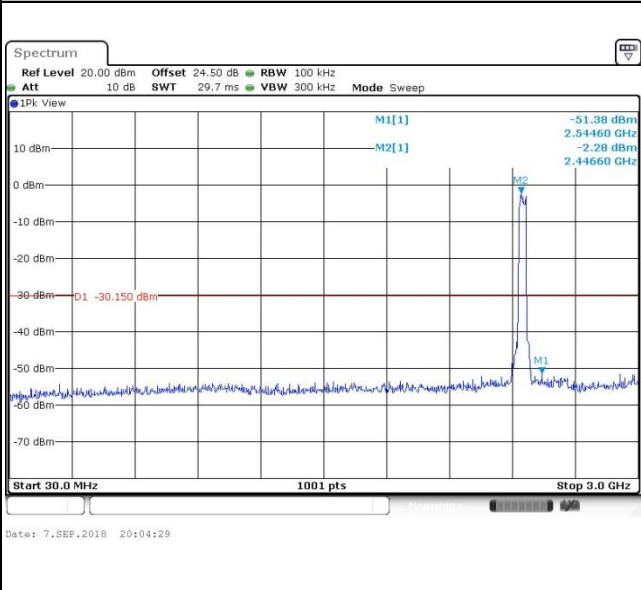
Test Mode : 802.11ac VHT40 Test Channel : 09

100kHz PSD reference Level Channel Plot



Spurious Emission 30MHz~3GHz

Spurious Emission 2GHz~25GHz





3.5 Radiated Band Edges and Spurious Emission Measurement

3.5.1 Limit of Radiated band edge and Spurious Emission Measurement

In any 100 kHz bandwidth outside the intentional radiator frequency band, all harmonics/spurious must be at least 20 dB below the highest emission level within the authorized band. If the output power of this device was measured by spectrum analyzer, the attenuation under this paragraph shall be 30 dB instead of 20 dB. In addition, radiated emissions which fall in the restricted bands must also comply with the limits as below.

Frequency (MHz)	Field Strength (microvolts/meter)	Measurement Distance (meters)
0.009 – 0.490	2400/F(kHz)	300
0.490 – 1.705	24000/F(kHz)	30
1.705 – 30.0	30	30
30 – 88	100	3
88 – 216	150	3
216 - 960	200	3
Above 960	500	3

3.5.2 Measuring Instruments

See list of measuring equipment of this test report.

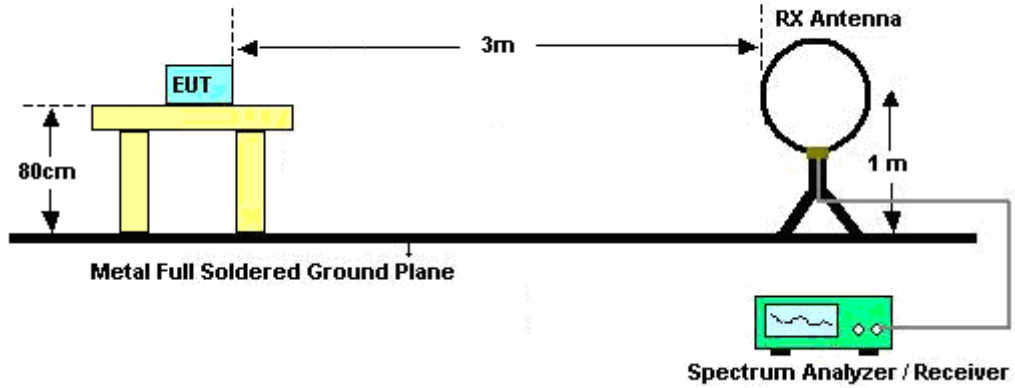


3.5.3 Test Procedures

1. The testing follows FCC KDB Publication No. 558074 D01 DTS Meas. Guidance v05.
2. The EUT was arranged to its worst case and then tune the antenna tower (from 1 m to 4 m) and turntable (from 0 degree to 360 degrees) to find the maximum reading. A pre-amp and a high pass filter are used for the test in order to get better signal level.
3. The EUT was placed on a turntable with 0.8 meter for frequency below 1GHz and 1.5 meter for frequency above 1GHz respectively above ground.
4. The EUT was set 3 meters from the interference receiving antenna, which was mounted on the top of a variable height antenna tower.
5. Corrected Reading: Antenna Factor + Cable Loss + Read Level - Preamp Factor = Level
6. For testing below 1GHz, if the emission level of the EUT in peak mode was 3 dB lower than the limit specified, then peak values of EUT will be reported, otherwise, the emissions will be repeated one by one using the CISPR quasi-peak method and reported.
7. For testing above 1GHz, the emission level of the EUT in peak mode was 20dB lower than average limit (that means the emission level in average mode also complies with the limit in average mode), then peak values of EUT will be reported, otherwise, the emissions will be measured in average mode again and reported.
8. Use the following spectrum analyzer settings:
 - (1) Span shall wide enough to fully capture the emission being measured;
 - (2) Set RBW=100 kHz for $f < 1$ GHz; $VBW \geq RBW$; Sweep = auto; Detector function = peak; Trace = max hold;
 - (3) Set RBW = 1 MHz, VBW= 3MHz for $f \geq 1$ GHz for peak measurement.
For average measurement:
 - $VBW = 10$ Hz, when duty cycle is no less than 98 percent.
 - $VBW \geq 1/T$, when duty cycle is less than 98 percent where T is the minimum transmission duration over which the transmitter is on and is transmitting at its maximum power control level for the tested mode of operation.

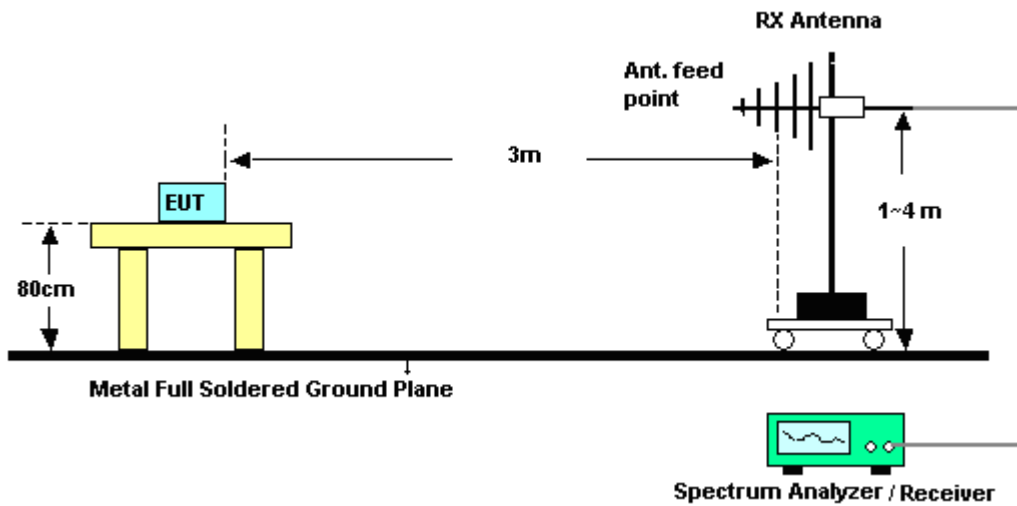
3.5.4 Test Setup

For radiated emissions below 30MHz

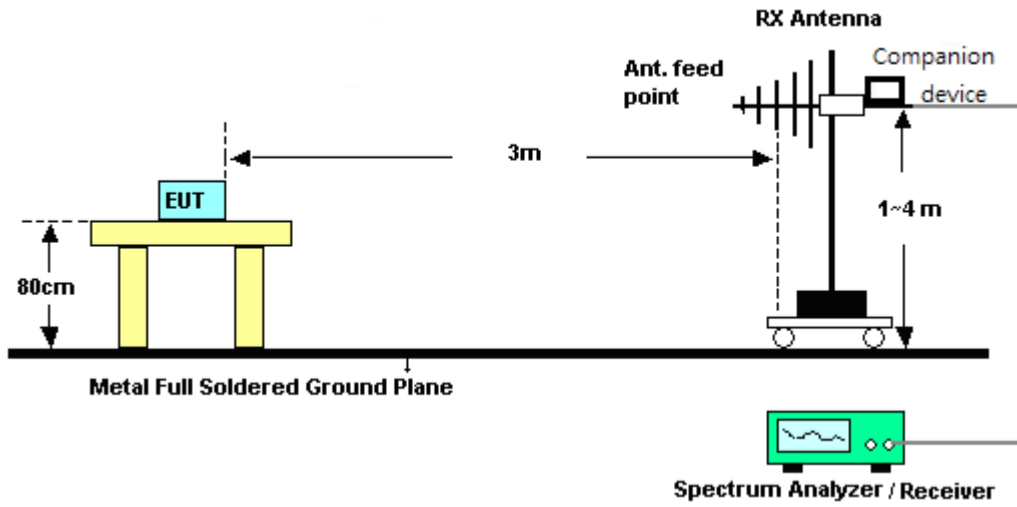


For radiated emissions from 30MHz to 1GHz

<CDD Modes>

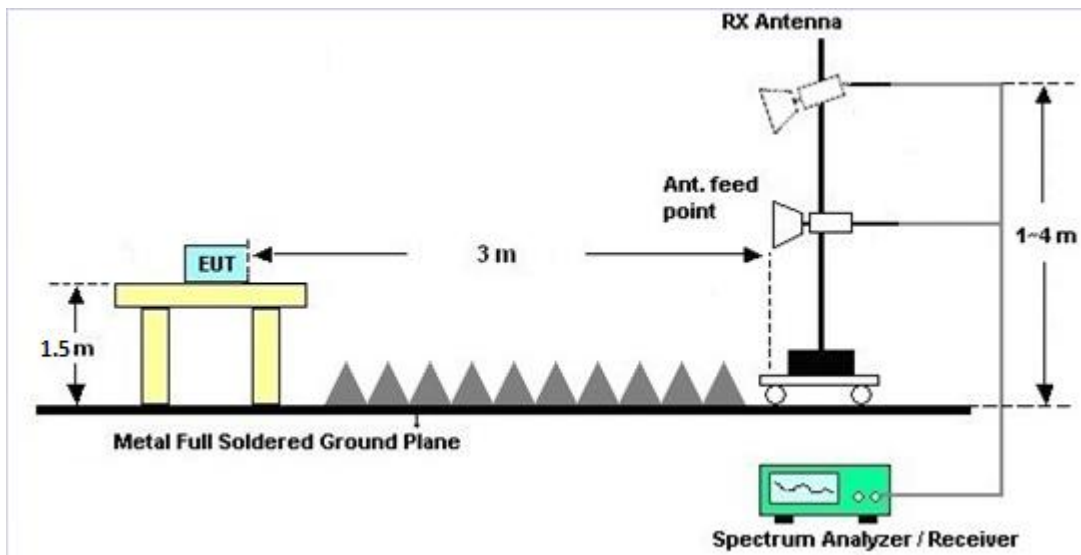


<TXBF Modes>

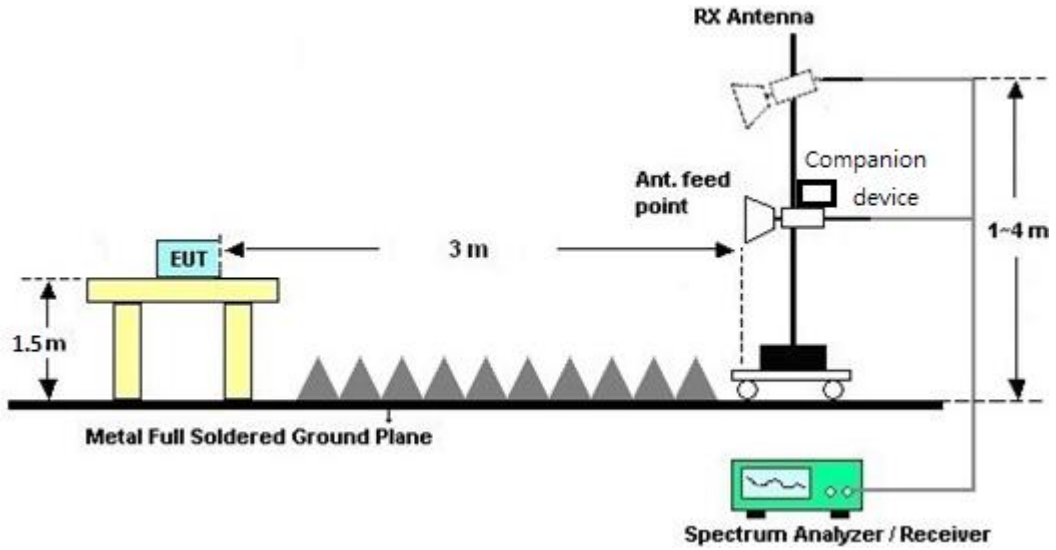


For radiated emissions above 1GHz

<CDD Modes>



<TXBF Modes>



3.5.5 Test Results of Radiated Spurious Emissions (9kHz ~ 30MHz)

The low frequency, which started from 9 kHz to 30MHz, was pre-scanned and the result which was 20dB lower than the limit line was not reported.

There is a comparison data of both open-field test site and alternative test site - semi-Anechoic chamber according to 414788 D01 Radiated Test Site v01r01, and the result came out very similar.

3.5.6 Test Result of Radiated Spurious at Band Edges

Please refer to Appendix B and C.

3.5.7 Duty Cycle

Please refer to Appendix D.

3.5.8 Test Result of Radiated Spurious Emission (30MHz ~ 10th Harmonic)

Please refer to Appendix B and C.

3.6 AC Conducted Emission Measurement

3.6.1 Limit of AC Conducted Emission

For equipment that is designed to be connected to the public utility (AC) power line, the radio frequency voltage that is conducted back onto the AC power line on any frequency or frequencies within the band 150 kHz to 30 MHz shall not exceed the limits in the following table.

Frequency of Emission (MHz)	Conducted Limit (dB μ V)	
	Quasi-Peak	Average
0.15-0.5	66 to 56*	56 to 46*
0.5-5	56	46
5-30	60	50

*Decreases with the logarithm of the frequency.

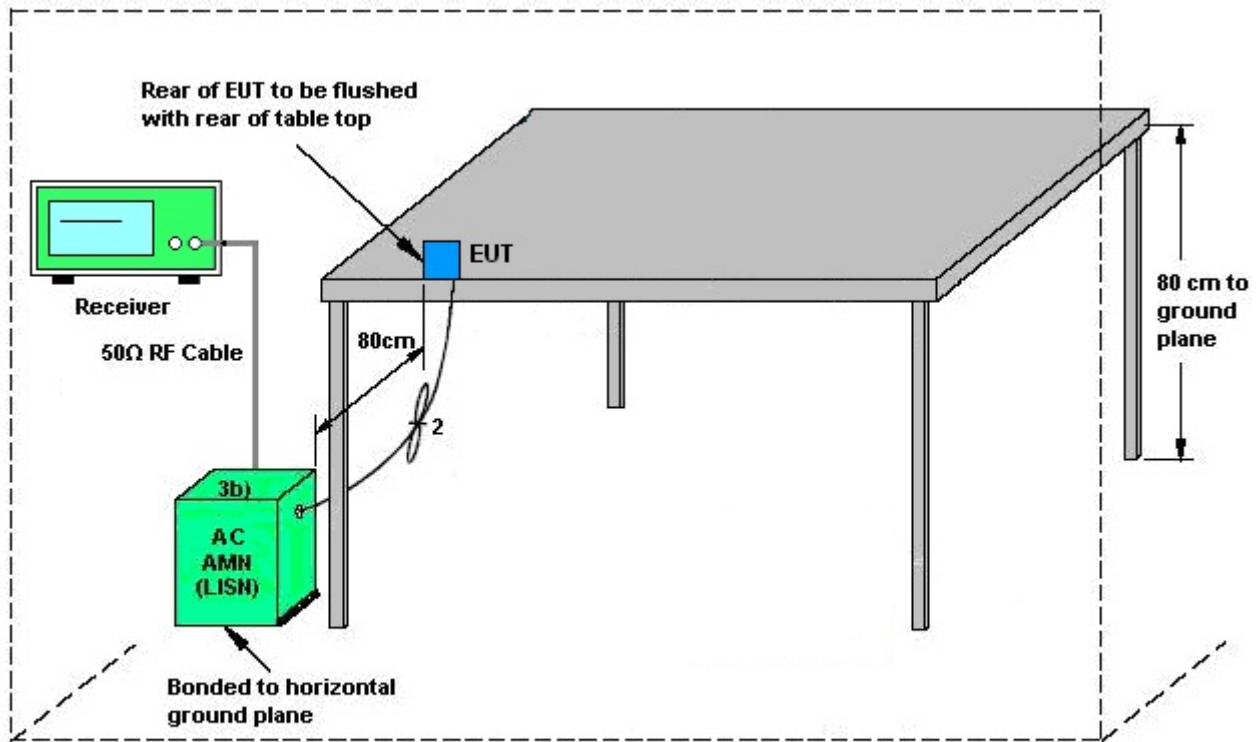
3.6.2 Measuring Instruments

See list of measuring equipment of this test report.

3.6.3 Test Procedures

1. The EUT was placed 0.4 meter from the conducting wall of the shielding room, and it was kept at least 80 centimeters from any other grounded conducting surface.
2. Connect EUT to the power mains through a line impedance stabilization network (LISN).
3. All the support units are connecting to the other LISN.
4. The LISN provides 50 ohm coupling impedance for the measuring instrument.
5. The FCC states that a 50 ohm, 50 microhenry LISN should be used.
6. Both sides of AC line were checked for maximum conducted interference.
7. The frequency range from 150 kHz to 30 MHz was searched.
8. Set the test-receiver system to Peak Detect Function and specified bandwidth (IF bandwidth = 9kHz) with Maximum Hold Mode.

3.6.4 Test Setup



AMN = Artificial mains network (LISN)
 AE = Associated equipment
 EUT = Equipment under test
 ISN = Impedance stabilization network

3.6.5 Test Result of AC Conducted Emission

Please refer to Appendix A.



3.7 Antenna Requirements

3.7.1 Standard Applicable

If directional gain of transmitting Antennas is greater than 6dBi, the power shall be reduced by the same level in dB comparing to gain minus 6dBi. The use of a permanently attached Antenna or of an Antenna that uses a unique coupling to the intentional radiator shall be considered sufficient to comply with the rule.

3.7.2 Antenna Anti-Replacement Construction

An embedded-in antenna design is used.

3.7.3 Antenna Gain

<CDD Modes >

FCC KDB 662911 D01 Multiple Transmitter Output v02r01

For CDD transmissions, directional gain is calculated as

Directional gain = G_{ANT} + Array Gain, where Array Gain is as follows.

For power spectral density (PSD) measurements on all devices,

Array Gain = $10 \log(N_{ANT}/N_{SS}=1)$ dB.

For power measurements on IEEE 802.11 devices,

Array Gain = 0 dB (i.e., no array gain) for $N_{ANT} \leq 4$.

Directional gain may be calculated by using the formulas applicable to equal gain antennas with G_{ANT} set equal to the gain of the antenna having the highest gain;

The EUT supports CDD mode.

For power, the directional gain G_{ANT} is set equal to the antenna having the highest gain, i.e., F)2)f)i).

For PSD, the directional gain calculation is following F)2)f)ii) of KDB 662911 D01 v02r01.

The power and PSD limit should be modified if the directional gain of EUT is over 6 dBi,

The directional gain "DG" is calculated as following table.

	Ant. 1 (dBi)	Ant. 2 (dBi)	DG for Power (dBi)	DG for PSD (dBi)	Power Limit Reduction (dB)	PSD Limit Reduction (dB)
2.4 GHz	2.02	2.23	2.23	5.14	0.00	0.00

$Power\ Limit\ Reduction = DG(Power) - 6dBi, (min = 0)$

$PSD\ Limit\ Reduction = DG(PSD) - 6dBi, (min = 0)$

TXBF modes

FCC KDB 662911 D01 Multiple Transmitter Output v02r01

For CDD transmissions, directional gain is calculated as

$$DirectionalGain = 10 \cdot \log \left[\frac{\sum_{j=1}^{N_{SS}} \left\{ \sum_{k=1}^{N_{ANT}} g_{j,k} \right\}^2}{N_{ANT}} \right]$$

where

Each antenna is driven by no more than one spatial stream;

N_{SS} = the number of independent spatial streams of data;

N_{ANT} = the total number of antennas

$g_{j,k} = 10^{G_k / 20}$ if the k th antenna is being fed by spatial stream j , or zero if it is not;
 G_k is the gain in dBi of the k th antenna.

The EUT supports beamforming for 802.11ac modes.

The directional gain calculation is following F)2)e)ii) of KDB 662911 D01 v02r01.

The power and PSD limit should be modified if the directional gain of EUT is over 6 dBi,

The directional gain “DG” is calculated as following table.

			DG	DG	Power	PSD
			for	for	Limit	Limit
	Ant. 1	Ant. 2	Power	PSD	Reduction	Reduction
	(dBi)	(dBi)	(dBi)	(dBi)	(dB)	(dB)
2.4 GHz	2.02	2.23	5.14	5.14	0.00	0.00

Power Limit Reduction = DG(Power) – 6dBi, (min = 0)

PSD Limit Reduction = DG(PSD) – 6dBi, (min = 0)



4 List of Measuring Equipment

Instrument	Manufacturer	Model No.	Serial No.	Characteristics	Calibration Date	Test Date	Due Date	Remark
Power Meter	Anritsu	ML2495A	0932001	N/A	Sep. 26, 2017	Jun. 06, 2018~ Sep. 08, 2018	Sep. 25, 2018	Conducted (TH05-HY)
Power Sensor	Anritsu	MA2411B	0846202	300MHz~40GHz	Sep. 26, 2017	Jun. 06, 2018~ Sep. 08, 2018	Sep. 25, 2018	Conducted (TH05-HY)
Spectrum Analyzer	Rohde & Schwarz	FSP30	101067	9kHz ~ 30GHz	Nov. 13, 2017	Jun. 06, 2018~ Sep. 08, 2018	Nov. 12, 2018	Conducted (TH05-HY)
Switch Box & RF Cable	Burgeon	ETF-058	EC1300484	N/A	Mar. 01, 2018	Jun. 06, 2018~ Sep. 08, 2018	Feb. 28, 2019	Conducted (TH05-HY)
AC Power Source	ChainTek	APC-1000W	N/A	N/A	N/A	Aug. 04, 2018	N/A	Conduction (CO05-HY)
EMI Test Receiver	Rohde & Schwarz	ESR3	102388	9KHz~3.6GHz	Dec. 08, 2017	Aug. 04, 2018	Dec. 07, 2018	Conduction (CO05-HY)
LISN	Rohde & Schwarz	ENV216	100080	9kHz~30MHz	Nov. 30, 2017	Aug. 04, 2018	Nov. 29, 2018	Conduction (CO05-HY)
Software	Rohde & Schwarz	EMC32 V10.30	N/A	N/A	N/A	Aug. 04, 2018	N/A	Conduction (CO05-HY)
LF Cable	HUBER + SUHNER	RG-214/U	LF01	N/A	Jan. 03, 2018	Aug. 04, 2018	Jan. 02, 2019	Conduction (CO05-HY)
Pulse Limiter	Rohde & Schwarz	ESH3-Z2	100851	N/A	Jan. 03, 2018	Aug. 04, 2018	Jan. 02, 2019	Conduction (CO05-HY)
Amplifier	MITEQ	TTA1840-35-HG	1871923	18GHz~40GHz, VSWR : 2.5:1 max	Jul. 16, 2018	Aug. 19, 2018~ Aug. 31, 2018	Jul. 15, 2019	Radiation (03CH11-HY)
Amplifier	SONOMA	310N	187312	9kHz~1GHz	Jan. 16, 2018	Aug. 19, 2018~ Aug. 31, 2018	Jan. 15, 2019	Radiation (03CH11-HY)
Bilog Antenna	TESEQ	CBL 6111D&N-6-06	35414&AT-N0602	30MHz~1GHz	Oct. 14, 2017	Aug. 19, 2018~ Aug. 31, 2018	Oct. 13, 2018	Radiation (03CH11-HY)
Horn Antenna	SCHWARZBECK	BBHA 9120 D	9120D-1326	1GHz ~ 18GHz	Oct. 16, 2017	Aug. 19, 2018~ Aug. 31, 2018	Oct. 15, 2018	Radiation (03CH11-HY)
Loop Antenna	Rohde & Schwarz	HFH2-Z2	100488	9 kHz~30 MHz	Nov. 23, 2017	Aug. 19, 2018~ Aug. 31, 2018	Nov. 22, 2018	Radiation (03CH11-HY)
Preamplifier	Keysight	83017A	MY53270080	1GHz~26.5GHz	Jan. 16, 2018	Aug. 19, 2018~ Aug. 31, 2018	Jan. 15, 2020	Radiation (03CH11-HY)
Spectrum Analyzer	Keysight	N9010A	MY54200486	10Hz ~ 44GHz	Oct. 19, 2017	Aug. 19, 2018~ Aug. 31, 2018	Oct. 18, 2018	Radiation (03CH11-HY)
Antenna Mast	EMEC	AM-BS-4500-B	N/A	1~4m	N/A	Aug. 19, 2018~ Aug. 31, 2018	N/A	Radiation (03CH11-HY)
Turn Table	EMEC	TT 2000	N/A	0~360 Degree	N/A	Aug. 19, 2018~ Aug. 31, 2018	N/A	Radiation (03CH11-HY)
Preamplifier	Jet-Power	JPA0118-55-303K	1710001800054001	1GHz~18GHz	Apr. 16, 2018	Aug. 19, 2018~ Aug. 31, 2018	Apr. 15, 2019	Radiation (03CH11-HY)
SHF-EHF Horn Antenna	SCHWARZBECK	BBHA 9170	BBHA9170584	18GHz- 40GHz	Nov. 27, 2017	Aug. 19, 2018~ Aug. 31, 2018	Nov. 26, 2018	Radiation (03CH11-HY)
Software	Audix	E3 6.2009-8-24	RK-001042	N/A	N/A	Aug. 19, 2018~ Aug. 31, 2018	N/A	Radiation (03CH11-HY)
RF Cable	HUBER + SUHNER	SUCOFLEX 104	MY9837/4PE	9kHz-30MHz	Mar. 14, 2018	Aug. 19, 2018~ Aug. 31, 2018	Mar. 13, 2019	Radiation (03CH11-HY)
RF Cable	HUBER + SUHNER	SUCOFLEX 102	MY2859/2	30MHz-40GHz	Mar. 14, 2018	Aug. 19, 2018~ Aug. 31, 2018	Mar. 13, 2019	Radiation (03CH11-HY)
RF Cable	HUBER + SUHNER	SUCOFLEX 104	MY9837/4PE	30M-18G	Mar. 14, 2018	Aug. 19, 2018~ Aug. 31, 2018	Mar. 13, 2019	Radiation (03CH11-HY)
RF Cable	HUBER + SUHNER	SUCOFLEX 102	MY4274/2	30MHz-40GHz	Mar. 14, 2018	Aug. 19, 2018~ Aug. 31, 2018	Mar. 13, 2019	Radiation (03CH11-HY)
Filter	Wainwright	WLK4-1000-1530-8000-40SS	SN11	1G Low Pass	Sep. 18, 2017	Aug. 19, 2018~ Aug. 31, 2018	Sep. 17, 2018	Radiation (03CH11-HY)
Filter	Wainwright	WHKX12-2700-3000-18000-60SS	SN3	2.7G High Pass	Sep. 18, 2017	Aug. 19, 2018~ Aug. 31, 2018	Sep. 17, 2018	Radiation (03CH11-HY)



5 Uncertainty of Evaluation

Uncertainty of Conducted Emission Measurement (150kHz ~ 30MHz)

Measuring Uncertainty for a Level of Confidence of 95% ($U = 2Uc(y)$)	2.70
---	------

Uncertainty of Radiated Emission Measurement (30 MHz ~ 1000 MHz)

Measuring Uncertainty for a Level of Confidence of 95% ($U = 2Uc(y)$)	5.20
---	------

Uncertainty of Radiated Emission Measurement (1000 MHz ~ 18000 MHz)

Measuring Uncertainty for a Level of Confidence of 95% ($U = 2Uc(y)$)	5.50
---	------

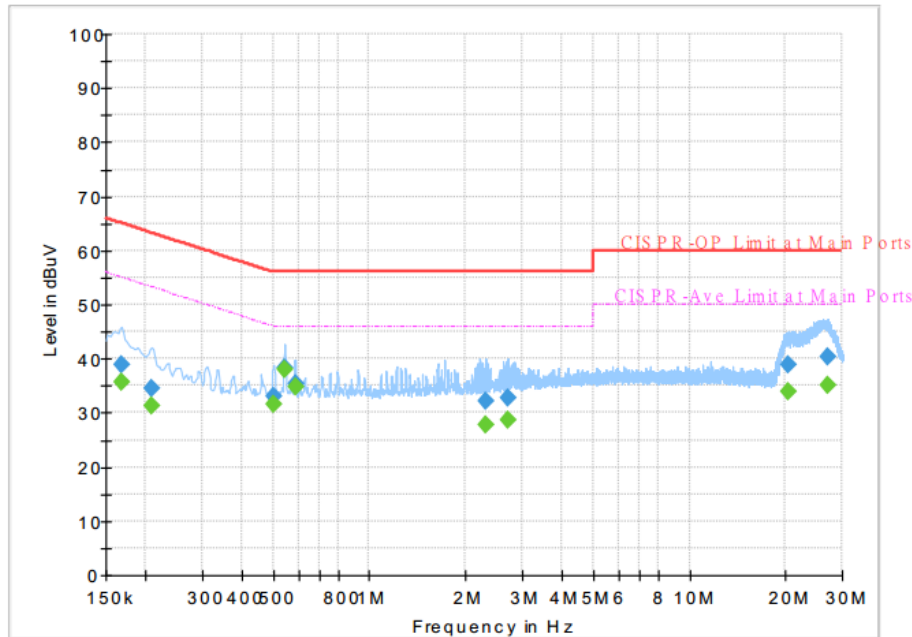
Uncertainty of Radiated Emission Measurement (18000 MHz ~ 40000 MHz)

Measuring Uncertainty for a Level of Confidence of 95% ($U = 2Uc(y)$)	5.20
---	------



Appendix A. AC Conducted Emission Test Results

Test Engineer :	Arthur Hsieh	Temperature :	25~27°C
		Relative Humidity :	50~52%
Test Voltage :	120Vac / 60Hz	Phase :	Line
Remark :	All emissions not reported here are more than 10 dB below the prescribed limit.		

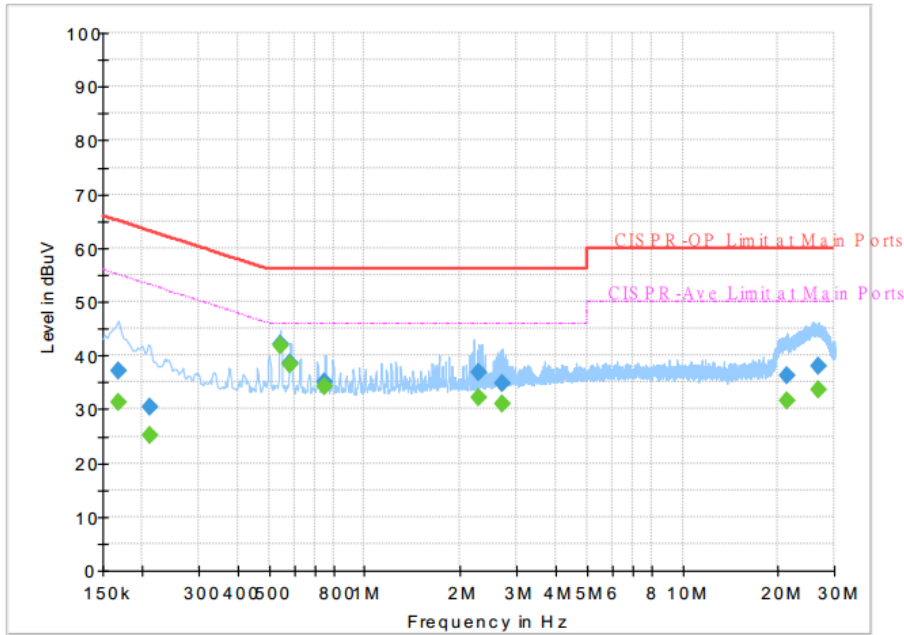


Final Result

Frequency (MHz)	QuasiPeak (dBuV)	CAverage (dBuV)	Limit (dBuV)	Margin (dB)	Line	Filter	Corr. (dB)
0.168000	---	35.77	55.06	19.29	L1	OFF	19.5
0.168000	38.96	---	65.06	26.10	L1	OFF	19.5
0.208500	---	31.40	53.27	21.87	L1	OFF	19.5
0.208500	34.59	---	63.27	28.68	L1	OFF	19.5
0.503250	---	31.47	46.00	14.53	L1	OFF	19.5
0.503250	32.91	---	56.00	23.09	L1	OFF	19.5
0.543750	---	37.87	46.00	8.13	L1	OFF	19.5
0.543750	38.30	---	56.00	17.70	L1	OFF	19.5
0.586500	---	34.85	46.00	11.15	L1	OFF	19.5
0.586500	35.36	---	56.00	20.64	L1	OFF	19.5
2.305500	---	27.91	46.00	18.09	L1	OFF	19.5
2.305500	32.09	---	56.00	23.91	L1	OFF	19.5
2.715000	---	28.74	46.00	17.26	L1	OFF	19.6
2.715000	32.74	---	56.00	23.26	L1	OFF	19.6
20.334750	---	33.96	50.00	16.04	L1	OFF	20.3
20.334750	38.88	---	60.00	21.12	L1	OFF	20.3
27.084750	---	35.23	50.00	14.77	L1	OFF	20.4
27.084750	40.22	---	60.00	19.78	L1	OFF	20.4



Test Engineer :	Arthur Hsieh	Temperature :	25~27°C
		Relative Humidity :	50~52%
Test Voltage :	120Vac / 60Hz	Phase :	Neutral
Remark :	All emissions not reported here are more than 10 dB below the prescribed limit.		



Final Result

Frequency (MHz)	QuasiPeak (dBuV)	CAverage (dBuV)	Limit (dBuV)	Margin (dB)	Line	Filter	Corr. (dB)
0.168000	37.08	---	65.06	27.98	N	OFF	19.5
0.168000	---	31.30	55.06	23.76	N	OFF	19.5
0.210750	30.27	---	63.18	32.91	N	OFF	19.5
0.210750	---	25.16	53.18	28.02	N	OFF	19.5
0.543750	42.01	---	56.00	13.99	N	OFF	19.5
0.543750	---	41.80	46.00	4.20	N	OFF	19.5
0.584250	38.70	---	56.00	17.30	N	OFF	19.5
0.584250	---	38.17	46.00	7.83	N	OFF	19.5
0.750750	35.01	---	56.00	20.99	N	OFF	19.6
0.750750	---	34.12	46.00	11.88	N	OFF	19.6
2.296500	36.76	---	56.00	19.24	N	OFF	19.5
2.296500	---	32.19	46.00	13.81	N	OFF	19.5
2.715000	34.75	---	56.00	21.25	N	OFF	19.6
2.715000	---	31.14	46.00	14.86	N	OFF	19.6
21.358500	36.25	---	60.00	23.75	N	OFF	20.4
21.358500	---	31.44	50.00	18.56	N	OFF	20.4
26.769750	37.94	---	60.00	22.06	N	OFF	20.6
26.769750	---	33.49	50.00	16.51	N	OFF	20.6



Appendix B. Radiated Spurious Emission

Test Engineer :	Hao Hsu, Ken Wu, and Chuan Chu	Temperature :	21~26°C
		Relative Humidity :	51~56%

<CDD Mode>

<For Sample 1>

2.4GHz 2400~2483.5MHz

WIFI 802.11b (Band Edge @ 3m)

WIFI	Note	Frequency	Level	Over	Limit	Read	Antenna	Path	Preamp	Ant	Table	Peak	Pol.
Ant.				Limit	Line	Level	Factor	Loss	Factor	Pos	Pos	Avg.	
1		(MHz)	(dBμV/m)	(dB)	(dBμV/m)	(dBμV)	(dB/m)	(dB)	(dB)	(cm)	(deg)	(P/A)	(H/V)
802.11b CH 01 2412MHz		2389.485	52.94	-21.06	74	43.12	27.13	16.29	33.6	400	201	P	H
		2390	45.48	-8.52	54	35.65	27.13	16.29	33.59	400	201	A	H
	*	2412	112.87	-	-	102.98	27.18	16.3	33.59	400	201	P	H
	*	2412	109.66	-	-	99.77	27.18	16.3	33.59	400	201	A	H
													H
		2388.645	53.73	-20.27	74	43.91	27.13	16.29	33.6	198	170	P	V
		2388.96	46.47	-7.53	54	36.65	27.13	16.29	33.6	198	170	A	V
	*	2412	114.55	-	-	104.66	27.18	16.3	33.59	198	170	P	V
	*	2412	111.41	-	-	101.52	27.18	16.3	33.59	198	170	A	V
802.11b CH 06 2437MHz		2388.9	52.14	-21.86	74	42.32	27.13	16.29	33.6	392	202	P	H
		2388.9	42.86	-11.14	54	33.04	27.13	16.29	33.6	392	202	A	H
	*	2437	112.98	-	-	102.99	27.27	16.31	33.59	392	202	P	H
	*	2437	110.01	-	-	100.02	27.27	16.31	33.59	392	202	A	H
		2495.04	52.83	-21.17	74	42.68	27.4	16.32	33.57	392	202	P	H
		2483.92	43.61	-10.39	54	33.52	27.36	16.31	33.58	392	202	A	H
		2388.75	52.82	-21.18	74	43	27.13	16.29	33.6	224	175	P	V
		2389.35	43.15	-10.85	54	33.33	27.13	16.29	33.6	224	175	A	V
	*	2437	113.59	-	-	103.6	27.27	16.31	33.59	224	175	P	V
	*	2437	110.48	-	-	100.49	27.27	16.31	33.59	224	175	A	V
		2485.2	58.11	-15.89	74	48.01	27.36	16.32	33.58	224	175	P	V
		2485.76	44.21	-9.79	54	34.11	27.36	16.32	33.58	224	175	A	V



802.11b CH 11 2462MHz	*	2462	111.45	-	-	101.41	27.31	16.31	33.58	152	320	P	H
	*	2462	108.15	-	-	98.11	27.31	16.31	33.58	152	320	A	H
		2483.56	61.45	-12.55	74	51.36	27.36	16.31	33.58	152	320	P	H
		2486.16	44.13	-9.87	54	34.03	27.36	16.32	33.58	152	320	A	H
													H
													H
	*	2462	112.58	-	-	102.54	27.31	16.31	33.58	188	169	P	V
	*	2462	109.2	-	-	99.16	27.31	16.31	33.58	188	169	A	V
		2483.52	64.14	-9.86	74	54.05	27.36	16.31	33.58	188	169	P	V
		2486.44	45.58	-8.42	54	35.48	27.36	16.32	33.58	188	169	A	V
													V
													V
Remark	1. No other spurious found. 2. All results are PASS against Peak and Average limit line.												



WIFI Ant. 1	Note	Frequency (MHz)	Level (dBμV/m)	Over Limit (dB)	Limit Line (dBμV/m)	Read Level (dBμV)	Antenna Factor (dB/m)	Path Loss (dB)	Preamp Factor (dB)	Ant Pos (cm)	Table Pos (deg)	Peak Avg. (P/A)	Pol. (H/V)	
802.11b CH 02 2417MHz		2389.94	53.23	-20.77	74	43.4	27.13	16.29	33.59	347	199	P	H	
		2389.94	43.57	-10.43	54	33.74	27.13	16.29	33.59	347	199	A	H	
	*	2417	112.65	-	-	102.76	27.18	16.3	33.59	347	199	P	H	
	*	2417	109.49	-	-	99.6	27.18	16.3	33.59	347	199	A	H	
													H	
													H	
			2389.24	53.74	-20.26	74	43.92	27.13	16.29	33.6	297	151	P	V
			2389.94	44.73	-9.27	54	34.9	27.13	16.29	33.59	297	151	A	V
	*		2417	113.69	-	-	103.8	27.18	16.3	33.59	297	151	P	V
	*		2417	110.57	-	-	100.68	27.18	16.3	33.59	297	151	A	V
													V	
													V	
802.11b CH 10 2457MHz	*	2457	112.05	-	-	102.01	27.31	16.31	33.58	305	195	P	H	
	*	2457	108.86	-	-	98.82	27.31	16.31	33.58	305	195	A	H	
			2485.79	55.19	-18.81	74	45.09	27.36	16.32	33.58	305	195	P	H
			2483.76	45.33	-8.67	54	35.24	27.36	16.31	33.58	305	195	A	H
													H	
													H	
	*		2457	113.24	-	-	103.2	27.31	16.31	33.58	252	153	P	V
	*		2457	110.07	-	-	100.03	27.31	16.31	33.58	252	153	A	V
			2488.31	58.07	-15.93	74	47.93	27.4	16.32	33.58	252	153	P	V
			2483.69	45.79	-8.21	54	35.7	27.36	16.31	33.58	252	153	A	V
													V	
													V	
Remark	1. No other spurious found. 2. All results are PASS against Peak and Average limit line.													



**2.4GHz 2400~2483.5MHz
WIFI 802.11b (Harmonic @ 3m)**

WIFI Ant. 1	Note	Frequency (MHz)	Level (dBµV/m)	Over Limit (dB)	Limit Line (dBµV/m)	Read Level (dBµV)	Antenna Factor (dB/m)	Path Loss (dB)	Preamp Factor (dB)	Ant Pos (cm)	Table Pos (deg)	Peak Avg. (P/A)	Pol. (H/V)	
802.11b CH 01 2412MHz		4824	48.75	-25.25	74	66.01	31.29	10.02	58.57	100	0	P	H	
													H	
													H	
													H	
			4824	41.21	-32.79	74	58.47	31.29	10.02	58.57	100	0	P	V
														V
														V
802.11b CH 06 2437MHz		4874	44.2	-29.8	74	61.38	31.38	9.99	58.55	100	0	P	H	
		7311	42.56	-31.44	74	53.34	36.28	11.77	58.83	100	0	P	H	
													H	
													H	
			4874	49.83	-24.17	74	67.01	31.38	9.99	58.55	100	0	P	V
			7311	42.59	-31.41	74	53.37	36.28	11.77	58.83	100	0	P	V
														V
802.11b CH 11 2462MHz		4924	46.82	-27.18	74	63.88	31.48	9.99	58.53	100	0	P	H	
		7386	41.56	-32.44	74	52.13	36.47	11.68	58.72	100	0	P	H	
													H	
													H	
			4924	43.64	-30.36	74	60.7	31.48	9.99	58.53	100	0	P	V
			7386	41	-33	74	51.57	36.47	11.68	58.72	100	0	P	V
														V
Remark	1. No other spurious found.													
	2. All results are PASS against Peak and Average limit line.													



**2.4GHz 2400~2483.5MHz
WIFI 802.11g (Band Edge @ 3m)**

WIFI Ant. 1	Note	Frequency (MHz)	Level (dBμV/m)	Over Limit (dB)	Limit Line (dBμV/m)	Read Level (dBμV)	Antenna Factor (dB/m)	Path Loss (dB)	Preamp Factor (dB)	Ant Pos (cm)	Table Pos (deg)	Peak Avg. (P/A)	Pol. (H/V)	
802.11g CH 01 2412MHz		2390	62.99	-11.01	74	53.16	27.13	16.29	33.59	400	199	P	H	
		2390	51.03	-2.97	54	41.2	27.13	16.29	33.59	400	199	A	H	
	*	2410	112.63	-	-	102.74	27.18	16.3	33.59	400	199	P	H	
	*	2412	104.19	-	-	94.3	27.18	16.3	33.59	400	199	A	H	
													H	
													H	
			2389.905	63.29	-10.71	74	53.46	27.13	16.29	33.59	198	173	P	V
			2390	52.03	-1.97	54	42.2	27.13	16.29	33.59	198	173	A	V
	*		2412	113.76	-	-	103.87	27.18	16.3	33.59	198	173	P	V
	*		2412	105.47	-	-	95.58	27.18	16.3	33.59	198	173	A	V
													V	
													V	
802.11g CH 06 2437MHz		2389.84	60.07	-13.93	74	50.24	27.13	16.29	33.59	392	194	P	H	
		2389.68	44.09	-9.91	54	34.27	27.13	16.29	33.6	392	194	A	H	
	*	2437	114.18	-	-	104.19	27.27	16.31	33.59	392	194	P	H	
	*	2437	105.77	-	-	95.78	27.27	16.31	33.59	392	194	A	H	
			2483.52	59.7	-14.3	74	49.61	27.36	16.31	33.58	392	194	P	H
			2483.84	44.54	-9.46	54	34.45	27.36	16.31	33.58	392	194	A	H
			2390	61.73	-12.27	74	51.9	27.13	16.29	33.59	196	159	P	V
			2389.84	44.94	-9.06	54	35.11	27.13	16.29	33.59	196	159	A	V
	*		2437	115.41	-	-	105.42	27.27	16.31	33.59	196	159	P	V
	*		2437	106.75	-	-	96.76	27.27	16.31	33.59	196	159	A	V
			2483.68	62.46	-11.54	74	52.37	27.36	16.31	33.58	196	159	P	V
			2483.68	46.67	-7.33	54	36.58	27.36	16.31	33.58	196	159	A	V



802.11g CH 11 2462MHz	*	2462	109.55	-	-	99.51	27.31	16.31	33.58	149	319	P	H
	*	2462	101.22	-	-	91.18	27.31	16.31	33.58	149	319	A	H
		2485.05	62.48	-11.52	74	52.38	27.36	16.32	33.58	149	319	P	H
		2483.5	49.63	-4.37	54	39.54	27.36	16.31	33.58	149	319	A	H
													H
													H
	*	2462	111.79	-	-	101.75	27.31	16.31	33.58	185	174	P	V
	*	2462	102.9	-	-	92.86	27.31	16.31	33.58	185	174	A	V
		2485.9	65.02	-8.98	74	54.92	27.36	16.32	33.58	185	174	P	V
		2483.5	51.98	-2.02	54	41.89	27.36	16.31	33.58	185	174	A	V
													V
													V
Remark	1. No other spurious found. 2. All results are PASS against Peak and Average limit line.												



WIFI Ant. 1	Note	Frequency (MHz)	Level (dBμV/m)	Over Limit (dB)	Limit Line (dBμV/m)	Read Level (dBμV)	Antenna Factor (dB/m)	Path Loss (dB)	Preamp Factor (dB)	Ant Pos (cm)	Table Pos (deg)	Peak Avg. (P/A)	Pol. (H/V)	
802.11g CH 02 2457MHz		2390	62.18	-11.82	74	52.35	27.13	16.29	33.59	349	200	P	H	
		2389.56	47.16	-6.84	54	37.34	27.13	16.29	33.6	349	200	A	H	
		2417	111.13	-	-	101.24	27.18	16.3	33.59	349	200	P	H	
		2417	103.46	-	-	93.57	27.18	16.3	33.59	349	200	A	H	
													H	
														H
			2389.8	61.95	-12.05	74	52.12	27.13	16.29	33.59	291	150	P	V
			2390	47.37	-6.63	54	37.54	27.13	16.29	33.59	291	150	A	V
			2417	113.07	-	-	103.18	27.18	16.3	33.59	291	150	P	V
			2417	105	-	-	95.11	27.18	16.3	33.59	291	150	A	V
														V
														V
802.11g CH 10 2457MHz		2457	111.26	-	-	101.22	27.31	16.31	33.58	380	199	P	H	
		2457	103.32	-	-	93.28	27.31	16.31	33.58	380	199	A	H	
		2485.9	63.65	-10.35	74	53.55	27.36	16.32	33.58	380	199	P	H	
		2483.55	50.2	-3.8	54	40.11	27.36	16.31	33.58	380	199	A	H	
														H
														H
			2457	112.53	-	-	102.49	27.31	16.31	33.58	253	151	P	V
			2457	104.46	-	-	94.42	27.31	16.31	33.58	253	151	A	V
			2486.35	63.75	-10.25	74	53.65	27.36	16.32	33.58	253	151	P	V
			2483.85	49.96	-4.04	54	39.87	27.36	16.31	33.58	253	151	A	V
														V
														V
Remark	1. No other spurious found. 2. All results are PASS against Peak and Average limit line.													



2.4GHz 2400~2483.5MHz
WIFI 802.11g (Harmonic @ 3m)

WIFI Ant. 1	Note	Frequency (MHz)	Level (dBμV/m)	Over Limit (dB)	Limit Line (dBμV/m)	Read Level (dBμV)	Antenna Factor (dB/m)	Path Loss (dB)	Preamp Factor (dB)	Ant Pos (cm)	Table Pos (deg)	Peak Avg. (P/A)	Pol. (H/V)
802.11g CH 01 2412MHz		4824	43.65	-30.35	74	60.91	31.29	10.02	58.57	100	0	P	H
													H
													H
													H
		4824	39.76	-34.24	74	57.02	31.29	10.02	58.57	100	0	P	V
													V
													V
802.11g CH 06 2437MHz		4874	45.41	-28.59	74	62.59	31.38	9.99	58.55	100	0	P	H
		7311	41.72	-32.28	74	52.5	36.28	11.77	58.83	100	0	P	H
													H
													H
		4874	40.53	-33.47	74	57.71	31.38	9.99	58.55	100	0	P	V
		7311	41.18	-32.82	74	51.96	36.28	11.77	58.83	100	0	P	V
													V
802.11g CH 11 2462MHz		4924	41.6	-32.4	74	58.66	31.48	9.99	58.53	100	0	P	H
		7386	40.38	-33.62	74	50.95	36.47	11.68	58.72	100	0	P	H
													H
													H
		4924	39.52	-34.48	74	56.58	31.48	9.99	58.53	100	0	P	V
		7386	40.95	-33.05	74	51.52	36.47	11.68	58.72	100	0	P	V
													V
Remark	1. No other spurious found.												
	2. All results are PASS against Peak and Average limit line.												



**2.4GHz 2400~2483.5MHz
WIFI 802.11n HT20 (Band Edge @ 3m)**

WIFI Ant. 1	Note	Frequency (MHz)	Level (dBμV/m)	Over Limit (dB)	Limit Line (dBμV/m)	Read Level (dBμV)	Antenna Factor (dB/m)	Path Loss (dB)	Preamp Factor (dB)	Ant Pos (cm)	Table Pos (deg)	Peak Avg. (P/A)	Pol. (H/V)	
802.11n HT20 CH 01 2412MHz		2389.8	63.84	-10.16	74	54.01	27.13	16.29	33.59	400	196	P	H	
		2390	51.51	-2.49	54	41.68	27.13	16.29	33.59	400	196	A	H	
	*	2412	111.4	-	-	101.51	27.18	16.3	33.59	400	196	P	H	
	*	2412	103.12	-	-	93.23	27.18	16.3	33.59	400	196	A	H	
													H	
														H
			2389.59	62.1	-11.9	74	52.28	27.13	16.29	33.6	296	150	P	V
			2390	50.8	-3.2	54	40.97	27.13	16.29	33.59	296	150	A	V
		*	2412	112.73	-	-	102.84	27.18	16.3	33.59	296	150	P	V
		*	2412	104.48	-	-	94.59	27.18	16.3	33.59	296	150	A	V
													V	
													V	
802.11n HT20 CH 06 2437MHz		2389.68	58.32	-15.68	74	48.5	27.13	16.29	33.6	393	192	P	H	
		2389.84	43.37	-10.63	54	33.54	27.13	16.29	33.59	393	192	A	H	
	*	2437	113.77	-	-	103.78	27.27	16.31	33.59	393	192	P	H	
	*	2437	104.89	-	-	94.9	27.27	16.31	33.59	393	192	A	H	
			2484.4	61.35	-12.65	74	51.25	27.36	16.32	33.58	393	192	P	H
			2484	44.56	-9.44	54	34.47	27.36	16.31	33.58	393	192	A	H
			2389.84	60.45	-13.55	74	50.62	27.13	16.29	33.59	199	154	P	V
			2389.84	44.21	-9.79	54	34.38	27.13	16.29	33.59	199	154	A	V
		*	2437	114.3	-	-	104.31	27.27	16.31	33.59	199	154	P	V
		*	2437	105.75	-	-	95.76	27.27	16.31	33.59	199	154	A	V
		2483.52	63.03	-10.97	74	52.94	27.36	16.31	33.58	199	154	P	V	
		2483.6	46.13	-7.87	54	36.04	27.36	16.31	33.58	199	154	A	V	



802.11n HT20 CH 11 2462MHz	*	2462	110.12	-	-	100.08	27.31	16.31	33.58	382	192	P	H
	*	2462	101.68	-	-	91.64	27.31	16.31	33.58	382	192	A	H
		2484.1	62.7	-11.3	74	52.61	27.36	16.31	33.58	382	192	P	H
		2483.6	50.85	-3.15	54	40.76	27.36	16.31	33.58	382	192	A	H
													H
													H
	*	2462	111.16	-	-	101.12	27.31	16.31	33.58	187	172	P	V
	*	2462	102.46	-	-	92.42	27.31	16.31	33.58	187	172	A	V
		2484.35	64.99	-9.01	74	54.89	27.36	16.32	33.58	187	172	P	V
		2483.55	52.69	-1.31	54	42.6	27.36	16.31	33.58	187	172	A	V
												V	
												V	
Remark	1. No other spurious found. 2. All results are PASS against Peak and Average limit line.												



WIFI Ant. 1	Note	Frequency (MHz)	Level (dBμV/m)	Over Limit (dB)	Limit Line (dBμV/m)	Read Level (dBμV)	Antenna Factor (dB/m)	Path Loss (dB)	Preamp Factor (dB)	Ant Pos (cm)	Table Pos (deg)	Peak Avg. (P/A)	Pol. (H/V)	
802.11n HT20 CH 02 2417MHz		2389.68	61.61	-12.39	74	51.79	27.13	16.29	33.6	350	197	P	H	
		2389.8	46.3	-7.7	54	36.47	27.13	16.29	33.59	350	197	A	H	
	*	2417	111.77	-	-	101.88	27.18	16.3	33.59	350	197	P	H	
	*	2417	103.36	-	-	93.47	27.18	16.3	33.59	350	197	A	H	
													H	
													H	
			2390	61.55	-12.45	74	51.72	27.13	16.29	33.59	291	150	P	V
			2389.44	46.59	-7.41	54	36.77	27.13	16.29	33.6	291	150	A	V
		*	2417	112.81	-	-	102.92	27.18	16.3	33.59	291	150	P	V
		*	2417	104.72	-	-	94.83	27.18	16.3	33.59	291	150	A	V
													V	
													V	
802.11n HT20 CH 10 2457MHz	*	2457	111.04	-	-	101	27.31	16.31	33.58	380	200	P	H	
	*	2457	102.74	-	-	92.7	27.31	16.31	33.58	380	200	A	H	
		2485.35	62.3	-11.7	74	52.2	27.36	16.32	33.58	380	200	P	H	
		2483.75	50.98	-3.02	54	40.89	27.36	16.31	33.58	380	200	A	H	
													H	
													H	
		*	2457	111.93	-	-	101.89	27.31	16.31	33.58	253	151	P	V
		*	2457	103.96	-	-	93.92	27.31	16.31	33.58	253	151	A	V
			2485.65	62.6	-11.4	74	52.5	27.36	16.32	33.58	253	151	P	V
			2484.55	50.5	-3.5	54	40.4	27.36	16.32	33.58	253	151	A	V
													V	
													V	
Remark	1. No other spurious found. 2. All results are PASS against Peak and Average limit line.													



**2.4GHz 2400~2483.5MHz
WIFI 802.11n HT20 (Harmonic @ 3m)**

WIFI Ant. 1	Note	Frequency (MHz)	Level (dBμV/m)	Over Limit (dB)	Limit Line (dBμV/m)	Read Level (dBμV)	Antenna Factor (dB/m)	Path Loss (dB)	Preamp Factor (dB)	Ant Pos (cm)	Table Pos (deg)	Peak Avg. (P/A)	Pol. (H/V)	
802.11n HT20 CH 01 2412MHz		4824	42.11	-31.89	74	59.37	31.29	10.02	58.57	100	0	P	H	
													H	
													H	
													H	
			4824	41.09	-32.91	74	58.35	31.29	10.02	58.57	100	0	P	V
														V
														V
802.11n HT20 CH 06 2437MHz		4874	43.99	-30.01	74	61.17	31.38	9.99	58.55	100	0	P	H	
													H	
			7311	41.56	-32.44	74	52.34	36.28	11.77	58.83	100	0	P	H
														H
			4874	41.26	-32.74	74	58.44	31.38	9.99	58.55	100	0	P	V
			7311	40.77	-33.23	74	51.55	36.28	11.77	58.83	100	0	P	V
														V
802.11n HT20 CH 11 2462MHz		4924	40.89	-33.11	74	57.95	31.48	9.99	58.53	100	0	P	H	
													H	
			7386	41.03	-32.97	74	51.6	36.47	11.68	58.72	100	0	P	H
														H
			4924	38.57	-35.43	74	55.63	31.48	9.99	58.53	100	0	P	V
			7386	40.95	-33.05	74	51.52	36.47	11.68	58.72	100	0	P	V
														V
Remark	1. No other spurious found. 2. All results are PASS against Peak and Average limit line.													



**2.4GHz 2400~2483.5MHz
WIFI 802.11n HT40 (Band Edge @ 3m)**

WIFI Ant. 1	Note	Frequency (MHz)	Level (dBμV/m)	Over Limit (dB)	Limit Line (dBμV/m)	Read Level (dBμV)	Antenna Factor (dB/m)	Path Loss (dB)	Preamp Factor (dB)	Ant Pos (cm)	Table Pos (deg)	Peak Avg. (P/A)	Pol. (H/V)
802.11n HT40 CH 03 2422MHz		2389.65	59.06	-14.94	74	49.24	27.13	16.29	33.6	398	195	P	H
		2389.65	50.73	-3.27	54	40.91	27.13	16.29	33.6	398	195	A	H
	*	2422	106.13	-	-	96.2	27.22	16.3	33.59	398	195	P	H
	*	2422	98.72	-	-	88.79	27.22	16.3	33.59	398	195	A	H
		2486.4	55.3	-18.7	74	45.2	27.36	16.32	33.58	398	195	P	H
		2485.36	43.84	-10.16	54	33.74	27.36	16.32	33.58	398	195	A	H
		2389.8	58.34	-15.66	74	48.51	27.13	16.29	33.59	260	172	P	V
		2389.65	50.29	-3.71	54	40.47	27.13	16.29	33.6	260	172	A	V
	*	2422	107.23	-	-	97.3	27.22	16.3	33.59	260	172	P	V
	*	2422	99.87	-	-	89.94	27.22	16.3	33.59	260	172	A	V
		2484.24	59.67	-14.33	74	49.57	27.36	16.32	33.58	260	172	P	V
		2484.24	45.59	-8.41	54	35.49	27.36	16.32	33.58	260	172	A	V
802.11n HT40 CH 06 2437MHz		2389.95	60.31	-13.69	74	50.48	27.13	16.29	33.59	393	196	P	H
		2389.5	49.2	-4.8	54	39.38	27.13	16.29	33.6	393	196	A	H
	*	2437	108.83	-	-	98.84	27.27	16.31	33.59	393	196	P	H
	*	2437	101.03	-	-	91.04	27.27	16.31	33.59	393	196	A	H
		2485.92	61.47	-12.53	74	51.37	27.36	16.32	33.58	393	196	P	H
		2483.6	49.6	-4.4	54	39.51	27.36	16.31	33.58	393	196	A	H
		2389.8	60.91	-13.09	74	51.08	27.13	16.29	33.59	200	154	P	V
		2389.95	50.49	-3.51	54	40.66	27.13	16.29	33.59	200	154	A	V
	*	2437	109.61	-	-	99.62	27.27	16.31	33.59	200	154	P	V
	*	2437	102.02	-	-	92.03	27.27	16.31	33.59	200	154	A	V
		2486.72	62.84	-11.16	74	52.74	27.36	16.32	33.58	200	154	P	V
		2483.6	52.42	-1.58	54	42.33	27.36	16.31	33.58	200	154	A	V



802.11n HT40 CH 09 2452MHz		2389.2	53.78	-20.22	74	43.96	27.13	16.29	33.6	384	191	P	H
		2389.2	43.55	-10.45	54	33.73	27.13	16.29	33.6	384	191	A	H
	*	2452	104.73	-	-	94.73	27.27	16.31	33.58	384	191	P	H
	*	2452	97.72	-	-	87.72	27.27	16.31	33.58	384	191	A	H
		2485.12	62.74	-11.26	74	52.64	27.36	16.32	33.58	384	191	P	H
		2483.76	49.6	-4.4	54	39.51	27.36	16.31	33.58	384	191	A	H
		2389.65	58.07	-15.93	74	48.25	27.13	16.29	33.6	193	167	P	V
		2389.5	45.15	-8.85	54	35.33	27.13	16.29	33.6	193	167	A	V
	*	2452	106.95	-	-	96.95	27.27	16.31	33.58	193	167	P	V
	*	2452	99.08	-	-	89.08	27.27	16.31	33.58	193	167	A	V
		2485.36	64.26	-9.74	74	54.16	27.36	16.32	33.58	193	167	P	V
		2484.48	51.48	-2.52	54	41.38	27.36	16.32	33.58	193	167	A	V
Remark	1. No other spurious found. 2. All results are PASS against Peak and Average limit line.												



WIFI Ant. 1	Note	Frequency (MHz)	Level (dBμV/m)	Over Limit (dB)	Limit Line (dBμV/m)	Read Level (dBμV)	Antenna Factor (dB/m)	Path Loss (dB)	Preamp Factor (dB)	Ant Pos (cm)	Table Pos (deg)	Peak Avg. (P/A)	Pol. (H/V)
802.11n HT40 CH 04 2427MHz		2389.8	61.51	-12.49	74	51.68	27.13	16.29	33.59	392	200	P	H
		2389.95	52.29	-1.71	54	42.46	27.13	16.29	33.59	392	200	A	H
	*	2427	108.3	-	-	98.37	27.22	16.3	33.59	392	200	P	H
	*	2427	100.35	-	-	90.42	27.22	16.3	33.59	392	200	A	H
		2485.84	61.17	-12.83	74	51.07	27.36	16.32	33.58	392	200	P	H
		2485.92	47.39	-6.61	54	37.29	27.36	16.32	33.58	392	200	A	H
		2389.5	62.76	-11.24	74	52.94	27.13	16.29	33.6	335	150	P	V
		2389.95	51.84	-2.16	54	42.01	27.13	16.29	33.59	335	150	A	V
	*	2427	108.18	-	-	98.25	27.22	16.3	33.59	335	150	P	V
	*	2427	100.23	-	-	90.3	27.22	16.3	33.59	335	150	A	V
		2486.24	62.01	-11.99	74	51.91	27.36	16.32	33.58	335	150	P	V
		2486	48.22	-5.78	54	38.12	27.36	16.32	33.58	335	150	A	V
802.11n HT40 CH 08 2447MHz		2389.95	59.24	-14.76	74	49.41	27.13	16.29	33.59	389	202	P	H
		2389.5	49.88	-4.12	54	40.06	27.13	16.29	33.6	389	202	A	H
	*	2447	107.51	-	-	97.51	27.27	16.31	33.58	389	202	P	H
	*	2447	99.13	-	-	89.13	27.27	16.31	33.58	389	202	A	H
		2486.72	61.15	-12.85	74	51.05	27.36	16.32	33.58	389	202	P	H
		2483.52	50.9	-3.1	54	40.81	27.36	16.31	33.58	389	202	A	H
		2389.8	60.2	-13.8	74	50.37	27.13	16.29	33.59	320	152	P	V
		2389.35	50.14	-3.86	54	40.32	27.13	16.29	33.6	320	152	A	V
	*	2447	108.29	-	-	98.29	27.27	16.31	33.58	320	152	P	V
	*	2447	100.48	-	-	90.48	27.27	16.31	33.58	320	152	A	V
		2486.08	62.39	-11.61	74	52.29	27.36	16.32	33.58	320	152	P	V
		2483.52	52.87	-1.13	54	42.78	27.36	16.31	33.58	320	152	A	V



**2.4GHz 2400~2483.5MHz
WIFI 802.11n HT40 (Harmonic @ 3m)**

WIFI Ant. 1	Note	Frequency (MHz)	Level (dBμV/m)	Over Limit (dB)	Limit Line (dBμV/m)	Read Level (dBμV)	Antenna Factor (dB/m)	Path Loss (dB)	Preamp Factor (dB)	Ant Pos (cm)	Table Pos (deg)	Peak Avg. (P/A)	Pol. (H/V)
802.11n HT40 CH 03 2422MHz		4844	39.42	-34.58	74	56.65	31.32	10.01	58.56	100	0	P	H
		7266	43.08	-30.92	74	53.92	36.21	11.82	58.87	100	0	P	H
													H
													H
		4844	38.98	-35.02	74	56.21	31.32	10.01	58.56	100	0	P	V
		7266	42.59	-31.41	74	53.43	36.21	11.82	58.87	100	0	P	V
													V
802.11n HT40 CH 06 2437MHz		4874	40.84	-33.16	74	58.02	31.38	9.99	58.55	100	0	P	H
		7311	40.57	-33.43	74	51.35	36.28	11.77	58.83	100	0	P	H
													H
													H
		4874	38.12	-35.88	74	55.3	31.38	9.99	58.55	100	0	P	V
		7311	40.58	-33.42	74	51.36	36.28	11.77	58.83	100	0	P	V
													V
802.11n HT40 CH 09 2452MHz		4904	39.09	-34.91	74	56.19	31.44	9.99	58.53	100	0	P	H
		7356	41.12	-32.88	74	51.78	36.4	11.71	58.77	100	0	P	H
													H
													H
		4904	38.75	-35.25	74	55.85	31.44	9.99	58.53	100	0	P	V
		7356	41.45	-32.55	74	52.11	36.4	11.71	58.77	100	0	P	V
													V
Remark	1. No other spurious found.												
	2. All results are PASS against Peak and Average limit line.												



2.4GHz 2400~2483.5MHz

WIFI 802.11b (Band Edge @ 3m)

WIFI	Note	Frequency	Level	Over	Limit	Read	Antenna	Path	Preamp	Ant	Table	Peak	Pol.	
Ant.				Limit	Line	Level	Factor	Loss	Factor	Pos	Pos	Avg.		
2		(MHz)	(dBμV/m)	(dB)	(dBμV/m)	(dBμV)	(dB/m)	(dB)	(dB)	(cm)	(deg)	(P/A)	(H/V)	
802.11b CH 01 2412MHz		2389.59	56.03	-17.97	74	46.21	27.13	16.29	33.6	111	204	P	H	
		2389.275	49.94	-4.06	54	40.12	27.13	16.29	33.6	111	204	A	H	
	*	2412	112.25	-	-	102.36	27.18	16.3	33.59	111	204	P	H	
	*	2412	109.14	-	-	99.25	27.18	16.3	33.59	111	204	A	H	
													H	
														H
			2388.96	55.85	-18.15	74	46.03	27.13	16.29	33.6	283	85	P	V
			2389.17	50.3	-3.7	54	40.48	27.13	16.29	33.6	283	85	A	V
	*		2412	112.54	-	-	102.65	27.18	16.3	33.59	283	85	P	V
	*		2412	109.41	-	-	99.52	27.18	16.3	33.59	283	85	A	V
														V
														V
802.11b CH 06 2437MHz		2346.96	51.75	-22.25	74	42.2	27	16.15	33.6	100	326	P	H	
		2389.84	41.36	-12.64	54	31.53	27.13	16.29	33.59	100	326	A	H	
	*	2437	110.06	-	-	100.07	27.27	16.31	33.59	100	326	P	H	
	*	2437	106.91	-	-	96.92	27.27	16.31	33.59	100	326	A	H	
			2487.2	52.88	-21.12	74	42.78	27.36	16.32	33.58	100	326	P	H
			2485.84	41.83	-12.17	54	31.73	27.36	16.32	33.58	100	326	A	H
			2342.96	51.93	-22.07	74	42.38	27	16.15	33.6	275	79	P	V
			2390	41.45	-12.55	54	31.62	27.13	16.29	33.59	275	79	A	V
	*		2437	111.15	-	-	101.16	27.27	16.31	33.59	275	79	P	V
	*		2437	107.97	-	-	97.98	27.27	16.31	33.59	275	79	A	V
			2484.32	55.61	-18.39	74	45.51	27.36	16.32	33.58	275	79	P	V
			2484.96	42.16	-11.84	54	32.06	27.36	16.32	33.58	275	79	A	V



802.11b CH 11 2462MHz	*	2462	111.94	-	-	101.9	27.31	16.31	33.58	104	211	P	H
	*	2462	108.75	-	-	98.71	27.31	16.31	33.58	104	211	A	H
		2484.52	57.99	-16.01	74	47.89	27.36	16.32	33.58	104	211	P	H
		2483.52	45.69	-8.31	54	35.6	27.36	16.31	33.58	104	211	A	H
													H
													H
	*	2462	112.38	-	-	102.34	27.31	16.31	33.58	270	87	P	V
	*	2462	109.04	-	-	99	27.31	16.31	33.58	270	87	A	V
		2484.92	59.44	-14.56	74	49.34	27.36	16.32	33.58	270	87	P	V
		2483.52	45.89	-8.11	54	35.8	27.36	16.31	33.58	270	87	A	V
													V
													V
Remark	1. No other spurious found. 2. All results are PASS against Peak and Average limit line.												



WIFI Ant. 2	Note	Frequency (MHz)	Level (dBμV/m)	Over Limit (dB)	Limit Line (dBμV/m)	Read Level (dBμV)	Antenna Factor (dB/m)	Path Loss (dB)	Preamp Factor (dB)	Ant Pos (cm)	Table Pos (deg)	Peak Avg. (P/A)	Pol. (H/V)		
802.11b CH 02 2417MHz		2389.94	52.57	-21.43	74	42.74	27.13	16.29	33.59	187	208	P	H		
		2389.94	43.99	-10.01	54	34.16	27.13	16.29	33.59	187	208	A	H		
	*	2417	112.7	-	-	102.81	27.18	16.3	33.59	187	208	P	H		
	*	2417	109.45	-	-	99.56	27.18	16.3	33.59	187	208	A	H		
													H		
													H		
			2388.82	52.62	-21.38	74	42.8	27.13	16.29	33.6	307	97	P	V	
			2389.94	43.14	-10.86	54	33.31	27.13	16.29	33.59	307	97	A	V	
		*	2417	112.3	-	-	102.41	27.18	16.3	33.59	307	97	P	V	
		*	2417	109.02	-	-	99.13	27.18	16.3	33.59	307	97	A	V	
														V	
														V	
802.11b CH 10 2457MHz	*	2457	113.15	-	-	103.11	27.31	16.31	33.58	161	206	P	H		
	*	2457	110.04	-	-	100	27.31	16.31	33.58	161	206	A	H		
			2485.37	59.34	-14.66	74	49.24	27.36	16.32	33.58	161	206	P	H	
			2486.42	47.36	-6.64	54	37.26	27.36	16.32	33.58	161	206	A	H	
														H	
														H	
		*	2457	112.45	-	-	102.41	27.31	16.31	33.58	300	98	P	V	
		*	2457	109.31	-	-	99.27	27.31	16.31	33.58	300	98	A	V	
				2485.02	58.64	-15.36	74	48.54	27.36	16.32	33.58	300	98	P	V
				2486.35	46.73	-7.27	54	36.63	27.36	16.32	33.58	300	98	A	V
														V	
														V	
Remark	1. No other spurious found. 2. All results are PASS against Peak and Average limit line.														



**2.4GHz 2400~2483.5MHz
WIFI 802.11b (Harmonic @ 3m)**

WIFI Ant. 2	Note	Frequency (MHz)	Level (dBμV/m)	Over Limit (dB)	Limit Line (dBμV/m)	Read Level (dBμV)	Antenna Factor (dB/m)	Path Loss (dB)	Preamp Factor (dB)	Ant Pos (cm)	Table Pos (deg)	Peak Avg. (P/A)	Pol. (H/V)	
802.11b CH 01 2412MHz		4824	45.06	-28.94	74	62.32	31.29	10.02	58.57	100	0	P	H	
													H	
													H	
													H	
			4824	50	-24	74	67.26	31.29	10.02	58.57	251	15	P	V
			4824	47.08	-6.92	54	64.34	31.29	10.02	58.57	251	15	A	V
														V
802.11b CH 06 2437MHz		4874	43.92	-30.08	74	61.1	31.38	9.99	58.55	100	0	P	H	
		7311	42.25	-31.75	74	53.03	36.28	11.77	58.83	100	0	P	H	
													H	
													H	
			4874	50.82	-23.18	74	68	31.38	9.99	58.55	212	87	P	V
			4874	47.72	-6.28	54	64.9	31.38	9.99	58.55	212	87	A	V
			7311	41.85	-32.15	74	52.63	36.28	11.77	58.83	100	0	P	V
802.11b CH 11 2462MHz		4924	43.63	-30.37	74	60.69	31.48	9.99	58.53	100	0	P	H	
		7386	40.65	-33.35	74	51.22	36.47	11.68	58.72	100	0	P	H	
													H	
													H	
			4924	51.31	-22.69	74	68.37	31.48	9.99	58.53	100	72	P	V
			4924	48.05	-5.95	54	65.11	31.48	9.99	58.53	100	72	A	V
			7386	40.29	-33.71	74	50.86	36.47	11.68	58.72	100	0	P	V
													V	
Remark	1. No other spurious found. 2. All results are PASS against Peak and Average limit line.													



2.4GHz 2400~2483.5MHz
WIFI 802.11g (Band Edge @ 3m)

WIFI Ant. 2	Note	Frequency (MHz)	Level (dBμV/m)	Over Limit (dB)	Limit Line (dBμV/m)	Read Level (dBμV)	Antenna Factor (dB/m)	Path Loss (dB)	Preamp Factor (dB)	Ant Pos (cm)	Table Pos (deg)	Peak Avg. (P/A)	Pol. (H/V)	
802.11g CH 01 2412MHz		2389.485	55.84	-18.16	74	46.02	27.13	16.29	33.6	112	207	P	H	
		2390	47.15	-6.85	54	37.32	27.13	16.29	33.59	112	207	A	H	
	*	2412	110.2	-	-	100.31	27.18	16.3	33.59	112	207	P	H	
	*	2412	101.52	-	-	91.63	27.18	16.3	33.59	112	207	A	H	
													H	
													H	
			2388.96	58.32	-15.68	74	48.5	27.13	16.29	33.6	286	83	P	V
			2390	49.01	-4.99	54	39.18	27.13	16.29	33.59	286	83	A	V
	*		2412	110.71	-	-	100.82	27.18	16.3	33.59	286	83	P	V
	*		2412	102.29	-	-	92.4	27.18	16.3	33.59	286	83	A	V
													V	
													V	
802.11g CH 06 2437MHz		2390	57.89	-16.11	74	48.06	27.13	16.29	33.59	105	216	P	H	
		2390	46.53	-7.47	54	36.7	27.13	16.29	33.59	105	216	A	H	
	*	2437	112.75	-	-	102.76	27.27	16.31	33.59	105	216	P	H	
	*	2437	104.82	-	-	94.83	27.27	16.31	33.59	105	216	A	H	
			2485.28	60.69	-13.31	74	50.59	27.36	16.32	33.58	105	216	P	H
			2483.52	48.28	-5.72	54	38.19	27.36	16.31	33.58	105	216	A	H
			2389.52	57.77	-16.23	74	47.95	27.13	16.29	33.6	218	99	P	V
			2389.84	47	-7	54	37.17	27.13	16.29	33.59	218	99	A	V
	*		2437	113.21	-	-	103.22	27.27	16.31	33.59	218	99	P	V
	*		2437	104.64	-	-	94.65	27.27	16.31	33.59	218	99	A	V
			2484.56	60.09	-13.91	74	49.99	27.36	16.32	33.58	218	99	P	V
			2484	47.64	-6.36	54	37.55	27.36	16.31	33.58	218	99	A	V



802.11g CH 11 2462MHz	*	2462	110.45	-	-	100.41	27.31	16.31	33.58	181	208	P	H
	*	2462	101.89	-	-	91.85	27.31	16.31	33.58	181	208	A	H
		2484.3	63.32	-10.68	74	53.22	27.36	16.32	33.58	181	208	P	H
		2483.6	52.86	-1.14	54	42.77	27.36	16.31	33.58	181	208	A	H
													H
													H
	*	2462	109.76	-	-	99.72	27.31	16.31	33.58	299	84	P	V
	*	2462	101.1	-	-	91.06	27.31	16.31	33.58	299	84	A	V
		2483.9	62.97	-11.03	74	52.88	27.36	16.31	33.58	299	84	P	V
		2483.5	52.4	-1.6	54	42.31	27.36	16.31	33.58	299	84	A	V
													V
													V
Remark	1. No other spurious found. 2. All results are PASS against Peak and Average limit line.												



WIFI Ant. 2	Note	Frequency (MHz)	Level (dBμV/m)	Over Limit (dB)	Limit Line (dBμV/m)	Read Level (dBμV)	Antenna Factor (dB/m)	Path Loss (dB)	Preamp Factor (dB)	Ant Pos (cm)	Table Pos (deg)	Peak Avg. (P/A)	Pol. (H/V)	
802.11g CH 02 2417MHz		2389.92	61.71	-12.29	74	51.88	27.13	16.29	33.59	148	208	P	H	
		2390	50.17	-3.83	54	40.34	27.13	16.29	33.59	148	208	A	H	
	*	2417	111.17	-	-	101.28	27.18	16.3	33.59	148	208	P	H	
	*	2417	103.32	-	-	93.43	27.18	16.3	33.59	148	208	A	H	
													H	
													H	
			2389.44	58.68	-15.32	74	48.86	27.13	16.29	33.6	307	105	P	V
			2390	48.47	-5.53	54	38.64	27.13	16.29	33.59	307	105	A	V
	*		2417	111.4	-	-	101.51	27.18	16.3	33.59	307	105	P	V
	*		2417	103.07	-	-	93.18	27.18	16.3	33.59	307	105	A	V
													V	
													V	
802.11g CH 10 2457MHz	*	2457	111.9	-	-	101.86	27.31	16.31	33.58	183	206	P	H	
	*	2457	102.99	-	-	92.95	27.31	16.31	33.58	183	206	A	H	
			2483.55	62.39	-11.61	74	52.3	27.36	16.31	33.58	183	206	P	H
			2483.55	52.36	-1.64	54	42.27	27.36	16.31	33.58	183	206	A	H
													H	
													H	
	*		2457	111.23	-	-	101.19	27.31	16.31	33.58	298	85	P	V
	*		2457	102.98	-	-	92.94	27.31	16.31	33.58	298	85	A	V
			2483.5	62.56	-11.44	74	52.47	27.36	16.31	33.58	298	85	P	V
			2483.5	52.13	-1.87	54	42.04	27.36	16.31	33.58	298	85	A	V
													V	
													V	
Remark	1. No other spurious found. 2. All results are PASS against Peak and Average limit line.													



2.4GHz 2400~2483.5MHz
WIFI 802.11g (Harmonic @ 3m)

WIFI Ant. 2	Note	Frequency (MHz)	Level (dBμV/m)	Over Limit (dB)	Limit Line (dBμV/m)	Read Level (dBμV)	Antenna Factor (dB/m)	Path Loss (dB)	Preamp Factor (dB)	Ant Pos (cm)	Table Pos (deg)	Peak Avg. (P/A)	Pol. (H/V)
802.11g CH 01 2412MHz		4824	38.05	-35.95	74	55.31	31.29	10.02	58.57	100	0	P	H
													H
													H
													H
		4824	38.66	-35.34	74	55.92	31.29	10.02	58.57	100	0	P	V
													V
													V
802.11g CH 06 2437MHz		4874	42.04	-31.96	74	59.22	31.38	9.99	58.55	100	0	P	H
		7311	42.36	-31.64	74	53.14	36.28	11.77	58.83	100	0	P	H
													H
													H
		4874	47.44	-26.56	74	64.62	31.38	9.99	58.55	100	0	P	V
		7311	43.49	-30.51	74	54.27	36.28	11.77	58.83	100	0	P	V
													V
802.11g CH 11 2462MHz		4924	38.21	-35.79	74	55.27	31.48	9.99	58.53	100	0	P	H
		7386	40.76	-33.24	74	51.33	36.47	11.68	58.72	100	0	P	H
													H
													H
		4924	41.24	-32.76	74	58.3	31.48	9.99	58.53	100	0	P	V
		7386	41.04	-32.96	74	51.61	36.47	11.68	58.72	100	0	P	V
													V
Remark	1. No other spurious found.												
	2. All results are PASS against Peak and Average limit line.												



**2.4GHz 2400~2483.5MHz
WIFI 802.11n HT20 (Band Edge @ 3m)**

WIFI Ant. 2	Note	Frequency (MHz)	Level (dBμV/m)	Over Limit (dB)	Limit Line (dBμV/m)	Read Level (dBμV)	Antenna Factor (dB/m)	Path Loss (dB)	Preamp Factor (dB)	Ant Pos (cm)	Table Pos (deg)	Peak Avg. (P/A)	Pol. (H/V)	
802.11n HT20 CH 01 2412MHz		2388.96	59.1	-14.9	74	49.28	27.13	16.29	33.6	161	212	P	H	
		2390	50.19	-3.81	54	40.36	27.13	16.29	33.59	161	212	A	H	
	*	2412	110.77	-	-	100.88	27.18	16.3	33.59	161	212	P	H	
	*	2412	102.85	-	-	92.96	27.18	16.3	33.59	161	212	A	H	
													H	
													H	
			2389.8	56.85	-17.15	74	47.02	27.13	16.29	33.59	306	104	P	V
			2390	48.34	-5.66	54	38.51	27.13	16.29	33.59	306	104	A	V
		*	2412	110.12	-	-	100.23	27.18	16.3	33.59	306	104	P	V
		*	2412	101.4	-	-	91.51	27.18	16.3	33.59	306	104	A	V
													V	
													V	
802.11n HT20 CH 06 2437MHz		2389.36	57.64	-16.36	74	47.82	27.13	16.29	33.6	105	216	P	H	
		2390	46.93	-7.07	54	37.1	27.13	16.29	33.59	105	216	A	H	
	*	2437	112.4	-	-	102.46	27.22	16.31	33.59	105	216	P	H	
	*	2437	104.23	-	-	94.29	27.22	16.31	33.59	105	216	A	H	
			2484.08	61.05	-12.95	74	50.96	27.36	16.31	33.58	105	216	P	H
			2483.6	47.87	-6.13	54	37.78	27.36	16.31	33.58	105	216	A	H
			2390	58.54	-15.46	74	48.71	27.13	16.29	33.59	218	99	P	V
			2390	46.49	-7.51	54	36.66	27.13	16.29	33.59	218	99	A	V
		*	2437	111.86	-	-	101.87	27.27	16.31	33.59	218	99	P	V
		*	2437	104.25	-	-	94.26	27.27	16.31	33.59	218	99	A	V
		2483.52	61.11	-12.89	74	51.02	27.36	16.31	33.58	218	99	P	V	
		2483.52	47.21	-6.79	54	37.12	27.36	16.31	33.58	218	99	A	V	



802.11n HT20 CH 11 2462MHz	*	2462	109.52	-	-	99.48	27.31	16.31	33.58	148	206	P	H
	*	2462	101.38	-	-	91.34	27.31	16.31	33.58	148	206	A	H
		2484.05	63.86	-10.14	74	53.77	27.36	16.31	33.58	148	206	P	H
		2483.65	52.33	-1.67	54	42.24	27.36	16.31	33.58	148	206	A	H
													H
													H
	*	2462	109.05	-	-	99.01	27.31	16.31	33.58	300	83	P	V
	*	2462	100.51	-	-	90.47	27.31	16.31	33.58	300	83	A	V
		2483.55	62.28	-11.72	74	52.19	27.36	16.31	33.58	300	83	P	V
		2483.8	51.98	-2.02	54	41.89	27.36	16.31	33.58	300	83	A	V
													V
												V	
Remark	1. No other spurious found. 2. All results are PASS against Peak and Average limit line.												



WIFI Ant. 2	Note	Frequency (MHz)	Level (dBμV/m)	Over Limit (dB)	Limit Line (dBμV/m)	Read Level (dBμV)	Antenna Factor (dB/m)	Path Loss (dB)	Preamp Factor (dB)	Ant Pos (cm)	Table Pos (deg)	Peak Avg. (P/A)	Pol. (H/V)	
802.11n HT20 CH 02 2417MHz		2390	62.34	-11.66	74	52.51	27.13	16.29	33.59	135	211	P	H	
		2390	51.33	-2.67	54	41.5	27.13	16.29	33.59	135	211	A	H	
	*	2417	111.8	-	-	101.91	27.18	16.3	33.59	135	211	P	H	
	*	2417	103.07	-	-	93.18	27.18	16.3	33.59	135	211	A	H	
													H	
														H
			2389.44	61.43	-12.57	74	51.61	27.13	16.29	33.6	310	107	P	V
			2390	49.13	-4.87	54	39.3	27.13	16.29	33.59	310	107	A	V
		*	2417	110.36	-	-	100.47	27.18	16.3	33.59	310	107	P	V
		*	2417	102.6	-	-	92.71	27.18	16.3	33.59	310	107	A	V
													V	
													V	
802.11n HT20 CH 10 2457MHz	*	2457	110.86	-	-	100.82	27.31	16.31	33.58	153	205	P	H	
	*	2457	102.19	-	-	92.15	27.31	16.31	33.58	153	205	A	H	
		2483.5	63.1	-10.9	74	53.01	27.36	16.31	33.58	153	205	P	H	
		2483.5	51.87	-2.13	54	41.78	27.36	16.31	33.58	153	205	A	H	
													H	
														H
		*	2457	110.25	-	-	100.21	27.31	16.31	33.58	300	82	P	V
		*	2457	101.84	-	-	91.8	27.31	16.31	33.58	300	82	A	V
			2484.4	61.8	-12.2	74	51.7	27.36	16.32	33.58	300	82	P	V
			2483.5	50.82	-3.18	54	40.73	27.36	16.31	33.58	300	82	A	V
													V	
													V	
Remark	1. No other spurious found. 2. All results are PASS against Peak and Average limit line.													



2.4GHz 2400~2483.5MHz
WIFI 802.11n HT20 (Harmonic @ 3m)

WIFI Ant. 2	Note	Frequency (MHz)	Level (dBμV/m)	Over Limit (dB)	Limit Line (dBμV/m)	Read Level (dBμV)	Antenna Factor (dB/m)	Path Loss (dB)	Preamp Factor (dB)	Ant Pos (cm)	Table Pos (deg)	Peak Avg. (P/A)	Pol. (H/V)	
802.11n HT20 CH 01 2412MHz		4824	38.27	-35.73	74	55.53	31.29	10.02	58.57	100	0	P	H	
													H	
													H	
													H	
			4824	38.67	-35.33	74	55.93	31.29	10.02	58.57	100	0	P	V
														V
														V
802.11n HT20 CH 06 2437MHz		4874	39.43	-34.57	74	56.61	31.38	9.99	58.55	100	0	P	H	
													H	
			7311	40.64	-33.36	74	51.42	36.28	11.77	58.83	100	0	P	H
														H
			4874	51.76	-22.24	74	68.94	31.38	9.99	58.55	226	89	P	V
			4874	38.78	-15.22	54	55.96	31.38	9.99	58.55	226	89	A	V
			7311	40.51	-33.49	74	51.29	36.28	11.77	58.83	100	0	P	V
802.11n HT20 CH 11 2462MHz													V	
			4924	38.72	-35.28	74	55.78	31.48	9.99	58.53	100	0	P	H
			7386	41.24	-32.76	74	51.81	36.47	11.68	58.72	100	0	P	H
														H
														H
			4924	39.86	-34.14	74	56.92	31.48	9.99	58.53	100	0	P	V
			7386	40.74	-33.26	74	51.31	36.47	11.68	58.72	100	0	P	V
													V	
													V	
Remark	1. No other spurious found. 2. All results are PASS against Peak and Average limit line.													



**2.4GHz 2400~2483.5MHz
WIFI 802.11n HT40 (Band Edge @ 3m)**

WIFI Ant. 2	Note	Frequency (MHz)	Level (dBμV/m)	Over Limit (dB)	Limit Line (dBμV/m)	Read Level (dBμV)	Antenna Factor (dB/m)	Path Loss (dB)	Preamp Factor (dB)	Ant Pos (cm)	Table Pos (deg)	Peak Avg. (P/A)	Pol. (H/V)
802.11n HT40 CH 03 2422MHz		2389.8	60.22	-13.78	74	50.39	27.13	16.29	33.59	186	206	P	H
		2389.95	52.82	-1.18	54	42.99	27.13	16.29	33.59	186	206	A	H
	*	2422	107.78	-	-	97.85	27.22	16.3	33.59	186	206	P	H
	*	2422	99.85	-	-	89.92	27.22	16.3	33.59	186	206	A	H
		2484.48	59.35	-14.65	74	49.25	27.36	16.32	33.58	186	206	P	H
		2483.52	47.39	-6.61	54	37.3	27.36	16.31	33.58	186	206	A	H
		2389.8	59.58	-14.42	74	49.75	27.13	16.29	33.59	310	93	P	V
		2389.95	51.36	-2.64	54	41.53	27.13	16.29	33.59	310	93	A	V
	*	2422	106.87	-	-	96.94	27.22	16.3	33.59	310	93	P	V
	*	2422	99.28	-	-	89.35	27.22	16.3	33.59	310	93	A	V
		2483.6	58.59	-15.41	74	48.5	27.36	16.31	33.58	310	93	P	V
		2483.68	46.23	-7.77	54	36.14	27.36	16.31	33.58	310	93	A	V
802.11n HT40 CH 06 2437MHz		2389.8	57.17	-16.83	74	47.34	27.13	16.29	33.59	105	216	P	H
		2389.8	49.37	-4.63	54	39.54	27.13	16.29	33.59	105	216	A	H
	*	2437	107.5	-	-	97.51	27.27	16.31	33.59	105	216	P	H
	*	2437	100.09	-	-	90.1	27.27	16.31	33.59	105	216	A	H
		2483.52	59.59	-14.41	74	49.5	27.36	16.31	33.58	105	216	P	H
		2483.6	51.03	-2.97	54	40.94	27.36	16.31	33.58	105	216	A	H
		2389.8	56.87	-17.13	74	47.04	27.13	16.29	33.59	212	101	P	V
		2389.95	49.08	-4.92	54	39.25	27.13	16.29	33.59	212	101	A	V
	*	2437	107.55	-	-	97.56	27.27	16.31	33.59	212	101	P	V
	*	2437	100.06	-	-	90.07	27.27	16.31	33.59	212	101	A	V
		2483.92	60.06	-13.94	74	49.97	27.36	16.31	33.58	212	101	P	V
		2483.68	50.96	-3.04	54	40.87	27.36	16.31	33.58	212	101	A	V



802.11n HT40 CH 09 2452MHz		2389.65	54.27	-19.73	74	44.45	27.13	16.29	33.6	154	206	P	H
		2389.95	43.56	-10.44	54	33.73	27.13	16.29	33.59	154	206	A	H
	*	2452	104.74	-	-	94.74	27.27	16.31	33.58	154	206	P	H
	*	2452	97.13	-	-	87.13	27.27	16.31	33.58	154	206	A	H
		2484.32	61.56	-12.44	74	51.46	27.36	16.32	33.58	154	206	P	H
		2484.72	52.6	-1.4	54	42.5	27.36	16.32	33.58	154	206	A	H
		2389.2	53.39	-20.61	74	43.57	27.13	16.29	33.6	299	80	P	V
		2389.8	43.16	-10.84	54	33.33	27.13	16.29	33.59	299	80	A	V
	*	2452	104.23	-	-	94.23	27.27	16.31	33.58	299	80	P	V
	*	2452	96.11	-	-	86.11	27.27	16.31	33.58	299	80	A	V
		2483.6	60.21	-13.79	74	50.12	27.36	16.31	33.58	299	80	P	V
		2484.4	51.6	-2.4	54	41.5	27.36	16.32	33.58	299	80	A	V
Remark	1. No other spurious found. 2. All results are PASS against Peak and Average limit line.												



WIFI Ant. 2	Note	Frequency (MHz)	Level (dBμV/m)	Over Limit (dB)	Limit Line (dBμV/m)	Read Level (dBμV)	Antenna Factor (dB/m)	Path Loss (dB)	Preamp Factor (dB)	Ant Pos (cm)	Table Pos (deg)	Peak Avg. (P/A)	Pol. (H/V)
802.11n HT40 CH 04 2427MHz		2389.8	61.59	-12.41	74	51.76	27.13	16.29	33.59	156	207	P	H
		2389.8	52.33	-1.67	54	42.5	27.13	16.29	33.59	156	207	A	H
	*	2427	109.63	-	-	99.7	27.22	16.3	33.59	156	207	P	H
	*	2427	101.58	-	-	91.65	27.22	16.3	33.59	156	207	A	H
		2485.2	63.82	-10.18	74	53.72	27.36	16.32	33.58	156	207	P	H
		2483.52	52.5	-1.5	54	42.41	27.36	16.31	33.58	156	207	A	H
		2389.65	59.61	-14.39	74	49.79	27.13	16.29	33.6	274	81	P	V
		2389.95	51.22	-2.78	54	41.39	27.13	16.29	33.59	274	81	A	V
	*	2427	109.06	-	-	99.13	27.22	16.3	33.59	274	81	P	V
	*	2427	100.94	-	-	91.01	27.22	16.3	33.59	274	81	A	V
		2484.24	62.78	-11.22	74	52.68	27.36	16.32	33.58	274	81	P	V
		2483.6	51.56	-2.44	54	41.47	27.36	16.31	33.58	274	81	A	V
802.11n HT40 CH 08 2447MHz		2389.8	54.84	-19.16	74	45.01	27.13	16.29	33.59	121	209	P	H
		2389.65	45.1	-8.9	54	35.28	27.13	16.29	33.6	121	209	A	H
	*	2447	106.81	-	-	96.81	27.27	16.31	33.58	121	209	P	H
	*	2447	99.43	-	-	89.43	27.27	16.31	33.58	121	209	A	H
		2485.04	61.17	-12.83	74	51.07	27.36	16.32	33.58	121	209	P	H
		2483.92	51.28	-2.72	54	41.19	27.36	16.31	33.58	121	209	A	H
		2389.65	53.71	-20.29	74	43.89	27.13	16.29	33.6	299	80	P	V
		2389.95	43.52	-10.48	54	33.69	27.13	16.29	33.59	299	80	A	V
	*	2447	105.08	-	-	95.08	27.27	16.31	33.58	299	80	P	V
	*	2447	97.69	-	-	87.69	27.27	16.31	33.58	299	80	A	V
		2484.08	59.19	-14.81	74	49.1	27.36	16.31	33.58	299	80	P	V
		2483.52	49.89	-4.11	54	39.8	27.36	16.31	33.58	299	80	A	V



**2.4GHz 2400~2483.5MHz
WIFI 802.11n HT40 (Harmonic @ 3m)**

WIFI Ant. 2	Note	Frequency (MHz)	Level (dBμV/m)	Over Limit (dB)	Limit Line (dBμV/m)	Read Level (dBμV)	Antenna Factor (dB/m)	Path Loss (dB)	Preamp Factor (dB)	Ant Pos (cm)	Table Pos (deg)	Peak Avg. (P/A)	Pol. (H/V)
802.11n HT40 CH 03 2422MHz		4844	38.57	-35.43	74	55.8	31.32	10.01	58.56	100	0	P	H
		7266	41.83	-32.17	74	52.67	36.21	11.82	58.87	100	0	P	H
													H
													H
		4844	41.11	-32.89	74	58.34	31.32	10.01	58.56	100	0	P	V
		7266	42.04	-31.96	74	52.88	36.21	11.82	58.87	100	0	P	V
													V
802.11n HT40 CH 06 2437MHz		4874	37.54	-36.46	74	54.72	31.38	9.99	58.55	100	0	P	H
		7311	40.62	-33.38	74	51.4	36.28	11.77	58.83	100	0	P	H
													H
													H
		4874	40.23	-33.77	74	57.41	31.38	9.99	58.55	100	0	P	V
		7311	40.03	-33.97	74	50.81	36.28	11.77	58.83	100	0	P	V
													V
802.11n HT40 CH 09 2452MHz		4904	37.96	-36.04	74	55.06	31.44	9.99	58.53	100	0	P	H
		7356	40.95	-33.05	74	51.61	36.4	11.71	58.77	100	0	P	H
													H
													H
		4904	40.02	-33.98	74	57.12	31.44	9.99	58.53	100	0	P	V
		7356	40.83	-33.17	74	51.49	36.4	11.71	58.77	100	0	P	V
													V
Remark	1. No other spurious found.												
	2. All results are PASS against Peak and Average limit line.												



Emission below 1GHz
2.4GHz WIFI 802.11g (LF)

WIFI	Note	Frequency	Level	Over	Limit	Read	Antenna	Path	Preamp	Ant	Table	Peak	Pol.	
Ant.				Limit	Line	Level	Factor	Loss	Factor	Pos	Pos	Avg.		
2		(MHz)	(dBμV/m)	(dB)	(dBμV/m)	(dBμV)	(dB/m)	(dB)	(dB)	(cm)	(deg)	(P/A)	(H/V)	
2.4GHz 802.11g LF		30	21.83	-18.17	40	29.31	24.17	0.85	32.5	-	-	P	H	
		118.56	18.13	-25.37	43.5	31.95	17.21	1.43	32.46	-	-	P	H	
		293.52	20.28	-25.72	46	31.38	18.95	2.32	32.37	-	-	P	H	
		425.3	24.66	-21.34	46	31.73	22.59	2.68	32.34	-	-	P	H	
		638.8	28.24	-17.76	46	31.15	26.3	3.25	32.46	-	-	P	H	
		953.1	33.54	-12.46	46	29.88	30.76	4.07	31.17	100	0	P	H	
														H
														H
														H
														H
														H
														H
			37.56	26.42	-13.58	40	37.82	20.26	0.83	32.49	-	-	P	V
			40.8	22.75	-17.25	40	35.73	18.68	0.83	32.49	-	-	P	V
			49.98	22.91	-17.09	40	40.3	14.07	1.03	32.49	-	-	P	V
			425.3	24.63	-21.37	46	31.7	22.59	2.68	32.34	-	-	P	V
			689.9	28.93	-17.07	46	31.65	26.35	3.4	32.47	-	-	P	V
			952.4	33.95	-12.05	46	30.35	30.71	4.07	31.18	100	0	P	V
														V
														V
													V	
													V	
													V	
													V	
Remark	1. No other spurious found. 2. All results are PASS against limit line.													



2.4GHz 2400~2483.5MHz

WIFI 802.11b (Band Edge @ 3m)

WIFI	Note	Frequency	Level	Over	Limit	Read	Antenna	Path	Preamp	Ant	Table	Peak	Pol.	
Ant.				Limit	Line	Level	Factor	Loss	Factor	Pos	Pos	Avg.		
2		(MHz)	(dBμV/m)	(dB)	(dBμV/m)	(dBμV)	(dB/m)	(dB)	(dB)	(cm)	(deg)	(P/A)	(H/V)	
802.11b CH 01 2412MHz		2389.59	56.03	-17.97	74	46.21	27.13	16.29	33.6	111	204	P	H	
		2389.275	49.94	-4.06	54	40.12	27.13	16.29	33.6	111	204	A	H	
	*	2412	112.25	-	-	102.36	27.18	16.3	33.59	111	204	P	H	
	*	2412	109.14	-	-	99.25	27.18	16.3	33.59	111	204	A	H	
													H	
														H
			2388.96	55.85	-18.15	74	46.03	27.13	16.29	33.6	283	85	P	V
			2389.17	50.3	-3.7	54	40.48	27.13	16.29	33.6	283	85	A	V
	*		2412	112.54	-	-	102.65	27.18	16.3	33.59	283	85	P	V
	*		2412	109.41	-	-	99.52	27.18	16.3	33.59	283	85	A	V
														V
														V
802.11b CH 06 2437MHz		2346.96	51.75	-22.25	74	42.2	27	16.15	33.6	100	326	P	H	
		2389.84	41.36	-12.64	54	31.53	27.13	16.29	33.59	100	326	A	H	
	*	2437	110.06	-	-	100.07	27.27	16.31	33.59	100	326	P	H	
	*	2437	106.91	-	-	96.92	27.27	16.31	33.59	100	326	A	H	
			2487.2	52.88	-21.12	74	42.78	27.36	16.32	33.58	100	326	P	H
			2485.84	41.83	-12.17	54	31.73	27.36	16.32	33.58	100	326	A	H
			2342.96	51.93	-22.07	74	42.38	27	16.15	33.6	275	79	P	V
			2390	41.45	-12.55	54	31.62	27.13	16.29	33.59	275	79	A	V
	*		2437	111.15	-	-	101.16	27.27	16.31	33.59	275	79	P	V
	*		2437	107.97	-	-	97.98	27.27	16.31	33.59	275	79	A	V
			2484.32	55.61	-18.39	74	45.51	27.36	16.32	33.58	275	79	P	V
			2484.96	42.16	-11.84	54	32.06	27.36	16.32	33.58	275	79	A	V



802.11b CH 11 2462MHz	*	2462	111.94	-	-	101.9	27.31	16.31	33.58	104	211	P	H
	*	2462	108.75	-	-	98.71	27.31	16.31	33.58	104	211	A	H
		2484.52	57.99	-16.01	74	47.89	27.36	16.32	33.58	104	211	P	H
		2483.52	45.69	-8.31	54	35.6	27.36	16.31	33.58	104	211	A	H
													H
													H
	*	2462	112.38	-	-	102.34	27.31	16.31	33.58	270	87	P	V
	*	2462	109.04	-	-	99	27.31	16.31	33.58	270	87	A	V
		2484.92	59.44	-14.56	74	49.34	27.36	16.32	33.58	270	87	P	V
		2483.52	45.89	-8.11	54	35.8	27.36	16.31	33.58	270	87	A	V
													V
													V
Remark	1. No other spurious found. 2. All results are PASS against Peak and Average limit line.												



WIFI Ant. 2	Note	Frequency (MHz)	Level (dBμV/m)	Over Limit (dB)	Limit Line (dBμV/m)	Read Level (dBμV)	Antenna Factor (dB/m)	Path Loss (dB)	Preamp Factor (dB)	Ant Pos (cm)	Table Pos (deg)	Peak Avg. (P/A)	Pol. (H/V)		
802.11b CH 02 2417MHz		2389.94	52.57	-21.43	74	42.74	27.13	16.29	33.59	187	208	P	H		
		2389.94	43.99	-10.01	54	34.16	27.13	16.29	33.59	187	208	A	H		
	*	2417	112.7	-	-	102.81	27.18	16.3	33.59	187	208	P	H		
	*	2417	109.45	-	-	99.56	27.18	16.3	33.59	187	208	A	H		
													H		
														H	
			2388.82	52.62	-21.38	74	42.8	27.13	16.29	33.6	307	97	P	V	
			2389.94	43.14	-10.86	54	33.31	27.13	16.29	33.59	307	97	A	V	
		*	2417	112.3	-	-	102.41	27.18	16.3	33.59	307	97	P	V	
		*	2417	109.02	-	-	99.13	27.18	16.3	33.59	307	97	A	V	
														V	
														V	
802.11b CH 10 2457MHz	*	2457	113.15	-	-	103.11	27.31	16.31	33.58	161	206	P	H		
	*	2457	110.04	-	-	100	27.31	16.31	33.58	161	206	A	H		
			2485.37	59.34	-14.66	74	49.24	27.36	16.32	33.58	161	206	P	H	
			2486.42	47.36	-6.64	54	37.26	27.36	16.32	33.58	161	206	A	H	
														H	
														H	
		*	2457	112.45	-	-	102.41	27.31	16.31	33.58	300	98	P	V	
		*	2457	109.31	-	-	99.27	27.31	16.31	33.58	300	98	A	V	
				2485.02	58.64	-15.36	74	48.54	27.36	16.32	33.58	300	98	P	V
				2486.35	46.73	-7.27	54	36.63	27.36	16.32	33.58	300	98	A	V
														V	
														V	
Remark	1. No other spurious found. 2. All results are PASS against Peak and Average limit line.														



**2.4GHz 2400~2483.5MHz
WIFI 802.11b (Harmonic @ 3m)**

WIFI Ant. 2	Note	Frequency (MHz)	Level (dBμV/m)	Over Limit (dB)	Limit Line (dBμV/m)	Read Level (dBμV)	Antenna Factor (dB/m)	Path Loss (dB)	Preamp Factor (dB)	Ant Pos (cm)	Table Pos (deg)	Peak Avg. (P/A)	Pol. (H/V)	
802.11b CH 01 2412MHz		4824	45.06	-28.94	74	62.32	31.29	10.02	58.57	100	0	P	H	
													H	
													H	
													H	
			4824	50	-24	74	67.26	31.29	10.02	58.57	251	15	P	V
			4824	47.08	-6.92	54	64.34	31.29	10.02	58.57	251	15	A	V
														V
802.11b CH 06 2437MHz		4874	43.92	-30.08	74	61.1	31.38	9.99	58.55	100	0	P	H	
		7311	42.25	-31.75	74	53.03	36.28	11.77	58.83	100	0	P	H	
													H	
													H	
			4874	50.82	-23.18	74	68	31.38	9.99	58.55	212	87	P	V
			4874	47.72	-6.28	54	64.9	31.38	9.99	58.55	212	87	A	V
			7311	41.85	-32.15	74	52.63	36.28	11.77	58.83	100	0	P	V
802.11b CH 11 2462MHz		4924	43.63	-30.37	74	60.69	31.48	9.99	58.53	100	0	P	H	
		7386	40.65	-33.35	74	51.22	36.47	11.68	58.72	100	0	P	H	
													H	
													H	
			4924	51.31	-22.69	74	68.37	31.48	9.99	58.53	100	72	P	V
			4924	48.05	-5.95	54	65.11	31.48	9.99	58.53	100	72	A	V
			7386	40.29	-33.71	74	50.86	36.47	11.68	58.72	100	0	P	V
													V	
Remark	1. No other spurious found. 2. All results are PASS against Peak and Average limit line.													



2.4GHz 2400~2483.5MHz
WIFI 802.11g (Band Edge @ 3m)

WIFI Ant. 2	Note	Frequency (MHz)	Level (dBμV/m)	Over Limit (dB)	Limit Line (dBμV/m)	Read Level (dBμV)	Antenna Factor (dB/m)	Path Loss (dB)	Preamp Factor (dB)	Ant Pos (cm)	Table Pos (deg)	Peak Avg. (P/A)	Pol. (H/V)	
802.11g CH 01 2412MHz		2389.485	55.84	-18.16	74	46.02	27.13	16.29	33.6	112	207	P	H	
		2390	47.15	-6.85	54	37.32	27.13	16.29	33.59	112	207	A	H	
	*	2412	110.2	-	-	100.31	27.18	16.3	33.59	112	207	P	H	
	*	2412	101.52	-	-	91.63	27.18	16.3	33.59	112	207	A	H	
													H	
														H
			2388.96	58.32	-15.68	74	48.5	27.13	16.29	33.6	286	83	P	V
			2390	49.01	-4.99	54	39.18	27.13	16.29	33.59	286	83	A	V
	*		2412	110.71	-	-	100.82	27.18	16.3	33.59	286	83	P	V
	*		2412	102.29	-	-	92.4	27.18	16.3	33.59	286	83	A	V
														V
														V
802.11g CH 06 2437MHz		2390	57.89	-16.11	74	48.06	27.13	16.29	33.59	105	216	P	H	
		2390	46.53	-7.47	54	36.7	27.13	16.29	33.59	105	216	A	H	
	*	2437	112.75	-	-	102.76	27.27	16.31	33.59	105	216	P	H	
	*	2437	104.82	-	-	94.83	27.27	16.31	33.59	105	216	A	H	
			2485.28	60.69	-13.31	74	50.59	27.36	16.32	33.58	105	216	P	H
			2483.52	48.28	-5.72	54	38.19	27.36	16.31	33.58	105	216	A	H
			2389.52	57.77	-16.23	74	47.95	27.13	16.29	33.6	218	99	P	V
			2389.84	47	-7	54	37.17	27.13	16.29	33.59	218	99	A	V
	*		2437	113.21	-	-	103.22	27.27	16.31	33.59	218	99	P	V
	*		2437	104.64	-	-	94.65	27.27	16.31	33.59	218	99	A	V
			2484.56	60.09	-13.91	74	49.99	27.36	16.32	33.58	218	99	P	V
			2484	47.64	-6.36	54	37.55	27.36	16.31	33.58	218	99	A	V



802.11g CH 11 2462MHz	*	2462	110.45	-	-	100.41	27.31	16.31	33.58	181	208	P	H
	*	2462	101.89	-	-	91.85	27.31	16.31	33.58	181	208	A	H
		2484.3	63.32	-10.68	74	53.22	27.36	16.32	33.58	181	208	P	H
		2483.6	52.86	-1.14	54	42.77	27.36	16.31	33.58	181	208	A	H
													H
													H
	*	2462	109.76	-	-	99.72	27.31	16.31	33.58	299	84	P	V
	*	2462	101.1	-	-	91.06	27.31	16.31	33.58	299	84	A	V
		2483.9	62.97	-11.03	74	52.88	27.36	16.31	33.58	299	84	P	V
		2483.5	52.4	-1.6	54	42.31	27.36	16.31	33.58	299	84	A	V
													V
													V
Remark	1. No other spurious found. 2. All results are PASS against Peak and Average limit line.												



WIFI Ant. 2	Note	Frequency (MHz)	Level (dBμV/m)	Over Limit (dB)	Limit Line (dBμV/m)	Read Level (dBμV)	Antenna Factor (dB/m)	Path Loss (dB)	Preamp Factor (dB)	Ant Pos (cm)	Table Pos (deg)	Peak Avg. (P/A)	Pol. (H/V)	
802.11g CH 02 2417MHz		2389.92	61.71	-12.29	74	51.88	27.13	16.29	33.59	148	208	P	H	
		2390	50.17	-3.83	54	40.34	27.13	16.29	33.59	148	208	A	H	
	*	2417	111.17	-	-	101.28	27.18	16.3	33.59	148	208	P	H	
	*	2417	103.32	-	-	93.43	27.18	16.3	33.59	148	208	A	H	
													H	
														H
			2389.44	58.68	-15.32	74	48.86	27.13	16.29	33.6	307	105	P	V
			2390	48.47	-5.53	54	38.64	27.13	16.29	33.59	307	105	A	V
	*		2417	111.4	-	-	101.51	27.18	16.3	33.59	307	105	P	V
	*		2417	103.07	-	-	93.18	27.18	16.3	33.59	307	105	A	V
														V
														V
802.11g CH 10 2457MHz	*	2457	111.9	-	-	101.86	27.31	16.31	33.58	183	206	P	H	
	*	2457	102.99	-	-	92.95	27.31	16.31	33.58	183	206	A	H	
			2483.55	62.39	-11.61	74	52.3	27.36	16.31	33.58	183	206	P	H
			2483.55	52.36	-1.64	54	42.27	27.36	16.31	33.58	183	206	A	H
														H
														H
	*		2457	111.23	-	-	101.19	27.31	16.31	33.58	298	85	P	V
	*		2457	102.98	-	-	92.94	27.31	16.31	33.58	298	85	A	V
			2483.5	62.56	-11.44	74	52.47	27.36	16.31	33.58	298	85	P	V
			2483.5	52.13	-1.87	54	42.04	27.36	16.31	33.58	298	85	A	V
														V
														V
Remark	1. No other spurious found. 2. All results are PASS against Peak and Average limit line.													



2.4GHz 2400~2483.5MHz
WIFI 802.11g (Harmonic @ 3m)

WIFI Ant. 2	Note	Frequency (MHz)	Level (dBμV/m)	Over Limit (dB)	Limit Line (dBμV/m)	Read Level (dBμV)	Antenna Factor (dB/m)	Path Loss (dB)	Preamp Factor (dB)	Ant Pos (cm)	Table Pos (deg)	Peak Avg. (P/A)	Pol. (H/V)
802.11g CH 01 2412MHz		4824	38.05	-35.95	74	55.31	31.29	10.02	58.57	100	0	P	H
													H
													H
													H
		4824	38.66	-35.34	74	55.92	31.29	10.02	58.57	100	0	P	V
													V
													V
802.11g CH 06 2437MHz		4874	42.04	-31.96	74	59.22	31.38	9.99	58.55	100	0	P	H
		7311	42.36	-31.64	74	53.14	36.28	11.77	58.83	100	0	P	H
													H
													H
		4874	47.44	-26.56	74	64.62	31.38	9.99	58.55	100	0	P	V
		7311	43.49	-30.51	74	54.27	36.28	11.77	58.83	100	0	P	V
													V
802.11g CH 11 2462MHz		4924	38.21	-35.79	74	55.27	31.48	9.99	58.53	100	0	P	H
		7386	40.76	-33.24	74	51.33	36.47	11.68	58.72	100	0	P	H
													H
													H
		4924	41.24	-32.76	74	58.3	31.48	9.99	58.53	100	0	P	V
		7386	41.04	-32.96	74	51.61	36.47	11.68	58.72	100	0	P	V
													V
Remark	1. No other spurious found.												
	2. All results are PASS against Peak and Average limit line.												



**2.4GHz 2400~2483.5MHz
WIFI 802.11n HT20 (Band Edge @ 3m)**

WIFI Ant. 2	Note	Frequency (MHz)	Level (dBμV/m)	Over Limit (dB)	Limit Line (dBμV/m)	Read Level (dBμV)	Antenna Factor (dB/m)	Path Loss (dB)	Preamp Factor (dB)	Ant Pos (cm)	Table Pos (deg)	Peak Avg. (P/A)	Pol. (H/V)	
802.11n HT20 CH 01 2412MHz		2388.96	59.1	-14.9	74	49.28	27.13	16.29	33.6	161	212	P	H	
		2390	50.19	-3.81	54	40.36	27.13	16.29	33.59	161	212	A	H	
	*	2412	110.77	-	-	100.88	27.18	16.3	33.59	161	212	P	H	
	*	2412	102.85	-	-	92.96	27.18	16.3	33.59	161	212	A	H	
													H	
														H
			2389.8	56.85	-17.15	74	47.02	27.13	16.29	33.59	306	104	P	V
			2390	48.34	-5.66	54	38.51	27.13	16.29	33.59	306	104	A	V
		*	2412	110.12	-	-	100.23	27.18	16.3	33.59	306	104	P	V
		*	2412	101.4	-	-	91.51	27.18	16.3	33.59	306	104	A	V
													V	
													V	
802.11n HT20 CH 06 2437MHz		2389.36	57.64	-16.36	74	47.82	27.13	16.29	33.6	105	216	P	H	
		2390	46.93	-7.07	54	37.1	27.13	16.29	33.59	105	216	A	H	
	*	2437	112.4	-	-	102.46	27.22	16.31	33.59	105	216	P	H	
	*	2437	104.23	-	-	94.29	27.22	16.31	33.59	105	216	A	H	
			2484.08	61.05	-12.95	74	50.96	27.36	16.31	33.58	105	216	P	H
			2483.6	47.87	-6.13	54	37.78	27.36	16.31	33.58	105	216	A	H
			2390	58.54	-15.46	74	48.71	27.13	16.29	33.59	218	99	P	V
			2390	46.49	-7.51	54	36.66	27.13	16.29	33.59	218	99	A	V
		*	2437	111.86	-	-	101.87	27.27	16.31	33.59	218	99	P	V
		*	2437	104.25	-	-	94.26	27.27	16.31	33.59	218	99	A	V
		2483.52	61.11	-12.89	74	51.02	27.36	16.31	33.58	218	99	P	V	
		2483.52	47.21	-6.79	54	37.12	27.36	16.31	33.58	218	99	A	V	



802.11n HT20 CH 11 2462MHz	*	2462	109.52	-	-	99.48	27.31	16.31	33.58	148	206	P	H
	*	2462	101.38	-	-	91.34	27.31	16.31	33.58	148	206	A	H
		2484.05	63.86	-10.14	74	53.77	27.36	16.31	33.58	148	206	P	H
		2483.65	52.33	-1.67	54	42.24	27.36	16.31	33.58	148	206	A	H
													H
													H
	*	2462	109.05	-	-	99.01	27.31	16.31	33.58	300	83	P	V
	*	2462	100.51	-	-	90.47	27.31	16.31	33.58	300	83	A	V
		2483.55	62.28	-11.72	74	52.19	27.36	16.31	33.58	300	83	P	V
		2483.8	51.98	-2.02	54	41.89	27.36	16.31	33.58	300	83	A	V
													V
												V	
Remark	1. No other spurious found. 2. All results are PASS against Peak and Average limit line.												



WIFI Ant. 2	Note	Frequency (MHz)	Level (dBμV/m)	Over Limit (dB)	Limit Line (dBμV/m)	Read Level (dBμV)	Antenna Factor (dB/m)	Path Loss (dB)	Preamp Factor (dB)	Ant Pos (cm)	Table Pos (deg)	Peak Avg. (P/A)	Pol. (H/V)	
802.11n HT20 CH 02 2417MHz		2390	62.34	-11.66	74	52.51	27.13	16.29	33.59	135	211	P	H	
		2390	51.33	-2.67	54	41.5	27.13	16.29	33.59	135	211	A	H	
	*	2417	111.8	-	-	101.91	27.18	16.3	33.59	135	211	P	H	
	*	2417	103.07	-	-	93.18	27.18	16.3	33.59	135	211	A	H	
													H	
														H
			2389.44	61.43	-12.57	74	51.61	27.13	16.29	33.6	310	107	P	V
			2390	49.13	-4.87	54	39.3	27.13	16.29	33.59	310	107	A	V
		*	2417	110.36	-	-	100.47	27.18	16.3	33.59	310	107	P	V
		*	2417	102.6	-	-	92.71	27.18	16.3	33.59	310	107	A	V
													V	
													V	
802.11n HT20 CH 10 2457MHz	*	2457	110.86	-	-	100.82	27.31	16.31	33.58	153	205	P	H	
	*	2457	102.19	-	-	92.15	27.31	16.31	33.58	153	205	A	H	
		2483.5	63.1	-10.9	74	53.01	27.36	16.31	33.58	153	205	P	H	
		2483.5	51.87	-2.13	54	41.78	27.36	16.31	33.58	153	205	A	H	
													H	
														H
		*	2457	110.25	-	-	100.21	27.31	16.31	33.58	300	82	P	V
		*	2457	101.84	-	-	91.8	27.31	16.31	33.58	300	82	A	V
			2484.4	61.8	-12.2	74	51.7	27.36	16.32	33.58	300	82	P	V
			2483.5	50.82	-3.18	54	40.73	27.36	16.31	33.58	300	82	A	V
													V	
													V	
Remark	1. No other spurious found. 2. All results are PASS against Peak and Average limit line.													



2.4GHz 2400~2483.5MHz
WIFI 802.11n HT20 (Harmonic @ 3m)

WIFI Ant. 2	Note	Frequency (MHz)	Level (dBμV/m)	Over Limit (dB)	Limit Line (dBμV/m)	Read Level (dBμV)	Antenna Factor (dB/m)	Path Loss (dB)	Preamp Factor (dB)	Ant Pos (cm)	Table Pos (deg)	Peak Avg. (P/A)	Pol. (H/V)	
802.11n HT20 CH 01 2412MHz		4824	38.27	-35.73	74	55.53	31.29	10.02	58.57	100	0	P	H	
													H	
													H	
													H	
			4824	38.67	-35.33	74	55.93	31.29	10.02	58.57	100	0	P	V
														V
														V
802.11n HT20 CH 06 2437MHz		4874	39.43	-34.57	74	56.61	31.38	9.99	58.55	100	0	P	H	
													H	
			7311	40.64	-33.36	74	51.42	36.28	11.77	58.83	100	0	P	H
														H
			4874	51.76	-22.24	74	68.94	31.38	9.99	58.55	226	89	P	V
			4874	38.78	-15.22	54	55.96	31.38	9.99	58.55	226	89	A	V
			7311	40.51	-33.49	74	51.29	36.28	11.77	58.83	100	0	P	V
802.11n HT20 CH 11 2462MHz													V	
			4924	38.72	-35.28	74	55.78	31.48	9.99	58.53	100	0	P	H
			7386	41.24	-32.76	74	51.81	36.47	11.68	58.72	100	0	P	H
														H
														H
			4924	39.86	-34.14	74	56.92	31.48	9.99	58.53	100	0	P	V
			7386	40.74	-33.26	74	51.31	36.47	11.68	58.72	100	0	P	V
													V	
													V	
Remark	1. No other spurious found. 2. All results are PASS against Peak and Average limit line.													



**2.4GHz 2400~2483.5MHz
WIFI 802.11n HT40 (Band Edge @ 3m)**

WIFI Ant. 2	Note	Frequency (MHz)	Level (dBμV/m)	Over Limit (dB)	Limit Line (dBμV/m)	Read Level (dBμV)	Antenna Factor (dB/m)	Path Loss (dB)	Preamp Factor (dB)	Ant Pos (cm)	Table Pos (deg)	Peak Avg. (P/A)	Pol. (H/V)
802.11n HT40 CH 03 2422MHz		2389.8	60.22	-13.78	74	50.39	27.13	16.29	33.59	186	206	P	H
		2389.95	52.82	-1.18	54	42.99	27.13	16.29	33.59	186	206	A	H
	*	2422	107.78	-	-	97.85	27.22	16.3	33.59	186	206	P	H
	*	2422	99.85	-	-	89.92	27.22	16.3	33.59	186	206	A	H
		2484.48	59.35	-14.65	74	49.25	27.36	16.32	33.58	186	206	P	H
		2483.52	47.39	-6.61	54	37.3	27.36	16.31	33.58	186	206	A	H
		2389.8	59.58	-14.42	74	49.75	27.13	16.29	33.59	310	93	P	V
		2389.95	51.36	-2.64	54	41.53	27.13	16.29	33.59	310	93	A	V
	*	2422	106.87	-	-	96.94	27.22	16.3	33.59	310	93	P	V
	*	2422	99.28	-	-	89.35	27.22	16.3	33.59	310	93	A	V
802.11n HT40 CH 06 2437MHz		2389.8	57.17	-16.83	74	47.34	27.13	16.29	33.59	105	216	P	H
		2389.8	49.37	-4.63	54	39.54	27.13	16.29	33.59	105	216	A	H
	*	2437	107.5	-	-	97.51	27.27	16.31	33.59	105	216	P	H
	*	2437	100.09	-	-	90.1	27.27	16.31	33.59	105	216	A	H
		2483.52	59.59	-14.41	74	49.5	27.36	16.31	33.58	105	216	P	H
		2483.6	51.03	-2.97	54	40.94	27.36	16.31	33.58	105	216	A	H
		2389.8	56.87	-17.13	74	47.04	27.13	16.29	33.59	212	101	P	V
		2389.95	49.08	-4.92	54	39.25	27.13	16.29	33.59	212	101	A	V
	*	2437	107.55	-	-	97.56	27.27	16.31	33.59	212	101	P	V
	*	2437	100.06	-	-	90.07	27.27	16.31	33.59	212	101	A	V
	2483.92	60.06	-13.94	74	49.97	27.36	16.31	33.58	212	101	P	V	
	2483.68	50.96	-3.04	54	40.87	27.36	16.31	33.58	212	101	A	V	



802.11n HT40 CH 09 2452MHz		2389.65	54.27	-19.73	74	44.45	27.13	16.29	33.6	154	206	P	H
		2389.95	43.56	-10.44	54	33.73	27.13	16.29	33.59	154	206	A	H
	*	2452	104.74	-	-	94.74	27.27	16.31	33.58	154	206	P	H
	*	2452	97.13	-	-	87.13	27.27	16.31	33.58	154	206	A	H
		2484.32	61.56	-12.44	74	51.46	27.36	16.32	33.58	154	206	P	H
		2484.72	52.6	-1.4	54	42.5	27.36	16.32	33.58	154	206	A	H
		2389.2	53.39	-20.61	74	43.57	27.13	16.29	33.6	299	80	P	V
		2389.8	43.16	-10.84	54	33.33	27.13	16.29	33.59	299	80	A	V
	*	2452	104.23	-	-	94.23	27.27	16.31	33.58	299	80	P	V
	*	2452	96.11	-	-	86.11	27.27	16.31	33.58	299	80	A	V
		2483.6	60.21	-13.79	74	50.12	27.36	16.31	33.58	299	80	P	V
		2484.4	51.6	-2.4	54	41.5	27.36	16.32	33.58	299	80	A	V
Remark	1. No other spurious found. 2. All results are PASS against Peak and Average limit line.												



WIFI Ant. 2	Note	Frequency (MHz)	Level (dBμV/m)	Over Limit (dB)	Limit Line (dBμV/m)	Read Level (dBμV)	Antenna Factor (dB/m)	Path Loss (dB)	Preamp Factor (dB)	Ant Pos (cm)	Table Pos (deg)	Peak Avg. (P/A)	Pol. (H/V)
802.11n HT40 CH 04 2427MHz		2389.8	61.59	-12.41	74	51.76	27.13	16.29	33.59	156	207	P	H
		2389.8	52.33	-1.67	54	42.5	27.13	16.29	33.59	156	207	A	H
	*	2427	109.63	-	-	99.7	27.22	16.3	33.59	156	207	P	H
	*	2427	101.58	-	-	91.65	27.22	16.3	33.59	156	207	A	H
		2485.2	63.82	-10.18	74	53.72	27.36	16.32	33.58	156	207	P	H
		2483.52	52.5	-1.5	54	42.41	27.36	16.31	33.58	156	207	A	H
		2389.65	59.61	-14.39	74	49.79	27.13	16.29	33.6	274	81	P	V
		2389.95	51.22	-2.78	54	41.39	27.13	16.29	33.59	274	81	A	V
	*	2427	109.06	-	-	99.13	27.22	16.3	33.59	274	81	P	V
	*	2427	100.94	-	-	91.01	27.22	16.3	33.59	274	81	A	V
		2484.24	62.78	-11.22	74	52.68	27.36	16.32	33.58	274	81	P	V
		2483.6	51.56	-2.44	54	41.47	27.36	16.31	33.58	274	81	A	V
802.11n HT40 CH 08 2447MHz		2389.8	54.84	-19.16	74	45.01	27.13	16.29	33.59	121	209	P	H
		2389.65	45.1	-8.9	54	35.28	27.13	16.29	33.6	121	209	A	H
	*	2447	106.81	-	-	96.81	27.27	16.31	33.58	121	209	P	H
	*	2447	99.43	-	-	89.43	27.27	16.31	33.58	121	209	A	H
		2485.04	61.17	-12.83	74	51.07	27.36	16.32	33.58	121	209	P	H
		2483.92	51.28	-2.72	54	41.19	27.36	16.31	33.58	121	209	A	H
		2389.65	53.71	-20.29	74	43.89	27.13	16.29	33.6	299	80	P	V
		2389.95	43.52	-10.48	54	33.69	27.13	16.29	33.59	299	80	A	V
	*	2447	105.08	-	-	95.08	27.27	16.31	33.58	299	80	P	V
	*	2447	97.69	-	-	87.69	27.27	16.31	33.58	299	80	A	V
		2484.08	59.19	-14.81	74	49.1	27.36	16.31	33.58	299	80	P	V
		2483.52	49.89	-4.11	54	39.8	27.36	16.31	33.58	299	80	A	V



**2.4GHz 2400~2483.5MHz
WIFI 802.11n HT40 (Harmonic @ 3m)**

WIFI Ant. 2	Note	Frequency (MHz)	Level (dBμV/m)	Over Limit (dB)	Limit Line (dBμV/m)	Read Level (dBμV)	Antenna Factor (dB/m)	Path Loss (dB)	Preamp Factor (dB)	Ant Pos (cm)	Table Pos (deg)	Peak Avg. (P/A)	Pol. (H/V)
802.11n HT40 CH 03 2422MHz		4844	38.57	-35.43	74	55.8	31.32	10.01	58.56	100	0	P	H
		7266	41.83	-32.17	74	52.67	36.21	11.82	58.87	100	0	P	H
													H
													H
		4844	41.11	-32.89	74	58.34	31.32	10.01	58.56	100	0	P	V
		7266	42.04	-31.96	74	52.88	36.21	11.82	58.87	100	0	P	V
802.11n HT40 CH 06 2437MHz		4874	37.54	-36.46	74	54.72	31.38	9.99	58.55	100	0	P	H
		7311	40.62	-33.38	74	51.4	36.28	11.77	58.83	100	0	P	H
													H
													H
		4874	40.23	-33.77	74	57.41	31.38	9.99	58.55	100	0	P	V
		7311	40.03	-33.97	74	50.81	36.28	11.77	58.83	100	0	P	V
802.11n HT40 CH 09 2452MHz		4904	37.96	-36.04	74	55.06	31.44	9.99	58.53	100	0	P	H
		7356	40.95	-33.05	74	51.61	36.4	11.71	58.77	100	0	P	H
													H
													H
		4904	40.02	-33.98	74	57.12	31.44	9.99	58.53	100	0	P	V
		7356	40.83	-33.17	74	51.49	36.4	11.71	58.77	100	0	P	V
													V
													V
Remark	1. No other spurious found. 2. All results are PASS against Peak and Average limit line.												



Emission below 1GHz
2.4GHz WIFI 802.11g (LF)

WIFI	Note	Frequency	Level	Over	Limit	Read	Antenna	Path	Preamp	Ant	Table	Peak	Pol.	
Ant.				Limit	Line	Level	Factor	Loss	Factor	Pos	Pos	Avg.		
2		(MHz)	(dBμV/m)	(dB)	(dBμV/m)	(dBμV)	(dB/m)	(dB)	(dB)	(cm)	(deg)	(P/A)	(H/V)	
2.4GHz 802.11g LF		30	21.83	-18.17	40	29.31	24.17	0.85	32.5	-	-	P	H	
		118.56	18.13	-25.37	43.5	31.95	17.21	1.43	32.46	-	-	P	H	
		293.52	20.28	-25.72	46	31.38	18.95	2.32	32.37	-	-	P	H	
		425.3	24.66	-21.34	46	31.73	22.59	2.68	32.34	-	-	P	H	
		638.8	28.24	-17.76	46	31.15	26.3	3.25	32.46	-	-	P	H	
		953.1	33.54	-12.46	46	29.88	30.76	4.07	31.17	100	0	P	H	
														H
														H
														H
														H
														H
														H
			37.56	26.42	-13.58	40	37.82	20.26	0.83	32.49	-	-	P	V
			40.8	22.75	-17.25	40	35.73	18.68	0.83	32.49	-	-	P	V
			49.98	22.91	-17.09	40	40.3	14.07	1.03	32.49	-	-	P	V
			425.3	24.63	-21.37	46	31.7	22.59	2.68	32.34	-	-	P	V
			689.9	28.93	-17.07	46	31.65	26.35	3.4	32.47	-	-	P	V
			952.4	33.95	-12.05	46	30.35	30.71	4.07	31.18	100	0	P	V
														V
														V
													V	
													V	
													V	
													V	
Remark	1. No other spurious found. 2. All results are PASS against limit line.													