

## Appendix E. Setup Photographs

### <Conducted Emission>

Remote View





Rear View




<CDD Mode>

<For Sample 1>


<Radiated Emission>

Z Plane for Ant. 1 and MIMO Ant. 1+2

LF




HF




Y Plane for Ant. 2

LF




HF




<For Sample 2>

Z Plane for MIMO Ant. 1+2

LF



HF




<TXBF Mode>

<For Sample 1>

Z Plane for MIMO Ant. 1+2

LF



HF



————THE END————