


## Appendix E. Setup Photographs

### <Conducted Emission>

Remote View





Rear View



<CDD Mode>

<For Sample 1>


<Radiated Emission>

X plane for Ant. 1

LF



HF




## Y plane for Ant. 2

LF



HF




**Z plane for MIMO Ant. 1+2**

LF




HF




<For Sample 2>

Y plane for Ant. 1

LF



HF




<TXBF Mode>


<For Sample 1>

Y plane for MIMO Ant. 1+2

LF



HF



————THE END————