

PHOTOGRAPHS OF THE TEST CONFIGURATION

FOR RFID

CONDUCTED EMISSION TEST (TEST MODE B)



CONDUCTED EMISSION TEST (TEST MODE C)



CONDUCTED EMISSION TEST (TEST MODE D)




FOR BLUETOOTH
CONDUCTED EMISSION TEST (TEST MODE B)



CONDUCTED EMISSION TEST (TEST MODE C)



CONDUCTED EMISSION TEST (TEST MODE D)




CONDUCTED EMISSION TEST (TEST MODE E)





FOR RFID



RADIATED EMISSION TEST (TEST MODE A)




RADIATED EMISSION TEST (TEST MODE B)





RADIATED EMISSION TEST (TEST MODE C)




RADIATED EMISSION TEST (TEST MODE D)





FOR BLUETOOTH
RADIATED EMISSION TEST (TEST MODE A)





RADIATED EMISSION TEST (TEST MODE B)



RADIATED EMISSION TEST (TEST MODE C)



RADIATED EMISSION TEST (TEST MODE D)



RADIATED EMISSION TEST (TEST MODE E)

