


## Appendix D. Setup Photographs


### <Radiated Emission>

#### X Plane for Sample 1

LF




HF



Z Plane for Sample 2

LF



HF

