

PHOTOGRAPHS OF THE TEST CONFIGURATION


CONDUCTED EMISSION TEST (For WLAN 2.4GHz)




CONDUCTED EMISSION TEST
(For Bluetooth & WLAN 5.0GHz)




RADIATED EMISSION TEST (For WLAN 2.4GHz)



RADIATED EMISSION TEST (For Bluetooth & WLAN 5.0GHz)



(For PART 22 & 24)




(SAR Test Set Up Photos)

A. RIGHT HEAD POSITION:



CHEEK



TILT

B. LEFT HEAD POSITION:



CHEEK




TILT

C. HEAD IN FLAT PHANTOM



In accordance with KDB NO. 878710 requirement, test distance sets to 5.9cm.

HEAD IN FLAT PHANTOM



HEAD POSITION



EUT MOVE TO BODY FLAT PHANTOM


DESCRIPTION OF ANTENNA LOCATION:



DESCRIPTION OF ANTENNA LOCATION



SHEATH



TEST SET UP PHOTO

(For DFS)

