



FCC RADIO TEST REPORT

FCC ID : UZ7MC945B
Equipment : Mobile Computer
Brand Name : ZEBRA
Model Name : MC945B
Applicant : Zebra Technologies Corporation
1 Zebra Plaza, Holtsville, NY 11742
Manufacturer : Zebra Technologies Corporation
1 Zebra Plaza, Holtsville, NY 11742
Standard : FCC 47 CFR Part 2, 22(H), 24(E), 27D, Part 90(S)

The product was received on Nov. 08, 2023 and testing was performed from Nov. 20, 2023 to Jan. 22, 2024. We, Sporton International Inc. EMC & Wireless Communications Laboratory, would like to declare that the tested sample has been evaluated in accordance with the test procedures given in ANSI / TIA-603-E and has been in compliance with the applicable technical standards.

The test results in this report apply exclusively to the tested model / sample. Without written approval from Sporton International Inc. EMC & Wireless Communications Laboratory, the test report shall not be reproduced except in full.

Louis Wu

Approved by: Louis Wu

Sporton International Inc. EMC & Wireless Communications Laboratory

No. 52, Huaya 1st Rd., Guishan Dist., Taoyuan City 333, Taiwan (R.O.C.)



Table of Contents

History of this test report..... 3

Summary of Test Result..... 4

1 General Description 6

 1.1 Product Feature of Equipment Under Test..... 6

 1.2 Product Specification of Equipment Under Test..... 7

 1.3 Modification of EUT 9

 1.4 Testing Location 10

 1.5 Applicable Standards..... 10

2 Test Configuration of Equipment Under Test 11

 2.1 Test Mode..... 11

 2.2 Connection Diagram of Test System..... 13

 2.3 Support Unit used in test configuration and system 14

 2.4 Measurement Results Explanation Example..... 14

 2.5 Frequency List of Low/Middle/High Channels 15

3 Conducted Test Items 24

 3.1 Measuring Instruments 24

 3.2 Conducted Output Power and ERP/EIRP 25

 3.3 Peak-to-Average Ratio 26

 3.4 Occupied Bandwidth..... 27

 3.5 Conducted Band Edge 28

 3.6 Conducted Spurious Emission 31

 3.7 Frequency Stability 32

4 Radiated Test Items 33

 4.1 Measuring Instruments 33

 4.2 Radiated Spurious Emission Measurement 35

5 List of Measuring Equipment..... 36

6 Measurement Uncertainty 38

Appendix A. Test Results of Conducted Test

Appendix B. Test Results of Radiated Test

Appendix C. Test Setup Photographs



History of this test report

Report No.	Version	Description	Issue Date
FG3N2803C	01	Initial issue of report	Feb. 02, 2024



Summary of Test Result

Report Clause	Ref Std. Clause	Test Items	Result (PASS/FAIL)	Remark
3.2	§2.1046	Conducted Output Power	Reporting only	-
	§22.913 (a)(5) §90.635	Effective Radiated Power (n5) (n26)	Pass	
	§27.50 (c)(10)	Effective Radiated Power (n12) (n71)		
	§24.232 (c) §27.50 (h)(2)	Equivalent Isotropic Radiated Power (n2) (n7) (n38) (n41)		
	§27.50 (d)(4)	Equivalent Isotropic Radiated Power (n66)		
	§27.50 (j)(3)	Equivalent Isotropic Radiated Power (n77) (n78)		
	§27.50 (k)(3)	Equivalent Isotropic Radiated Power (n77) (n78)		
3.3	§24.232 (d) §27.50 (d)(5) §27.50 (j)(4) §27.50 (k)(4)	Peak-to-Average Ratio	Pass	-
3.4	§2.1049	Occupied Bandwidth	Reporting only	-
3.5	§2.1051 §22.917 (a) §24.238 (a) §27.53 (g) §27.53 (h)	Conducted Band Edge Measurement (n2) (n5) (n12) (n26) (n66) (n71)	Pass	-
	§2.1051 §27.53 (m)(4)	Conducted Band Edge Measurement (n7) (n38) (n41)		
	§2.1051 §27.53 (l)(2)	Conducted Band Edge Measurement (n77) (n78)		
	§2.1051 §27.53 (n)(2)	Conducted Band Edge Measurement (n77) (n78)		



Report Clause	Ref Std. Clause	Test Items	Result (PASS/FAIL)	Remark
3.6	§2.1051 §22.917 (a) §24.238 (a) §27.53 (g) §27.53 (h) §90.691	Conducted Spurious Emission (n2) (n5) (n12) (n26) (n66) (n71)	Pass	-
	§2.1051 §27.53 (m)(4)	Conducted Spurious Emission (n7) (n38) (n41)		
	§2.1051 §27.53 (l)(2)	Conducted Spurious Emission (n77) (n78)		
	§2.1051 §27.53 (n)(2)	Conducted Spurious Emission (n77)		
3.7	§2.1055 §22.355 §24.235 §27.54 §90.213	Frequency Stability Temperature & Voltage	Pass	-
4.2	§2.1053 §22.917 (a) §24.238 (a) §27.53 (g) §27.53 (h) §90.691	Radiated Spurious Emission (n2) (n5) (n12) (n26) (n66) (n71)	Pass	11.43 dB under the limit at 7774.00 MHz
	§2.1051 §27.53 (m)(4)	Radiated Spurious Emission (n7) (n38) (n41)		
	§2.1051 §27.53 (l)(2)	Radiated Spurious Emission (n77) (n78)		
	§2.1053 §27.53 (n)(2)	Radiated Spurious Emission (n77) (n78)		

Conformity Assessment Condition:

- The test results (PASS/FAIL) with all measurement uncertainty excluded are presented against the regulation limits or in accordance with the requirements stipulated by the applicant/manufacturer who shall bear all the risks of non-compliance that may potentially occur if measurement uncertainty is taken into account.
- The measurement uncertainty please refer to each test result in the section "Measurement Uncertainty".

Disclaimer:

The product specifications of the EUT presented in the test report that may affect the test assessments are declared by the manufacturer who shall take full responsibility for the authenticity.

Reviewed by: Keven Cheng

Report Producer: Clio Lo



1 General Description

1.1 Product Feature of Equipment Under Test

Product Feature	
Equipment	Mobile Computer
Brand Name	ZEBRA
Model Name	MC945B
FCC ID	UZ7MC945B
Sample 1	SE5800 + with Camera
Sample 2	SE4770 + without Camera
EUT supports Radios application	WCDMA/LTE/5G NR/GNSS/NFC WLAN 11a/b/g/n HT20/HT40 WLAN 11ac VHT20/VHT40/VHT80/VHT160 WLAN 11ax HE20/HE40/HE80/HE160 Bluetooth BR/EDR/LE
HW Version	DV2
SW Version	13-10-31.00-TN-U00-PRD-NEM-04
MFD	10NOV23
DUT Stage	Identical Prototype

Remark: The above EUT's information was declared by manufacturer.

Specification of Accessories				
Adapter USB Wall Charger	Brand Name	Zebra	Part Number	PWR-WUA5V12W0US
Battery 1 Standard Battery (7000mAh)	Brand Name	Zebra	Model Number	BT-000370
Battery 2 Standard Battery (7000mAh)	Brand Name	Zebra	Model Number	BT-000370B
Earphone USB-C Audio Headset	Brand Name	Zebra	Part Number	HDST-USBC-PTT1-01
USB Cable (Type C to Type A)	Brand Name	Zebra	Part Number	CBL-TC2X-USBC-01
Holster	Brand Name	Zebra	Part Number	SG-MC9X-SHLSTG-01
USB Cable (CUP)	Brand Name	Zebra	Part Number	CBL-MC93-USBCHG-01



1.2 Product Specification of Equipment Under Test

Product Specification is subject to this standard	
Tx Frequency	5G NR n2: 1852.5 MHz ~ 1907.5 MHz 5G NR n5: 826.5 MHz ~ 846.5 MHz 5G NR n7: 2502.5 MHz ~ 2567.5 MHz 5G NR n12: 701.5 MHz ~ 713.5 MHz 5G NR n26: 826.5 MHz ~ 846.5 MHz (Part22H) 5G NR n26: 816.5 MHz ~ 821.5 MHz (Part90S) 5G NR n38: 2575 MHz ~ 2615 MHz 5G NR n41: 2501.01 MHz ~ 2685.00 MHz 5G NR n66: 1712.5 MHz ~ 1777.5 MHz 5G NR n71: 665.5 MHz ~ 695.5 MHz 5G NR n77: 3710.01 MHz ~ 3969.99 MHz (Part27O) 5G NR n77: 3460.02 MHz ~ 3540.00 MHz (Part27Q) 5G NR n78: 3710.01 MHz ~ 3789.99 MHz (Part27O) 5G NR n78: 3460.02 MHz ~ 3540.00 MHz (Part27Q)
Rx Frequency	5G NR n2: 1932.5 MHz ~ 1987.5 MHz 5G NR n5: 871.5 MHz ~ 891.5 MHz 5G NR n7: 2622.5 MHz ~ 2687.5 MHz 5G NR n12: 731.5 MHz ~ 743.5 MHz 5G NR n26: 861.5 MHz ~ 891.5 MHz (Part22H) 5G NR n26: 861.5 MHz ~ 866.5 MHz (Part90S) 5G NR n38: 2575 MHz ~ 2615 MHz 5G NR n41: 2501.01 MHz ~ 2685.00 MHz 5G NR n66: 2112.5 MHz ~ 2197.5 MHz 5G NR n71: 619.5 MHz ~ 649.5 MHz 5G NR n77: 3710.01 MHz ~ 3969.99 MHz (Part27O) 5G NR n77: 3460.02 MHz ~ 3540.00 MHz (Part27Q) 5G NR n78: 3710.01 MHz ~ 3789.99 MHz (Part27O) 5G NR n78: 3460.02 MHz ~ 3540.00 MHz (Part27Q)
Bandwidth	5G NR n2: 5MHz / 10MHz / 15MHz / 20MHz 5G NR n5: 5MHz / 10MHz / 15MHz / 20MHz 5G NR n7: 5MHz / 10MHz / 15MHz / 20MHz 5G NR n12: 5MHz / 10MHz / 15MHz 5G NR n26: 5MHz / 10MHz / 15MHz / 20MHz 5G NR n38: 20MHz / 30MHz / 40MHz 5G NR n41: 20MHz / 30MHz / 40MHz / 50MHz / 60MHz / 70MHz / 80MHz / 90MHz / 100MHz 5G NR n66: 5MHz / 10MHz / 15MHz / 20MHz / 30MHz / 40MHz 5G NR n71: 5MHz / 10MHz / 15MHz / 20MHz 5G NR n77: 20MHz / 30MHz / 40MHz / 50MHz / 60MHz / 70MHz / 80MHz / 90MHz / 100MHz 5G NR n78: 20MHz / 30MHz / 40MHz / 50MHz / 60MHz / 70MHz / 80MHz / 90MHz / 100MHz



Product Specification is subject to this standard	
Maximum Output Power to Antenna	<p><SISO Mode> 5G NR n2 : 25.00 dBm 5G NR n5 : 24.31 dBm 5G NR n7 : 24.96 dBm 5G NR n12 : 24.51 dBm 5G NR n26 : 24.50 dBm (Part22H) 5G NR n26 : 24.62 dBm (Part90S) 5G NR n38 : 24.79 dBm 5G NR n41 : 26.99 dBm for HPUE 5G NR n66 : 24.99 dBm 5G NR n71 : 24.79 dBm 5G NR n77 : 27.00 dBm for HPUE (Part27O) 5G NR n77 : 26.82 dBm for HPUE (Part27Q) 5G NR n78 : 26.96 dBm for HPUE (Part27O) 5G NR n78 : 26.62 dBm for HPUE (Part27Q)</p> <p><MIMO Mode> 5G NR n77 : 25.49 dBm (Part27O) 5G NR n77 : 25.41 dBm (Part27Q) 5G NR n78 : 25.75 dBm (Part27O) 5G NR n78 : 25.40 dBm (Part27Q)</p>
Antenna Type / Antenna Gain	<p><Ant. 1>: PIFA Antenna 5G NR n2: -1.37 dBi 5G NR n5: -1.57 dBi 5G NR n12: -8.34 dBi 5G NR n26: -0.99 dBi 5G NR n66: 0.24 dBi 5G NR n71: -8.32 dBi</p> <p><Ant. 2>: PIFA Antenna 5G NR n41: 2.01 dBi</p> <p><Ant. 3>: Coupling Antenna 5G NR n41: 1.19 dBi 5G NR n77: 0.75 dBi 5G NR n78: 0.75 dBi</p> <p><Ant. 4>: Coupling Antenna 5G NR n41: 1.96 dBi 5G NR n77: 0.92 dBi 5G NR n78: 0.92 dBi</p> <p><Ant. 5>: Coupling Antenna 5G NR n7: -0.07 dBi 5G NR n38: 0.65 dBi 5G NR n41: 1.22 dBi</p> <p><Ant. 8>: PIFA Antenna 5G NR n77: 1.31 dBi 5G NR n78: 1.08 dBi</p> <p><Ant. 9>: PIFA Antenna 5G NR n77: 0.90 dBi 5G NR n78: 0.90 dBi</p>
Type of Modulation	PI/2 BPSK / QPSK / 16QAM / 64QAM / 256QAM



Support band and evaluated information	
Supported band	n2, n5, n7, n12,n26, n38, n41, n66, n71 ,n77, n78
Evaluated and Tested band	n2, n5, n7, n12,n26, n38, n41, n66, n71 ,n77, n78

FDD/TDD band Power Class		
	PC3	PC2
N2	√	
N5	√	
N7	√	
N12	√	
N26	√	
N38	√	
N41	√	√
N66	√	
N71	√	
N77	√	√
N78	√	√

Remark: The above EUT's information was declared by manufacturer. Please refer to Disclaimer in report summary.

1.3 Modification of EUT

No modifications made to the EUT during the testing.



1.4 Testing Location

Test Site	Sporton International Inc. EMC & Wireless Communications Laboratory
Test Site Location	No.52, Huaya 1st Rd., Guishan Dist., Taoyuan City 333, Taiwan (R.O.C.) TEL: +886-3-327-3456 FAX: +886-3-328-4978
Test Site No.	Sporton Site No.
	TH03-HY
Test Engineer	Hank Chen
Temperature (°C)	22.3~27.6
Relative Humidity (%)	49.2~58.4

Test Site	Sporton International Inc. Wensan Laboratory
Test Site Location	No.58, Aly. 75, Ln. 564, Wenhua 3rd, Rd., Guishan Dist., Taoyuan City 333010, Taiwan (R.O.C.) TEL: +886-3-327-0868 FAX: +886-3-327-0855
Test Site No.	Sporton Site No.
	03CH11-HY (TAF Code: 3786)
Test Engineer	Yuan Lee, Fu Chen, Sam Chau and Troye Hsieh
Temperature (°C)	19.1~21.1
Relative Humidity (%)	52.7~66.7
Remark	The Radiated Spurious Emission test item subcontracted to Sporton International Inc. Wensan Laboratory.

Note: The test site complies with ANSI C63.4 2014 requirement.

FCC Designation No.: TW1190 and TW3786

1.5 Applicable Standards

According to the specifications declared by the manufacturer, the EUT must comply with the requirements of the following standards:

- ♦ ANSI C63.26-2015
- ♦ ANSI / TIA-603-E
- ♦ FCC 47 CFR Part 2, 22(H), 24(E), 27D, Part 90(S)
- ♦ FCC KDB 971168 D01 Power Meas. License Digital Systems v03r01
- ♦ FCC KDB 412172 D01 Determining ERP and EIRP v01r01
- ♦ FCC KDB 414788 D01 Radiated Test Site v01r01.

Remark:

1. All the test items were validated and recorded in accordance with the standards without any modification during the testing.
2. This EUT has also been tested and complied with the requirements of FCC Part 15, Subpart B, recorded in a separate test report.
3. The TAF code is not including all the FCC KDB listed without accreditation.



2 Test Configuration of Equipment Under Test

2.1 Test Mode

Antenna port conducted and radiated test items listed below are performed according to KDB 971168 D01 Power Meas. License Digital Systems v03r01 with maximum output power.

For radiated measurement, the measured emission level of the EUT was maximized by rotating the EUT on a turntable, adjusting the orientation of the EUT and EUT antenna in three orthogonal axis (X: flat, Y: portrait, Z: landscape) and accessory (Adapter or Earphone), and adjusting the measurement antenna orientation, following C63.26 exploratory test procedures and only the worst case emissions were reported in this report..



Modulation Type	Modulation	Modulation Type	Modulation
A	DFT-s-OFDM pi/2 BPSK	N/A	N/A
B	DFT-s-OFDM QPSK	F	CP-OFDM QPSK
C	DFT-s-OFDM 16QAM	G	CP-OFDM 16QAM
D	DFT-s-OFDM 64QAM	H	CP-OFDM 64QAM
E	DFT-s-OFDM 256QAM	I	CP-OFDM 256QAM

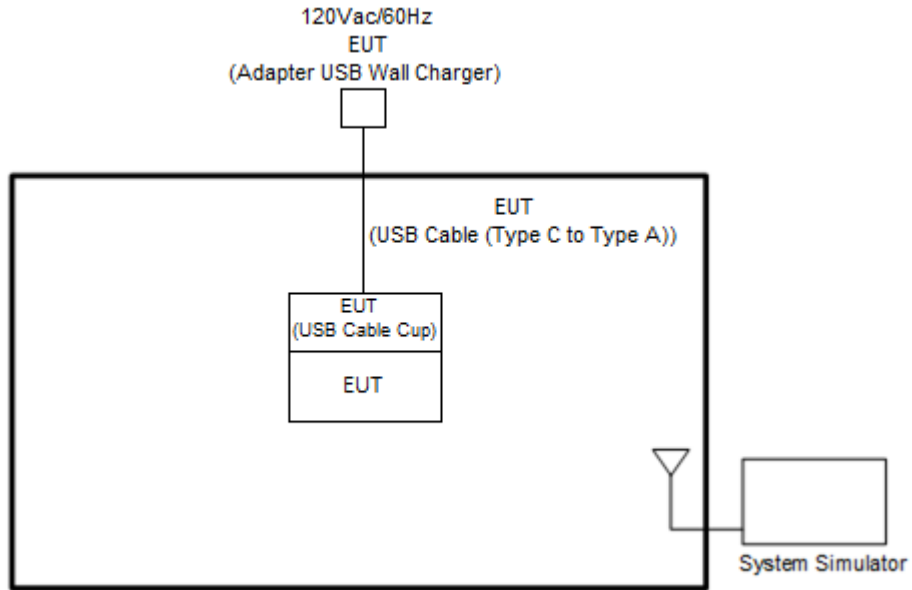
Test Item	Modulation Type	Bandwidth	RB Size	Channel
Conducted Power	A, B, C, D, E	All	1, Half, Full	L, M, H
EIRP	A, B, C, D, E	All	1, Half, Full	L, M, H
PAR	A, B, C, D, E	20 MHz or less	Outer_Full	M
Bandwidth	A, F, G, H, I	All	Outer_Full	M
CBE, Mask (Part 90)	A, B, C, D, E, F	All	Outer_1RB Outer_Full	L, H
CSE	B	Minimum	Inner_1RB	L, M, H
Frequency Stability	A	20 MHz or less	Outer_Full	M
RSE	A	Maximum or less	Inner_1RB	L, M, H

Remark:

1. Evaluated all the transmitter signal and reporting worst-case configuration among all modulation types.
2. The device is investigated from 30MHz to 10 times of fundamental signal for radiated spurious emission test under different RB size/offset and modulations in exploratory test. Subsequently, only the worst-case emissions are reported.
3. All the radiated test cases were performed with Battery 1 Standard Battery (7000mAh) and Sample 1.
4. One representative bandwidth is selected to perform frequency stability.
5. Device 5G NR support SA &NSA Mode, are verified and the worst case is SA mode. Therefore, the report only performed SA test results.
6. For 5G NR N41 support Antenna 5 (Main Ant.) and Antenna 2&3&4 (SRS Ant.). Radiated Spurious Emission is full test. Conducted test items are verified and the worst case is Antenna 5. Therefore, the report only performed Antenna 5 test results.
7. For 5G NR N77/78 support SISO Mode Antenna 8 (Main Ant.) and Antenna 3&4&9 (SRS Ant.), MIMO Mode Antenna 8+9 (Main Ant.) and Antenna 8+4&9+3 (SRS Ant.);Radiated Spurious Emission is full test. Conducted test items are verified and the worst case is Antenna 8& Antenna 8+9 Therefore, the report only performed Antenna 8&9 test results.

2.2 Connection Diagram of Test System

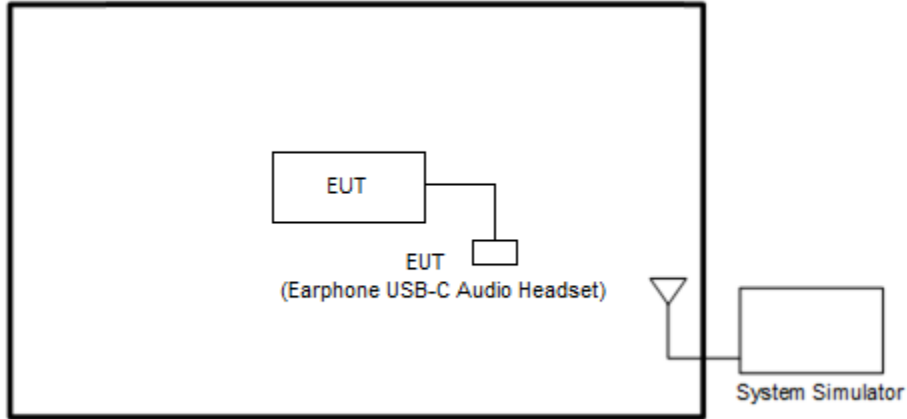
<EUT with Adapter>



<EUT Standalone>



<EUT with Earphone >



2.3 Support Unit used in test configuration and system

Item	Equipment	Brand Name	Model No.	FCC ID	Data Cable	Power Cord
1.	System Simulator	Anritsu	MT8820C	N/A	N/A	Unshielded, 1.8 m
2.	System Simulator	Anritsu	MT8821C	N/A	N/A	Unshielded, 1.8 m
3.	5G Wireless Test Platform	Anritsu	MT8000A	N/A	N/A	Unshielded, 1.8 m

2.4 Measurement Results Explanation Example

For all conducted test items:

The offset level is set in the spectrum analyzer to compensate the RF cable loss and attenuator factor between EUT conducted output port and spectrum analyzer. With the offset compensation, the spectrum analyzer reading level is exactly the EUT RF output level.

The spectrum analyzer offset is derived from RF cable loss and attenuator factor.

Offset = RF cable loss + attenuator factor.

Following shows an offset computation example with cable loss 4.2 dB and 10dB attenuator.

Example :

$$\begin{aligned}
 \text{Offset(dB)} &= \text{RF cable loss(dB)} + \text{attenuator factor(dB)}. \\
 &= 4.2 + 10 = 14.2 \text{ (dB)}
 \end{aligned}$$



2.5 Frequency List of Low/Middle/High Channels

5G NR n2 Channel and Frequency List				
BW [MHz]	Channel/Frequency(MHz)	Lowest	Middle	Highest
20	Channel	372000	376000	380000
	Frequency	1860	1880	1900
15	Channel	371500	376000	380500
	Frequency	1857.5	1880	1902.5
10	Channel	371000	376000	381000
	Frequency	1855	1880	1905
5	Channel	370500	376000	381500
	Frequency	1852.5	1880	1907.5

5G NR n5 Channel and Frequency List				
BW [MHz]	Channel/Frequency(MHz)	Lowest	Middle	Highest
20	Channel	166800	167300	167800
	Frequency	834	836.5	839
15	Channel	166300	167300	168300
	Frequency	831.5	836.5	841.5
10	Channel	165800	167300	168800
	Frequency	829	836.5	844
5	Channel	165300	167300	169300
	Frequency	826.5	836.5	846.5



5G NR n7 Channel and Frequency List				
BW [MHz]	Channel/Frequency(MHz)	Lowest	Middle	Highest
40	Channel	504000	507000	510000
	Frequency	2520	2535	2550
30	Channel	503000	507000	511000
	Frequency	2515	2535	2555
25	Channel	502500	507000	511500
	Frequency	2512.5	2535	2557.5
20	Channel	502000	507000	512000
	Frequency	2510	2535	2560
15	Channel	501500	507000	512500
	Frequency	2507.5	2535	2562.5
10	Channel	501000	507000	513000
	Frequency	2505	2535	2565
5	Channel	500500	507000	513500
	Frequency	2502.5	2535	2567.5

5G NR n12 Channel and Frequency List				
BW [MHz]	Channel/Frequency(MHz)	Lowest	Middle	Highest
15	Channel	141300	141500	141700
	Frequency	706.5	707.5	708.5
10	Channel	140800	141500	142200
	Frequency	704	707.5	711
5	Channel	140300	141500	142700
	Frequency	701.5	707.5	713.5



5G NR n26 Channel and Frequency List (Part22H)				
BW [MHz]	Channel/Frequency(MHz)	Lowest	Middle	Highest
20	Channel	166800	167300	167800
	Frequency	834	836.5	839
15	Channel	166300	167300	168300
	Frequency	831.5	836.5	841.5
10	Channel	165800	167300	168800
	Frequency	829	836.5	844
5	Channel	165300	167300	169300
	Frequency	826.5	836.5	846.5

5G NR n26 Channel and Frequency List (Part90S)				
BW [MHz]	Channel/Frequency(MHz)	Lowest	Middle	Highest
10	Channel	-	163800	-
	Frequency	-	819	-
5	Channel	163300	163800	164300
	Frequency	816.5	819	821.5

5G NR n26 Straddle Channel and Frequency List (Part 90S)				
BW [MHz]	Channel/Frequency(MHz)	Lowest	Middle	Highest
20	Channel	-	164800	-
	Frequency	-	824	-
15	Channel	-	164800	-
	Frequency	-	824	-
10	Channel	-	164800	-
	Frequency	-	824	-
5	Channel	-	164800	-
	Frequency	-	824	-



5G NR n38 Channel and Frequency List				
BW [MHz]	Channel/Frequency(MHz)	Lowest	Middle	Highest
40	Channel	518000	519000	520000
	Frequency	2590	2595	2600
30	Channel	517000	519000	521000
	Frequency	2585	2595	2605
20	Channel	516000	519000	522000
	Frequency	2580	2595	2610
15	Channel	515500	519000	522500
	Frequency	2577.5	2595	2612.5
10	Channel	515000	519000	523000
	Frequency	2575	2595	2615

5G NR n41 Channel and Frequency List				
BW [MHz]	Channel/Frequency(MHz)	Lowest	Middle	Highest
100	Channel	509202	518598	528000
	Frequency	2546.01	2592.99	2640
90	Channel	508200	518598	528996
	Frequency	2541	2592.99	2644.98
80	Channel	507204	518598	529998
	Frequency	2536.02	2592.99	2649.99
60	Channel	505200	518598	531996
	Frequency	2526	2592.99	2659.98
50	Channel	504204	518598	532998
	Frequency	2521.02	2592.99	2664.99
40	Channel	503202	518598	534000
	Frequency	2516.01	2592.99	2670
30	Channel	502200	518598	534996
	Frequency	2511	2592.99	2674.98
20	Channel	501204	518598	535998
	Frequency	2506.02	2592.99	2679.99



5G NR n66 Channel and Frequency List				
BW [MHz]	Channel/Frequency(MHz)	Lowest	Middle	Highest
40	Channel	346000	349000	352000
	Frequency	1730	1745	1760
30	Channel	345000	349000	353000
	Frequency	1725	1745	1765
20	Channel	344000	349000	354000
	Frequency	1720	1745	1770
15	Channel	343500	349000	354500
	Frequency	1717.5	1745	1772.5
10	Channel	343000	349000	355000
	Frequency	1715	1745	1775
5	Channel	342500	349000	355500
	Frequency	1712.5	1745	1777.5

5G NR n71 Channel and Frequency List				
BW [MHz]	Channel/Frequency(MHz)	Lowest	Middle	Highest
20	Channel	134600	136100	137600
	Frequency	673	680.5	688
15	Channel	134100	136100	138100
	Frequency	670.5	680.5	690.5
10	Channel	133600	136100	138600
	Frequency	668	680.5	693
5	Channel	133100	136100	139100
	Frequency	665.5	680.5	695.5



5G NR Band n77 (Part270) Channel and Frequency List				
BW [MHz]	Channel/Frequency(MHz)	Lowest	Middle	Highest
100	Channel	650000	656000	662000
	Frequency	3750	3840	3930
90	Channel	649668	656000	662332
	Frequency	3745.02	3840	3934.98
80	Channel	649334	656000	662666
	Frequency	3740.01	3840	3939.99
70	Channel	649000	656000	663000
	Frequency	3735	3840	3945
60	Channel	648668	656000	663332
	Frequency	3730.02	3840	3949.98
50	Channel	648334	656000	663666
	Frequency	3725.01	3840	3954.99
40	Channel	648000	656000	664000
	Frequency	3720	3840	3960
30	Channel	647668	656000	664332
	Frequency	3715.02	3840	3965
20	Channel	647334	656000	664666
	Frequency	3710.01	3840	3969.99
15	Channel	647168	656000	664832
	Frequency	3707.52	3840	3972.48
10	Channel	647000	656000	665000
	Frequency	3705	3840	3975



5G NR n78 (Part27O) Channel and Frequency List				
BW [MHz]	Channel/Frequency(MHz)	Lowest	Middle	Highest
100	Channel	-	650000	-
	Frequency	-	3750	-
90	Channel	649668	650000	650332
	Frequency	3745.02	3750	3754.98
80	Channel	649334	650000	650666
	Frequency	3740.01	3750	3759.99
70	Channel	649000	650000	651000
	Frequency	3735	6750	3765
60	Channel	648668	650000	651332
	Frequency	3730.02	3750	3769.98
50	Channel	648334	650000	651666
	Frequency	3725.01	3750	3774.99
40	Channel	648000	650000	652000
	Frequency	3720	3750	3780
30	Channel	647668	650000	652332
	Frequency	3715.02	3750	3784.98
20	Channel	647334	650000	652666
	Frequency	3710.01	3750	3789.99
15	Channel	647168	650000	652832
	Frequency	3707.52	3750	3792.48
10	Channel	647000	650000	653000
	Frequency	3705	3750	3795



5G NR Band n77 (Part27Q) Channel and Frequency List				
BW [MHz]	Channel/Frequency(MHz)	Lowest	Middle	Highest
100	Channel	-	633334	-
	Frequency	-	3500.01	-
90	Channel	633000	633334	633666
	Frequency	3495	3500.01	3504.99
80	Channel	632668	633334	634000
	Frequency	3490.02	3500.01	3510
70	Channel	632334	633334	634332
	Frequency	3485.01	3500.01	3514.98
60	Channel	632000	633334	634666
	Frequency	3480	3500.01	3519.99
50	Channel	631668	633334	635000
	Frequency	3475.02	3500.01	3525
40	Channel	631334	633334	635332
	Frequency	3470.01	3500.01	3529.98
30	Channel	631000	633334	635666
	Frequency	3465	3500.01	3534.99
20	Channel	630668	633334	636000
	Frequency	3460.02	3500.01	3540
15	Channel	630500	633334	636166
	Frequency	3457.5	3500.01	3542.49
10	Channel	630334	633334	636332
	Frequency	3455.01	3500.01	3544.98



5G NR n78 (Part27Q) Channel and Frequency List				
BW [MHz]	Channel/Frequency(MHz)	Lowest	Middle	Highest
100	Channel	-	633334	-
	Frequency	-	3500.01	-
90	Channel	633000	633334	633666
	Frequency	3495	3500.01	3504.99
80	Channel	632668	633334	634000
	Frequency	3490.02	3500.01	3510
70	Channel	632334	633334	634332
	Frequency	3485.01	3500.01	3514.98
60	Channel	632000	633334	634666
	Frequency	3480	3500.01	3519.99
50	Channel	631668	633334	635000
	Frequency	3475.02	3500.01	3525
40	Channel	631334	633334	635332
	Frequency	3470.01	3500.01	3529.98
30	Channel	631000	633334	635666
	Frequency	3465	3500.01	3534.99
20	Channel	630668	633334	636000
	Frequency	3460.02	3500.01	3540
15	Channel	630500	633334	636166
	Frequency	3457.5	3500.01	3542.49
10	Channel	630334	633334	636332
	Frequency	3455.01	3500.01	3544.98

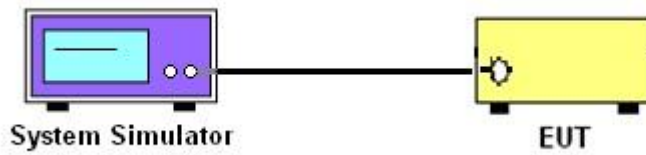
3 Conducted Test Items

3.1 Measuring Instruments

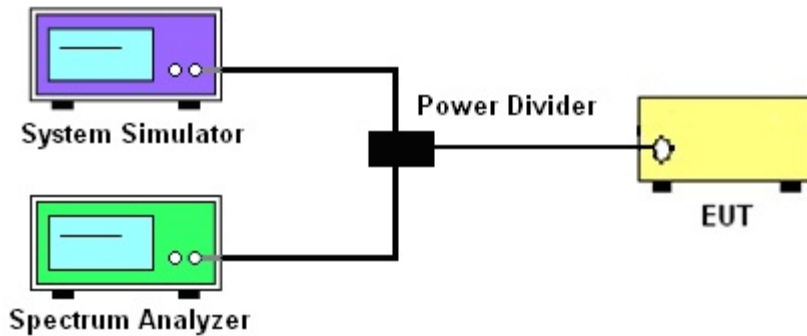
See list of measuring instruments of this test report.

3.1.1 Test Setup

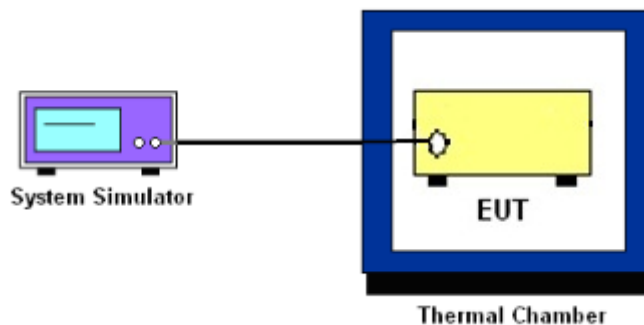
3.1.2 Conducted Output Power



3.1.3 Peak-to-Average Ratio, Occupied Bandwidth ,Conducted Band-Edge and Conducted Spurious Emission



3.1.4 Frequency Stability



3.1.5 Test Result of Conducted Test

Please refer to Appendix A.



3.2 Conducted Output Power and ERP/EIRP

3.2.1 Description of the Conducted Output Power Measurement and ERP/EIRP Measurement

A system simulator was used to establish communication with the EUT. Its parameters were set to force the EUT transmitting at maximum output power. The measured power in the radio frequency on the transmitter output terminals shall be reported.

The ERP of mobile transmitters must not exceed 7 Watts for 5G NR n5, n26 (Part 22H)

The power of mobile transmitters must not exceed 100 Watts for 5G NR n26 (Part 90S)

The ERP of mobile transmitters must not exceed 3 Watts for 5G NR n12, n71

The EIRP of mobile transmitters must not exceed 2 Watts for 5G NR n2, n7, n38, n41

The EIRP of mobile transmitters must not exceed 1 Watts for 5G NR n66, n77, n78

According to KDB 412172 D01 Power Approach,

$EIRP = P_T + G_T - L_C$, $ERP = EIRP - 2.15$, where

P_T = transmitter output power in dBm

G_T = gain of the transmitting antenna in dBi

L_C = signal attenuation in the connecting cable between the transmitter and antenna in dB

3.2.2 Test Procedures

1. The transmitter output port was connected to the system simulator.
2. Set EUT at maximum power through the system simulator.
3. Select lowest, middle, and highest channels for each band and different modulation.
4. Measure and record the power level from the system simulator.
5. The MIMO mode is completely uncorrelated, so the directional gain is selected the maximum gain among all antennas.



3.3 Peak-to-Average Ratio

3.3.1 Description of the PAR Measurement

Power Complementary Cumulative Distribution Function (CCDF) curves provide a means for characterizing the power peaks of a digitally modulated signal on a statistical basis. A CCDF curve depicts the probability of the peak signal amplitude exceeding the average power level. Most contemporary measurement instrumentation include the capability to produce CCDF curves for an input signal provided that the instrument's resolution bandwidth can be set wide enough to accommodate the entire input signal bandwidth. In measuring transmissions in this band using an average power technique, the peak-to-average ratio (PAR) of the transmission may not exceed 13 dB.

3.3.2 Test Procedures

The testing follows ANSI C63.26-2015 Section 5.2.6

1. The EUT was connected to spectrum and system simulator via a power divider.
2. Set the CCDF (Complementary Cumulative Distribution Function) option in spectrum analyzer.
3. The highest RF powers were measured and recorded the maximum PAPR level associated with a probability of 0.1 %.
4. Record the deviation as Peak to Average Ratio.



3.4 Occupied Bandwidth

3.4.1 Description of Occupied Bandwidth Measurement

The occupied bandwidth is the width of a frequency band such that, below the lower and above the upper frequency limits, the mean powers emitted are each equal to a specified percentage 0.5% of the total mean transmitted power.

The 26 dB emission bandwidth is defined as the frequency range between two points, one above and one below the carrier frequency, at which the spectral density of the emission is attenuated 26 dB below the maximum in-band spectral density of the modulated signal. Spectral density (power per unit bandwidth) is to be measured with a detector of resolution bandwidth equal to approximately 1.0% of the emission bandwidth.

3.4.2 Test Procedures

The testing follows ANSI C63.26-2015 Section 5.4.3 (26dB) and Section 5.4.4 (99OB)

1. The EUT was connected to spectrum analyzer and system simulator via a power divider.
2. The spectrum analyzer center frequency is set to the nominal EUT channel center frequency. The span range for the spectrum analyzer shall be between two and five times the anticipated OBW.
3. The nominal resolution bandwidth (RBW) shall be in the range of 1 to 5 % of the anticipated OBW, and the VBW shall be at least 3 times the RBW.
4. Set the detection mode to peak, and the trace mode to max hold.
5. Determine the reference value: Set the EUT to transmit a modulated signal. Allow the trace to stabilize. Set the spectrum analyzer marker to the highest level of the displayed trace.
(this is the reference value)
6. Determine the “-26 dB down amplitude” as equal to (Reference Value – X).
7. Place two markers, one at the lowest and the other at the highest frequency of the envelope of the spectral display such that each marker is at or slightly below the “-X dB down amplitude” determined in step 6. If a marker is below this “-X dB down amplitude” value it shall be placed as close as possible to this value. The OBW is the positive frequency difference between the two markers.
8. Use the 99 % power bandwidth function of the spectrum analyzer and report the measured bandwidth.



3.5 Conducted Band Edge

3.5.1 Description of Conducted Band Edge Measurement

22.917(a)

For operations in the 824 – 849 MHz band, the FCC limit is $43 + 10\log_{10}(P[\text{Watts}])$ dB below the transmitter power $P(\text{Watts})$ in a 100kHz bandwidth. However, in the 1MHz bands immediately outside and adjacent to the licensee's frequency block, a resolution bandwidth of at least one percent of the emission bandwidth of the fundamental emission of the transmitter may be employed.

24.238 (a)

For operations in the 1850-1910 and 1930-1990 MHz band, the FCC limit is $43 + 10\log_{10}(P[\text{Watts}])$ dB below the transmitter power $P(\text{Watts})$ in a 1MHz bandwidth. However, in the 1 MHz bands immediately outside and adjacent to the frequency block a resolution bandwidth of at least one percent of the emission bandwidth of the fundamental emission of the transmitter may be employed.

27.53 (g)

For operations in the 600MHz band and 698-746 MHz band, the FCC limit is $43 + 10\log_{10}(P[\text{Watts}])$ dB below the transmitter power $P(\text{Watts})$ in a 100 kHz bandwidth. However, in the 100 kilohertz bands immediately outside and adjacent to a licensee's frequency block, a resolution bandwidth of at least 30 kHz may be employed.

27.53 (h)

For operations in the 1710 – 1755 MHz band, 1755-1780 MHz, the FCC limit is $43 + 10\log_{10}(P[\text{Watts}])$ dB below the transmitter power $P(\text{Watts})$ in a 1 MHz bandwidth. However, in the 1MHz bands immediately outside and adjacent to the licensee's frequency block, a resolution bandwidth of at least one percent of the emission bandwidth of the fundamental emission of the transmitter may be employed.



27.53(m)(4)

For mobile digital stations, the attenuation factor shall be not less than $40 + 10 \log (P)$ dB on all frequencies between the channel edge and 5 megahertz from the channel edge, $43 + 10 \log (P)$ dB on all frequencies between 5 megahertz and X megahertz from the channel edge, and $55 + 10 \log (P)$ dB on all frequencies more than X megahertz from the channel edge, where X is the greater of 6 megahertz or the actual emission bandwidth as defined in paragraph (m)(6) of this section. In addition, the attenuation factor shall not be less than $43 + 10 \log (P)$ dB on all frequencies between 2490.5 MHz and 2496 MHz and $55 + 10 \log (P)$ dB at or below 2490.5 MHz. Mobile Satellite Service licensees operating on frequencies below 2495 MHz may also submit a documented interference complaint against BRS licensees operating on channel BRS Channel 1 on the same terms and conditions as adjacent channel BRS or EBS licensees.

27.53 (l)(2)

For mobile operations in the 3700-3980 MHz band, the conducted power of any emission outside the licensee's authorized bandwidth shall not exceed -13 dBm/MHz. Compliance with this paragraph (l)(2) is based on the use of measurement instrumentation employing a resolution bandwidth of 1 megahertz or greater. However, in the 1 megahertz bands immediately outside and adjacent to the licensee's frequency block, the minimum resolution bandwidth for the measurement shall be either one percent of the emission bandwidth of the fundamental emission of the transmitter or 350 kHz. In the bands between 1 and 5 MHz removed from the licensee's frequency block, the minimum resolution bandwidth for the measurement shall be 500 kHz. The emission bandwidth is defined as the width of the signal between two points, one below the carrier center frequency and one above the carrier center frequency, outside of which all emissions are attenuated at least 26 dB below the transmitter power.



3.5.2 Test Procedures

The testing follows FCC KDB 971168 D01 v03r01 Section 6.1.

1. The EUT was connected to spectrum analyzer and system simulator via a power divider.
2. The band edges of low and high channels for the highest RF powers were measured.
3. Set RBW \geq 1% EBW in the 1MHz band immediately outside and adjacent to the band edge.
4. Beyond the 1 MHz band from the band edge, RBW=1MHz was used.
5. Set spectrum analyzer with RMS detector.
6. The RF fundamental frequency should be excluded against the limit line in the operating frequency band.
7. Checked that all the results comply with the emission limit line.

The limit line is derived from $43 + 10\log(P)$ dB below the transmitter power P(Watts)

For 5G NR n7, n38, n41

The other 40 dB, and 55 dB have additionally applied same calculation above.

8. For MIMO mode, add additional MIMO factor $10\log(NTX=2) = 3.01$ dB into the spectrum analyzer offset.



3.6 Conducted Spurious Emission

3.6.1 Description of Conducted Spurious Emission Measurement

The power of any emission outside of the authorized operating frequency ranges must be lower than the transmitter power (P) by a factor of at least $43 + 10 \log (P)$ dB.

For 5G NR n7, n38, n41

The power of any emission outside of the authorized operating frequency ranges must be lower than the transmitter power (P) by a factor of at least $55 + 10 \log (P)$ dB.

It is measured by means of a calibrated spectrum analyzer and scanned from 30 MHz up to a frequency including its 10th harmonic.

3.6.2 Test Procedures

The testing follows FCC KDB 971168 D01 v03r01 Section 6.1.

1. The EUT was connected to spectrum analyzer and system simulator via a power divider.
2. The RF output of EUT was connected to the spectrum analyzer by RF cable and attenuator. The path loss was compensated to the results for each measurement.
3. The conducted spurious emission for the whole frequency range was taken.
4. Make the measurement with the spectrum analyzer's RBW = 100 kHz if the authorized frequency band/block is at or below 1 GHz and 1 MHz if the authorized frequency band/block is above 1 GHz, VBW = 3 * RBW.
5. Set spectrum analyzer with RMS detector.
6. Taking the record of maximum spurious emission.
7. The RF fundamental frequency should be excluded against the limit line in the operating frequency band.

The limit line is derived from $43 + 10\log(P)$ dB below the transmitter power P(Watts)

For 5G NR n7, n38, n41

The limit line is derived from $55 + 10\log(P)$ dB below the transmitter power P(Watts)

8. For MIMO mode, add additional MIMO factor $10\log(NTX=2) = 3.01$ dB into the spectrum analyzer offset.



3.7 Frequency Stability

3.7.1 Description of Frequency Stability Measurement

22.355

The frequency stability shall be measured by variation of ambient temperature and variation of primary supply voltage to ensure that the fundamental emission stays within the authorized frequency block. The frequency stability of the transmitter shall be maintained within $\pm 0.00025\%$ ($\pm 2.5\text{ppm}$) of the center frequency.

24.235 & 27.54

The frequency stability shall be sufficient to ensure that the fundamental emission stays within the authorized frequency block.

3.7.2 Test Procedures for Temperature Variation

The testing follows FCC KDB 971168 D01 v03r01 Section 9.0.

1. The EUT was set up in the thermal chamber and connected with the system simulator.
2. With power OFF, the temperature was decreased to -30°C and the EUT was stabilized before testing. Power was applied and the maximum change in frequency was recorded within one minute.
3. With power OFF, the temperature was raised in 10°C step up to 50°C . The EUT was stabilized at each step for at least half an hour. Power was applied and the maximum frequency change was recorded within one minute.

3.7.3 Test Procedures for Voltage Variation

The testing follows FCC KDB 971168 D01 v03r01 Section 9.0.

1. The EUT was placed in a temperature chamber at $20\pm 5^{\circ}\text{C}$ and connected with the system simulator.
2. The power supply voltage to the EUT was varied from 85% to 115% of the nominal value measured at the input to the EUT.
3. The variation in frequency was measured for the worst case.

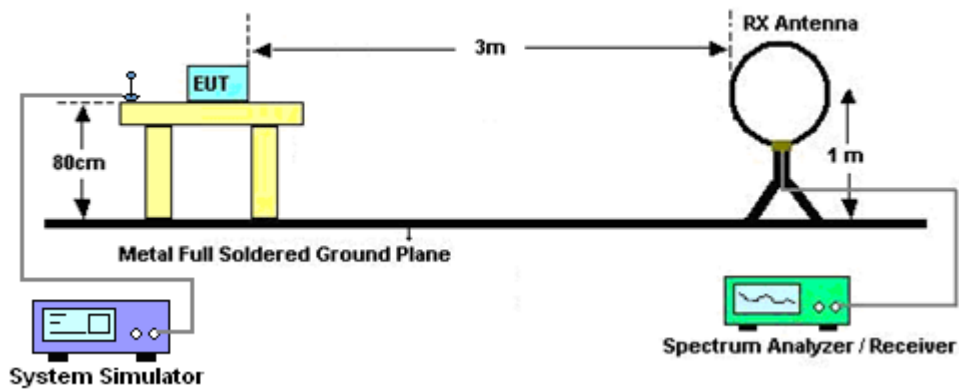
4 Radiated Test Items

4.1 Measuring Instruments

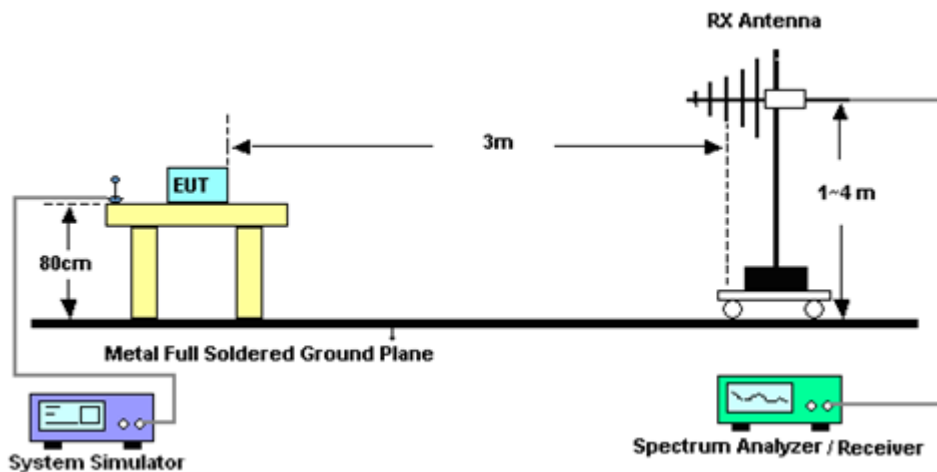
See list of measuring instruments of this test report.

4.1.1 Test Setup

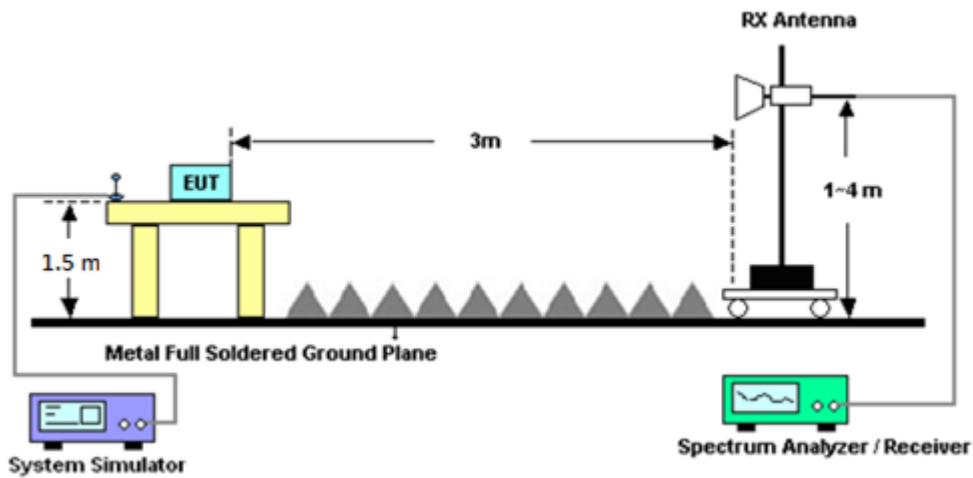
For radiated test below 30MHz



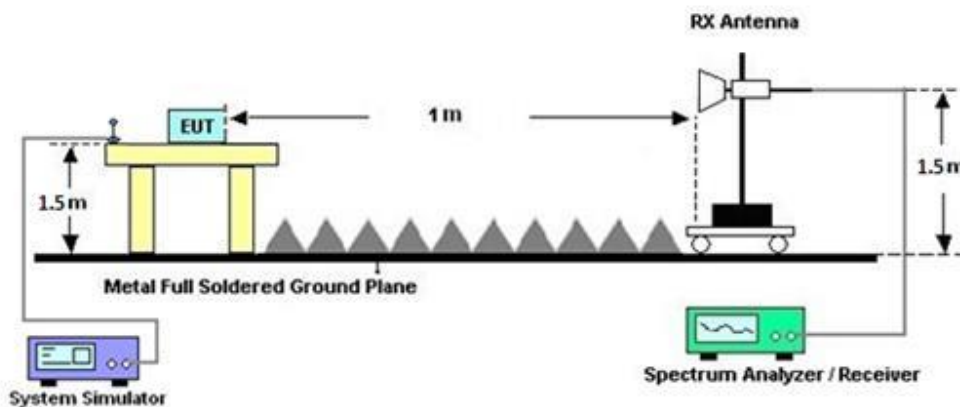
For radiated test from 30MHz to 1GHz



For radiated test from 1GHz to 18GHz



For radiated test above 18GHz



4.1.2 Test Result of Radiated Test

Please refer to Appendix B.

Note:

The low frequency, which started from 9 kHz to 30MHz, was pre-scanned and the result which was 20dB lower than the limit line was not reported.

There is adequate comparison measurement of both open-field test site and alternative test site - semi-Anechoic chamber according to 414788 D01 Radiated Test Site v01r01, and the result came out very similar.



4.2 Radiated Spurious Emission Measurement

4.2.1 Description of Radiated Spurious Emission Measurement

The radiated spurious emission was measured by substitution method according to ANSI / TIA-603-E. The power of any emission outside of the authorized operating frequency ranges must be attenuated below the transmitter power (P) by a factor of at least $43 + 10 \log (P)$ dB

For 5G NR n7, n38, n41

The power of any emission outside of the authorized operating frequency ranges must be attenuated below the transmitter power (P) by a factor of at least $55 + 10 \log (P)$ dB.

The spectrum is scanned from 30 MHz up to a frequency including its 10th harmonic.

4.2.2 Test Procedures

The testing follows FCC KDB 971168 D01 v03r01 Section 7 and ANSI C63.26-2015 section 5.5.4 Radiated measurement using the field strength method.

1. The EUT was placed on a turntable with 0.8 meter for frequency below 1GHz and 1.5 meter for frequency above 1GHz respectively above ground.
2. The EUT was set 3 meters from the receiving antenna, which was mounted on the antenna tower.
3. The table was rotated 360 degrees to determine the position of the highest spurious emission.
4. The height of the receiving antenna is varied between one meter and four meters to search the maximum spurious emission for both horizontal and vertical polarizations.
5. Make the measurement with the spectrum analyzer's RBW = 1MHz, VBW = 3MHz, taking the record of maximum spurious emission.
6. To convert spectrum reading E(dBuV/m) to EIRP(dBm)
$$\text{EIRP(dBm)} = \text{Level (dBuV/m)} + 20\log(d) - 104.77,$$
where d is the distance at which field strength limit is specified in the rules
7. Field Strength Level (dBm) = Spectrum Reading (dBm) + Antenna Factor + Cable Loss + Read Level - Preamp Factor.
8. ERP (dBm) = EIRP (dBm) - 2.15
9. The RF fundamental frequency should be excluded against the limit line in the operating frequency band.



5 List of Measuring Equipment

Instrument	Brand Name	Model No.	Serial No.	Characteristics	Calibration Date	Test Date	Due Date	Remark
Bilog Antenna	TESEQ	CBL 6111D & N-6-06	35414 & AT-N0602	30MHz~1GHz	Oct. 07, 2023	Dec. 13, 2023~Jan. 22, 2024	Oct. 06, 2024	Radiation (03CH11-HY)
Loop Antenna	Rohde & Schwarz	HFH2-Z2	100488	9 kHz~30 MHz	Sep. 12, 2023	Dec. 13, 2023~Jan. 22, 2024	Sep. 11, 2024	Radiation (03CH11-HY)
Horn Antenna	SCHWARZBECK	BBHA 9120 D	9120D-01620	1GHz~18GHz	Aug. 17, 2023	Dec. 13, 2023~Jan. 22, 2024	Aug. 16, 2024	Radiation (03CH11-HY)
SHF-EHF Horn Antenna	SCHWARZBECK	BBHA9170	1224	18GHz~40GHz	Jul. 10, 2023	Dec. 13, 2023~Jan. 22, 2024	Jul. 09, 2024	Radiation (03CH11-HY)
SHF-EHF Horn Antenna	SCHWARZBECK	BBHA9170	1223	18GHz~40GHz	Jul. 10, 2023	Dec. 13, 2023~Jan. 22, 2024	Jul. 09, 2024	Radiation (03CH11-HY)
Amplifier	SONOMA	310N	187312	9kHz~1GHz	Dec. 08, 2023	Dec. 13, 2023~Jan. 22, 2024	Dec. 07, 2024	Radiation (03CH11-HY)
Preamplifier	Keysight	83017A	MY53270078	1GHz~26.5GHz	Oct. 23, 2023	Dec. 13, 2023~Jan. 22, 2024	Oct. 22, 2024	Radiation (03CH11-HY)
Preamplifier	EMEC	EM18G40G	060801	18GHz~40GHz	Jun. 27, 2023	Dec. 13, 2023~Jan. 22, 2024	Jun. 26, 2024	Radiation (03CH11-HY)
Spectrum Analyzer	Keysight	N9010A	MY54200486	10Hz~44GHz	Oct. 05, 2023	Dec. 13, 2023~Jan. 22, 2024	Oct. 04, 2024	Radiation (03CH11-HY)
EMI Test Receiver	Keysight	N9038A(MXE)	MY53290045	20MHz~8.4GHz	Apr. 25, 2023	Dec. 13, 2023~Jan. 22, 2024	Apr. 24, 2024	Radiation (03CH11-HY)
Controller	EMEC	EM 1000	N/A	Control Turn table & Ant Mast	N/A	Dec. 13, 2023~Jan. 22, 2024	N/A	Radiation (03CH11-HY)
Antenna Mast	EMEC	AM-BS-4500-B	N/A	1~4m	N/A	Dec. 13, 2023~Jan. 22, 2024	N/A	Radiation (03CH11-HY)
Turn Table	EMEC	TT 2000	N/A	0~360 Degree	N/A	Dec. 13, 2023~Jan. 22, 2024	N/A	Radiation (03CH11-HY)
Software	Audix	E3 6.2009-8-24	RK-001053	N/A	N/A	Dec. 13, 2023~Jan. 22, 2024	N/A	Radiation (03CH11-HY)
RF Cable	HUBER + SUHNER	SUCOFLEX 102	MY2859/2	30MHz~40GHz	Mar. 07, 2023	Dec. 13, 2023~Jan. 22, 2024	Mar. 06, 2024	Radiation (03CH11-HY)
RF Cable	HUBER + SUHNER	SUCOFLEX 102	803951/2	9K~30M	Mar. 07, 2023	Dec. 13, 2023~Jan. 22, 2024	Mar. 06, 2024	Radiation (03CH11-HY)
RF Cable	HUBER + SUHNER	SUCOFLEX 102	803951/2	30M~40G	Mar. 07, 2023	Dec. 13, 2023~Jan. 22, 2024	Mar. 06, 2024	Radiation (03CH11-HY)
Filter	Wainwright	WLK4-1000-1530-8000-40SS	SN11	1.53G Low Pass	Sep. 11, 2023	Dec. 13, 2023~Jan. 22, 2024	Sep. 10, 2024	Radiation (03CH11-HY)
Filter	Wainwright	WHKX12-2700-3000-18000-60SS	SN3	3GHz High Pass Filter	Sep. 11, 2023	Dec. 13, 2023~Jan. 22, 2024	Sep. 10, 2024	Radiation (03CH11-HY)
Filter	Wainwright	WHKX8-5872.5-6750-18000-40SS	SN3	6.75GHz High Pass Filter	Sep. 11, 2023	Dec. 13, 2023~Jan. 22, 2024	Sep. 10, 2024	Radiation (03CH11-HY)



Instrument	Brand Name	Model No.	Serial No.	Characteristics	Calibration Date	Test Date	Due Date	Remark
Programmable Power Supply	GW Instek	GPE-2323	GET910884	0V~64V ;0A~6A	Nov. 16, 2023	Nov. 20, 2023~ Dec. 28, 2023	Nov. 15, 2024	Conducted (TH03-HY)
Signal Analyzer	Rohde & Schwarz	FSV3044	101102	10Hz~44GHz	Feb. 02, 2023	Nov. 20, 2023~ Dec. 28, 2023	Feb. 01, 2024	Conducted (TH03-HY)
Temperature Chamber	ESPEC	SH-641	92013720	-40℃ ~90℃	Sep. 04, 2023	Nov. 20, 2023~ Dec. 28, 2023	Sep. 03, 2024	Conducted (TH03-HY)
Hygrometer	Testo	608-H1	34893241	NA	Mar. 28, 2023	Nov. 20, 2023~ Dec. 28, 2023	Mar. 27, 2024	Conducted (TH03-HY)
Base Station (Measure)	Anritsu	MT8821C	6262116725	LTE FDD/TDD LTE-3CC DLCA/2CC ULCA	Oct. 25, 2023	Nov. 20, 2023~ Dec. 28, 2023	Oct. 24, 2024	Conducted (TH03-HY)
Radio Communication Test Station	Anritsu	MT8000A	6272337370	N/A	Nov. 14, 2023	Nov. 20, 2023~ Dec. 28, 2023	Nov. 14, 2024	Conducted (TH03-HY)



6 Measurement Uncertainty

Uncertainty of Radiated Emission Measurement (30 MHz ~ 1000 MHz)

Measuring Uncertainty for a Level of Confidence of 95% ($U = 2Uc(y)$)	3.22 dB
---	---------

Uncertainty of Radiated Emission Measurement (1 GHz ~ 18 GHz)

Measuring Uncertainty for a Level of Confidence of 95% ($U = 2Uc(y)$)	3.53 dB
---	---------

Uncertainty of Radiated Emission Measurement (18 GHz ~ 40 GHz)

Measuring Uncertainty for a Level of Confidence of 95% ($U = 2Uc(y)$)	3.61 dB
---	---------



Appendix A. Test Results of Conducted Test

Conducted Output Power(Average power) and ERP/EIRP

<SISO Mode>

NR n2 Maximum Average Power [dBm] (GT - LC = -1.37 dB)										
BW [MHz]	RB Size	RB Offset	Mod	Lowest	Middle	Highest	EIRP (dBm)	EIRP(W)		
5	1	1	PI/2 BPSK	24.38	24.62	24.63	23.43	0.2203		
5	1	23		24.41	24.50	24.56				
5	12	6		24.54	24.55	24.68				
5	1	0		24.12	24.10	24.17				
5	1	24		23.95	24.12	24.15				
5	25	0		23.07	23.11	23.30				
5	1	1	QPSK	24.60	24.57	24.72			22.33	0.1710
5	1	23		24.56	24.60	24.80				
5	12	6		24.53	24.55	24.74				
5	1	0		23.61	23.62	23.70				
5	1	24		23.56	23.72	23.73				
5	25	0		22.59	22.63	22.83				
5	1	1	16-QAM	23.32	23.38	23.70	22.33	0.1710		
5	1	1	64-QAM	22.29	22.34	23.61				
5	1	1	256-QAM	19.52	19.62	19.88				
Limit	EIRP < 2W			Result			Pass			

NR n2 Maximum Average Power [dBm] (GT - LC = -1.37 dB)										
BW [MHz]	RB Size	RB Offset	Mod	Lowest	Middle	Highest	EIRP (dBm)	EIRP(W)		
10	1	1	PI/2 BPSK	24.58	24.52	24.81	23.62	0.2301		
10	1	50		24.60	24.70	24.91				
10	25	12		24.63	24.79	24.95				
10	1	0		24.05	24.18	24.44				
10	1	51		24.02	24.20	24.42				
10	50	0		23.16	23.23	23.42				
10	1	1	QPSK	24.71	24.90	24.99			22.44	0.1754
10	1	50		24.62	24.99	24.97				
10	25	12		24.61	24.81	24.98				
10	1	0		23.65	23.75	24.01				
10	1	51		23.52	23.79	23.95				
10	50	0		22.65	22.79	23.03				
10	1	1	16-QAM	23.46	23.56	23.81	22.44	0.1754		
10	1	1	64-QAM	22.41	22.51	22.75				
10	1	1	256-QAM	19.72	19.75	20.00				
Limit	EIRP < 2W			Result			Pass			



NR n2 Maximum Average Power [dBm] (GT - LC = -1.37 dB)								
BW [MHz]	RB Size	RB Offset	Mod	Lowest	Middle	Highest	EIRP (dBm)	EIRP(W)
15	1	1	PI/2 BPSK	24.66	24.54	24.85	23.62	0.2301
15	1	77		24.73	24.74	24.83		
15	36	18		24.70	24.83	24.99		
15	1	0		24.16	24.15	24.43		
15	1	78		24.22	24.31	24.38		
15	75	0		23.17	23.35	23.56		
15	1	1	QPSK	24.93	24.74	24.95		
15	1	77		24.70	24.90	24.95		
15	36	18		24.69	24.85	24.99		
15	1	0		23.65	23.74	24.00		
15	1	78		23.67	23.91	23.96		
15	75	0		22.76	22.91	23.05		
15	1	1	16-QAM	23.46	23.53	23.82	22.45	0.1758
15	1	1	64-QAM	22.40	22.41	22.76		
15	1	1	256-QAM	19.73	19.80	19.82		
Limit	EIRP < 2W			Result			Pass	

NR n2 Maximum Average Power [dBm] (GT - LC = -1.37 dB)								
BW [MHz]	RB Size	RB Offset	Mod	Lowest	Middle	Highest	EIRP (dBm)	EIRP(W)
20	1	1	PI/2 BPSK	24.54	24.54	24.78	23.63	0.2307
20	1	104		24.71	24.75	24.79		
20	50	25		24.64	24.74	25.00		
20	1	0		24.15	24.12	24.35		
20	1	105		24.16	24.38	24.34		
20	100	0		23.14	23.42	23.51		
20	1	1	QPSK	24.58	24.60	24.93		
20	1	104		24.68	24.82	24.95		
20	50	25		24.63	24.76	24.99		
20	1	0		23.60	23.64	23.93		
20	1	105		23.62	23.93	23.96		
20	100	0		22.74	22.88	23.04		
20	1	1	16-QAM	23.48	23.45	23.86	22.49	0.1774
20	1	1	64-QAM	22.32	22.35	22.69		
20	1	1	256-QAM	19.64	19.87	19.94		
Limit	EIRP < 2W			Result			Pass	



NR n5 Maximum Average Power [dBm] (GT - LC = -1.57 dB)								
BW [MHz]	RB Size	RB Offset	Mod	Lowest	Middle	Highest	ERP (dBm)	ERP(W)
5	1	1	PI/2 BPSK	23.85	24.18	24.08	20.59	0.1146
5	1	23		23.95	24.18	23.83		
5	12	6		23.99	24.09	23.96		
5	1	0		23.56	23.71	23.36		
5	1	24		23.49	23.62	23.31		
5	25	0		23.60	23.69	23.47		
5	1	1	QPSK	24.07	24.16	24.22		
5	1	23		24.09	24.31	23.99		
5	12	6		23.97	24.08	23.93		
5	1	0		23.03	23.14	23.03		
5	1	24		23.07	23.22	22.96		
5	25	0		23.11	23.19	22.99		
5	1	1	16-QAM	22.88	23.06	22.83	19.34	0.0859
5	1	1	64-QAM	21.77	21.95	21.76		
5	1	1	256-QAM	19.08	19.15	19.09		
Limit	ERP < 7W			Result			Pass	

NR n5 Maximum Average Power [dBm] (GT - LC = -1.57 dB)								
BW [MHz]	RB Size	RB Offset	Mod	Lowest	Middle	Highest	ERP (dBm)	ERP(W)
10	1	1	PI/2 BPSK	23.99	23.91	24.05	20.46	0.1112
10	1	50		23.93	23.92	23.91		
10	25	12		24.09	24.17	23.97		
10	1	0		23.40	23.46	23.54		
10	1	51		23.54	23.49	23.38		
10	50	0		23.63	23.63	23.51		
10	1	1	QPSK	24.06	24.11	24.09		
10	1	50		24.12	24.09	23.93		
10	25	12		24.09	24.18	23.97		
10	1	0		23.04	23.18	23.08		
10	1	51		23.09	23.16	23.01		
10	50	0		23.07	23.21	23.06		
10	1	1	16-QAM	22.92	22.86	23.09	19.37	0.0865
10	1	1	64-QAM	21.70	21.81	21.47		
10	1	1	256-QAM	19.02	19.07	19.45		
Limit	ERP < 7W			Result			Pass	



NR n5 Maximum Average Power [dBm] (GT - LC = -1.57 dB)								
BW [MHz]	RB Size	RB Offset	Mod	Lowest	Middle	Highest	ERP (dBm)	ERP(W)
15	1	1	PI/2 BPSK	23.91	24.06	24.15	20.57	0.1140
15	1	77		23.97	23.96	23.96		
15	36	18		24.11	24.24	24.08		
15	1	0		23.49	23.63	23.60		
15	1	78		23.57	23.41	23.48		
15	75	0		23.69	23.75	23.62		
15	1	1	QPSK	24.06	24.12	24.21		
15	1	77		24.16	24.05	23.87		
15	36	18		24.14	24.29	24.12		
15	1	0		23.05	23.18	23.07		
15	1	78		23.17	23.21	22.91		
15	75	0		23.16	23.20	23.17		
15	1	1	16-QAM	22.84	22.91	22.98	19.26	0.0843
15	1	1	64-QAM	21.76	21.88	21.89		
15	1	1	256-QAM	19.11	19.13	19.09		
Limit	ERP < 7W			Result			Pass	

NR n5 Maximum Average Power [dBm] (GT - LC = -1.57 dB)								
BW [MHz]	RB Size	RB Offset	Mod	Lowest	Middle	Highest	ERP (dBm)	ERP(W)
20	1	1	PI/2 BPSK	23.96	23.98	24.11	20.57	0.1140
20	1	104		23.98	23.90	23.79		
20	50	25		24.11	24.23	24.15		
20	1	0		23.41	23.51	23.59		
20	1	105		23.49	23.56	23.46		
20	100	0		23.68	23.72	23.68		
20	1	1	QPSK	24.18	24.29	24.08		
20	1	104		23.93	23.91	24.02		
20	50	25		24.22	24.18	23.24		
20	1	0		22.99	23.11	23.06		
20	1	105		23.04	23.16	22.99		
20	100	0		23.12	23.27	23.26		
20	1	1	16-QAM	22.81	22.90	22.82	19.18	0.0828
20	1	1	64-QAM	21.73	21.78	21.83		
20	1	1	256-QAM	19.09	19.12	19.08		
Limit	ERP < 7W			Result			Pass	



NR n7 Maximum Average Power [dBm] (GT - LC = -0.07 dB)								
BW [MHz]	RB Size	RB Offset	Mod	Lowest	Middle	Highest	EIRP (dBm)	EIRP(W)
5	1	1	PI/2 BPSK	24.74	24.65	24.50	24.73	0.2972
5	1	23		24.80	24.63	24.65		
5	12	6		24.75	24.70	24.62		
5	1	0		24.18	24.19	24.06		
5	1	24		24.24	24.11	24.11		
5	25	0		24.29	24.18	24.05		
5	1	1	QPSK	24.67	24.72	24.61		
5	1	23		24.75	24.73	24.72		
5	12	6		24.69	24.66	24.63		
5	1	0		23.70	23.71	23.58		
5	1	24		23.76	23.70	23.65		
5	25	0		23.68	23.69	23.61		
5	1	1	16-QAM	23.66	23.61	23.51	23.59	0.2286
5	1	1	64-QAM	22.47	22.34	22.28		
5	1	1	256-QAM	19.56	19.63	19.51		
Limit	EIRP < 2W			Result			Pass	

NR n7 Maximum Average Power [dBm] (GT - LC = -0.07 dB)								
BW [MHz]	RB Size	RB Offset	Mod	Lowest	Middle	Highest	EIRP (dBm)	EIRP(W)
10	1	1	PI/2 BPSK	24.61	24.67	24.46	24.68	0.2938
10	1	50		24.70	24.68	24.54		
10	25	12		24.71	24.71	24.63		
10	1	0		24.18	24.14	23.90		
10	1	51		24.15	24.19	23.97		
10	50	0		24.19	24.20	24.12		
10	1	1	QPSK	24.75	24.74	24.57		
10	1	50		24.75	24.62	24.65		
10	25	12		24.72	24.70	24.61		
10	1	0		23.62	23.70	23.60		
10	1	51		23.70	23.65	23.65		
10	50	0		23.77	23.75	23.56		
10	1	1	16-QAM	23.64	23.68	23.53	23.61	0.2296
10	1	1	64-QAM	22.39	22.39	22.22		
10	1	1	256-QAM	19.61	19.63	19.50		
Limit	EIRP < 2W			Result				



NR n7 Maximum Average Power [dBm] (GT - LC = -0.07 dB)								
BW [MHz]	RB Size	RB Offset	Mod	Lowest	Middle	Highest	EIRP (dBm)	EIRP(W)
15	1	1	PI/2 BPSK	24.73	24.73	24.70	24.86	0.3062
15	1	77		24.77	24.71	24.68		
15	36	18		24.79	24.78	24.61		
15	1	0		24.30	24.25	24.12		
15	1	78		24.35	24.17	24.14		
15	75	0		24.28	24.33	24.19		
15	1	1	QPSK	24.90	24.93	24.78		
15	1	77		24.92	24.80	24.70		
15	36	18		24.83	24.81	24.62		
15	1	0		23.76	23.82	23.72		
15	1	78		23.85	23.67	23.67		
15	75	0		23.78	23.85	23.65		
15	1	1	16-QAM	23.73	23.76	23.67	23.69	0.2339
15	1	1	64-QAM	22.46	22.62	22.45		
15	1	1	256-QAM	19.73	19.74	19.52		
Limit	EIRP < 2W			Result			Pass	

NR n7 Maximum Average Power [dBm] (GT - LC = -0.07 dB)								
BW [MHz]	RB Size	RB Offset	Mod	Lowest	Middle	Highest	EIRP (dBm)	EIRP(W)
20	1	1	PI/2 BPSK	24.89	24.90	24.68	24.86	0.3062
20	1	104		24.91	24.82	24.71		
20	50	25		24.86	24.82	24.75		
20	1	0		24.39	24.37	24.21		
20	1	105		24.40	24.22	24.28		
20	100	0		24.37	24.29	24.15		
20	1	1	QPSK	24.81	24.86	24.75		
20	1	104		24.93	24.84	24.77		
20	50	25		24.88	24.85	24.71		
20	1	0		23.87	23.85	23.73		
20	1	105		23.90	23.86	23.77		
20	100	0		23.92	23.82	23.80		
20	1	1	16-QAM	23.79	23.83	23.70	23.76	0.2377
20	1	1	64-QAM	22.50	22.52	22.40		
20	1	1	256-QAM	19.61	19.67	19.65		
Limit	EIRP < 2W			Result			Pass	



NR n7 Maximum Average Power [dBm] (GT - LC = -0.07 dB)										
BW [MHz]	RB Size	RB Offset	Mod	Lowest	Middle	Highest	EIRP (dBm)	EIRP(W)		
25	1	1	PI/2 BPSK	24.92	24.80	24.80	24.85	0.3055		
25	1	131		24.91	24.75	24.68				
25	64	32		24.89	24.77	24.82				
25	1	0		24.39	24.40	24.29				
25	1	132		24.41	24.35	24.16				
25	128	0		24.40	24.27	24.19				
25	1	1	QPSK	24.89	24.91	24.75			24.85	0.3055
25	1	131		24.90	24.85	24.78				
25	64	32		24.92	24.83	24.77				
25	1	0		23.90	23.91	23.84				
25	1	132		23.91	23.67	23.81				
25	128	0		23.88	23.80	23.82				
25	1	1	16-QAM	23.77	23.91	23.65	23.84	0.2421		
25	1	1	64-QAM	22.57	22.65	22.40				
25	1	1	256-QAM	20.36	20.41	20.26				
Limit	EIRP < 2W			Result			Pass			

NR n7 Maximum Average Power [dBm] (GT - LC = -0.07 dB)										
BW [MHz]	RB Size	RB Offset	Mod	Lowest	Middle	Highest	EIRP (dBm)	EIRP(W)		
30	1	1	PI/2 BPSK	24.87	24.75	24.88	24.89	0.3083		
30	1	158		24.83	24.69	24.76				
30	80	40		24.88	24.81	24.65				
30	1	0		24.39	24.40	24.33				
30	1	159		24.35	24.25	24.25				
30	160	0		24.40	24.35	24.30				
30	1	1	QPSK	24.96	24.93	24.90			24.89	0.3083
30	1	158		24.87	24.78	24.80				
30	80	40		24.92	24.82	24.75				
30	1	0		23.87	23.94	23.83				
30	1	159		23.87	23.71	23.78				
30	160	0		23.90	23.90	23.78				
30	1	1	16-QAM	23.81	23.92	23.71	23.85	0.2427		
30	1	1	64-QAM	22.56	22.61	22.57				
30	1	1	256-QAM	19.85	19.82	19.77				
Limit	EIRP < 2W			Result			Pass			



NR n7 Maximum Average Power [dBm] (GT - LC = -0.07 dB)								
BW [MHz]	RB Size	RB Offset	Mod	Lowest	Middle	Highest	EIRP (dBm)	EIRP(W)
40	1	1	PI/2 BPSK	24.93	24.82	24.72	24.86	0.3062
40	1	214		24.80	24.63	24.64		
40	108	54		24.86	24.80	24.67		
40	1	0		24.40	24.34	24.35		
40	1	215		24.33	24.20	24.18		
40	216	0		24.33	24.33	24.23		
40	1	1	QPSK	24.91	24.92	24.87	24.86	0.3062
40	1	214		24.85	24.65	24.67		
40	108	54		24.90	24.78	24.75		
40	1	0		23.89	23.95	23.84		
40	1	215		23.81	23.72	23.71		
40	216	0		23.89	23.83	23.75		
40	1	1	16-QAM	23.80	23.80	23.81	23.74	0.2366
40	1	1	64-QAM	22.59	22.56	22.47		
40	1	1	256-QAM	19.77	19.81	19.76		
Limit	EIRP < 2W			Result			Pass	



NR n12 Maximum Average Power [dBm] (GT - LC = -8.34 dB)								
BW [MHz]	RB Size	RB Offset	Mod	Lowest	Middle	Highest	ERP (dBm)	ERP(W)
5	1	1	PI/2 BPSK	24.24	24.17	24.16	13.89	0.0245
5	1	23		24.30	24.27	24.03		
5	12	6		24.26	24.38	24.06		
5	1	0		23.81	23.86	23.63		
5	1	24		23.79	23.78	23.52		
5	25	0		23.77	23.84	23.55		
5	1	1	QPSK	24.28	24.32	24.16		
5	1	23		24.30	24.29	23.99		
5	12	6		24.18	24.20	24.01		
5	1	0		23.31	23.26	23.07		
5	1	24		23.29	23.30	23.13		
5	25	0		23.21	23.27	23.08		
5	1	1	16-QAM	23.15	23.11	23.10	12.66	0.0185
5	1	1	64-QAM	22.10	22.02	21.91		
5	1	1	256-QAM	19.29	19.28	19.14		
Limit	ERP < 3W			Result			Pass	

NR n12 Maximum Average Power [dBm] (GT - LC = -8.34 dB)								
BW [MHz]	RB Size	RB Offset	Mod	Lowest	Middle	Highest	ERP (dBm)	ERP(W)
10	1	1	PI/2 BPSK	24.39	24.28	24.21	13.90	0.0245
10	1	50		24.06	24.18	23.89		
10	25	12		24.27	24.28	24.21		
10	1	0		23.90	23.77	23.78		
10	1	51		23.68	23.60	23.56		
10	50	0		23.73	23.92	23.70		
10	1	1	QPSK	24.36	24.27	24.23		
10	1	50		24.16	24.22	24.11		
10	25	12		24.30	24.28	24.19		
10	1	0		23.26	23.49	23.24		
10	1	51		23.21	23.21	23.08		
10	50	0		23.31	23.33	23.19		
10	1	1	16-QAM	23.36	23.21	23.17	12.87	0.0194
10	1	1	64-QAM	22.18	22.12	21.88		
10	1	1	256-QAM	19.37	19.26	19.18		
Limit	ERP < 3W			Result			Pass	



NR n12 Maximum Average Power [dBm] (GT - LC = -8.34 dB)								
BW [MHz]	RB Size	RB Offset	Mod	Lowest	Middle	Highest	ERP (dBm)	ERP(W)
15	1	1	PI/2 BPSK	24.39	24.49	24.30	14.02	0.0252
15	1	77		24.01	24.09	23.93		
15	36	18		24.45	24.39	24.37		
15	1	0		23.87	23.93	23.78		
15	1	78		23.65	23.68	23.45		
15	75	0		23.92	23.86	23.85		
15	1	1	QPSK	24.48	24.51	24.42	14.02	0.0252
15	1	77		24.13	24.21	24.10		
15	36	18		24.44	24.39	23.34		
15	1	0		23.77	23.50	23.40		
15	1	78		23.19	23.19	23.10		
15	75	0		23.44	23.44	23.32		
15	1	1	16-QAM	23.45	23.36	23.25	12.96	0.0198
15	1	1	64-QAM	22.18	22.11	22.02		
15	1	1	256-QAM	19.49	19.44	19.35		
Limit	ERP < 3W			Result			Pass	



Part22H NR n26 Maximum Average Power [dBm] (GT - LC = -0.99 dB)								
BW [MHz]	RB Size	RB Offset	Mod	Lowest	Middle	Highest	ERP (dBm)	ERP(W)
5	1	1	PI/2 BPSK	24.47	24.49	24.41	20.78	0.1197
5	1	23		24.43	24.31	24.49		
5	12	6		24.37	24.34	24.37		
5	1	0		24.03	24.13	24.02		
5	1	24		24.03	24.26	24.00		
5	25	0		24.13	24.16	24.22		
5	1	1	QPSK	24.46	24.46	24.45		
5	1	23		24.37	24.49	24.36		
5	12	6		24.41	24.38	24.50		
5	1	0		23.58	23.61	23.56		
5	1	24		23.58	23.66	23.55		
5	25	0		23.54	23.67	23.56		
5	1	1	16-QAM	23.46	23.59	23.48	19.87	0.0971
	1	1	64-QAM	22.27	22.39	22.27		
5	1	1	256-QAM	19.58	19.66	19.67		
Limit	ERP < 7W			Result			Pass	

Part22H NR n26 Maximum Average Power [dBm] (GT - LC = -0.99 dB)								
BW [MHz]	RB Size	RB Offset	Mod	Lowest	Middle	Highest	ERP (dBm)	ERP(W)
10	1	1	PI/2 BPSK	24.41	24.40	24.37	20.78	0.1197
10	1	50		24.41	24.34	24.48		
10	25	12		24.37	24.35	24.42		
10	1	0		24.01	24.10	24.03		
10	1	51		24.10	24.14	24.02		
10	50	0		24.23	24.15	24.12		
10	1	1	QPSK	24.48	24.48	24.50		
10	1	50		24.33	24.38	24.44		
10	25	12		24.35	24.49	24.39		
10	1	0		23.54	23.62	23.49		
10	1	51		23.40	23.29	23.61		
10	50	0		23.65	23.67	23.52		
10	1	1	16-QAM	23.47	23.55	23.48	19.83	0.0962
10	1	1	64-QAM	22.23	22.33	22.22		
10	1	1	256-QAM	19.47	19.59	19.50		
Limit	ERP < 7W			Result			Pass	



Part22H NR n26 Maximum Average Power [dBm] (GT - LC = -0.99 dB)								
BW [MHz]	RB Size	RB Offset	Mod	Lowest	Middle	Highest	ERP (dBm)	ERP(W)
15	1	1	PI/2 BPSK	24.43	24.49	24.35	20.77	0.1194
15	1	77		24.48	24.49	24.42		
15	36	18		24.42	24.47	24.42		
15	1	0		23.83	24.10	24.01		
15	1	78		23.89	23.96	23.86		
15	75	0		24.03	24.18	24.13		
15	1	1	QPSK	24.43	24.46	24.46		
15	1	77		24.47	24.49	24.41		
15	36	18		24.48	24.48	24.44		
15	1	0		23.46	23.68	23.62		
15	1	78		23.62	23.51	23.51		
15	75	0		23.63	23.69	23.53		
15	1	1	16-QAM	23.49	23.42	24.47	20.75	0.1189
15	1	1	64-QAM	22.29	22.19	22.35		
15	1	1	256-QAM	19.54	19.57	19.63		
Limit	ERP < 7W			Result			Pass	

Part22H NR n26 Maximum Average Power [dBm] (GT - LC = -0.99 dB)								
BW [MHz]	RB Size	RB Offset	Mod	Lowest	Middle	Highest	ERP (dBm)	ERP(W)
20	1	1	PI/2 BPSK	24.48	24.44	24.48	20.78	0.1197
20	1	104		24.38	24.42	24.46		
20	50	25		24.30	24.45	24.50		
20	1	0		24.05	24.03	24.03		
20	1	105		23.91	23.97	23.89		
20	100	0		24.15	24.22	24.11		
20	1	1	QPSK	24.48	24.42	24.49		
20	1	104		24.48	24.49	24.47		
20	50	25		24.47	24.49	24.46		
20	1	0		23.55	23.55	23.58		
20	1	105		23.53	23.34	23.52		
20	100	0		23.62	23.75	23.68		
20	1	1	16-QAM	23.38	23.35	23.46	19.74	0.0942
20	1	1	64-QAM	22.19	22.16	22.27		
20	1	1	256-QAM	19.51	19.50	19.71		
Limit	ERP < 7W			Result			Pass	



NR n38 Maximum Average Power [dBm] (GT - LC = 0.65 dB)								
BW [MHz]	RB Size	RB Offset	Mod	Lowest	Middle	Highest	EIRP (dBm)	EIRP(W)
10	1	1	PI/2 BPSK	24.41	24.45	24.58	25.26	0.3357
10	1	22		24.43	24.51	24.61		
10	12	6		24.46	24.48	24.59		
10	1	0		23.99	23.90	24.05		
10	1	23		23.86	23.91	24.06		
10	24	0		22.94	22.98	23.13		
10	1	1	QPSK	24.47	24.37	24.46		
10	1	22		24.33	24.45	24.53		
10	12	6		24.45	24.49	24.60		
10	1	0		23.32	23.40	23.45		
10	1	23		23.31	23.49	23.48		
10	24	0		22.44	22.46	22.56		
10	1	1	16-QAM	23.61	23.46	23.54	24.26	0.2667
10	1	1	64-QAM	21.99	21.97	22.02		
10	1	1	256-QAM	19.71	19.65	19.85		
Limit	EIRP < 2W			Result			Pass	

NR n38 Maximum Average Power [dBm] (GT - LC = 0.65 dB)								
BW [MHz]	RB Size	RB Offset	Mod	Lowest	Middle	Highest	EIRP (dBm)	EIRP(W)
15	1	1	PI/2 BPSK	24.61	24.45	24.49	25.30	0.3388
15	1	36		24.63	24.55	24.65		
15	18	9		24.52	24.56	24.64		
15	1	0		24.05	23.93	24.05		
15	1	37		24.07	24.04	24.14		
15	36	0		23.10	23.03	23.13		
15	1	1	QPSK	24.53	24.38	24.47		
15	1	36		24.44	24.47	24.52		
15	18	9		24.52	24.55	24.63		
15	1	0		23.49	23.38	23.48		
15	1	37		23.49	23.49	23.59		
15	36	0		22.45	22.53	22.60		
15	1	1	16-QAM	23.64	23.62	23.59	24.29	0.2685
15	1	1	64-QAM	22.10	21.95	22.01		
15	1	1	256-QAM	19.80	19.75	19.80		
Limit	EIRP < 2W			Result			Pass	



NR n38 Maximum Average Power [dBm] (GT - LC = 0.65 dB)								
BW [MHz]	RB Size	RB Offset	Mod	Lowest	Middle	Highest	EIRP (dBm)	EIRP(W)
20	1	1	PI/2 BPSK	24.45	24.46	24.38	25.32	0.3404
20	1	49		24.50	24.60	24.61		
20	25	12		24.53	24.50	24.67		
20	1	0		23.95	23.88	23.87		
20	1	50		23.97	24.00	24.05		
20	50	0		23.01	23.09	23.11		
20	1	1	QPSK	24.44	24.30	24.32	25.32	0.3404
20	1	49		24.46	24.51	24.53		
20	25	12		24.50	24.52	24.60		
20	1	0		23.45	23.31	23.31		
20	1	50		23.46	23.51	23.52		
20	50	0		22.51	22.50	22.53		
20	1	1	16-QAM	23.47	23.52	23.45	24.17	0.2612
20	1	1	64-QAM	21.95	21.84	21.85		
20	1	1	256-QAM	19.65	19.65	19.66		
Limit	EIRP < 2W			Result			Pass	



NR n38 Maximum Average Power [dBm] (GT - LC = 0.65 dB)										
BW [MHz]	RB Size	RB Offset	Mod	Lowest	Middle	Highest	EIRP (dBm)	EIRP(W)		
30	1	1	PI/2 BPSK	24.50	24.49	24.43	25.37	0.3443		
30	1	76		24.60	24.65	24.72				
30	36	18		24.49	24.53	24.51				
30	1	0		23.95	24.03	23.95				
30	1	77		24.06	24.10	24.26				
30	75	0		23.02	23.05	23.01				
30	1	1	QPSK	24.49	24.50	24.41			24.29	0.2685
30	1	76		24.56	24.64	24.65				
30	36	18		24.47	24.55	24.54				
30	1	0		23.45	23.48	23.38				
30	1	77		23.51	23.63	23.67				
30	75	0		22.50	22.58	22.56				
30	1	1	16-QAM	23.64	23.53	23.51	24.29	0.2685		
30	1	1	64-QAM	21.97	21.95	21.95				
30	1	1	256-QAM	19.71	20.00	19.67				
Limit	EIRP < 2W			Result			Pass			

NR n38 Maximum Average Power [dBm] (GT - LC = 0.65 dB)										
BW [MHz]	RB Size	RB Offset	Mod	Lowest	Middle	Highest	EIRP (dBm)	EIRP(W)		
40	1	1	PI/2 BPSK	24.49	24.53	24.52	25.44	0.3499		
40	1	104		24.72	24.76	24.79				
40	50	25		24.51	24.56	24.55				
40	1	0		23.96	24.05	24.00				
40	1	105		24.18	24.27	24.25				
40	100	0		22.98	23.05	23.06				
40	1	1	QPSK	24.51	24.43	24.41			24.32	0.2704
40	1	104		24.58	24.69	24.70				
40	50	25		24.48	24.54	24.53				
40	1	0		23.48	23.47	23.41				
40	1	105		23.59	23.72	23.74				
40	100	0		22.56	22.54	22.51				
40	1	1	16-QAM	23.59	23.67	23.53	24.32	0.2704		
40	1	1	64-QAM	22.02	22.03	21.94				
40	1	1	256-QAM	19.73	19.79	19.73				
Limit	EIRP < 2W			Result			Pass			



NR n41 HPUE Maximum Average Power [dBm] (GT - LC = 1.22 dB)								
BW [MHz]	RB Size	RB Offset	Mod	Lowest	Middle	Highest	EIRP (dBm)	EIRP(W)
20	1	1	PI/2 BPSK	26.50	26.50	26.87	28.11	0.6471
20	1	49		26.60	26.54	26.84		
20	25	12		26.72	26.53	26.89		
20	1	0		23.05	23.02	23.32		
20	1	50		23.13	23.09	23.41		
20	50	0		26.20	26.03	26.41		
20	1	1	QPSK	26.46	26.51	26.79		
20	1	49		26.55	26.52	26.81		
20	25	12		26.68	26.54	26.87		
20	1	0		23.01	23.01	23.32		
20	1	50		23.08	23.01	23.36		
20	50	0		25.65	25.58	25.93		
20	1	1	16-QAM	25.66	25.61	24.98	26.88	0.4875
20	1	1	64-QAM	24.18	24.05	24.50		
20	1	1	256-QAM	21.81	21.85	22.12		
Limit	EIRP < 2W			Result			Pass	

NR n41 HPUE Maximum Average Power [dBm] (GT - LC = 1.22 dB)								
BW [MHz]	RB Size	RB Offset	Mod	Lowest	Middle	Highest	EIRP (dBm)	EIRP(W)
30	1	1	PI/2 BPSK	26.67	26.47	26.94	28.21	0.6622
30	1	76		26.67	26.62	26.98		
30	36	18		26.68	26.46	26.97		
30	1	0		23.18	22.98	23.41		
30	1	77		23.08	23.11	23.45		
30	75	0		26.15	25.95	26.51		
30	1	1	QPSK	26.68	26.44	26.88		
30	1	76		26.62	26.50	26.99		
30	36	18		26.66	26.40	26.94		
30	1	0		23.26	23.00	23.38		
30	1	77		23.21	23.03	23.49		
30	75	0		25.70	25.45	25.98		
30	1	1	16-QAM	25.86	25.55	26.01	27.23	0.5284
30	1	1	64-QAM	24.29	24.04	24.52		
30	1	1	256-QAM	22.04	21.83	22.33		
Limit	EIRP < 2W			Result			Pass	



NR n41 HPUE Maximum Average Power [dBm] (GT - LC = 1.22 dB)										
BW [MHz]	RB Size	RB Offset	Mod	Lowest	Middle	Highest	EIRP (dBm)	EIRP(W)		
40	1	1	PI/2 BPSK	26.66	26.44	26.77	28.13	0.6501		
40	1	104		26.51	26.53	26.91				
40	50	25		26.55	26.41	26.87				
40	1	0		23.13	22.93	23.21				
40	1	105		23.07	23.01	23.41				
40	100	0		26.09	25.97	26.38				
40	1	1	QPSK	26.63	26.41	26.79			28.13	0.6501
40	1	104		26.46	26.48	26.84				
40	50	25		25.58	26.41	26.87				
40	1	0		23.20	23.01	23.19				
40	1	105		23.02	23.05	23.33				
40	100	0		25.60	25.44	25.89				
40	1	1	16-QAM	25.77	25.53	25.94	27.16	0.5200		
40	1	1	64-QAM	24.30	24.05	24.33				
40	1	1	256-QAM	21.91	21.80	22.08				
Limit	EIRP < 2W			Result			Pass			

NR n41 HPUE Maximum Average Power [dBm] (GT - LC = 1.22 dB)										
BW [MHz]	RB Size	RB Offset	Mod	Lowest	Middle	Highest	EIRP (dBm)	EIRP(W)		
50	1	1	PI/2 BPSK	26.85	26.44	26.71	28.13	0.6501		
50	1	131		26.39	26.68	26.91				
50	64	32		26.69	26.44	26.81				
50	1	0		23.31	22.98	23.24				
50	1	132		22.94	23.09	23.54				
50	128	0		26.14	25.96	26.00				
50	1	1	QPSK	26.77	26.32	26.64			28.13	0.6501
50	1	131		26.48	26.61	26.86				
50	64	32		26.67	26.45	26.83				
50	1	0		23.30	22.96	23.16				
50	1	132		22.88	23.10	23.44				
50	128	0		25.61	25.48	25.84				
50	1	1	16-QAM	25.95	25.64	25.80	27.17	0.5212		
50	1	1	64-QAM	24.35	24.02	24.25				
50	1	1	256-QAM	22.05	21.70	22.02				
Limit	EIRP < 2W			Result			Pass			



NR n41 HPUE Maximum Average Power [dBm] (GT - LC = 1.22 dB)								
BW [MHz]	RB Size	RB Offset	Mod	Lowest	Middle	Highest	EIRP (dBm)	EIRP(W)
60	1	1	PI/2 BPSK	26.61	26.39	26.48	28.09	0.6442
60	1	160		26.46	26.65	26.87		
60	81	40		26.55	26.41	26.70		
60	1	0		23.25	22.83	22.95		
60	1	161		22.95	23.19	23.39		
60	162	0		26.10	26.04	26.22		
60	1	1	QPSK	26.61	26.48	26.37		
60	1	160		26.51	26.72	26.87		
60	81	40		26.58	26.46	26.83		
60	1	0		23.25	22.84	22.90		
60	1	161		22.93	23.19	23.37		
60	162	0		25.64	25.46	25.77		
60	1	1	16-QAM	25.79	25.51	25.49	27.01	0.5023
60	1	1	64-QAM	24.31	23.84	24.02		
60	1	1	256-QAM	22.18	21.66	21.72		
Limit	EIRP < 2W			Result			Pass	

NR n41 HPUE Maximum Average Power [dBm] (GT - LC = 1.22 dB)								
BW [MHz]	RB Size	RB Offset	Mod	Lowest	Middle	Highest	EIRP (dBm)	EIRP(W)
70	1	1	PI/2 BPSK	26.87	26.28	26.36	28.18	0.6577
70	1	187		26.56	26.65	26.95		
70	90	45		26.73	26.45	26.66		
70	1	0		23.33	22.81	22.84		
70	1	188		23.14	23.28	23.45		
70	180	0		26.24	26.00	26.14		
70	1	1	QPSK	26.67	26.21	26.31		
70	1	187		26.51	26.65	26.96		
70	90	45		26.71	26.44	26.59		
70	1	0		23.34	22.85	22.93		
70	1	188		23.01	23.20	23.48		
70	180	0		25.76	25.48	25.62		
70	1	1	16-QAM	25.78	25.37	25.44	27.00	0.5012
70	1	1	64-QAM	24.31	23.85	23.75		
70	1	1	256-QAM	22.40	21.54	21.64		
Limit	EIRP < 2W			Result			Pass	



NR n41 HPUE Maximum Average Power [dBm] (GT - LC = 1.22 dB)								
BW [MHz]	RB Size	RB Offset	Mod	Lowest	Middle	Highest	EIRP (dBm)	EIRP(W)
80	1	1	PI/2 BPSK	26.66	26.73	26.40	28.18	0.6577
80	1	215		26.61	26.54	26.96		
80	108	54		26.54	26.57	26.72		
80	1	0		23.25	23.31	22.91		
80	1	216		23.06	23.10	23.44		
80	216	0		26.11	26.11	26.25		
80	1	1	QPSK	26.63	26.64	26.34		
80	1	215		26.59	26.51	26.93		
80	108	54		26.54	26.53	26.71		
80	1	0		23.22	23.22	22.83		
80	1	216		23.10	23.05	23.42		
80	216	0		25.61	25.62	25.78		
80	1	1	16-QAM	25.82	25.85	25.53	27.07	0.5093
80	1	1	64-QAM	24.25	24.31	23.97		
80	1	1	256-QAM	22.04	22.01	21.66		
Limit	EIRP < 2W			Result			Pass	

NR n41 HPUE Maximum Average Power [dBm] (GT - LC = 1.22 dB)								
BW [MHz]	RB Size	RB Offset	Mod	Lowest	Middle	Highest	EIRP (dBm)	EIRP(W)
90	1	1	PI/2 BPSK	26.71	26.34	26.36	28.09	0.6442
90	1	243		26.57	26.78	26.78		
90	120	60		26.58	26.54	26.79		
90	1	0		23.24	22.86	22.99		
90	1	244		23.07	23.28	23.33		
90	243	0		26.20	26.04	26.31		
90	1	1	QPSK	26.74	26.27	26.27		
90	1	243		26.49	26.66	26.87		
90	120	60		26.63	26.51	26.78		
90	1	0		23.30	22.87	22.88		
90	1	244		23.05	23.27	23.32		
90	243	0		25.67	25.55	25.80		
90	1	1	16-QAM	25.92	25.49	25.49	27.14	0.5176
90	1	1	64-QAM	24.27	23.89	24.01		
90	1	1	256-QAM	22.04	21.71	21.72		
Limit	EIRP < 2W			Result			Pass	



NR n41 HPUE Maximum Average Power [dBm] (GT - LC = 1.22 dB)								
BW [MHz]	RB Size	RB Offset	Mod	Lowest	Middle	Highest	EIRP (dBm)	EIRP(W)
100	1	1	PI/2 BPSK	26.74	26.27	26.27	28.11	0.6471
100	1	271		26.65	26.74	26.89		
100	135	67		26.53	26.54	26.77		
100	1	0		23.26	22.79	22.71		
100	1	272		23.15	23.22	23.33		
100	270	0		26.04	26.04	26.18		
100	1	1	QPSK	26.72	26.19	26.19		
100	1	271		26.59	26.65	26.79		
100	135	67		26.59	26.47	26.64		
100	1	0		23.24	22.72	22.73		
100	1	272		23.19	23.22	23.29		
100	270	0		25.53	25.58	25.70		
100	1	1	16-QAM	25.77	25.28	25.40	26.99	0.5000
100	1	1	64-QAM	24.28	23.80	23.77		
100	1	1	256-QAM	22.01	21.49	21.46		
Limit	EIRP < 2W			Result			Pass	



NR n66 Maximum Average Power [dBm] (GT - LC = 0.24 dB)								
BW [MHz]	RB Size	RB Offset	Mod	Lowest	Middle	Highest	EIRP (dBm)	EIRP(W)
5	1	1	PI/2 BPSK	24.48	24.79	24.67	25.12	0.3251
5	1	23		24.44	24.88	24.60		
5	12	6		24.31	24.83	24.71		
5	1	0		23.92	24.21	24.26		
5	1	24		23.80	24.31	24.27		
5	25	0		23.88	24.38	24.31		
5	1	1	QPSK	24.44	24.76	24.73		
5	1	23		24.35	24.82	24.73		
5	12	6		24.33	24.78	24.74		
5	1	0		23.50	23.74	23.86		
5	1	24		23.36	23.84	23.77		
5	25	0		23.39	23.83	23.74		
5	1	1	16-QAM	23.31	23.67	23.62	23.91	0.2460
5	1	1	64-QAM	22.15	22.57	22.44		
5	1	1	256-QAM	19.48	19.77	19.71		
Limit	EIRP < 1W			Result			Pass	

NR n66 Maximum Average Power [dBm] (GT - LC = 0.24 dB)								
BW [MHz]	RB Size	RB Offset	Mod	Lowest	Middle	Highest	EIRP (dBm)	EIRP(W)
10	1	1	PI/2 BPSK	24.38	24.70	24.77	25.09	0.3228
10	1	50		24.39	24.76	24.70		
10	25	12		24.50	24.83	24.74		
10	1	0		24.01	24.17	24.27		
10	1	51		23.84	24.22	24.05		
10	50	0		24.00	24.35	24.27		
10	1	1	QPSK	24.59	24.75	24.83		
10	1	50		24.32	24.83	24.79		
10	25	12		24.51	24.85	24.78		
10	1	0		23.52	23.79	23.87		
10	1	51		23.38	23.80	23.66		
10	50	0		23.42	23.85	23.81		
10	1	1	16-QAM	23.35	23.69	23.78	24.02	0.2523
10	1	1	64-QAM	22.22	22.51	22.51		
10	1	1	256-QAM	19.56	19.70	19.89		
Limit	EIRP < 1W			Result			Pass	



NR n66 Maximum Average Power [dBm] (GT - LC = 0.24 dB)								
BW [MHz]	RB Size	RB Offset	Mod	Lowest	Middle	Highest	EIRP (dBm)	EIRP(W)
15	1	1	PI/2 BPSK	24.60	24.76	24.80	25.13	0.3258
15	1	77		24.23	24.87	24.72		
15	36	18		24.38	24.80	24.85		
15	1	0		23.98	24.23	24.37		
15	1	78		23.92	24.34	24.22		
15	75	0		23.89	24.38	24.35		
15	1	1	QPSK	24.70	24.75	24.89		
15	1	77		24.54	24.89	24.72		
15	36	18		24.49	24.88	24.88		
15	1	0		23.61	23.74	23.87		
15	1	78		23.36	23.78	23.81		
15	75	0		23.51	23.90	23.85		
15	1	1	16-QAM	23.42	23.63	23.67	23.91	0.2460
15	1	1	64-QAM	22.33	22.47	22.55		
15	1	1	256-QAM	19.56	19.81	19.74		
Limit	EIRP < 1W			Result			Pass	

NR n66 Maximum Average Power [dBm] (GT - LC = 0.24 dB)								
BW [MHz]	RB Size	RB Offset	Mod	Lowest	Middle	Highest	EIRP (dBm)	EIRP(W)
20	1	1	PI/2 BPSK	24.44	24.60	24.80	25.18	0.3296
20	1	104		24.39	24.84	24.61		
20	50	25		24.46	24.80	24.78		
20	1	0		24.00	24.20	24.34		
20	1	105		23.89	24.37	24.20		
20	100	0		23.91	24.34	24.32		
20	1	1	QPSK	24.59	24.77	24.93		
20	1	104		24.45	24.94	24.72		
20	50	25		24.42	24.84	24.88		
20	1	0		23.57	23.77	23.87		
20	1	105		23.45	23.66	23.65		
20	100	0		23.48	23.82	23.86		
20	1	1	16-QAM	23.37	23.59	23.76	24.00	0.2512
20	1	1	64-QAM	22.19	22.36	22.57		
20	1	1	256-QAM	19.49	19.77	19.84		
Limit	EIRP < 1W			Result			Pass	



NR n66 Maximum Average Power [dBm] (GT - LC = 0.24 dB)										
BW [MHz]	RB Size	RB Offset	Mod	Lowest	Middle	Highest	EIRP (dBm)	EIRP(W)		
30	1	1	PI/2 BPSK	24.39	24.46	24.87	25.23	0.3334		
30	1	158		24.58	24.62	24.73				
30	80	40		24.43	24.80	24.92				
30	1	0		24.01	24.08	24.33				
30	1	159		24.13	24.26	24.15				
30	160	0		24.08	24.37	24.54				
30	1	1	QPSK	24.71	24.66	24.88			24.02	0.2523
30	1	158		24.65	24.87	24.65				
30	80	40		24.49	24.30	24.99				
30	1	0		23.43	23.56	23.88				
30	1	159		23.64	23.83	23.71				
30	160	0		23.65	23.78	23.92				
30	1	1	16-QAM	23.36	23.51	23.78	24.02	0.2523		
30	1	1	64-QAM	22.25	22.19	22.58				
30	1	1	256-QAM	19.70	19.71	20.05				
Limit	EIRP < 1W			Result			Pass			

NR n66 Maximum Average Power [dBm] (GT - LC = 0.24 dB)										
BW [MHz]	RB Size	RB Offset	Mod	Lowest	Middle	Highest	EIRP (dBm)	EIRP(W)		
40	1	1	PI/2 BPSK	24.45	24.31	24.61	25.15	0.3273		
40	1	214		24.79	24.66	24.63				
40	108	54		24.63	24.78	24.87				
40	1	0		23.96	23.88	24.17				
40	1	215		24.17	24.24	24.10				
40	216	0		24.16	24.25	24.37				
40	1	1	QPSK	24.47	24.48	24.71			23.92	0.2466
40	1	214		24.79	24.80	24.60				
40	108	54		24.56	24.85	24.91				
40	1	0		23.53	23.40	23.76				
40	1	215		23.71	23.74	23.65				
40	216	0		23.54	23.80	23.94				
40	1	1	16-QAM	23.32	23.34	23.68	23.92	0.2466		
40	1	1	64-QAM	22.17	22.14	22.48				
40	1	1	256-QAM	19.36	19.54	19.90				
Limit	EIRP < 1W			Result			Pass			



NR n71 Maximum Average Power [dBm] (GT - LC = -8.32 dB)								
BW [MHz]	RB Size	RB Offset	Mod	Lowest	Middle	Highest	ERP (dBm)	ERP(W)
5	1	1	PI/2 BPSK	24.73	24.55	24.52	14.30	0.0269
5	1	23		24.53	24.70	24.44		
5	12	6		24.67	24.65	24.50		
5	1	0		24.21	24.11	24.02		
5	1	24		24.04	24.15	23.95		
5	25	0		24.17	24.32	24.00		
5	1	1	QPSK	24.77	24.67	24.63		
5	1	23		24.45	24.75	24.48		
5	12	6		24.65	24.68	24.54		
5	1	0		23.74	23.65	23.57		
5	1	24		23.58	23.68	23.45		
5	25	0		23.72	23.67	23.52		
5	1	1	16-QAM	23.65	23.58	23.53	13.18	0.0208
5	1	1	64-QAM	22.42	22.33	22.21		
5	1	1	256-QAM	19.65	19.61	19.56		
Limit	ERP < 3W			Result			Pass	

NR n71 Maximum Average Power [dBm] (GT - LC = -8.32 dB)								
BW [MHz]	RB Size	RB Offset	Mod	Lowest	Middle	Highest	ERP (dBm)	ERP(W)
10	1	1	PI/2 BPSK	24.72	24.61	24.79	14.32	0.0270
10	1	50		24.65	24.59	24.54		
10	25	12		24.56	24.62	24.63		
10	1	0		24.19	24.13	24.27		
10	1	51		24.16	24.23	24.00		
10	50	0		24.15	24.22	24.07		
10	1	1	QPSK	24.65	24.65	24.76		
10	1	50		24.57	24.72	24.51		
10	25	12		24.48	24.63	24.63		
10	1	0		23.67	23.70	23.72		
10	1	51		23.63	23.71	23.53		
10	50	0		23.56	23.57	23.64		
10	1	1	16-QAM	23.52	23.68	23.72	13.25	0.0211
10	1	1	64-QAM	22.42	22.42	22.49		
10	1	1	256-QAM	19.63	19.35	19.61		
Limit	ERP < 3W			Result			Pass	



NR n71 Maximum Average Power [dBm] (GT - LC = -8.32 dB)								
BW [MHz]	RB Size	RB Offset	Mod	Lowest	Middle	Highest	ERP (dBm)	ERP(W)
15	1	1	PI/2 BPSK	24.51	24.54	24.75	14.29	0.0269
15	1	77		24.62	24.72	24.56		
15	36	18		24.60	24.73	24.76		
15	1	0		24.18	24.13	24.20		
15	1	78		24.11	24.18	24.07		
15	75	0		24.11	24.20	24.14		
15	1	1	QPSK	24.48	24.67	24.67		
15	1	77		24.71	24.73	24.65		
15	36	18		24.45	24.75	24.74		
15	1	0		23.65	23.70	23.70		
15	1	78		23.69	23.67	23.53		
15	75	0		23.66	23.71	23.69		
15	1	1	16-QAM	23.58	23.62	23.62	13.15	0.0207
15	1	1	64-QAM	22.39	22.34	22.30		
15	1	1	256-QAM	19.50	19.53	19.49		
Limit	ERP < 3W			Result			Pass	

NR n71 Maximum Average Power [dBm] (GT - LC = -8.32 dB)								
BW [MHz]	RB Size	RB Offset	Mod	Lowest	Middle	Highest	ERP (dBm)	ERP(W)
20	1	1	PI/2 BPSK	24.62	24.56	24.56	14.26	0.0267
20	1	104		24.70	24.61	24.44		
20	50	25		24.67	24.71	24.67		
20	1	0		24.09	24.12	24.12		
20	1	105		24.13	24.13	24.00		
20	100	0		24.10	24.11	24.04		
20	1	1	QPSK	24.64	24.63	24.72		
20	1	104		24.72	24.73	24.52		
20	50	25		24.68	24.67	24.70		
20	1	0		23.66	23.61	23.64		
20	1	105		23.73	23.72	23.56		
20	100	0		23.57	23.65	23.67		
20	1	1	16-QAM	23.50	23.54	23.52	13.07	0.0203
20	1	1	64-QAM	22.32	22.29	22.34		
20	1	1	256-QAM	19.36	19.27	19.29		
Limit	ERP < 3W			Result			Pass	



Part 270 NR n77 HPUE Maximum Average Power [dBm] (GT - LC = 1.31 dB)								
BW [MHz]	RB Size	RB Offset	Mod	Lowest	Middle	Highest	EIRP (dBm)	EIRP(W)
10	1	1	PI/2 BPSK	26.52	26.90	26.94	28.30	0.6761
10	1	22		26.53	26.83	26.99		
10	12	6		26.60	26.91	26.99		
10	1	0		23.02	23.31	23.46		
10	1	23		22.97	23.28	23.39		
10	24	0		26.10	26.39	26.51		
10	1	1	QPSK	26.47	26.88	26.85		
10	1	22		26.45	26.85	26.88		
10	12	6		26.60	26.89	26.99		
10	1	0		23.00	23.34	23.40		
10	1	23		22.97	23.31	23.38		
10	24	0		25.55	25.93	26.03		
10	1	1	16-QAM	25.62	25.97	26.00	27.31	0.5383
10	1	1	64-QAM	24.03	24.42	24.45		
10	1	1	256-QAM	21.83	22.10	22.19		
Limit	EIRP < 1W			Result			Pass	

Part 270 NR n77 HPUE Maximum Average Power [dBm] (GT - LC = 1.31 dB)								
BW [MHz]	RB Size	RB Offset	Mod	Lowest	Middle	Highest	EIRP (dBm)	EIRP(W)
15	1	1	PI/2 BPSK	26.57	26.87	26.95	28.30	0.6761
15	1	36		26.58	26.95	26.97		
15	18	9		26.67	26.98	26.99		
15	1	0		23.04	23.29	23.40		
15	1	37		23.01	23.35	23.37		
15	36	0		26.12	26.50	26.49		
15	1	1	QPSK	26.51	26.80	26.87		
15	1	36		26.50	26.98	26.94		
15	18	9		26.64	26.97	26.99		
15	1	0		23.02	23.26	23.27		
15	1	37		23.00	23.32	23.41		
15	36	0		25.61	25.94	25.98		
15	1	1	16-QAM	25.68	25.89	25.89	27.20	0.5248
15	1	1	64-QAM	24.10	24.43	24.41		
15	1	1	256-QAM	21.82	22.13	22.15		
Limit	EIRP < 1W			Result			Pass	



Part 270 NR n77 HPUE Maximum Average Power [dBm] (GT - LC = 1.31 dB)								
BW [MHz]	RB Size	RB Offset	Mod	Lowest	Middle	Highest	EIRP (dBm)	EIRP(W)
20	1	1	PI/2 BPSK	26.61	26.88	26.85	28.30	0.6761
20	1	49		26.48	26.87	26.98		
20	25	12		26.60	26.99	26.99		
20	1	0		23.10	23.35	23.25		
20	1	50		23.00	23.34	23.47		
20	50	0		26.12	26.50	26.54		
20	1	1	QPSK	26.61	26.83	26.79		
20	1	49		26.47	26.82	26.96		
20	25	12		26.59	26.97	26.98		
20	1	0		23.12	23.30	23.26		
20	1	50		22.92	23.27	23.45		
20	50	0		25.60	25.94	25.98		
20	1	1	16-QAM	25.72	25.90	25.92	27.23	0.5284
20	1	1	64-QAM	24.15	24.43	24.39		
20	1	1	256-QAM	21.93	22.12	22.07		
Limit	EIRP < 1W			Result			Pass	



Part 270 NR n77 HPUE Maximum Average Power [dBm] (GT - LC = 1.31 dB)										
BW [MHz]	RB Size	RB Offset	Mod	Lowest	Middle	Highest	EIRP (dBm)	EIRP(W)		
30	1	1	PI/2 BPSK	26.65	26.83	26.87	28.30	0.6761		
30	1	76		26.63	26.99	26.98				
30	36	18		26.68	26.97	26.85				
30	1	0		23.07	23.30	23.39				
30	1	77		23.11	23.46	23.51				
30	75	0		26.10	26.50	26.45				
30	1	1	QPSK	26.58	26.84	26.79			28.30	0.6761
30	1	76		26.57	26.96	26.95				
30	36	18		26.62	26.95	26.87				
30	1	0		23.11	23.32	23.29				
30	1	77		23.03	23.42	23.48				
30	75	0		25.63	26.00	25.90				
30	1	1	16-QAM	25.69	25.92	25.95	27.26	0.5321		
30	1	1	64-QAM	24.13	24.43	24.36				
30	1	1	256-QAM	21.84	22.10	22.08				
Limit	EIRP < 1W			Result			Pass			

Part 270 NR n77 HPUE Maximum Average Power [dBm] (GT - LC = 1.31 dB)										
BW [MHz]	RB Size	RB Offset	Mod	Lowest	Middle	Highest	EIRP (dBm)	EIRP(W)		
40	1	1	PI/2 BPSK	26.74	26.94	26.95	28.31	0.6776		
40	1	104		26.61	26.98	27.00				
40	50	25		26.60	26.98	26.92				
40	1	0		23.27	23.41	23.39				
40	1	105		23.05	23.45	23.66				
40	100	0		26.06	26.49	26.55				
40	1	1	QPSK	26.70	26.84	26.87			28.31	0.6776
40	1	104		26.61	26.92	26.99				
40	50	25		26.60	26.95	26.88				
40	1	0		23.22	23.31	23.40				
40	1	105		23.09	23.43	23.60				
40	100	0		25.60	25.93	25.92				
40	1	1	16-QAM	25.87	25.90	26.00	27.31	0.5383		
40	1	1	64-QAM	24.26	24.33	24.49				
40	1	1	256-QAM	22.00	22.14	22.22				
Limit	EIRP < 1W			Result			Pass			



Part 270 NR n77 HPUE Maximum Average Power [dBm] (GT - LC = 1.31 dB)								
BW [MHz]	RB Size	RB Offset	Mod	Lowest	Middle	Highest	EIRP (dBm)	EIRP(W)
50	1	1	PI/2 BPSK	26.45	26.66	26.65	28.19	0.6592
50	1	131		26.29	26.75	26.88		
50	64	32		26.39	26.75	26.70		
50	1	0		22.85	23.00	23.02		
50	1	132		22.79	23.22	23.32		
50	128	0		25.89	26.21	26.19		
50	1	1	QPSK	26.43	26.50	26.59		
50	1	131		26.21	26.73	26.82		
50	64	32		26.37	26.76	26.69		
50	1	0		22.86	22.97	23.05		
50	1	132		22.70	23.16	23.28		
50	128	0		25.34	25.72	25.68		
50	1	1	16-QAM	25.56	25.54	25.68	26.99	0.5000
50	1	1	64-QAM	23.91	24.06	24.12		
50	1	1	256-QAM	21.70	21.79	21.90		
Limit	EIRP < 1W			Result			Pass	

Part 270 NR n77 HPUE Maximum Average Power [dBm] (GT - LC = 1.31 dB)								
BW [MHz]	RB Size	RB Offset	Mod	Lowest	Middle	Highest	EIRP (dBm)	EIRP(W)
60	1	1	PI/2 BPSK	26.38	26.46	26.58	28.12	0.6486
60	1	160		26.18	26.77	26.81		
60	81	40		26.27	26.73	26.79		
60	1	0		22.79	22.91	23.08		
60	1	161		22.63	23.05	23.29		
60	162	0		25.77	26.22	26.27		
60	1	1	QPSK	26.27	26.45	26.58		
60	1	160		26.08	26.61	26.80		
60	81	40		26.27	26.70	26.79		
60	1	0		22.79	22.90	23.07		
60	1	161		22.64	23.10	23.31		
60	162	0		25.26	25.70	25.76		
60	1	1	16-QAM	25.37	25.49	25.65	26.96	0.4966
60	1	1	64-QAM	23.81	24.00	24.13		
60	1	1	256-QAM	21.60	21.70	21.85		
Limit	EIRP < 1W			Result			Pass	



Part 270 NR n77 HPUE Maximum Average Power [dBm] (GT - LC = 1.31 dB)								
BW [MHz]	RB Size	RB Offset	Mod	Lowest	Middle	Highest	EIRP (dBm)	EIRP(W)
70	1	1	PI/2 BPSK	26.39	26.41	26.65	28.23	0.6653
70	1	187		26.32	26.62	26.92		
70	90	45		26.43	26.73	26.84		
70	1	0		22.89	22.92	23.06		
70	1	188		22.76	23.13	23.35		
70	180	0		25.94	26.21	26.30		
70	1	1	QPSK	26.39	26.40	26.62		
70	1	187		26.24	26.62	26.85		
70	90	45		26.42	26.70	26.81		
70	1	0		22.93	22.90	23.07		
70	1	188		22.79	23.03	23.39		
70	180	0		25.38	25.64	25.74		
70	1	1	16-QAM	25.50	25.49	25.65	26.96	0.4966
70	1	1	64-QAM	23.88	23.95	24.16		
70	1	1	256-QAM	21.66	21.73	21.89		
Limit	EIRP < 1W			Result			Pass	

Part 270 NR n77 HPUE Maximum Average Power [dBm] (GT - LC = 1.31 dB)								
BW [MHz]	RB Size	RB Offset	Mod	Lowest	Middle	Highest	EIRP (dBm)	EIRP(W)
80	1	1	PI/2 BPSK	26.48	26.38	26.50	28.16	0.6546
80	1	215		26.31	26.66	26.85		
80	108	54		26.42	26.72	26.73		
80	1	0		22.87	22.85	22.98		
80	1	216		22.72	23.22	23.32		
80	216	0		25.76	26.21	26.18		
80	1	1	QPSK	26.32	26.40	26.44		
80	1	215		26.26	26.58	26.80		
80	108	54		26.37	26.71	26.72		
80	1	0		22.92	22.83	22.93		
80	1	216		22.73	23.04	23.28		
80	216	0		25.29	25.64	25.67		
80	1	1	16-QAM	25.42	25.37	25.58	26.89	0.4887
80	1	1	64-QAM	23.84	23.92	23.98		
80	1	1	256-QAM	21.68	21.66	21.77		
Limit	EIRP < 1W			Result			Pass	



Part 270 NR n77 HPUE Maximum Average Power [dBm] (GT - LC = 1.31 dB)								
BW [MHz]	RB Size	RB Offset	Mod	Lowest	Middle	Highest	EIRP (dBm)	EIRP(W)
90	1	1	PI/2 BPSK	26.45	26.40	26.55	28.17	0.6561
90	1	243		26.39	26.67	26.86		
90	120	60		26.44	26.72	26.70		
90	1	0		22.89	22.82	23.03		
90	1	244		22.78	23.26	23.34		
90	243	0		25.90	26.16	26.16		
90	1	1	QPSK	26.34	26.41	26.56		
90	1	243		26.33	26.70	26.85		
90	120	60		26.41	26.74	26.69		
90	1	0		22.88	22.85	23.03		
90	1	244		22.83	23.24	23.32		
90	243	0		25.36	25.67	25.68		
90	1	1	16-QAM	25.48	25.42	25.73	27.04	0.5058
90	1	1	64-QAM	23.88	23.91	24.19		
90	1	1	256-QAM	21.70	21.62	21.86		
Limit	EIRP < 1W			Result			Pass	

Part 270 NR n77 HPUE Maximum Average Power [dBm] (GT - LC = 1.31 dB)								
BW [MHz]	RB Size	RB Offset	Mod	Lowest	Middle	Highest	EIRP (dBm)	EIRP(W)
100	1	1	PI/2 BPSK	26.39	26.45	26.58	28.23	0.6653
100	1	271		26.38	26.80	26.91		
100	135	67		26.41	26.75	26.73		
100	1	0		22.85	22.75	23.02		
100	1	272		22.81	23.27	23.42		
100	270	0		25.77	26.23	26.23		
100	1	1	QPSK	26.29	26.39	26.56		
100	1	271		26.32	26.70	26.92		
100	135	67		26.40	26.76	26.69		
100	1	0		22.79	22.85	23.05		
100	1	272		22.75	23.25	23.39		
100	270	0		25.28	25.67	25.70		
100	1	1	16-QAM	25.35	25.50	25.51	26.82	0.4808
100	1	1	64-QAM	23.81	23.99	24.02		
100	1	1	256-QAM	21.82	21.60	21.97		
Limit	EIRP < 1W			Result			Pass	



Part 270 NR n78 HPUE Maximum Average Power [dBm] (GT - LC = 1.08 dB)								
BW [MHz]	RB Size	RB Offset	Mod	Lowest	Middle	Highest	EIRP (dBm)	EIRP(W)
10	1	1	PI/2 BPSK	26.74	26.69	26.82	27.93	0.6209
10	1	22		26.71	26.67	26.80		
10	12	6		26.78	26.81	26.85		
10	1	0		23.20	23.23	23.30		
10	1	23		23.12	23.16	23.28		
10	24	0		26.23	25.82	26.36		
10	1	1	QPSK	26.71	26.72	26.75		
10	1	22		26.65	26.70	26.79		
10	12	6		26.78	26.79	26.84		
10	1	0		23.21	23.25	23.31		
10	1	23		23.12	23.16	23.21		
10	24	0		25.73	25.83	25.85		
10	1	1	16-QAM	25.85	25.89	25.84	26.97	0.4977
10	1	1	64-QAM	24.29	24.31	24.32		
10	1	1	256-QAM	22.02	22.04	22.07		
Limit	EIRP < 1W			Result			Pass	

Part 270 NR n78 HPUE Maximum Average Power [dBm] (GT - LC = 1.08 dB)								
BW [MHz]	RB Size	RB Offset	Mod	Lowest	Middle	Highest	EIRP (dBm)	EIRP(W)
15	1	1	PI/2 BPSK	26.78	26.84	26.88	28.00	0.6310
15	1	36		26.72	26.82	26.85		
15	18	9		26.82	26.86	26.92		
15	1	0		23.22	23.27	23.31		
15	1	37		23.17	23.32	23.29		
15	36	0		26.25	26.37	26.38		
15	1	1	QPSK	26.79	26.84	26.79		
15	1	36		26.73	26.76	26.78		
15	18	9		26.79	26.87	26.91		
15	1	0		23.25	23.25	23.28		
15	1	37		23.19	23.22	23.24		
15	36	0		25.81	25.84	25.91		
15	1	1	16-QAM	25.87	25.95	25.97	27.05	0.5070
15	1	1	64-QAM	24.35	24.43	24.38		
15	1	1	256-QAM	22.02	22.13	22.13		
Limit	EIRP < 1W			Result			Pass	



Part 270 NR n78 HPUE Maximum Average Power [dBm] (GT - LC = 1.08 dB)								
BW [MHz]	RB Size	RB Offset	Mod	Lowest	Middle	Highest	EIRP (dBm)	EIRP(W)
20	1	1	PI/2 BPSK	26.76	26.83	26.82	28.01	0.6324
20	1	49		26.82	26.78	26.83		
20	25	12		26.74	26.92	26.93		
20	1	0		23.25	23.31	23.37		
20	1	50		23.19	23.33	23.34		
20	50	0		26.27	26.37	26.42		
20	1	1	QPSK	26.78	26.74	26.85	27.08	0.5105
20	1	49		26.67	26.79	26.82		
20	25	12		26.77	26.87	26.91		
20	1	0		23.24	23.21	23.29		
20	1	50		23.16	23.24	23.27		
20	50	0		25.78	25.88	25.89		
20	1	1	16-QAM	25.88	25.90	26.00	27.08	0.5105
20	1	1	64-QAM	24.31	24.27	24.38		
20	1	1	256-QAM	22.02	22.05	22.15		
Limit	EIRP < 1W			Result			Pass	



Part 270 NR n78 HPUE Maximum Average Power [dBm] (GT - LC = 1.08 dB)								
BW [MHz]	RB Size	RB Offset	Mod	Lowest	Middle	Highest	EIRP (dBm)	EIRP(W)
30	1	1	PI/2 BPSK	26.77	26.83	26.79	27.96	0.6252
30	1	76		26.79	26.87	26.85		
30	36	18		26.81	26.78	26.88		
30	1	0		23.25	23.27	23.27		
30	1	77		23.29	23.35	23.30		
30	75	0		26.30	26.39	26.42		
30	1	1	QPSK	26.75	26.85	26.75		
30	1	76		26.76	26.00	26.87		
30	36	18		26.79	26.79	26.88		
30	1	0		23.26	23.29	23.25		
30	1	77		23.27	23.31	23.28		
30	75	0		25.81	25.79	25.85		
30	1	1	16-QAM	25.89	25.93	25.89	27.01	0.5023
30	1	1	64-QAM	24.34	24.43	24.28		
30	1	1	256-QAM	22.06	22.14	22.16		
Limit	EIRP < 1W			Result			Pass	

Part 270 NR n78 HPUE Maximum Average Power [dBm] (GT - LC = 1.08 dB)								
BW [MHz]	RB Size	RB Offset	Mod	Lowest	Middle	Highest	EIRP (dBm)	EIRP(W)
40	1	1	PI/2 BPSK	26.81	26.90	26.86	28.04	0.6368
40	1	104		26.83	26.95	26.96		
40	50	25		26.80	26.91	26.86		
40	1	0		23.35	23.37	23.31		
40	1	105		23.36	23.45	23.44		
40	100	0		26.30	26.37	26.31		
40	1	1	QPSK	26.81	26.91	26.84		
40	1	104		26.86	26.95	26.89		
40	50	25		26.78	26.88	26.84		
40	1	0		23.29	23.33	23.35		
40	1	105		23.36	23.37	23.37		
40	100	0		25.77	25.88	25.84		
40	1	1	16-QAM	25.85	26.02	25.98	27.10	0.5129
40	1	1	64-QAM	24.38	24.21	24.35		
40	1	1	256-QAM	22.08	22.12	22.15		
Limit	EIRP < 1W			Result			Pass	



Part 270 NR n78 HPUE Maximum Average Power [dBm] (GT - LC = 1.08 dB)								
BW [MHz]	RB Size	RB Offset	Mod	Lowest	Middle	Highest	EIRP (dBm)	EIRP(W)
50	1	1	PI/2 BPSK	26.66	26.65	26.53	27.82	0.6053
50	1	131		26.65	26.74	26.69		
50	64	32		26.62	26.67	26.70		
50	1	0		23.06	23.04	23.02		
50	1	132		23.06	23.14	23.08		
50	128	0		26.04	26.10	26.04		
50	1	1	QPSK	26.54	26.48	26.49		
50	1	131		26.57	26.61	26.52		
50	64	32		26.56	26.63	26.61		
50	1	0		23.02	22.93	22.95		
50	1	132		23.00	23.02	23.03		
50	128	0		25.52	25.60	25.57		
50	1	1	16-QAM	25.70	25.59	25.54	26.78	0.4764
50	1	1	64-QAM	24.05	24.02	24.10		
50	1	1	256-QAM	21.88	21.84	21.81		
Limit	EIRP < 1W			Result			Pass	

Part 270 NR n78 HPUE Maximum Average Power [dBm] (GT - LC = 1.08 dB)								
BW [MHz]	RB Size	RB Offset	Mod	Lowest	Middle	Highest	EIRP (dBm)	EIRP(W)
60	1	1	PI/2 BPSK	26.51	26.42	26.45	27.87	0.6124
60	1	160		26.65	26.71	26.79		
60	81	40		26.61	26.67	26.68		
60	1	0		23.02	22.90	22.85		
60	1	161		23.09	23.30	23.16		
60	162	0		26.02	26.20	26.14		
60	1	1	QPSK	26.38	26.40	26.40		
60	1	160		26.59	26.73	26.66		
60	81	40		26.60	26.67	26.64		
60	1	0		22.90	22.88	22.90		
60	1	161		23.08	23.18	23.22		
60	162	0		25.61	25.64	25.60		
60	1	1	16-QAM	25.45	25.43	25.57	26.65	0.4624
60	1	1	64-QAM	23.88	23.97	23.95		
60	1	1	256-QAM	21.78	21.73	21.80		
Limit	EIRP < 1W			Result			Pass	



Part 270 NR n78 HPUE Maximum Average Power [dBm] (GT - LC = 1.08 dB)								
BW [MHz]	RB Size	RB Offset	Mod	Lowest	Middle	Highest	EIRP (dBm)	EIRP(W)
70	1	1	PI/2 BPSK	26.61	26.62	26.62	27.81	0.6039
70	1	187		26.68	26.70	26.67		
70	90	45		26.67	26.65	26.73		
70	1	0		23.03	23.02	23.07		
70	1	188		23.07	23.14	23.09		
70	180	0		26.14	26.13	26.23		
70	1	1	QPSK	26.52	26.55	26.55		
70	1	187		26.64	26.61	26.59		
70	90	45		26.67	26.65	26.71		
70	1	0		23.03	22.93	23.98		
70	1	188		23.07	23.12	23.09		
70	180	0		25.67	25.62	25.63		
70	1	1	16-QAM	25.66	25.43	25.68	26.76	0.4742
70	1	1	64-QAM	24.04	24.03	24.16		
70	1	1	256-QAM	21.86	21.70	21.85		
Limit	EIRP < 1W			Result			Pass	

Part 270 NR n78 HPUE Maximum Average Power [dBm] (GT - LC = 1.08 dB)								
BW [MHz]	RB Size	RB Offset	Mod	Lowest	Middle	Highest	EIRP (dBm)	EIRP(W)
80	1	1	PI/2 BPSK	26.60	26.56	26.57	27.89	0.6152
80	1	215		26.73	26.81	26.65		
80	108	54		26.68	26.74	26.74		
80	1	0		23.01	23.02	23.03		
80	1	216		23.14	23.15	23.10		
80	216	0		26.11	26.17	26.12		
80	1	1	QPSK	26.45	26.46	26.53		
80	1	215		26.62	26.69	26.70		
80	108	54		26.68	26.71	26.71		
80	1	0		23.05	23.00	23.02		
80	1	216		23.15	23.17	23.10		
80	216	0		25.63	25.66	25.65		
80	1	1	16-QAM	25.60	25.45	25.53	26.68	0.4656
80	1	1	64-QAM	24.00	24.06	24.12		
80	1	1	256-QAM	21.78	21.73	21.77		
Limit	EIRP < 1W			Result			Pass	



Part 270 NR n78 HPUE Maximum Average Power [dBm] (GT - LC = 1.08 dB)								
BW [MHz]	RB Size	RB Offset	Mod	Lowest	Middle	Highest	EIRP (dBm)	EIRP(W)
90	1	1	PI/2 BPSK	26.58	26.55	26.45	27.93	0.6209
90	1	243		26.85	26.84	26.71		
90	120	60		26.61	26.67	26.64		
90	1	0		23.03	22.95	22.97		
90	1	244		23.24	23.25	23.23		
90	243	0		26.13	26.11	26.13		
90	1	1	QPSK	26.47	26.39	26.38		
90	1	243		26.65	26.64	26.72		
90	120	60		26.71	26.65	26.67		
90	1	0		23.02	22.93	22.95		
90	1	244		23.25	23.24	23.20		
90	243	0		25.68	25.63	25.64		
90	1	1	16-QAM	25.65	25.55	25.52	26.73	0.4710
90	1	1	64-QAM	24.00	24.03	24.02		
90	1	1	256-QAM	21.84	21.78	21.72		
Limit	EIRP < 1W			Result			Pass	

Part 270 NR n78 HPUE Maximum Average Power [dBm] (GT - LC = 1.08 dB)								
BW [MHz]	RB Size	RB Offset	Mod	Lowest	Middle	Highest	EIRP (dBm)	EIRP(W)
100	1	1	PI/2 BPSK	-	26.41	-	27.87	0.6124
100	1	271		-	26.79	-		
100	135	67		-	26.68	-		
100	1	0		-	22.95	-		
100	1	272		-	23.30	-		
100	270	0		-	26.18	-		
100	1	1	QPSK	-	26.38	-		
100	1	271		-	26.74	-		
100	135	67		-	26.68	-		
100	1	0		-	22.96	-		
100	1	272		-	23.27	-		
100	270	0		-	25.63	-		
100	1	1	16-QAM	-	25.46	-	26.54	0.4508
100	1	1	64-QAM	-	24.05	-		
100	1	1	256-QAM	-	21.75	-		
Limit	EIRP < 1W			Result			Pass	



Part 27Q NR n77 HPUE Maximum Average Power [dBm] (GT - LC = 1.31 dB)								
BW [MHz]	RB Size	RB Offset	Mod	Lowest	Middle	Highest	EIRP (dBm)	EIRP(W)
10	1	1	PI/2 BPSK	26.56	26.50	26.32	27.90	0.6166
10	1	22		26.53	26.42	26.38		
10	12	6		26.59	26.49	26.47		
10	1	0		23.14	22.98	22.93		
10	1	23		22.96	22.87	22.86		
10	24	0		26.04	25.95	25.89		
10	1	1	QPSK	26.55	26.47	26.41		
10	1	22		26.49	26.36	26.37		
10	12	6		26.59	26.52	26.41		
10	1	0		23.13	22.92	22.88		
10	1	23		23.00	22.85	22.81		
10	24	0		25.57	25.47	25.48		
10	1	1	16-QAM	25.67	25.49	25.45	26.98	0.4989
10	1	1	64-QAM	24.10	24.00	23.97		
10	1	1	256-QAM	21.83	21.79	21.69		
Limit	EIRP < 1W			Result			Pass	

Part 27Q NR n77 HPUE Maximum Average Power [dBm] (GT - LC = 1.31 dB)								
BW [MHz]	RB Size	RB Offset	Mod	Lowest	Middle	Highest	EIRP (dBm)	EIRP(W)
15	1	1	PI/2 BPSK	26.73	26.64	26.49	28.04	0.6368
15	1	36		26.61	26.41	26.39		
15	18	9		26.68	26.60	26.43		
15	1	0		23.18	23.10	22.95		
15	1	37		23.11	22.87	22.82		
15	36	0		26.22	25.97	25.95		
15	1	1	QPSK	26.65	26.64	26.51		
15	1	36		26.57	26.39	26.36		
15	18	9		26.68	26.58	26.44		
15	1	0		23.19	23.11	22.95		
15	1	37		23.06	22.85	22.82		
15	36	0		25.71	25.57	25.42		
15	1	1	16-QAM	25.84	25.73	25.56	27.15	0.5188
15	1	1	64-QAM	24.24	24.12	24.06		
15	1	1	256-QAM	22.01	21.91	21.79		
Limit	EIRP < 1W			Result			Pass	



Part 27Q NR n77 HPUE Maximum Average Power [dBm] (GT - LC = 1.31 dB)								
BW [MHz]	RB Size	RB Offset	Mod	Lowest	Middle	Highest	EIRP (dBm)	EIRP(W)
20	1	1	PI/2 BPSK	26.69	26.61	26.51	28.02	0.6339
20	1	49		26.59	26.35	26.39		
20	25	12		26.71	26.49	26.42		
20	1	0		23.17	23.10	23.02		
20	1	50		23.07	22.88	22.80		
20	50	0		26.18	26.00	25.90		
20	1	1	QPSK	26.64	26.52	26.47	27.10	0.5129
20	1	49		26.53	26.35	26.36		
20	25	12		26.67	26.47	26.51		
20	1	0		23.16	23.02	22.93		
20	1	50		23.03	22.83	22.85		
20	50	0		25.70	25.49	25.41		
20	1	1	16-QAM	25.79	25.69	25.52	27.10	0.5129
20	1	1	64-QAM	24.20	24.11	24.04		
20	1	1	256-QAM	21.97	21.91	21.72		
Limit	EIRP < 1W			Result			Pass	



Part 27Q NR n77 HPUE Maximum Average Power [dBm] (GT - LC = 1.31 dB)								
BW [MHz]	RB Size	RB Offset	Mod	Lowest	Middle	Highest	EIRP (dBm)	EIRP(W)
30	1	1	PI/2 BPSK	26.79	26.68	26.61	28.10	0.6457
30	1	76		26.58	26.36	26.35		
30	36	18		26.53	26.47	26.41		
30	1	0		23.29	23.27	23.10		
30	1	77		23.04	22.84	22.86		
30	75	0		26.12	26.00	25.95		
30	1	1	QPSK	26.73	26.73	26.61		
30	1	76		26.53	26.33	26.37		
30	36	18		26.53	26.47	26.40		
30	1	0		23.28	23.25	23.12		
30	1	77		23.05	22.90	22.87		
30	75	0		25.61	25.47	25.44		
30	1	1	16-QAM	25.90	25.88	25.71	27.21	0.5260
30	1	1	64-QAM	24.28	24.34	24.24		
30	1	1	256-QAM	22.04	22.02	21.86		
Limit	EIRP < 1W			Result			Pass	

Part 27Q NR n77 HPUE Maximum Average Power [dBm] (GT - LC = 1.31 dB)								
BW [MHz]	RB Size	RB Offset	Mod	Lowest	Middle	Highest	EIRP (dBm)	EIRP(W)
40	1	1	PI/2 BPSK	26.82	26.81	26.61	28.13	0.6501
40	1	104		26.61	26.49	26.40		
40	50	25		26.61	26.51	26.44		
40	1	0		23.30	23.31	23.06		
40	1	105		23.07	22.95	22.90		
40	100	0		26.11	26.02	26.03		
40	1	1	QPSK	26.77	26.78	26.57		
40	1	104		26.57	26.41	26.39		
40	50	25		26.60	26.47	26.40		
40	1	0		23.33	23.29	23.11		
40	1	105		23.07	22.91	22.88		
40	100	0		25.61	25.49	25.42		
40	1	1	16-QAM	25.87	25.90	25.73	27.21	0.5260
40	1	1	64-QAM	24.36	24.38	24.18		
40	1	1	256-QAM	22.10	22.13	21.88		
Limit	EIRP < 1W			Result			Pass	



Part 27Q NR n77 HPUE Maximum Average Power [dBm] (GT - LC = 1.31 dB)										
BW [MHz]	RB Size	RB Offset	Mod	Lowest	Middle	Highest	EIRP (dBm)	EIRP(W)		
50	1	1	PI/2 BPSK	26.53	26.56	26.51	27.88	0.6138		
50	1	131		26.07	26.10	25.94				
50	64	32		26.36	26.38	26.25				
50	1	0		23.00	23.21	22.98				
50	1	132		22.53	22.61	22.43				
50	128	0		25.79	25.85	25.75				
50	1	1	QPSK	26.48	26.57	26.47			27.88	0.6138
50	1	131		26.03	26.06	25.98				
50	64	32		26.31	26.37	26.25				
50	1	0		23.03	23.08	22.99				
50	1	132		22.54	22.56	22.51				
50	128	0		25.31	25.35	25.23				
50	1	1	16-QAM	25.62	25.64	25.60	26.95	0.4955		
50	1	1	64-QAM	24.00	24.13	24.09				
50	1	1	256-QAM	21.81	21.86	21.73				
Limit	EIRP < 1W			Result			Pass			

Part 27Q NR n77 HPUE Maximum Average Power [dBm] (GT - LC = 1.31 dB)										
BW [MHz]	RB Size	RB Offset	Mod	Lowest	Middle	Highest	EIRP (dBm)	EIRP(W)		
60	1	1	PI/2 BPSK	26.51	26.54	26.54	27.85	0.6095		
60	1	160		25.94	25.97	25.98				
60	81	40		26.42	26.32	26.31				
60	1	0		23.00	23.00	23.01				
60	1	161		22.48	22.46	22.48				
60	162	0		25.84	25.85	25.72				
60	1	1	QPSK	26.51	26.51	26.53			27.85	0.6095
60	1	160		25.90	25.96	25.95				
60	81	40		26.41	26.32	26.27				
60	1	0		23.02	23.04	23.07				
60	1	161		22.46	22.44	22.41				
60	162	0		25.37	25.31	25.28				
60	1	1	16-QAM	25.68	25.58	25.63	26.99	0.5000		
60	1	1	64-QAM	24.02	24.06	24.09				
60	1	1	256-QAM	21.82	21.88	21.83				
Limit	EIRP < 1W			Result			Pass			



Part 27Q NR n77 HPUE Maximum Average Power [dBm] (GT - LC = 1.31 dB)								
BW [MHz]	RB Size	RB Offset	Mod	Lowest	Middle	Highest	EIRP (dBm)	EIRP(W)
70	1	1	PI/2 BPSK	26.53	26.57	26.69	28.00	0.6310
70	1	187		25.89	26.00	25.95		
70	90	45		26.35	26.36	26.32		
70	1	0		23.03	23.04	23.10		
70	1	188		22.36	22.41	22.43		
70	180	0		25.79	25.87	25.84		
70	1	1	QPSK	26.47	26.55	26.65		
70	1	187		25.83	25.96	25.93		
70	90	45		26.32	26.31	26.27		
70	1	0		23.00	23.02	23.00		
70	1	188		22.33	22.46	22.41		
70	180	0		25.29	25.36	25.34		
70	1	1	16-QAM	25.61	25.64	25.76	27.07	0.5093
70	1	1	64-QAM	24.03	24.19	24.21		
70	1	1	256-QAM	21.80	21.78	21.96		
Limit	EIRP < 1W			Result			Pass	

Part 27Q NR n77 HPUE Maximum Average Power [dBm] (GT - LC = 1.31 dB)								
BW [MHz]	RB Size	RB Offset	Mod	Lowest	Middle	Highest	EIRP (dBm)	EIRP(W)
80	1	1	PI/2 BPSK	26.57	26.57	26.62	27.93	0.6209
80	1	215		25.88	25.93	25.94		
80	108	54		26.31	26.36	26.35		
80	1	0		23.03	23.04	23.13		
80	1	216		22.39	22.43	22.52		
80	216	0		25.76	25.80	25.87		
80	1	1	QPSK	26.50	26.52	26.59		
80	1	215		25.86	25.94	25.92		
80	108	54		26.30	26.35	26.34		
80	1	0		23.02	23.02	23.08		
80	1	216		22.39	22.45	22.41		
80	216	0		25.29	25.33	25.34		
80	1	1	16-QAM	25.60	25.65	25.70	27.01	0.5023
80	1	1	64-QAM	24.17	24.05	24.18		
80	1	1	256-QAM	21.81	21.90	21.86		
Limit	EIRP < 1W			Result			Pass	



Part 27Q NR n77 HPUE Maximum Average Power [dBm] (GT - LC = 1.31 dB)								
BW [MHz]	RB Size	RB Offset	Mod	Lowest	Middle	Highest	EIRP (dBm)	EIRP(W)
90	1	1	PI/2 BPSK	26.51	26.55	26.57	27.89	0.6152
90	1	243		25.94	26.01	25.99		
90	120	60		26.34	26.32	26.34		
90	1	0		23.00	23.02	23.05		
90	1	244		22.44	22.54	22.53		
90	243	0		25.79	25.80	25.79		
90	1	1	QPSK	26.55	26.53	26.58		
90	1	243		25.94	26.07	25.98		
90	120	60		26.29	26.33	26.37		
90	1	0		23.04	23.02	23.08		
90	1	244		22.43	22.54	22.49		
90	243	0		25.29	25.29	25.34		
90	1	1	16-QAM	25.62	26.60	25.67	27.91	0.6180
90	1	1	64-QAM	24.06	24.17	24.16		
90	1	1	256-QAM	21.79	21.82	21.89		
Limit	EIRP < 1W			Result			Pass	

Part 27Q NR n77 HPUE Maximum Average Power [dBm] (GT - LC = 1.31 dB)								
BW [MHz]	RB Size	RB Offset	Mod	Lowest	Middle	Highest	EIRP (dBm)	EIRP(W)
100	1	1	PI/2 BPSK	-	26.61	-	27.92	0.6194
100	1	271		-	25.96	-		
100	135	67		-	26.34	-		
100	1	0		-	23.10	-		
100	1	272		-	22.47	-		
100	270	0		-	25.80	-		
100	1	1	QPSK	-	26.57	-		
100	1	271		-	26.00	-		
100	135	67		-	26.33	-		
100	1	0		-	23.02	-		
100	1	272		-	22.48	-		
100	270	0		-	25.26	-		
100	1	1	16-QAM	-	25.63	-	26.94	0.4943
100	1	1	64-QAM	-	24.13	-		
100	1	1	256-QAM	-	21.88	-		
Limit	EIRP < 1W			Result			Pass	



Part 27Q NR n78 HPUE Maximum Average Power [dBm] (GT - LC = 1.08 dB)								
BW [MHz]	RB Size	RB Offset	Mod	Lowest	Middle	Highest	EIRP (dBm)	EIRP(W)
10	1	1	PI/2 BPSK	26.40	26.42	26.61	27.69	0.5875
10	1	22		26.32	26.37	26.54		
10	12	6		26.37	26.40	26.60		
10	1	0		22.87	22.90	23.10		
10	1	23		22.76	22.83	23.04		
10	24	0		25.86	25.92	26.11		
10	1	1	QPSK	25.38	26.39	26.61		
10	1	22		26.24	26.36	26.50		
10	12	6		26.38	26.35	26.61		
10	1	0		22.85	22.88	23.11		
10	1	23		22.75	22.78	23.00		
10	24	0		25.39	25.33	25.60		
10	1	1	16-QAM	2.48	25.43	25.72	26.80	0.4786
10	1	1	64-QAM	23.90	23.96	24.21		
10	1	1	256-QAM	21.63	21.67	21.93		
Limit	EIRP < 1W			Result			Pass	

Part 27Q NR n78 HPUE Maximum Average Power [dBm] (GT - LC = 1.08 dB)								
BW [MHz]	RB Size	RB Offset	Mod	Lowest	Middle	Highest	EIRP (dBm)	EIRP(W)
15	1	1	PI/2 BPSK	26.44	26.47	26.57	27.69	0.5875
15	1	36		26.40	26.36	26.60		
15	18	9		26.48	26.50	26.60		
15	1	0		22.94	22.95	23.10		
15	1	37		22.84	22.80	23.09		
15	36	0		25.95	25.98	26.20		
15	1	1	QPSK	26.40	26.44	26.59		
15	1	36		26.34	26.35	26.57		
15	18	9		26.47	26.49	26.61		
15	1	0		22.93	22.91	23.06		
15	1	37		22.80	22.77	23.05		
15	36	0		25.41	25.43	25.69		
15	1	1	16-QAM	25.59	25.58	25.80	26.88	0.4875
15	1	1	64-QAM	24.05	24.06	24.13		
15	1	1	256-QAM	21.77	21.80	21.95		
Limit	EIRP < 1W			Result			Pass	



Part 27Q NR n78 HPUE Maximum Average Power [dBm] (GT - LC = 1.08 dB)								
BW [MHz]	RB Size	RB Offset	Mod	Lowest	Middle	Highest	EIRP (dBm)	EIRP(W)
20	1	1	PI/2 BPSK	26.50	26.49	26.57	27.69	0.5875
20	1	49		26.44	26.31	26.59		
20	25	12		26.51	26.48	26.60		
20	1	0		22.94	22.90	23.04		
20	1	50		22.93	23.77	23.06		
20	50	0		25.96	25.93	26.19		
20	1	1	QPSK	26.45	26.45	26.50	27.69	0.5875
20	1	49		26.37	26.36	26.56		
20	25	12		26.47	26.40	26.61		
20	1	0		22.95	22.94	23.06		
20	1	50		22.83	23.75	23.06		
20	50	0		25.48	25.46	25.70		
20	1	1	16-QAM	25.55	25.59	25.66	26.74	0.4721
20	1	1	64-QAM	23.94	24.06	24.15		
20	1	1	256-QAM	21.70	21.77	21.83		
Limit	EIRP < 1W			Result			Pass	



Part 27Q NR n78 HPUE Maximum Average Power [dBm] (GT - LC = 1.08 dB)										
BW [MHz]	RB Size	RB Offset	Mod	Lowest	Middle	Highest	EIRP (dBm)	EIRP(W)		
30	1	1	PI/2 BPSK	26.53	26.61	26.61	27.69	0.5875		
30	1	76		26.44	26.44	26.60				
30	36	18		26.39	26.46	26.61				
30	1	0		23.04	23.12	23.14				
30	1	77		22.93	22.91	23.10				
30	75	0		25.93	25.97	26.16				
30	1	1	QPSK	26.48	26.56	26.59			27.69	0.5875
30	1	76		26.40	26.43	26.58				
30	36	18		26.39	26.43	26.61				
30	1	0		22.98	23.11	23.17				
30	1	77		22.90	22.92	23.10				
30	75	0		26.48	25.43	25.63				
30	1	1	16-QAM	25.66	25.73	25.80	26.88	0.4875		
30	1	1	64-QAM	24.08	24.21	24.29				
30	1	1	256-QAM	21.80	21.83	21.96				
Limit	EIRP < 1W			Result			Pass			

Part 27Q NR n78 HPUE Maximum Average Power [dBm] (GT - LC = 1.08 dB)										
BW [MHz]	RB Size	RB Offset	Mod	Lowest	Middle	Highest	EIRP (dBm)	EIRP(W)		
40	1	1	PI/2 BPSK	26.61	26.60	26.62	27.70	0.5888		
40	1	104		26.46	26.48	26.59				
40	50	25		26.50	26.46	26.58				
40	1	0		23.05	23.23	23.16				
40	1	105		22.97	22.96	23.11				
40	100	0		25.99	26.02	26.08				
40	1	1	QPSK	26.58	26.60	26.59			27.70	0.5888
40	1	104		26.41	26.48	26.60				
40	50	25		26.49	26.43	26.55				
40	1	0		23.12	23.17	23.09				
40	1	105		22.92	22.96	23.11				
40	100	0		25.56	25.47	25.62				
40	1	1	16-QAM	25.69	25.80	25.69	26.88	0.4875		
40	1	1	64-QAM	24.15	24.34	24.21				
40	1	1	256-QAM	21.88	22.00	21.93				
Limit	EIRP < 1W			Result			Pass			



Part 27Q NR n78 HPUE Maximum Average Power [dBm] (GT - LC = 1.08 dB)										
BW [MHz]	RB Size	RB Offset	Mod	Lowest	Middle	Highest	EIRP (dBm)	EIRP(W)		
50	1	1	PI/2 BPSK	26.31	26.44	26.27	27.52	0.5649		
50	1	131		26.01	26.11	26.25				
50	64	32		26.26	26.36	26.34				
50	1	0		22.73	22.96	22.76				
50	1	132		22.54	22.62	22.72				
50	128	0		25.72	25.88	25.85				
50	1	1	QPSK	26.21	26.44	26.24			26.49	0.4457
50	1	131		26.01	26.13	26.23				
50	64	32		26.32	26.32	26.36				
50	1	0		22.70	22.80	22.72				
50	1	132		22.48	22.61	22.68				
50	128	0		25.15	25.29	25.30				
50	1	1	16-QAM	25.41	25.41	25.33	26.49	0.4457		
50	1	1	64-QAM	23.80	24.05	23.83				
50	1	1	256-QAM	21.65	21.78	21.59				
Limit	EIRP < 1W			Result			Pass			

Part 27Q NR n78 HPUE Maximum Average Power [dBm] (GT - LC = 1.08 dB)										
BW [MHz]	RB Size	RB Offset	Mod	Lowest	Middle	Highest	EIRP (dBm)	EIRP(W)		
60	1	1	PI/2 BPSK	26.36	26.39	26.35	27.47	0.5585		
60	1	160		25.99	26.11	26.20				
60	81	40		26.27	26.28	26.34				
60	1	0		22.84	22.93	22.90				
60	1	161		22.48	22.54	22.73				
60	162	0		25.70	25.89	25.84				
60	1	1	QPSK	26.31	26.36	26.37			26.66	0.4634
60	1	160		25.93	26.08	26.15				
60	81	40		26.28	26.34	26.34				
60	1	0		22.80	22.84	22.90				
60	1	161		22.43	22.55	22.67				
60	162	0		25.21	25.33	25.36				
60	1	1	16-QAM	25.42	25.49	25.58	26.66	0.4634		
60	1	1	64-QAM	23.90	23.91	23.97				
60	1	1	256-QAM	21.59	21.61	21.70				
Limit	EIRP < 1W			Result			Pass			



Part 27Q NR n78 HPUE Maximum Average Power [dBm] (GT - LC = 1.08 dB)								
BW [MHz]	RB Size	RB Offset	Mod	Lowest	Middle	Highest	EIRP (dBm)	EIRP(W)
70	1	1	PI/2 BPSK	26.45	26.48	26.60	27.68	0.5861
70	1	187		25.92	26.10	26.25		
70	90	45		26.33	26.36	26.32		
70	1	0		22.91	22.98	23.11		
70	1	188		22.51	22.56	22.71		
70	180	0		25.77	25.90	25.88		
70	1	1	QPSK	26.38	26.53	26.59		
70	1	187		25.85	26.12	26.22		
70	90	45		26.28	26.34	26.30		
70	1	0		22.90	22.96	23.05		
70	1	188		22.43	22.61	22.70		
70	180	0		25.23	25.33	26.39		
70	1	1	16-QAM	25.51	25.55	25.75	26.83	0.4819
70	1	1	64-QAM	23.96	24.09	24.27		
70	1	1	256-QAM	21.78	21.81	21.92		
Limit	EIRP < 1W			Result			Pass	

Part 27Q NR n78 HPUE Maximum Average Power [dBm] (GT - LC = 1.08 dB)								
BW [MHz]	RB Size	RB Offset	Mod	Lowest	Middle	Highest	EIRP (dBm)	EIRP(W)
80	1	1	PI/2 BPSK	26.51	26.47	26.56	27.64	0.5808
80	1	215		26.10	26.14	26.12		
80	108	54		26.34	26.35	26.35		
80	1	0		22.96	22.93	23.01		
80	1	216		22.56	22.58	22.63		
80	216	0		25.80	25.82	25.90		
80	1	1	QPSK	26.49	26.37	26.54		
80	1	215		26.07	26.07	26.12		
80	108	54		26.36	26.34	26.35		
80	1	0		22.98	22.97	23.00		
80	1	216		22.55	22.61	22.61		
80	216	0		25.27	25.34	25.33		
80	1	1	16-QAM	25.60	25.58	25.70	26.78	0.4764
80	1	1	64-QAM	24.07	23.96	24.14		
80	1	1	256-QAM	21.80	21.79	21.84		
Limit	EIRP < 1W			Result			Pass	



Part 27Q NR n78 HPUE Maximum Average Power [dBm] (GT - LC = 1.08 dB)								
BW [MHz]	RB Size	RB Offset	Mod	Lowest	Middle	Highest	EIRP (dBm)	EIRP(W)
90	1	1	PI/2 BPSK	26.46	26.47	26.55	27.63	0.5794
90	1	243		26.15	26.17	26.18		
90	120	60		26.37	26.35	25.90		
90	1	0		22.96	22.98	22.99		
90	1	244		22.59	22.65	22.66		
90	243	0		25.84	25.90	25.92		
90	1	1	QPSK	26.45	26.44	26.54		
90	1	243		26.15	26.14	26.17		
90	120	60		26.37	25.33	25.35		
90	1	0		22.97	22.95	22.93		
90	1	244		22.64	22.63	22.71		
90	243	0		25.33	25.33	25.36		
90	1	1	16-QAM	25.59	25.58	25.67	26.75	0.4732
90	1	1	64-QAM	24.03	24.00	24.21		
90	1	1	256-QAM	21.80	21.65	21.78		
Limit	EIRP < 1W			Result			Pass	

Part 27Q NR n78 HPUE Maximum Average Power [dBm] (GT - LC = 1.08 dB)								
BW [MHz]	RB Size	RB Offset	Mod	Lowest	Middle	Highest	EIRP (dBm)	EIRP(W)
100	1	1	PI/2 BPSK	-	26.51	-	27.59	0.5741
100	1	271		-	26.23	-		
100	135	67		-	26.38	-		
100	1	0		-	22.99	-		
100	1	272		-	22.73	-		
100	270	0		-	25.86	-		
100	1	1	QPSK	-	26.49	-		
100	1	271		-	26.11	-		
100	135	67		-	26.37	-		
100	1	0		-	22.99	-		
100	1	272		-	22.60	-		
100	270	0		-	25.32	-		
100	1	1	16-QAM	-	25.58	-	26.66	0.4634
100	1	1	64-QAM	-	24.10	-		
100	1	1	256-QAM	-	21.75	-		
Limit	EIRP < 1W			Result			Pass	



Part90s NR n26 Maximum Average Power [dBm] (GT - LC = -0.99 dB)										
BW [MHz]	RB Size	RB Offset	Mod	Lowest	Middle	Highest	ERP (dBm)	ERP		
5	1	1	PI/2 BPSK	24.44	24.48	24.34	21.36	0.1368		
5	1	23		24.49	24.49	24.35				
5	12	6		24.48	24.44	24.41				
5	1	0		23.94	23.90	23.95				
5	1	24		23.97	23.92	23.91				
5	25	0		24.05	24.01	23.91				
5	1	1	QPSK	24.43	24.50	24.44			20.31	0.1074
5	1	23		24.47	24.45	24.41				
5	12	6		24.46	24.38	24.46				
5	1	0		23.44	23.51	23.45				
5	1	24		23.48	24.42	23.51				
5	25	0		23.56	23.48	23.47				
5	1	1	16-QAM	23.38	23.35	23.45	20.31	0.1074		
5	1	1	64-QAM	22.24	22.10	22.17				
5	1	1	256-QAM	19.46	19.37	19.38				
Limit	ERP < 100W			Result			Pass			

Part90s NR n26 Maximum Average Power [dBm] (GT - LC = -0.99 dB)										
BW [MHz]	RB Size	RB Offset	Mod	Lowest	Middle	Highest	ERP (dBm)	ERP		
10	1	1	PI/2 BPSK	-	24.31	-	21.35	0.1365		
10	1	50		-	24.38	-				
10	25	12		-	24.42	-				
10	1	0		-	23.90	-				
10	1	51		-	23.89	-				
10	50	0		-	24.03	-				
10	1	1	QPSK	-	24.48	-			20.25	0.1059
10	1	50		-	24.48	-				
10	25	12		-	24.49	-				
10	1	0		-	23.49	-				
10	1	51		-	23.39	-				
10	50	0		-	23.44	-				
10	1	1	16-QAM	-	23.39	-	20.25	0.1059		
10	1	1	64-QAM	-	22.27	-				
10	1	1	256-QAM	-	19.50	-				
Limit	ERP < 100W			Result			Pass			



NR n26 Straddle Channel Maximum Average Power [dBm] (GT - LC = -0.99 dB)								
BW [MHz]	RB Size	RB Offset	Mod	Lowest	Middle	Highest	ERP (dBm)	ERP
5	1	1	PI/2 BPSK	-	24.45	-	21.35	0.1365
5	1	23		-	24.39	-		
5	12	6		-	24.40	-		
5	1	0		-	23.85	-		
5	1	24		-	23.88	-		
5	25	0		-	24.01	-		
5	1	1	QPSK	-	24.46	-		
5	1	23		-	24.45	-		
5	12	6		-	24.49	-		
5	1	0		-	23.43	-		
5	1	24		-	23.45	-		
5	25	0		-	23.52	-		
5	1	1	16-QAM	-	23.36	-	20.22	0.1052
5	1	1	64-QAM	-	22.14	-		
5	1	1	256-QAM	-	19.44	-		
Limit	Reporting only			Result			N/A	

NR n26 Straddle Channel Maximum Average Power [dBm] (GT - LC = -0.99 dB)								
BW [MHz]	RB Size	RB Offset	Mod	Lowest	Middle	Highest	ERP (dBm)	ERP
10	1	1	PI/2 BPSK	-	24.44	-	21.35	0.1365
10	1	50		-	24.38	-		
10	25	12		-	24.41	-		
10	1	0		-	23.92	-		
10	1	51		-	23.88	-		
10	50	0		-	23.96	-		
10	1	1	QPSK	-	24.45	-		
10	1	50		-	24.46	-		
10	25	12		-	24.49	-		
10	1	0		-	23.44	-		
10	1	51		-	23.45	-		
10	50	0		-	23.43	-		
10	1	1	16-QAM	-	23.40	-	20.26	0.1062
10	1	1	64-QAM	-	22.01	-		
10	1	1	256-QAM	-	19.39	-		
Limit	Reporting only			Result			N/A	



NR n26 Straddle Channel Maximum Average Power [dBm] (GT - LC = -0.99 dB)										
BW [MHz]	RB Size	RB Offset	Mod	Lowest	Middle	Highest	ERP (dBm)	ERP		
15	1	1	PI/2 BPSK	-	24.48	-	21.48	0.1406		
15	1	77		-	24.47	-				
15	36	18		-	24.53	-				
15	1	0		-	24.03	-				
15	1	78		-	24.09	-				
15	75	0		-	24.11	-				
15	1	1	QPSK	-	24.61	-			20.26	0.1062
15	1	77		-	24.62	-				
15	36	18		-	24.62	-				
15	1	0		-	23.51	-				
15	1	78		-	23.58	-				
15	75	0		-	23.62	-				
15	1	1	16-QAM	-	23.40	-	20.26	0.1062		
15	1	1	64-QAM	-	22.13	-				
15	1	1	256-QAM	-	19.44	-				
Limit	Reporting only			Result			N/A			

NR n26 Straddle Channel Maximum Average Power [dBm] (GT - LC = -0.99 dB)										
BW [MHz]	RB Size	RB Offset	Mod	Lowest	Middle	Highest	ERP (dBm)	ERP		
20	1	1	PI/2 BPSK	-	24.33	-	21.45	0.1396		
20	1	104		-	24.47	-				
20	50	25		-	24.59	-				
20	1	0		-	23.91	-				
20	1	105		-	24.04	-				
20	100	0		-	24.08	-				
20	1	1	QPSK	-	24.53	-			20.16	0.1038
20	1	104		-	24.57	-				
20	50	25		-	24.59	-				
20	1	0		-	23.47	-				
20	1	105		-	23.58	-				
20	100	0		-	23.59	-				
20	1	1	16-QAM	-	23.30	-	20.16	0.1038		
20	1	1	64-QAM	-	22.21	-				
20	1	1	256-QAM	-	19.47	-				
Limit	Reporting only			Result			N/A			



<MIMO Mode>

Part270 NR n77 HPUE Maximum Average Power [dBm], DG = 1.31 dBi														
BW (MHz)	RB Size	RB Offset	Mod	Antenna 8			Antenna 9			Combine			EIRP (dBm)	EIRP (W)
				Lowest	Middle	Highest	Lowest	Middle	Highest	Lowest	Middle	Highest		
10	1	1	QPSK	22.00	22.51	22.43	22.08	22.21	22.02	25.05	25.37	25.24	26.75	0.4732
10	1	22		22.06	22.56	22.41	22.35	22.18	22.23	25.22	25.38	25.33		
10	12	6		22.07	22.51	22.36	22.34	22.35	22.21	25.22	25.44	25.30		
10	1	0		20.16	20.38	20.47	20.07	20.24	20.12	23.13	23.32	23.31		
10	1	23		20.17	20.51	20.42	20.16	20.29	20.05	23.18	23.41	23.25		
10	24	0		20.56	21.02	20.87	20.71	20.78	20.65	23.65	23.91	23.77		
10	1	1	16-QAM	21.70	22.10	21.83	21.57	21.73	21.63	24.65	24.93	24.74	26.24	0.4207
10	1	1	64-QAM	20.12	20.53	20.36	20.00	20.10	20.33	23.07	23.33	23.36		
10	1	1	256-QAM	17.20	17.59	17.34	17.10	17.21	17.10	20.16	20.41	20.23		
Limit	EIRP < 1W			Result									Pass	

Part270 NR n77 HPUE Maximum Average Power [dBm], DG = 1.31 dBi														
BW (MHz)	RB Size	RB Offset	Mod	Antenna 8			Antenna 9			Combine			EIRP (dBm)	EIRP (W)
				Lowest	Middle	Highest	Lowest	Middle	Highest	Lowest	Middle	Highest		
15	1	1	QPSK	22.13	22.45	22.36	22.09	22.22	22.00	25.12	25.35	25.19	26.80	0.4786
15	1	36		22.10	22.59	22.36	22.24	22.37	22.05	25.18	25.49	25.22		
15	19	9		22.11	22.50	22.30	22.16	22.35	22.14	25.15	25.44	25.23		
15	1	0		20.13	20.50	20.40	20.05	20.26	20.02	23.10	23.39	23.22		
15	1	37		20.16	20.59	20.45	20.30	20.33	20.30	23.24	23.47	23.39		
15	38	0		20.59	21.04	20.90	20.65	20.86	20.63	23.63	23.96	23.78		
15	1	1	16-QAM	21.62	22.12	21.96	21.61	21.61	21.48	24.63	24.88	24.74	26.19	0.4159
15	1	1	64-QAM	20.02	20.59	20.45	20.03	20.11	19.92	23.04	23.37	23.20		
15	1	1	256-QAM	17.15	17.67	17.44	17.05	17.12	16.98	20.11	20.41	20.23		
Limit	EIRP < 1W			Result									Pass	

Part270 NR n77 HPUE Maximum Average Power [dBm], DG = 1.31 dBi														
BW (MHz)	RB Size	RB Offset	Mod	Antenna 8			Antenna 9			Combine			EIRP (dBm)	EIRP (W)
				Lowest	Middle	Highest	Lowest	Middle	Highest	Lowest	Middle	Highest		
20	1	1	QPSK	22.16	22.49	22.05	22.00	22.17	22.00	25.09	25.34	25.04	26.73	0.4710
20	1	49		22.03	22.59	22.50	22.26	22.23	21.94	25.16	25.42	25.24		
20	25	12		21.96	22.38	22.28	22.26	22.35	22.16	25.12	25.38	25.23		
20	1	0		20.17	20.50	20.33	20.19	20.20	19.97	23.19	23.36	23.16		
20	1	50		20.14	20.53	20.45	20.13	20.16	20.07	23.15	23.36	23.27		
20	51	0		20.53	20.92	20.83	20.74	20.79	20.67	23.65	23.87	23.76		
20	1	1	16-QAM	21.79	22.22	21.83	21.80	21.84	21.42	24.81	25.04	24.64	26.35	0.4315
20	1	1	64-QAM	20.25	20.51	20.32	20.06	20.06	19.90	23.17	23.30	23.13		
20	1	1	256-QAM	17.29	17.59	17.35	17.16	17.13	17.03	20.24	20.38	20.20		
Limit	EIRP < 1W			Result									Pass	



Part270 NR n77 HPUE Maximum Average Power [dBm], DG = 1.31 dBi														
BW	RB	RB	Mod	Antenna 8			Antenna 9			Combine			EIRP	EIRP
(MHz)	Size	Offset		Lowest	Middle	Highest	Lowest	Middle	Highest	Lowest	Middle	Highest	(dBm)	(W)
30	1	1	QPSK	22.08	22.43	22.25	22.00	22.17	21.93	25.05	25.31	25.10	26.79	0.4775
30	1	76		22.06	22.74	22.33	22.13	22.18	22.19	25.11	25.48	25.27		
30	39	19		21.93	22.40	22.25	22.08	22.18	21.99	25.02	25.30	25.13		
30	1	0		20.04	20.43	20.24	20.20	20.20	20.08	23.13	23.33	23.17		
30	1	77		20.08	20.68	20.43	20.35	20.16	20.06	23.23	23.44	23.26		
30	78	0		20.48	20.92	20.72	20.63	20.73	20.54	23.57	23.84	23.64		
30	1	1	16-QAM	21.55	22.02	21.73	21.59	21.70	21.56	24.58	24.87	24.66	26.18	0.4150
30	1	1	64-QAM	20.04	20.44	20.18	20.02	20.09	19.92	23.04	23.28	23.06		
30	1	1	256-QAM	17.21	17.48	17.26	17.08	17.24	17.06	20.16	20.37	20.17		
Limit	EIRP < 1W			Result									Pass	

Part270 NR n77 HPUE Maximum Average Power [dBm], DG = 1.31 dBi														
BW	RB	RB	Mod	Antenna 8			Antenna 9			Combine			EIRP	EIRP
(MHz)	Size	Offset		Lowest	Middle	Highest	Lowest	Middle	Highest	Lowest	Middle	Highest	(dBm)	(W)
40	1	1	QPSK	22.04	22.32	22.39	22.18	22.38	22.06	25.12	25.36	25.24	26.71	0.4688
40	1	104		22.12	20.57	22.69	22.24	20.22	22.07	25.19	23.41	25.40		
40	53	26		21.88	22.42	22.27	22.05	22.24	22.08	24.98	25.34	25.19		
40	1	0		20.03	20.40	20.35	20.22	20.35	20.15	23.14	23.39	23.26		
40	1	105		20.14	20.53	20.61	20.27	20.24	20.11	23.22	23.40	23.38		
40	106	0		20.48	20.89	20.82	20.62	20.75	20.59	23.56	23.83	23.72		
40	1	1	16-QAM	21.58	21.79	21.75	21.62	21.94	21.64	24.61	24.88	24.71	26.19	0.4159
40	1	1	64-QAM	20.07	20.46	20.25	20.11	20.40	19.96	23.10	23.44	23.12		
40	1	1	256-QAM	17.18	17.35	17.35	17.15	17.45	17.04	20.18	20.41	20.21		
Limit	EIRP < 1W			Result									Pass	

Part270 NR n77 HPUE Maximum Average Power [dBm], DG = 1.31 dBi														
BW	RB	RB	Mod	Antenna 8			Antenna 9			Combine			EIRP	EIRP
(MHz)	Size	Offset		Lowest	Middle	Highest	Lowest	Middle	Highest	Lowest	Middle	Highest	(dBm)	(W)
50	1	1	QPSK	21.75	21.86	21.95	22.05	22.05	21.97	24.91	24.97	24.97	26.54	0.4508
50	1	131		21.91	22.42	22.41	22.14	22.02	21.86	25.04	25.23	25.15		
50	67	33		21.75	22.20	22.08	22.11	22.04	21.91	24.94	25.13	25.01		
50	1	0		19.80	20.00	20.01	20.12	20.02	19.96	22.97	23.02	23.00		
50	1	132		19.99	20.49	20.59	20.13	20.10	19.89	23.07	23.31	23.26		
50	133	0		20.26	20.64	20.52	20.73	20.50	20.43	23.51	23.58	23.49		
50	1	1	16-QAM	21.42	21.57	21.35	21.66	21.53	21.42	24.55	24.56	24.40	25.87	0.3864
50	1	1	64-QAM	19.89	20.03	20.09	22.00	20.02	19.89	24.08	23.04	23.00		
50	1	1	256-QAM	16.91	17.03	17.00	17.02	17.06	16.88	19.98	20.06	19.95		
Limit	EIRP < 1W			Result									Pass	

Part270 NR n77 HPUE Maximum Average Power [dBm], DG = 1.31 dBi														
BW	RB	RB	Mod	Antenna 8			Antenna 9			Combine			EIRP	EIRP
(MHz)	Size	Offset		Lowest	Middle	Highest	Lowest	Middle	Highest	Lowest	Middle	Highest	(dBm)	(W)
60	1	1	QPSK	22.04	22.19	22.32	21.93	22.03	21.90	25.00	25.12	25.13	26.54	0.4508
60	1	160		21.99	22.30	22.50	22.28	22.13	21.76	25.15	25.23	25.16		
60	81	40		21.87	22.28	22.35	22.13	22.13	21.86	25.01	25.22	25.12		
60	1	0		19.98	20.29	20.37	20.10	20.07	19.95	23.05	23.19	23.18		
60	1	161		19.87	20.45	20.63	20.27	20.18	19.70	23.08	23.33	23.20		
60	162	0		20.43	20.84	20.90	20.73	20.61	20.40	23.59	23.74	23.67		
60	1	1	16-QAM	21.51	21.75	21.89	21.46	21.52	21.44	24.50	24.65	24.68	25.99	0.3972
60	1	1	64-QAM	19.98	20.26	20.45	20.06	19.98	19.90	23.03	23.13	23.19		
60	1	1	256-QAM	17.02	17.21	17.42	17.04	17.10	16.90	20.04	20.17	20.18		
Limit	EIRP < 1W			Result									Pass	



Part270 NR n77 HPUE Maximum Average Power [dBm], DG = 1.31 dBi														
BW	RB	RB	Mod	Antenna 8			Antenna 9			Combine			EIRP	EIRP
(MHz)	Size	Offset		Lowest	Middle	Highest	Lowest	Middle	Highest	Lowest	Middle	Highest	(dBm)	(W)
70	1	1	QPSK	22.03	22.11	22.22	22.04	22.04	22.04	25.05	25.09	25.14	26.64	0.4613
70	1	187		22.17	22.45	22.72	22.27	22.06	21.87	25.23	25.27	25.33		
70	95	47		21.92	22.31	22.42	22.22	22.23	22.08	25.08	25.28	25.26		
70	1	0		20.10	20.13	20.32	20.05	20.20	20.05	23.09	23.18	23.20		
70	1	188		20.29	20.25	20.52	20.23	20.04	19.80	23.27	23.16	23.19		
70	189	0		20.49	20.74	20.95	20.73	20.72	20.53	23.62	23.74	23.76		
70	1	1	16-QAM	21.65	21.65	21.90	21.52	21.56	21.76	24.60	24.62	24.84	26.15	0.4121
70	1	1	64-QAM	20.03	20.19	20.45	19.97	20.03	20.02	23.01	23.12	23.25		
70	1	1	256-QAM	17.13	17.21	17.46	17.00	17.11	17.09	20.08	20.17	20.29		
Limit	EIRP < 1W			Result									Pass	

Part270 NR n77 HPUE Maximum Average Power [dBm], DG = 1.31 dBi														
BW	RB	RB	Mod	Antenna 8			Antenna 9			Combine			EIRP	EIRP
(MHz)	Size	Offset		Lowest	Middle	Highest	Lowest	Middle	Highest	Lowest	Middle	Highest	(dBm)	(W)
80	1	1	QPSK	22.05	22.08	22.38	21.98	22.13	22.03	25.03	25.12	25.22	26.64	0.4613
80	1	215		22.03	22.45	22.59	22.20	22.19	21.71	25.13	25.33	25.18		
80	109	54		22.00	22.36	22.43	22.22	22.23	22.09	25.12	25.31	25.27		
80	1	0		20.04	20.13	20.31	20.06	20.21	20.04	23.06	23.18	23.19		
80	1	216		20.00	20.38	20.62	20.24	20.14	19.80	23.13	23.27	23.24		
80	217	0		20.47	20.78	20.90	20.71	20.66	20.46	23.60	23.73	23.70		
80	1	1	16-QAM	21.65	21.67	21.86	21.47	21.74	21.84	24.57	24.72	24.86	26.17	0.4140
80	1	1	64-QAM	20.10	20.17	20.35	19.92	20.10	20.02	23.02	23.15	23.20		
80	1	1	256-QAM	17.12	17.24	17.40	17.00	17.25	17.05	20.07	20.26	20.24		
Limit	EIRP < 1W			Result									Pass	

Part270 NR n77 HPUE Maximum Average Power [dBm], DG = 1.31 dBi														
BW	RB	RB	Mod	Antenna 8			Antenna 9			Combine			EIRP	EIRP
(MHz)	Size	Offset		Lowest	Middle	Highest	Lowest	Middle	Highest	Lowest	Middle	Highest	(dBm)	(W)
90	1	1	QPSK	22.04	21.98	22.23	22.06	22.23	22.14	25.06	25.12	25.20	26.66	0.4634
90	1	243		22.12	22.35	22.70	22.46	22.14	21.95	25.30	25.26	25.35		
90	123	61		22.06	22.37	22.40	22.41	22.22	22.14	25.25	25.31	25.28		
90	1	0		20.11	20.03	20.36	20.13	20.11	20.16	23.13	23.08	23.27		
90	1	244		20.25	20.33	20.73	20.40	20.15	19.85	23.34	23.25	23.32		
90	245	0		20.53	20.81	20.87	20.84	20.73	20.59	23.70	23.78	23.74		
90	1	1	16-QAM	21.64	21.73	21.90	21.61	21.56	21.75	24.64	24.66	24.84	26.15	0.4121
90	1	1	64-QAM	20.19	20.18	20.43	20.04	19.96	20.12	23.13	23.08	23.29		
90	1	1	256-QAM	17.17	17.19	17.41	16.99	17.08	17.16	20.09	20.15	20.30		
Limit	EIRP < 1W			Result									Pass	

Part270 NR n77 HPUE Maximum Average Power [dBm], DG = 1.31 dBi														
BW	RB	RB	Mod	Antenna 8			Antenna 9			Combine			EIRP	EIRP
(MHz)	Size	Offset		Lowest	Middle	Highest	Lowest	Middle	Highest	Lowest	Middle	Highest	(dBm)	(W)
100	1	1	QPSK	22.01	22.05	22.26	22.10	22.14	22.33	25.07	25.11	25.31	26.80	0.4786
100	1	271		22.20	22.50	22.92	22.35	22.18	21.98	25.29	25.35	25.49		
100	137	68		22.03	22.33	22.42	22.36	22.22	22.13	25.21	25.29	25.29		
100	1	0		20.12	20.08	20.42	20.06	20.07	20.26	23.10	23.09	23.35		
100	1	272		20.23	20.51	20.83	20.50	20.22	20.05	23.38	23.38	23.47		
100	273	0		20.51	20.77	20.93	20.80	20.78	20.63	23.67	23.79	23.79		
100	1	1	16-QAM	21.63	21.59	22.39	21.60	21.65	21.44	24.63	24.63	24.95	26.26	0.4227
100	1	1	64-QAM	20.10	20.11	20.71	20.03	20.00	19.95	23.08	23.07	23.36		
100	1	1	256-QAM	17.18	17.16	17.92	17.00	17.11	17.00	20.10	20.15	20.49		
Limit	EIRP < 1W			Result									Pass	



Part270 NR n78 HPUE Maximum Average Power [dBm], DG = 1.08 dBi														
BW	RB	RB	Mod	Antenna 8			Antenna 9			Combine			EIRP	EIRP
(MHz)	Size	Offset		Lowest	Middle	Highest	Lowest	Middle	Highest	Lowest	Middle	Highest	(dBm)	(W)
10	1	1	QPSK	22.45	22.63	22.73	22.05	22.20	22.38	25.26	25.43	25.57	26.71	0.4688
10	1	22		22.53	22.70	22.77	22.20	22.53	22.41	25.38	25.63	25.60		
10	12	6		22.49	22.64	22.67	22.30	22.29	22.53	25.41	25.48	25.61		
10	1	0		20.52	20.70	20.75	20.06	20.25	20.37	23.31	23.49	23.57		
10	1	23		20.49	20.69	20.70	20.15	20.23	20.47	23.33	23.48	23.60		
10	24	0		21.02	21.16	21.21	20.72	20.82	20.96	23.88	24.00	24.10		
10	1	1	16-QAM	22.13	22.23	22.29	21.52	21.67	22.00	24.85	24.97	25.16	26.24	0.4207
10	1	1	64-QAM	20.53	20.64	20.79	20.00	20.10	20.23	23.28	23.39	23.53		
10	1	1	256-QAM	17.58	17.60	17.81	17.10	17.22	17.43	20.36	20.42	20.63		
Limit	EIRP < 1W			Result									Pass	

Part270 NR n78 HPUE Maximum Average Power [dBm], DG = 1.08 dBi														
BW	RB	RB	Mod	Antenna 8			Antenna 9			Combine			EIRP	EIRP
(MHz)	Size	Offset		Lowest	Middle	Highest	Lowest	Middle	Highest	Lowest	Middle	Highest	(dBm)	(W)
15	1	1	QPSK	22.55	22.67	22.67	22.13	22.31	22.51	25.36	25.50	25.60	26.68	0.4656
15	1	36		22.46	22.81	22.61	22.25	22.35	22.45	25.37	25.60	25.54		
15	19	9		22.49	22.66	22.60	22.29	22.33	22.41	25.40	25.51	25.52		
15	1	0		20.63	20.59	20.57	20.11	20.27	20.38	23.39	23.44	23.49		
15	1	37		20.55	20.73	20.59	20.47	20.37	20.41	23.52	23.56	23.51		
15	38	0		21.08	21.23	21.15	20.71	20.89	20.94	23.91	24.07	24.06		
15	1	1	16-QAM	22.19	22.25	22.16	21.81	21.90	21.83	25.01	25.09	25.01	26.17	0.4140
15	1	1	64-QAM	20.66	20.72	20.69	20.09	20.16	20.37	23.39	23.46	23.54		
15	1	1	256-QAM	17.69	17.70	17.69	17.14	17.26	17.34	20.43	20.50	20.53		
Limit	EIRP < 1W			Result									Pass	

Part270 NR n78 HPUE Maximum Average Power [dBm], DG = 1.08 dBi														
BW	RB	RB	Mod	Antenna 8			Antenna 9			Combine			EIRP	EIRP
(MHz)	Size	Offset		Lowest	Middle	Highest	Lowest	Middle	Highest	Lowest	Middle	Highest	(dBm)	(W)
20	1	1	QPSK	22.58	22.70	22.81	22.09	22.24	22.36	25.35	25.49	25.60	26.71	0.4688
20	1	49		22.70	22.79	22.79	22.30	22.44	22.40	25.51	25.63	25.61		
20	25	12		22.58	22.70	22.67	22.23	22.37	22.50	25.42	25.55	25.60		
20	1	0		20.61	20.61	20.75	20.17	20.22	20.39	23.41	23.43	23.58		
20	1	50		20.60	20.66	20.76	20.17	20.35	20.42	23.40	23.52	23.60		
20	51	0		21.10	21.22	21.25	20.76	20.85	20.95	23.94	24.05	24.11		
20	1	1	16-QAM	22.19	22.36	22.52	21.59	21.97	21.90	24.91	25.18	25.23	26.31	0.4276
20	1	1	64-QAM	20.60	20.71	20.80	20.02	20.17	20.24	23.33	23.46	23.54		
20	1	1	256-QAM	17.62	17.70	17.83	17.06	17.24	17.32	20.36	20.49	20.59		
Limit	EIRP < 1W			Result									Pass	



Part270 NR n78 HPUE Maximum Average Power [dBm], DG = 1.08 dBi														
BW	RB	RB	Mod	Antenna 8			Antenna 9			Combine			EIRP	EIRP
(MHz)	Size	Offset		Lowest	Middle	Highest	Lowest	Middle	Highest	Lowest	Middle	Highest	(dBm)	(W)
30	1	1	QPSK	22.61	22.66	22.73	22.30	22.31	22.40	25.47	25.50	25.58	26.69	0.4667
30	1	76		22.71	22.78	22.80	22.23	22.41	22.39	25.49	25.61	25.61		
30	39	19		22.56	22.68	22.67	22.20	22.35	22.36	25.39	25.53	25.53		
30	1	0		20.61	20.65	20.70	20.20	20.27	20.37	23.42	23.47	23.55		
30	1	77		20.73	20.73	20.82	20.17	20.43	20.42	23.47	23.59	23.63		
30	78	0		21.13	21.20	21.16	20.78	20.83	20.90	23.97	24.03	24.04		
30	1	1	16-QAM	22.22	22.50	22.31	21.69	22.05	21.92	24.97	25.29	25.13	26.37	0.4335
30	1	1	64-QAM	20.64	20.76	20.73	20.06	20.24	20.34	23.37	23.52	23.55		
30	1	1	256-QAM	17.73	17.79	17.74	17.15	17.35	17.45	20.46	20.59	20.61		
Limit	EIRP < 1W			Result									Pass	

Part270 NR n78 HPUE Maximum Average Power [dBm], DG = 1.08 dBi														
BW	RB	RB	Mod	Antenna 8			Antenna 9			Combine			EIRP	EIRP
(MHz)	Size	Offset		Lowest	Middle	Highest	Lowest	Middle	Highest	Lowest	Middle	Highest	(dBm)	(W)
40	1	1	QPSK	22.69	22.76	22.71	22.25	22.36	22.39	25.49	25.57	25.56	26.83	0.4819
40	1	104		22.81	22.87	22.85	22.27	22.61	22.50	25.56	25.75	25.69		
40	53	26		22.47	22.71	22.67	22.20	22.32	22.34	25.35	25.53	25.52		
40	1	0		20.66	20.83	20.79	20.18	20.40	20.48	23.44	23.63	23.65		
40	1	105		20.73	20.83	20.75	20.29	20.61	20.45	23.53	23.73	23.61		
40	106	0		21.05	21.24	21.14	20.76	20.88	20.91	23.92	24.07	24.04		
40	1	1	16-QAM	22.33	22.47	22.51	21.71	21.81	21.89	25.04	25.16	25.22	26.30	0.4266
40	1	1	64-QAM	20.74	20.85	20.77	20.12	20.25	20.36	23.45	23.57	23.58		
40	1	1	256-QAM	17.73	17.90	17.79	17.25	17.32	17.41	20.51	20.63	20.61		
Limit	EIRP < 1W			Result									Pass	

Part270 NR n78 HPUE Maximum Average Power [dBm], DG = 1.08 dBi														
BW	RB	RB	Mod	Antenna 8			Antenna 9			Combine			EIRP	EIRP
(MHz)	Size	Offset		Lowest	Middle	Highest	Lowest	Middle	Highest	Lowest	Middle	Highest	(dBm)	(W)
50	1	1	QPSK	22.34	22.34	22.48	22.06	22.15	22.03	25.21	25.26	25.27	26.50	0.4467
50	1	131		22.51	22.67	22.45	22.07	22.13	22.21	25.31	25.42	25.34		
50	67	33		22.43	22.46	22.44	22.13	22.14	22.22	25.29	25.31	25.34		
50	1	0		20.38	20.49	20.53	20.00	20.05	20.02	23.20	23.29	23.29		
50	1	132		20.66	20.67	20.46	20.07	20.18	20.27	23.39	23.44	23.38		
50	133	0		20.87	21.02	20.95	20.56	20.64	20.73	23.73	23.84	23.85		
50	1	1	16-QAM	21.97	22.20	22.19	21.57	21.61	21.65	24.78	24.93	24.94	26.02	0.3999
50	1	1	64-QAM	20.41	20.49	20.46	19.98	20.01	20.00	23.21	23.27	23.25		
50	1	1	256-QAM	17.48	17.53	17.53	17.02	17.11	17.09	20.27	20.34	20.33		
Limit	EIRP < 1W			Result									Pass	

Part270 NR n78 HPUE Maximum Average Power [dBm], DG = 1.08 dBi														
BW	RB	RB	Mod	Antenna 8			Antenna 9			Combine			EIRP	EIRP
(MHz)	Size	Offset		Lowest	Middle	Highest	Lowest	Middle	Highest	Lowest	Middle	Highest	(dBm)	(W)
60	1	1	QPSK	22.34	22.31	22.49	21.97	22.01	21.95	25.17	25.17	25.24	26.68	0.4656
60	1	160		22.39	22.68	22.71	22.28	22.42	22.46	25.35	25.56	25.60		
60	81	40		22.37	22.51	22.48	22.15	22.15	22.27	25.27	25.34	25.39		
60	1	0		20.31	20.32	20.47	19.93	19.98	19.95	23.13	23.16	23.23		
60	1	161		20.54	20.59	20.52	20.17	20.27	20.33	23.37	23.44	23.44		
60	162	0		20.89	21.08	20.96	20.66	20.70	20.79	23.79	23.90	23.89		
60	1	1		16-QAM	22.03	22.20	22.20	21.48	21.45	21.45	24.77	24.85		
60	1	1	64-QAM	20.31	20.37	20.41	19.85	19.90	19.89	23.10	23.15	23.17	25.93	0.3917
60	1	1	256-QAM	17.41	17.47	17.50	17.00	16.95	17.00	20.22	20.23	20.27		
Limit	EIRP < 1W			Result									Pass	



Part270 NR n78 HPUE Maximum Average Power [dBm], DG = 1.08 dBi														
BW (MHz)	RB Size	RB Offset	Mod	Antenna 8			Antenna 9			Combine			EIRP (dBm)	EIRP (W)
				Lowest	Middle	Highest	Lowest	Middle	Highest	Lowest	Middle	Highest		
70	1	1	QPSK	22.67	22.49	22.54	22.08	22.18	22.11	25.40	25.35	25.34	26.62	0.4592
70	1	187		22.79	22.78	22.70	22.23	22.26	22.34	25.53	25.54	25.53		
70	95	47		22.59	22.58	22.65	22.23	22.32	22.37	25.42	25.46	25.52		
70	1	0		20.53	20.51	20.70	20.02	20.13	20.02	23.29	23.33	23.38		
70	1	188		20.58	20.66	20.64	20.22	20.31	20.29	23.41	23.50	23.48		
70	189	0		20.93	21.04	21.04	20.71	20.83	20.81	23.83	23.95	23.94		
70	1	1	16-QAM	22.21	22.08	22.25	21.57	21.66	21.63	24.91	24.89	24.96	26.04	0.4018
70	1	1	64-QAM	20.42	20.50	20.66	20.06	20.04	20.05	23.25	23.29	23.38		
70	1	1	256-QAM	17.60	17.51	17.69	17.05	17.05	17.11	20.34	20.30	20.42		
Limit	EIRP < 1W			Result									Pass	

Part270 NR n78 HPUE Maximum Average Power [dBm], DG = 1.08 dBi														
BW (MHz)	RB Size	RB Offset	Mod	Antenna 8			Antenna 9			Combine			EIRP (dBm)	EIRP (W)
				Lowest	Middle	Highest	Lowest	Middle	Highest	Lowest	Middle	Highest		
80	1	1	QPSK	22.45	22.45	22.38	22.02	22.00	22.12	25.25	25.24	25.26	26.56	0.4529
80	1	215		22.72	22.54	22.55	22.19	22.28	22.27	25.47	25.42	25.42		
80	109	54		22.56	22.61	22.59	22.22	22.33	22.32	25.40	25.48	25.47		
80	1	0		20.48	20.48	20.45	19.96	20.15	20.06	23.24	23.33	23.27		
80	1	216		20.67	20.61	20.62	20.15	20.27	20.23	23.43	23.45	23.44		
80	217	0		21.00	21.06	21.05	20.67	20.79	20.80	23.85	23.94	23.94		
80	1	1	16-QAM	22.19	22.12	22.06	21.56	21.61	21.66	24.90	24.88	24.87	25.98	0.3963
80	1	1	64-QAM	20.48	20.54	20.50	19.95	19.94	20.05	23.23	23.26	23.29		
80	1	1	256-QAM	17.54	17.55	17.57	17.00	17.05	17.10	20.29	20.32	20.35		
Limit	EIRP < 1W			Result									Pass	

Part270 NR n78 HPUE Maximum Average Power [dBm], DG = 1.08 dBi														
BW (MHz)	RB Size	RB Offset	Mod	Antenna 8			Antenna 9			Combine			EIRP (dBm)	EIRP (W)
				Lowest	Middle	Highest	Lowest	Middle	Highest	Lowest	Middle	Highest		
90	1	1	QPSK	22.46	22.50	22.51	22.02	21.99	22.01	25.26	25.26	25.28	26.75	0.4732
90	1	243		22.83	22.84	22.70	22.49	22.41	22.36	25.67	25.64	25.54		
90	123	61		22.62	22.58	22.54	22.19	22.33	22.32	25.42	25.47	25.44		
90	1	0		20.56	20.45	20.48	19.98	19.98	20.00	23.29	23.23	23.26		
90	1	244		20.71	20.77	20.69	20.43	20.40	20.43	23.58	23.60	23.57		
90	245	0		21.01	21.11	21.07	20.82	20.76	20.79	23.93	23.95	23.94		
90	1	1	16-QAM	22.23	22.12	22.24	21.59	21.57	21.78	24.93	24.86	25.03	26.11	0.4083
90	1	1	64-QAM	20.54	20.53	20.51	19.98	19.96	19.93	23.28	23.26	23.24		
90	1	1	256-QAM	17.61	17.53	17.48	17.00	17.02	17.02	20.33	20.29	20.27		
Limit	EIRP < 1W			Result									Pass	

Part270 NR n78 HPUE Maximum Average Power [dBm], DG = 1.08 dBi														
BW (MHz)	RB Size	RB Offset	Mod	Antenna 8			Antenna 9			Combine			EIRP (dBm)	EIRP (W)
				Lowest	Middle	Highest	Lowest	Middle	Highest	Lowest	Middle	Highest		
100	1	1	QPSK	-	22.55	-	-	22.06	-	-	25.32	-	26.68	0.4656
100	1	271		-	22.75	-	-	22.42	-	-	25.60	-		
100	137	68		-	22.59	-	-	22.30	-	-	25.46	-		
100	1	0		-	20.52	-	-	19.95	-	-	23.25	-		
100	1	272		-	20.83	-	-	20.47	-	-	23.66	-		
100	273	0		-	21.08	-	-	20.81	-	-	23.96	-		
100	1	1	16-QAM	-	22.11	-	-	21.72	-	-	24.93	-	26.01	0.3990
100	1	1	64-QAM	-	20.60	-	-	19.95	-	-	23.30	-		
100	1	1	256-QAM	-	17.57	-	-	17.01	-	-	20.31	-		
Limit	EIRP < 1W			Result									Pass	



Part27Q NR n77 HPUE Maximum Average Power [dBm], DG = 1.31 dBi														
BW	RB	RB	Mod	Antenna 8			Antenna 9			Combine			EIRP	EIRP
(MHz)	Size	Offset		Lowest	Middle	Highest	Lowest	Middle	Highest	Lowest	Middle	Highest	(dBm)	(W)
10	1	1	QPSK	21.98	22.03	22.08	21.95	22.01	22.05	24.98	25.03	25.08	26.39	0.4355
10	1	22		22.03	21.97	22.03	22.01	21.95	22.00	25.03	24.97	25.03		
10	12	6		21.92	21.98	22.04	21.90	21.96	22.01	24.92	24.98	25.04		
10	1	0		20.04	20.05	20.14	20.01	20.03	20.11	23.04	23.05	23.14		
10	1	23		19.97	20.06	19.99	19.95	20.04	19.95	22.97	23.06	22.98		
10	24	0		20.44	20.47	20.57	20.40	20.45	20.54	23.43	23.47	23.57		
10	1	1	16-QAM	21.39	21.49	21.66	21.37	21.47	21.63	24.39	24.49	24.66	25.97	0.3954
10	1	1	64-QAM	20.05	19.99	20.16	20.03	19.97	20.13	23.05	22.99	23.16		
10	1	1	256-QAM	17.02	17.03	17.08	17.00	17.01	17.05	20.02	20.03	20.08		
Limit	EIRP < 1W			Result									Pass	

Part27Q NR n77 HPUE Maximum Average Power [dBm], DG = 1.31 dBi														
BW	RB	RB	Mod	Antenna 8			Antenna 9			Combine			EIRP	EIRP
(MHz)	Size	Offset		Lowest	Middle	Highest	Lowest	Middle	Highest	Lowest	Middle	Highest	(dBm)	(W)
15	1	1	QPSK	22.09	22.11	22.15	22.05	22.09	22.12	25.08	25.11	25.15	26.46	0.4426
15	1	36		22.13	22.09	22.09	22.11	22.07	22.06	25.13	25.09	25.09		
15	19	9		22.10	22.03	22.09	22.08	22.01	22.06	25.10	25.03	25.09		
15	1	0		20.25	20.14	20.18	20.23	20.12	20.15	23.25	23.14	23.18		
15	1	37		20.32	20.10	20.09	20.30	20.08	20.05	23.32	23.10	23.08		
15	38	0		20.72	20.60	20.60	20.70	20.58	20.57	23.72	23.60	23.60		
15	1	1	16-QAM	21.75	21.67	21.77	21.73	21.65	21.74	24.75	24.67	24.77	26.08	0.4055
15	1	1	64-QAM	20.12	20.33	20.22	20.10	20.31	20.19	23.12	23.33	23.22		
15	1	1	256-QAM	17.37	17.34	17.38	17.35	17.32	17.35	20.37	20.34	20.38		
Limit	EIRP < 1W			Result									Pass	

Part27Q NR n77 HPUE Maximum Average Power [dBm], DG = 1.31 dBi														
BW	RB	RB	Mod	Antenna 8			Antenna 9			Combine			EIRP	EIRP
(MHz)	Size	Offset		Lowest	Middle	Highest	Lowest	Middle	Highest	Lowest	Middle	Highest	(dBm)	(W)
20	1	1	QPSK	22.11	22.10	21.88	22.09	22.08	21.85	25.11	25.10	24.88	26.67	0.4645
20	1	49		22.36	22.14	22.12	22.34	22.12	22.09	25.36	25.14	25.12		
20	25	12		22.10	21.96	21.94	22.08	21.94	21.91	25.10	24.96	24.94		
20	1	0		20.17	20.17	20.14	20.15	20.15	20.12	23.17	23.17	23.14		
20	1	50		20.30	20.16	20.04	20.28	20.14	20.00	23.30	23.16	23.03		
20	51	0		20.78	20.56	20.56	20.76	20.54	20.53	23.78	23.56	23.56		
20	1	1	16-QAM	21.70	21.75	21.74	21.68	21.73	21.71	24.70	24.75	24.74	26.06	0.4036
20	1	1	64-QAM	20.23	20.13	20.17	20.20	20.11	20.15	23.23	23.13	23.17		
20	1	1	256-QAM	17.12	17.32	17.23	17.10	17.30	17.21	20.12	20.32	20.23		
Limit	EIRP < 1W			Result									Pass	



Part27Q NR n77 HPUE Maximum Average Power [dBm], DG = 1.31 dBi														
BW	RB	RB	Mod	Antenna 8			Antenna 9			Combine			EIRP	EIRP
(MHz)	Size	Offset		Lowest	Middle	Highest	Lowest	Middle	Highest	Lowest	Middle	Highest	(dBm)	(W)
30	1	1	QPSK	22.13	22.24	22.23	22.11	22.22	22.21	25.13	25.24	25.23	26.67	0.4645
30	1	76		22.36	22.21	22.19	22.34	22.19	22.16	25.36	25.21	25.19		
30	39	19		22.06	22.05	22.10	22.04	22.03	22.07	25.06	25.05	25.10		
30	1	0		20.16	20.31	20.38	20.14	20.29	20.36	23.16	23.31	23.38		
30	1	77		20.29	20.14	20.16	20.27	20.12	20.13	23.29	23.14	23.16		
30	78	0		20.74	20.54	20.63	20.72	20.52	20.60	23.74	23.54	23.63		
30	1	1	16-QAM	21.66	21.78	21.92	21.63	21.76	21.90	24.66	24.78	24.92	26.23	0.4198
30	1	1	64-QAM	20.18	20.39	20.36	20.16	20.37	20.34	23.18	23.39	23.36		
30	1	1	256-QAM	17.34	17.42	17.47	17.32	17.40	17.45	20.34	20.42	20.47		
Limit	EIRP < 1W			Result									Pass	

Part27Q NR n77 HPUE Maximum Average Power [dBm], DG = 1.31 dBi														
BW	RB	RB	Mod	Antenna 8			Antenna 9			Combine			EIRP	EIRP
(MHz)	Size	Offset		Lowest	Middle	Highest	Lowest	Middle	Highest	Lowest	Middle	Highest	(dBm)	(W)
40	1	1	QPSK	22.23	22.36	22.16	22.20	22.34	22.14	25.23	25.36	25.16	26.67	0.4645
40	1	104		22.30	22.27	22.07	22.28	22.25	22.04	25.30	25.27	25.07		
40	53	26		22.17	21.98	20.59	22.15	21.96	20.57	25.17	24.98	23.59		
40	1	0		20.27	20.42	20.13	20.24	20.40	20.11	23.27	23.42	23.13		
40	1	105		20.19	20.30	20.03	20.17	20.28	20.02	23.19	23.30	23.04		
40	106	0		20.73	20.61	20.61	20.71	20.59	20.58	23.73	23.61	23.61		
40	1	1	16-QAM	21.99	21.92	21.59	21.97	21.90	21.57	24.99	24.92	24.59	26.30	0.4266
40	1	1	64-QAM	20.26	20.38	20.20	20.24	20.37	20.18	23.26	23.39	23.20		
40	1	1	256-QAM	17.18	17.54	17.07	17.16	17.52	17.05	20.18	20.54	20.07		
Limit	EIRP < 1W			Result									Pass	

Part27Q NR n77 HPUE Maximum Average Power [dBm], DG = 1.31 dBi														
BW	RB	RB	Mod	Antenna 8			Antenna 9			Combine			EIRP	EIRP
(MHz)	Size	Offset		Lowest	Middle	Highest	Lowest	Middle	Highest	Lowest	Middle	Highest	(dBm)	(W)
50	1	1	QPSK	21.94	22.13	21.78	21.91	22.11	21.76	24.94	25.13	24.78	26.44	0.4406
50	1	131		21.84	22.00	21.75	21.82	21.98	21.72	24.84	25.00	24.75		
50	67	33		20.87	21.95	21.78	20.85	21.93	21.76	23.87	24.95	24.78		
50	1	0		19.96	20.17	19.85	19.93	20.15	19.83	22.96	23.17	22.85		
50	1	132		19.93	20.02	19.84	19.91	20.01	19.81	22.93	23.03	22.84		
50	133	0		20.50	20.51	20.32	20.48	20.49	20.30	23.50	23.51	23.32		
50	1	1	16-QAM	21.46	21.71	21.34	21.43	21.70	21.32	24.46	24.72	24.34	26.03	0.4009
50	1	1	64-QAM	20.07	20.14	19.84	20.05	20.12	19.82	23.07	23.14	22.84		
50	1	1	256-QAM	17.15	17.36	17.02	17.12	17.34	17.00	20.15	20.36	20.02		
Limit	EIRP < 1W			Result									Pass	

Part27Q NR n77 HPUE Maximum Average Power [dBm], DG = 1.31 dBi														
BW	RB	RB	Mod	Antenna 8			Antenna 9			Combine			EIRP	EIRP
(MHz)	Size	Offset		Lowest	Middle	Highest	Lowest	Middle	Highest	Lowest	Middle	Highest	(dBm)	(W)
60	1	1	QPSK	22.03	22.11	21.92	22.01	22.09	21.90	25.03	25.11	24.92	26.42	0.4385
60	1	160		21.79	21.92	21.80	21.77	21.90	21.77	24.79	24.92	24.80		
60	81	40		22.11	21.87	21.97	22.09	21.85	21.95	25.11	24.87	24.97		
60	1	0		19.97	20.07	19.98	19.93	20.05	19.97	22.96	23.07	22.99		
60	1	161		19.87	19.77	19.77	19.85	19.75	19.74	22.87	22.77	22.77		
60	162	0		20.53	20.40	20.40	20.51	20.38	20.37	23.53	23.40	23.40		
60	1	1		16-QAM	21.60	21.60	21.56	21.58	21.58	21.54	24.60	24.60		
60	1	1	64-QAM	20.11	20.18	20.07	20.07	20.16	20.05	23.10	23.18	23.07	25.91	0.3899
60	1	1	256-QAM	17.15	17.23	17.10	17.13	17.22	17.08	20.15	20.24	20.10		
Limit	EIRP < 1W			Result									Pass	



Part27Q NR n77 HPUE Maximum Average Power [dBm], DG = 1.31 dBi														
BW	RB	RB	Mod	Antenna 8			Antenna 9			Combine			EIRP	EIRP
(MHz)	Size	Offset		Lowest	Middle	Highest	Lowest	Middle	Highest	Lowest	Middle	Highest	(dBm)	(W)
70	1	1	QPSK	21.84	22.11	22.06	21.81	22.09	22.04	24.84	25.11	25.06	26.45	0.4416
70	1	187		21.94	22.14	21.68	21.91	22.12	21.65	24.94	25.14	24.68		
70	95	47		21.85	21.84	22.03	21.83	21.82	22.01	24.85	24.84	25.03		
70	1	0		19.97	20.23	20.22	19.94	20.22	20.20	22.97	23.24	23.22		
70	1	188		20.06	19.95	19.77	20.03	19.89	19.74	23.06	22.93	22.77		
70	189	0		20.38	20.44	20.46	20.36	20.42	20.44	23.38	23.44	23.46		
70	1	1	16-QAM	21.52	21.77	21.80	21.49	21.76	21.79	24.52	24.78	24.81	26.12	0.4093
70	1	1	64-QAM	20.05	20.18	20.20	20.01	20.16	20.15	23.04	23.18	23.19		
70	1	1	256-QAM	17.05	17.32	17.30	17.02	17.30	17.29	20.05	20.32	20.31		
Limit	EIRP < 1W			Result									Pass	

Part27Q NR n77 HPUE Maximum Average Power [dBm], DG = 1.31 dBi														
BW	RB	RB	Mod	Antenna 8			Antenna 9			Combine			EIRP	EIRP
(MHz)	Size	Offset		Lowest	Middle	Highest	Lowest	Middle	Highest	Lowest	Middle	Highest	(dBm)	(W)
80	1	1	QPSK	21.80	22.05	22.09	21.76	22.01	22.07	24.79	25.04	25.09	26.40	0.4365
80	1	215		21.87	21.78	21.86	21.84	21.75	21.83	24.87	24.78	24.86		
80	109	54		21.98	21.94	21.93	21.97	21.90	21.90	24.99	24.93	24.93		
80	1	0		19.94	20.06	20.08	19.91	20.04	20.06	22.94	23.06	23.08		
80	1	216		19.86	19.94	19.80	19.82	19.91	19.77	22.85	22.94	22.80		
80	217	0		20.42	20.51	20.48	20.41	20.48	20.46	23.43	23.51	23.48		
80	1	1	16-QAM	21.35	21.78	21.56	21.33	21.76	21.54	24.35	24.78	24.56	26.09	0.4064
80	1	1	64-QAM	19.93	20.21	20.07	19.91	20.19	20.05	22.93	23.21	23.07		
80	1	1	256-QAM	16.96	17.14	17.12	16.94	17.12	17.10	19.96	20.14	20.12		
Limit	EIRP < 1W			Result									Pass	

Part27Q NR n77 HPUE Maximum Average Power [dBm], DG = 1.31 dBi														
BW	RB	RB	Mod	Antenna 8			Antenna 9			Combine			EIRP	EIRP
(MHz)	Size	Offset		Lowest	Middle	Highest	Lowest	Middle	Highest	Lowest	Middle	Highest	(dBm)	(W)
90	1	1	QPSK	22.57	22.60	22.55	22.10	22.07	22.20	25.35	25.35	25.39	26.72	0.4699
90	1	243		22.63	21.81	21.84	22.16	21.73	21.77	25.41	24.78	24.82		
90	123	61		22.21	22.22	22.17	21.86	21.93	22.06	25.05	25.09	25.13		
90	1	0		20.68	20.67	20.65	20.13	20.18	20.21	23.42	23.44	23.45		
90	1	244		19.86	19.89	19.93	19.71	19.73	19.78	22.80	22.82	22.87		
90	245	0		20.61	20.69	20.64	20.40	20.53	20.53	23.52	23.62	23.60		
90	1	1	16-QAM	22.23	22.24	22.22	21.61	21.50	21.75	24.94	24.90	25.00	26.31	0.4276
90	1	1	64-QAM	20.68	20.55	20.61	20.08	20.11	20.14	23.40	23.35	23.39		
90	1	1	256-QAM	17.80	17.65	17.79	17.18	17.15	17.22	20.51	20.42	20.52		
Limit	EIRP < 1W			Result									Pass	

Part27Q NR n77 HPUE Maximum Average Power [dBm], DG = 1.31 dBi														
BW	RB	RB	Mod	Antenna 8			Antenna 9			Combine			EIRP	EIRP
(MHz)	Size	Offset		Lowest	Middle	Highest	Lowest	Middle	Highest	Lowest	Middle	Highest	(dBm)	(W)
100	1	1	QPSK	-	22.65	-	-	22.14	-	-	25.41	-	26.72	0.4699
100	1	271		-	21.85	-	-	21.70	-	-	24.79	-		
100	137	68		-	22.21	-	-	21.95	-	-	25.09	-		
100	1	0		-	20.70	-	-	20.14	-	-	23.44	-		
100	1	272		-	19.92	-	-	19.75	-	-	22.85	-		
100	273	0		-	20.74	-	-	20.49	-	-	23.63	-		
100	1	1	16-QAM	-	22.25	-	-	21.81	-	-	25.05	-	26.36	0.4325
100	1	1	64-QAM	-	20.76	-	-	20.07	-	-	23.44	-		
100	1	1	256-QAM	-	17.81	-	-	17.15	-	-	20.50	-		
Limit	EIRP < 1W			Result									Pass	



Part27Q NR n78 HPUE Maximum Average Power [dBm], DG = 1.08 dBi														
BW	RB	RB	Mod	Antenna 8			Antenna 9			Combine			EIRP	EIRP
(MHz)	Size	Offset		Lowest	Middle	Highest	Lowest	Middle	Highest	Lowest	Middle	Highest	(dBm)	(W)
10	1	1	QPSK	22.14	22.26	22.46	22.05	22.03	22.02	25.11	25.16	25.26	26.34	0.4305
10	1	22		22.14	22.15	22.37	22.02	22.04	22.05	25.09	25.11	25.22		
10	12	6		22.17	22.12	22.33	22.10	22.09	22.11	25.15	25.12	25.23		
10	1	0		20.25	20.29	20.47	20.04	20.00	19.96	23.16	23.16	23.23		
10	1	23		20.11	20.16	20.34	20.08	19.97	20.12	23.11	23.08	23.24		
10	24	0		20.71	20.64	20.87	20.67	20.56	20.60	23.70	23.61	23.75		
10	1	1	16-QAM	21.77	21.96	22.00	21.60	21.42	21.50	24.70	24.71	24.77	25.85	0.3846
10	1	1	64-QAM	20.25	20.29	20.54	20.07	19.93	19.95	23.17	23.12	23.27		
10	1	1	256-QAM	17.40	17.37	17.59	17.15	16.94	16.99	20.29	20.17	20.31		
Limit	EIRP < 1W			Result									Pass	

Part27Q NR n78 HPUE Maximum Average Power [dBm], DG = 1.08 dBi														
BW	RB	RB	Mod	Antenna 8			Antenna 9			Combine			EIRP	EIRP
(MHz)	Size	Offset		Lowest	Middle	Highest	Lowest	Middle	Highest	Lowest	Middle	Highest	(dBm)	(W)
15	1	1	QPSK	22.19	22.21	22.38	22.13	22.00	22.06	25.17	25.12	25.23	26.38	0.4345
15	1	36		22.27	22.14	22.41	22.11	21.95	22.17	25.20	25.06	25.30		
15	19	9		22.23	22.22	22.45	22.15	22.05	22.06	25.20	25.15	25.27		
15	1	0		20.32	20.36	20.53	20.11	20.02	20.11	23.23	23.20	23.34		
15	1	37		20.20	20.21	20.47	20.18	20.02	20.13	23.20	23.13	23.31		
15	38	0		20.79	20.67	20.89	20.63	20.56	20.65	23.72	23.63	23.78		
15	1	1	16-QAM	22.10	21.89	22.05	21.54	21.55	21.63	24.84	24.73	24.86	25.94	0.3926
15	1	1	64-QAM	20.38	20.37	20.50	20.05	20.01	20.12	23.23	23.20	23.32		
15	1	1	256-QAM	17.44	17.45	17.53	17.07	17.02	17.15	20.27	20.25	20.35		
Limit	EIRP < 1W			Result									Pass	

Part27Q NR n78 HPUE Maximum Average Power [dBm], DG = 1.08 dBi														
BW	RB	RB	Mod	Antenna 8			Antenna 9			Combine			EIRP	EIRP
(MHz)	Size	Offset		Lowest	Middle	Highest	Lowest	Middle	Highest	Lowest	Middle	Highest	(dBm)	(W)
20	1	1	QPSK	22.28	22.33	22.39	22.11	22.01	22.05	25.21	25.18	25.23	26.33	0.4295
20	1	49		22.26	22.12	22.47	22.13	22.05	21.99	25.21	25.10	25.25		
20	25	12		22.15	22.19	22.26	22.16	22.10	22.15	25.17	25.16	25.22		
20	1	0		20.31	20.37	20.39	20.09	20.00	20.12	23.21	23.20	23.27		
20	1	50		20.24	20.19	20.38	20.03	19.99	20.09	23.15	23.10	23.25		
20	51	0		20.75	20.68	20.97	20.68	20.60	20.60	23.73	23.65	23.80		
20	1	1	16-QAM	22.09	22.12	22.21	21.84	21.45	21.57	24.98	24.81	24.91	26.06	0.4036
20	1	1	64-QAM	20.35	20.40	20.45	20.00	19.91	20.00	23.19	23.17	23.24		
20	1	1	256-QAM	17.44	17.49	17.52	17.10	16.90	17.13	20.28	20.22	20.34		
Limit	EIRP < 1W			Result									Pass	



Part27Q NR n78 HPUE Maximum Average Power [dBm], DG = 1.08 dBi														
BW (MHz)	RB Size	RB Offset	Mod	Antenna 8			Antenna 9			Combine			EIRP (dBm)	EIRP (W)
				Lowest	Middle	Highest	Lowest	Middle	Highest	Lowest	Middle	Highest		
30	1	1	QPSK	22.36	22.46	22.35	22.19	22.20	22.11	25.29	25.34	25.24	26.44	0.4406
30	1	76		22.28	22.31	22.45	22.03	22.27	22.24	25.17	25.30	25.36		
30	39	19		22.13	22.19	22.36	22.10	22.11	22.15	25.13	25.16	25.27		
30	1	0		20.40	20.56	20.60	20.08	20.25	20.24	23.25	23.42	23.43		
30	1	77		20.29	20.23	20.54	20.13	20.10	20.13	23.22	23.18	23.35		
30	78	0		20.68	20.77	20.91	20.62	20.61	20.69	23.66	23.70	23.81		
30	1	1	16-QAM	22.10	22.15	22.02	21.62	21.87	21.63	24.88	25.02	24.84	26.10	0.4074
30	1	1	64-QAM	20.41	20.53	20.48	20.10	20.02	20.13	23.27	23.29	23.32		
30	1	1	256-QAM	17.56	17.62	17.55	17.11	17.19	17.17	20.35	20.42	20.37		
Limit	EIRP < 1W			Result									Pass	

Part27Q NR n78 HPUE Maximum Average Power [dBm], DG = 1.08 dBi														
BW (MHz)	RB Size	RB Offset	Mod	Antenna 8			Antenna 9			Combine			EIRP (dBm)	EIRP (W)
				Lowest	Middle	Highest	Lowest	Middle	Highest	Lowest	Middle	Highest		
40	1	1	QPSK	22.43	22.48	22.30	22.26	22.22	22.21	25.36	25.36	25.27	26.44	0.4406
40	1	104		22.33	22.34	22.49	22.03	22.07	22.00	25.19	25.22	25.26		
40	53	26		22.20	22.16	22.33	22.04	22.03	22.14	25.13	25.11	25.25		
40	1	0		20.49	20.68	20.43	20.21	20.21	20.21	23.36	23.46	23.33		
40	1	105		20.23	20.35	20.44	20.00	20.08	20.00	23.13	23.23	23.24		
40	106	0		20.70	20.72	20.83	20.59	20.66	20.60	23.66	23.70	23.73		
40	1	1	16-QAM	22.01	22.07	22.01	21.63	21.74	21.66	24.83	24.92	24.85	26.00	0.3981
40	1	1	64-QAM	20.54	20.59	20.37	20.16	20.12	20.16	23.36	23.37	23.28		
40	1	1	256-QAM	17.63	17.73	17.54	17.15	17.25	17.13	20.41	20.51	20.35		
Limit	EIRP < 1W			Result									Pass	

Part27Q NR n78 HPUE Maximum Average Power [dBm], DG = 1.08 dBi														
BW (MHz)	RB Size	RB Offset	Mod	Antenna 8			Antenna 9			Combine			EIRP (dBm)	EIRP (W)
				Lowest	Middle	Highest	Lowest	Middle	Highest	Lowest	Middle	Highest		
50	1	1	QPSK	22.14	22.15	22.12	21.93	21.97	21.89	25.05	25.07	25.02	26.15	0.4121
50	1	131		21.83	22.04	22.10	21.60	21.65	21.76	24.73	24.86	24.94		
50	67	33		21.97	22.02	22.06	21.94	21.91	21.89	24.97	24.98	24.99		
50	1	0		20.21	20.20	20.13	19.83	19.95	19.84	23.03	23.09	23.00		
50	1	132		19.83	20.03	20.20	19.61	19.89	19.75	22.73	22.97	22.99		
50	133	0		20.46	20.61	20.62	20.51	20.49	20.42	23.50	23.56	23.53		
50	1	1	16-QAM	21.70	21.80	21.74	21.40	21.45	21.49	24.56	24.64	24.63	25.72	0.3733
50	1	1	64-QAM	20.16	20.23	20.22	19.87	19.86	19.71	23.03	23.06	22.98		
50	1	1	256-QAM	17.21	17.35	17.16	16.84	16.93	16.82	20.04	20.16	20.00		
Limit	EIRP < 1W			Result									Pass	

Part27Q NR n78 HPUE Maximum Average Power [dBm], DG = 1.08 dBi														
BW (MHz)	RB Size	RB Offset	Mod	Antenna 8			Antenna 9			Combine			EIRP (dBm)	EIRP (W)
				Lowest	Middle	Highest	Lowest	Middle	Highest	Lowest	Middle	Highest		
60	1	1	QPSK	22.13	22.19	22.16	21.96	22.10	21.91	25.06	25.16	25.05	26.24	0.4207
60	1	160		21.80	21.90	21.96	21.64	21.72	21.61	24.73	24.82	24.80		
60	81	40		21.92	22.02	22.04	21.91	21.83	21.82	24.93	24.94	24.94		
60	1	0		20.12	20.35	20.24	20.03	19.94	19.85	23.09	23.16	23.06		
60	1	161		19.85	20.02	19.99	19.71	19.61	19.60	22.79	22.83	22.81		
60	162	0		20.42	20.57	20.64	20.47	20.49	20.38	23.46	23.54	23.52		
60	1	1	16-QAM	21.77	21.80	21.82	21.63	21.52	21.39	24.71	24.67	24.62	25.79	0.3793
60	1	1	64-QAM	20.21	20.17	20.33	19.88	19.96	19.83	23.06	23.08	23.10		
60	1	1	256-QAM	17.29	17.35	17.33	16.92	17.02	16.89	20.12	20.20	20.13		
Limit	EIRP < 1W			Result									Pass	



Part27Q NR n78 HPUE Maximum Average Power [dBm], DG = 1.08 dBi														
BW (MHz)	RB Size	RB Offset	Mod	Antenna 8			Antenna 9			Combine			EIRP (dBm)	EIRP (W)
				Lowest	Middle	Highest	Lowest	Middle	Highest	Lowest	Middle	Highest		
70	1	1	QPSK	22.30	22.36	22.43	22.07	22.11	22.13	25.20	25.25	25.29	26.37	0.4335
70	1	187		21.89	22.03	22.05	21.73	21.88	21.72	24.82	24.97	24.90		
70	95	47		22.04	22.00	20.56	21.90	21.89	20.40	24.98	24.96	23.49		
70	1	0		20.43	20.42	20.45	20.05	20.10	20.06	23.25	23.27	23.27		
70	1	188		19.72	20.00	20.05	19.64	19.72	19.67	22.69	22.87	22.87		
70	189	0		20.51	20.61	20.60	20.38	20.43	20.41	23.46	23.53	23.52		
70	1	1	16-QAM	21.91	22.01	22.00	21.60	21.94	21.64	24.77	24.99	24.83	26.07	0.4046
70	1	1	64-QAM	20.40	20.42	20.40	20.00	20.00	20.12	23.21	23.23	23.27		
70	1	1	256-QAM	17.48	17.42	17.51	17.05	17.02	17.07	20.28	20.23	20.31		
Limit	EIRP < 1W			Result									Pass	

Part27Q NR n78 HPUE Maximum Average Power [dBm], DG = 1.08 dBi														
BW (MHz)	RB Size	RB Offset	Mod	Antenna 8			Antenna 9			Combine			EIRP (dBm)	EIRP (W)
				Lowest	Middle	Highest	Lowest	Middle	Highest	Lowest	Middle	Highest		
80	1	1	QPSK	22.29	22.29	22.35	22.05	22.05	22.14	25.18	25.18	25.26	26.34	0.4305
80	1	215		21.90	21.89	22.03	21.72	21.74	21.66	24.82	24.83	24.86		
80	109	54		22.05	22.06	22.06	21.90	21.89	21.91	24.99	24.99	25.00		
80	1	0		20.42	20.41	20.33	20.11	20.06	20.17	23.28	23.25	23.26		
80	1	216		19.97	19.95	20.05	19.65	19.66	19.72	22.82	22.82	22.90		
80	217	0		20.58	20.57	20.65	20.36	20.46	20.42	23.48	23.53	23.55		
80	1	1	16-QAM	21.93	21.94	22.05	21.64	21.62	21.61	24.80	24.79	24.85	25.93	0.3917
80	1	1	64-QAM	20.37	20.39	20.42	20.00	20.03	20.09	23.20	23.22	23.27		
80	1	1	256-QAM	17.48	17.45	17.52	17.00	17.03	17.10	20.26	20.26	20.33		
Limit	EIRP < 1W			Result									Pass	

Part27Q NR n78 HPUE Maximum Average Power [dBm], DG = 1.08 dBi														
BW (MHz)	RB Size	RB Offset	Mod	Antenna 8			Antenna 9			Combine			EIRP (dBm)	EIRP (W)
				Lowest	Middle	Highest	Lowest	Middle	Highest	Lowest	Middle	Highest		
90	1	1	QPSK	22.31	22.39	22.33	22.05	22.06	22.16	25.19	25.24	25.26	26.34	0.4305
90	1	243		21.91	22.00	22.02	21.71	21.73	21.77	24.82	24.88	24.91		
90	123	61		22.08	22.14	22.15	21.89	21.86	21.96	25.00	25.01	25.07		
90	1	0		20.28	20.25	20.45	20.10	20.04	20.17	23.20	23.16	23.32		
90	1	244		19.95	20.03	20.12	19.76	19.71	19.66	22.87	22.88	22.91		
90	245	0		20.55	20.55	20.61	20.45	20.41	20.48	23.51	23.49	23.56		
90	1	1	16-QAM	22.03	22.03	22.01	21.49	21.70	21.67	24.78	24.88	24.85	25.96	0.3945
90	1	1	64-QAM	20.35	20.37	20.44	20.00	20.00	20.07	23.19	23.20	23.27		
90	1	1	256-QAM	17.46	17.45	17.50	17.05	17.05	17.13	20.27	20.26	20.33		
Limit	EIRP < 1W			Result									Pass	

Part27Q NR n78 HPUE Maximum Average Power [dBm], DG = 1.08 dBi														
BW (MHz)	RB Size	RB Offset	Mod	Antenna 8			Antenna 9			Combine			EIRP (dBm)	EIRP (W)
				Lowest	Middle	Highest	Lowest	Middle	Highest	Lowest	Middle	Highest		
100	1	1	QPSK	-	21.97	-	-	21.93	-	-	24.96	-	26.48	0.4446
100	1	271		-	22.40	-	-	22.37	-	-	25.40	-		
100	137	68		-	22.05	-	-	22.03	-	-	25.05	-		
100	1	0		-	19.92	-	-	19.90	-	-	22.92	-		
100	1	272		-	20.20	-	-	20.17	-	-	23.20	-		
100	273	0		-	20.57	-	-	20.55	-	-	23.57	-		
100	1	1	16-QAM	-	21.42	-	-	21.38	-	-	24.41	-	25.49	0.3540
100	1	1	64-QAM	-	19.90	-	-	19.88	-	-	22.90	-		
100	1	1	256-QAM	-	16.93	-	-	16.91	-	-	19.93	-		
Limit	EIRP < 1W			Result									Pass	



FR1 n2

Peak-to-Average Ratio

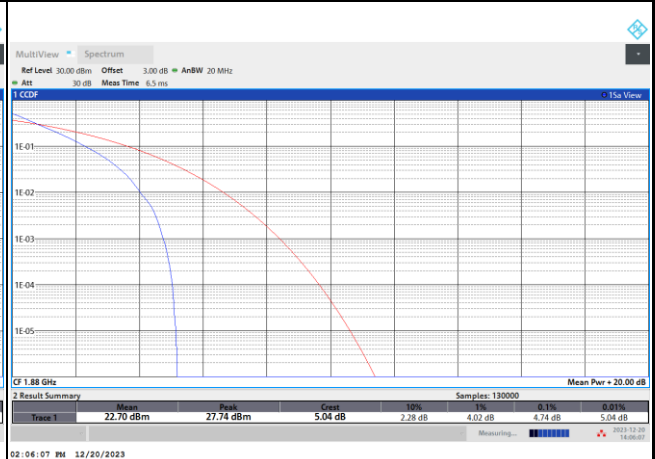
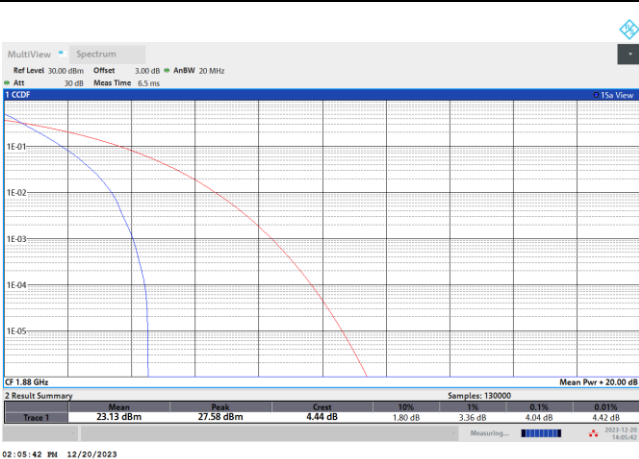
Mode	FR1 n2 / 20MHz / DFT-S OFDM				
Mod.	PI/2 BPSK	QPSK	16QAM	64QAM	Limit: 13dB
RB Size	Full RB	Full RB	Full RB	Full RB	Result
Middle CH	4.04	4.74	5.54	5.82	PASS
Mode	FR1 n2 / 20MHz / DFT-S OFDM				
Mod.	256QAM				Limit: 13dB
RB Size	Full RB				Result
Middle CH	6.20				PASS



FR1 n2 / 20MHz / DFT-S OFDM / Middle Channel / Full RB

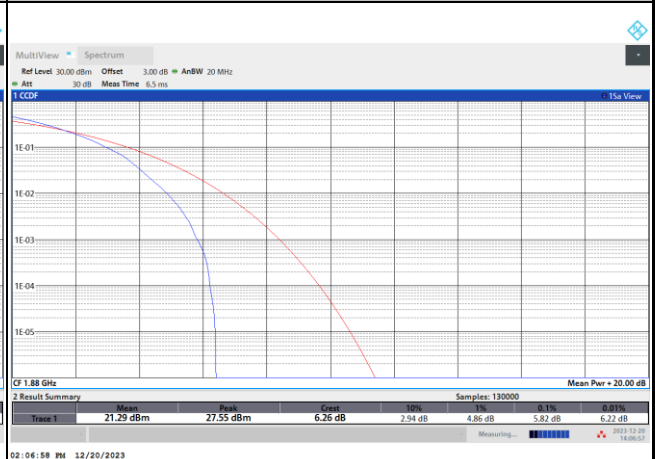
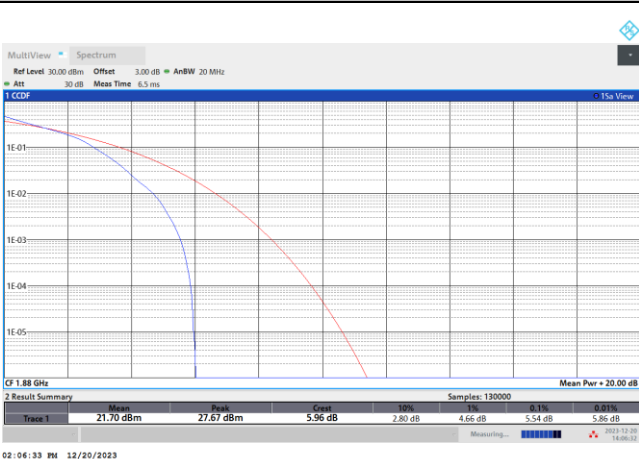
PI/2 BPSK

QPSK

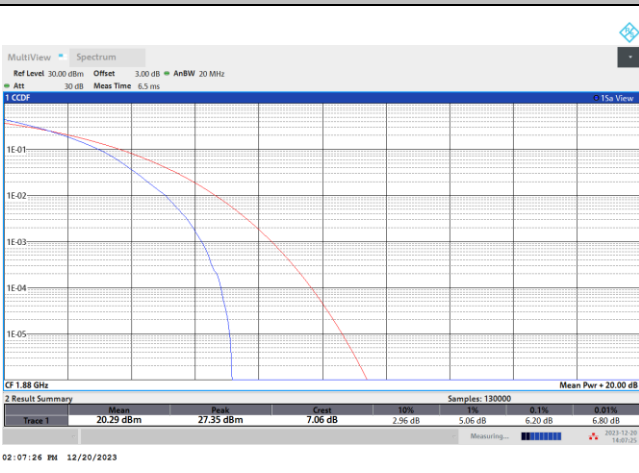


16QAM

64QAM



256QAM





26dB Bandwidth

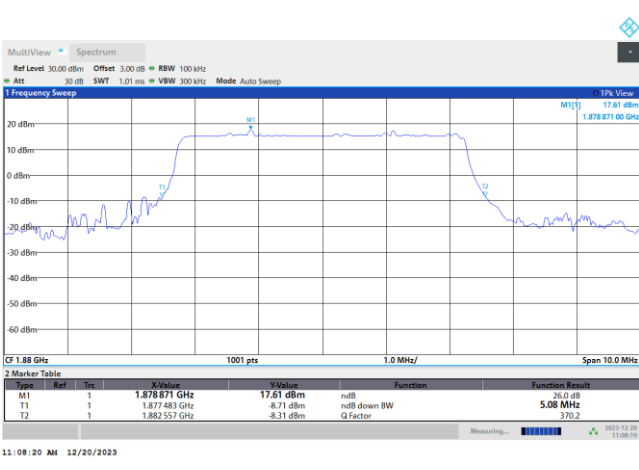
Mode	FR1 n2 : 26dB BW(MHz) / DFT-S OFDM							
BW	5MHz		10MHz		15MHz		20MHz	
Mod.	PI/2 BPSK		PI/2 BPSK		PI/2 BPSK		PI/2 BPSK	
Middle CH	5.08		9.83		14.60		19.70	

Mode	FR1 n2 : 26dB BW(MHz) / CP OFDM							
BW	5MHz		10MHz		15MHz		20MHz	
Mod.	QPSK	16QAM	QPSK	16QAM	QPSK	16QAM	QPSK	16QAM
Middle CH	5.25	5.26	10.51	10.39	15.35	15.38	20.58	20.78
Mod.	64QAM	256QAM	64QAM	256QAM	64QAM	256QAM	64QAM	256QAM
Middle CH	5.25	5.17	10.35	10.35	15.55	15.35	20.74	20.62



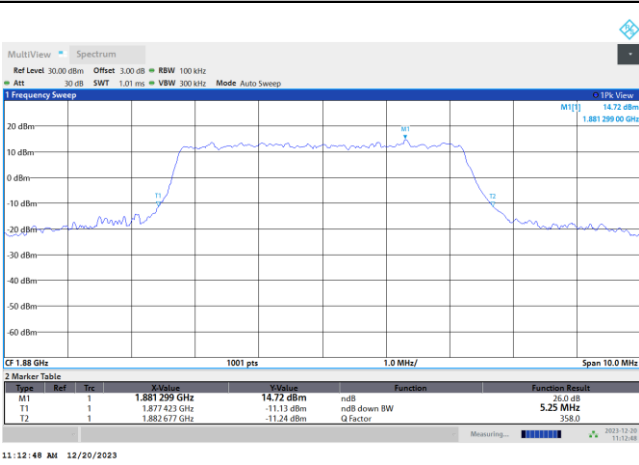
FR1 n2 / 5MHz / DFT-S OFDM / Middle Channel / Full RB

PI/2 BPSK

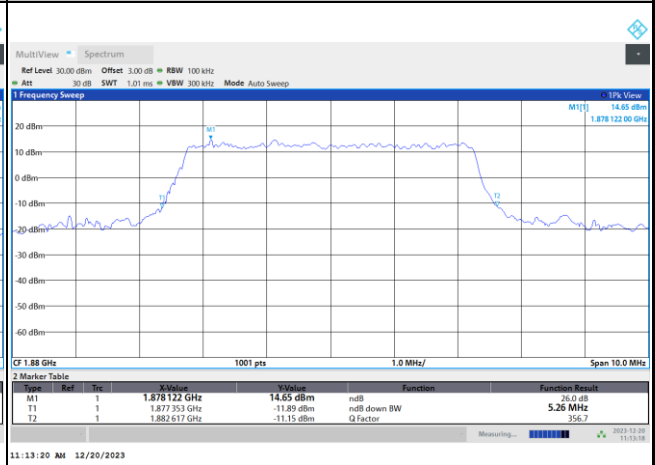


FR1 n2 / 5MHz / CP OFDM / Middle Channel / Full RB

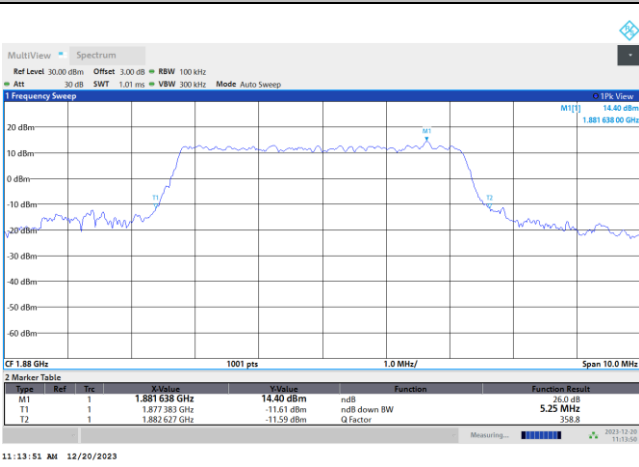
QPSK



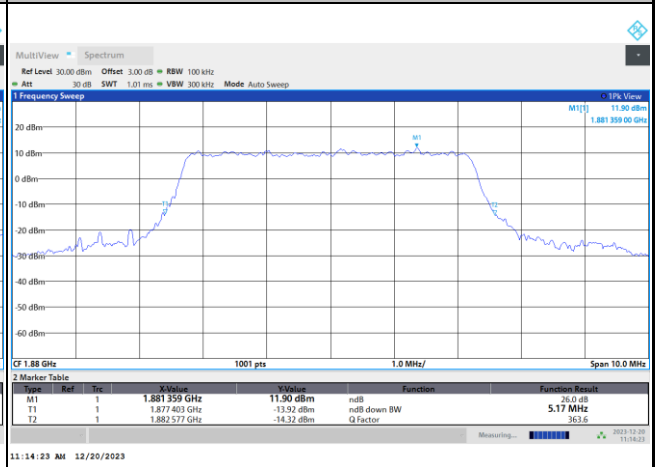
16QAM



64QAM



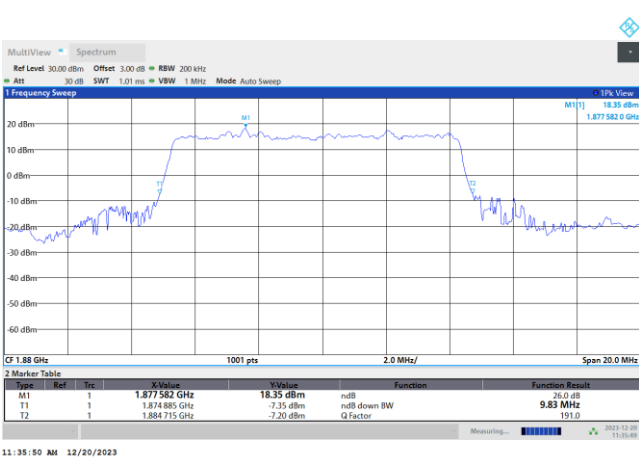
256QAM





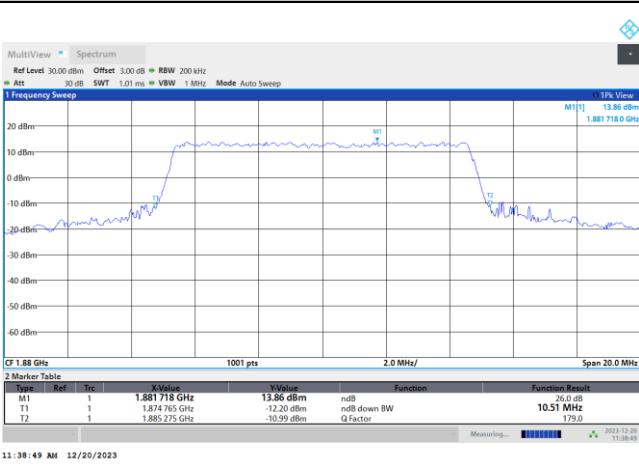
FR1 n2 / 10MHz / DFT-S OFDM / Middle Channel / Full RB

PI/2 BPSK

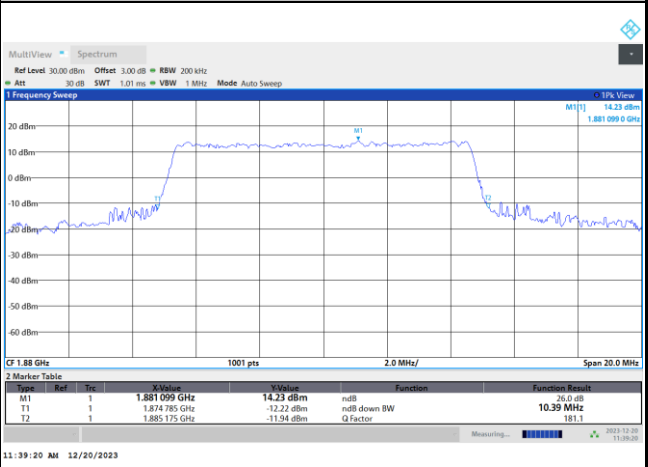


FR1 n2 / 10MHz / CP OFDM / Middle Channel / Full RB

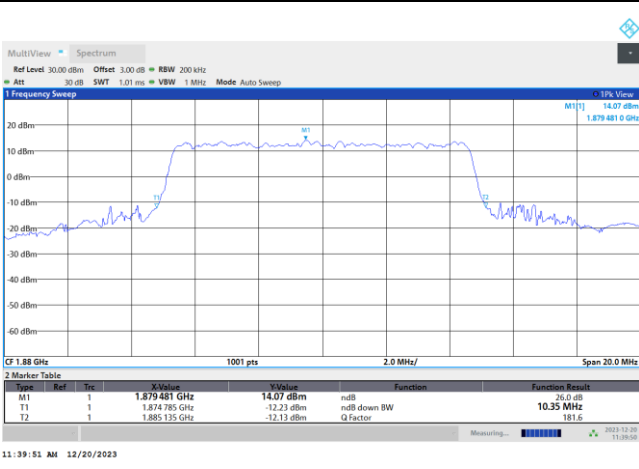
QPSK



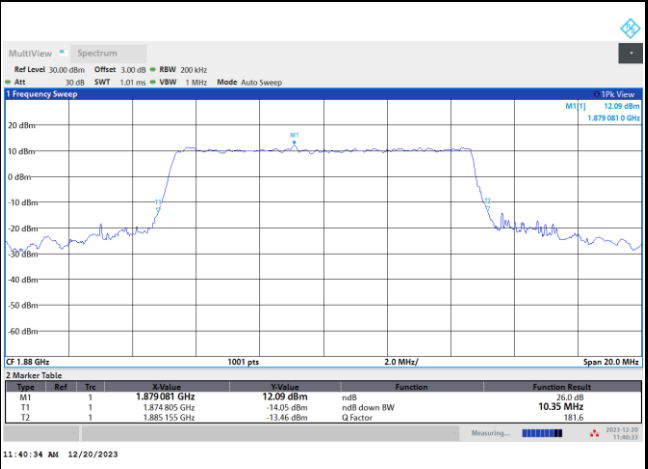
16QAM



64QAM



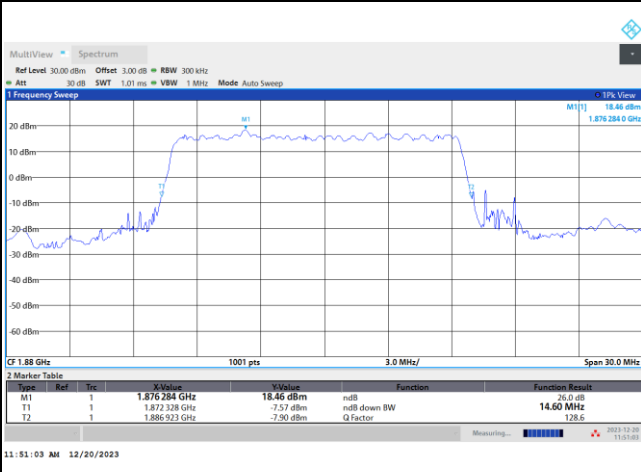
256QAM





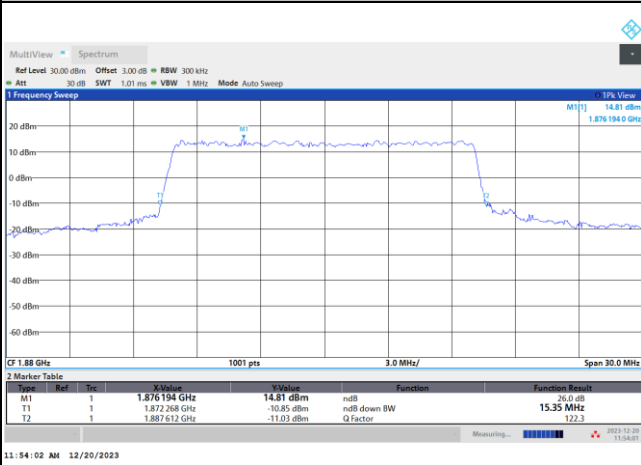
FR1 n2 / 15MHz / DFT-S OFDM / Middle Channel / Full RB

PI/2 BPSK

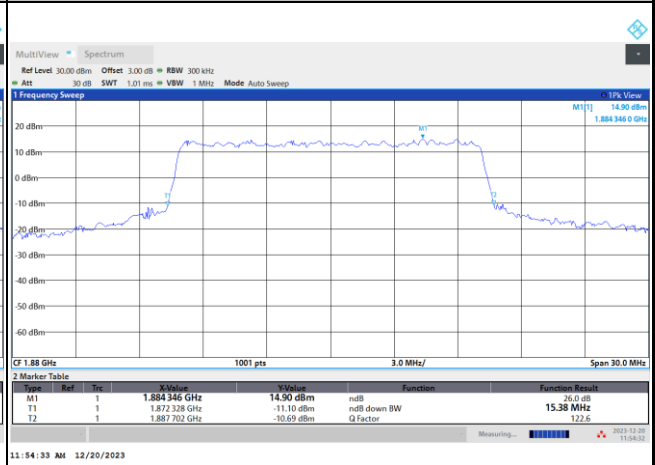


FR1 n2 / 15MHz / CP OFDM / Middle Channel / Full RB

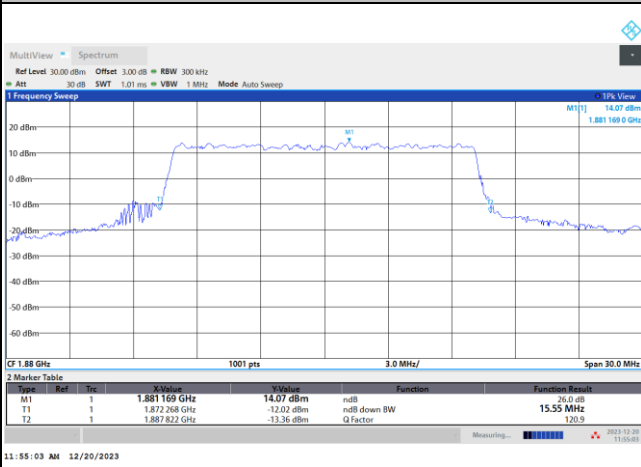
QPSK



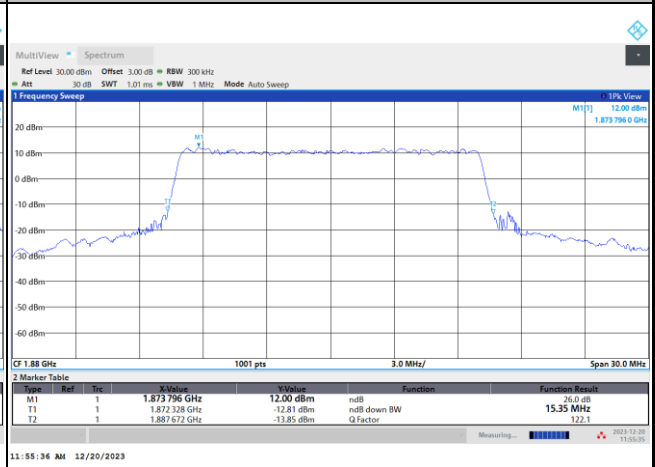
16QAM



64QAM



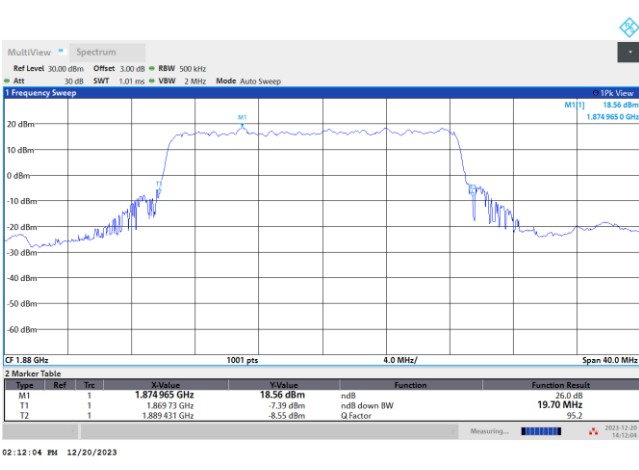
256QAM





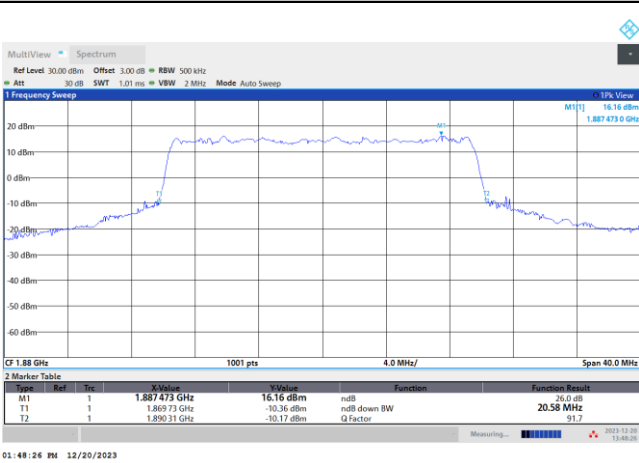
FR1 n2 / 20MHz / DFT-S OFDM / Middle Channel / Full RB

PI/2 BPSK

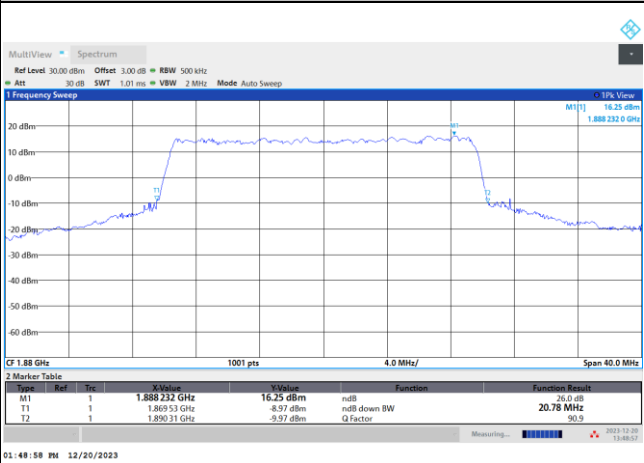


FR1 n2 / 20MHz / CP OFDM / Middle Channel / Full RB

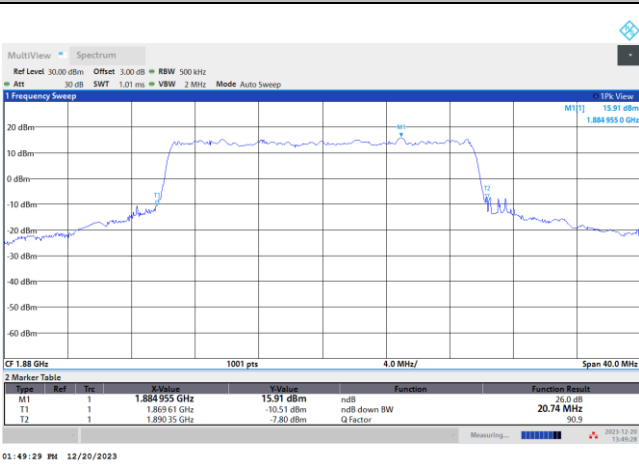
QPSK



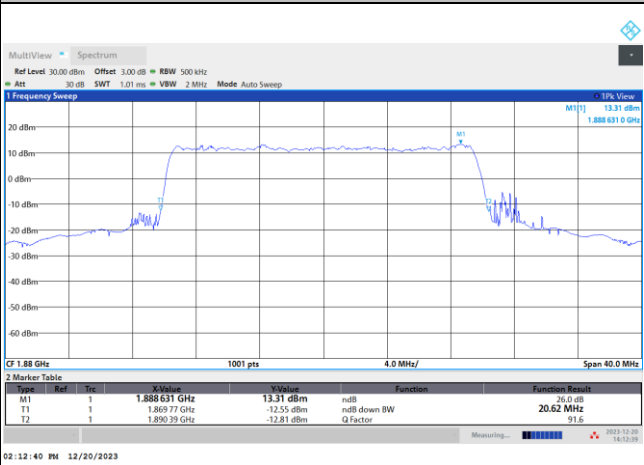
16QAM



64QAM



256QAM





Occupied Bandwidth

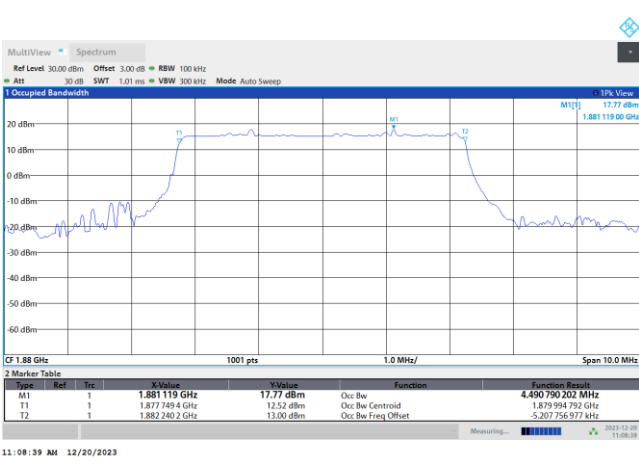
Mode	FR1 n2 : 99%OBW(MHz) / DFT-S OFDM							
BW	5MHz		10MHz		15MHz		20MHz	
Mod.	PI/2 BPSK		PI/2 BPSK		PI/2 BPSK		PI/2 BPSK	
Middle CH	4.49		9.00		13.47		18.02	

Mode	FR1 n2 : 99%OBW (MHz) / CP OFDM							
BW	5MHz		10MHz		15MHz		20MHz	
Mod.	QPSK	16QAM	QPSK	16QAM	QPSK	16QAM	QPSK	16QAM
Middle CH	4.53	4.57	9.38	9.37	14.19	14.20	19.09	19.15
Mod.	64QAM	256QAM	64QAM	256QAM	64QAM	256QAM	64QAM	256QAM
Middle CH	4.53	4.53	9.34	9.37	14.24	14.17	19.09	19.17



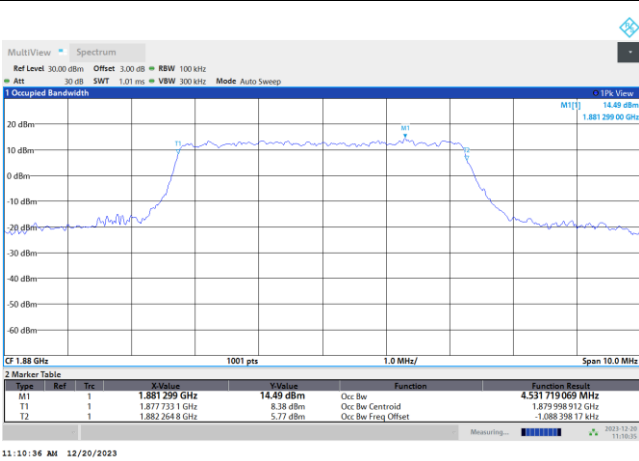
FR1 n2 / 5MHz / DFT-S OFDM / Middle Channel / Full RB

PI/2 BPSK

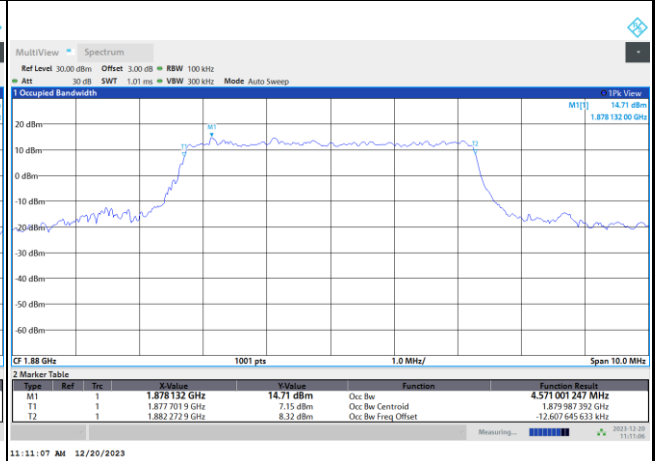


FR1 n2 / 5MHz / CP OFDM / Middle Channel / Full RB

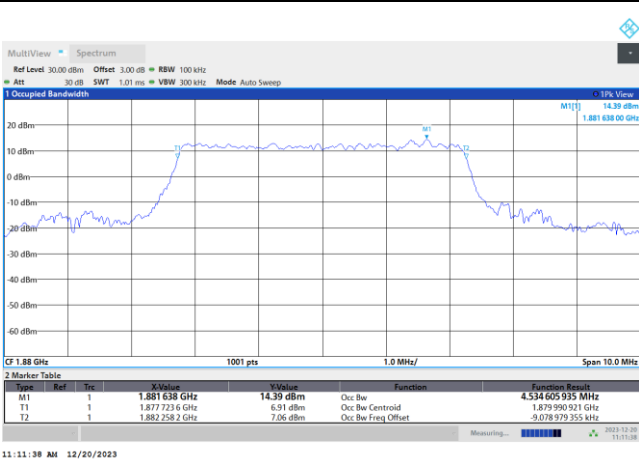
QPSK



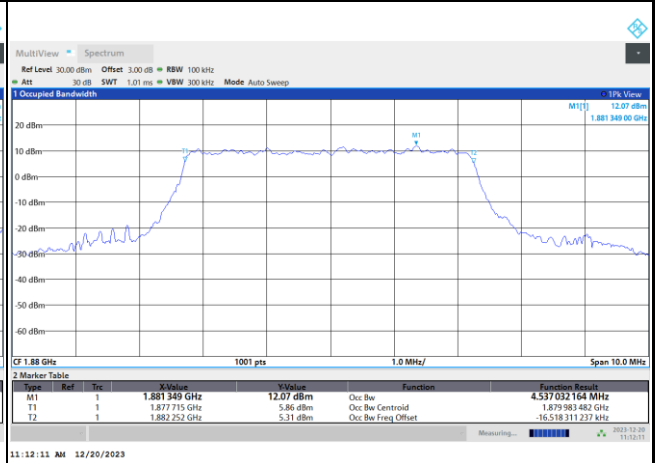
16QAM



64QAM



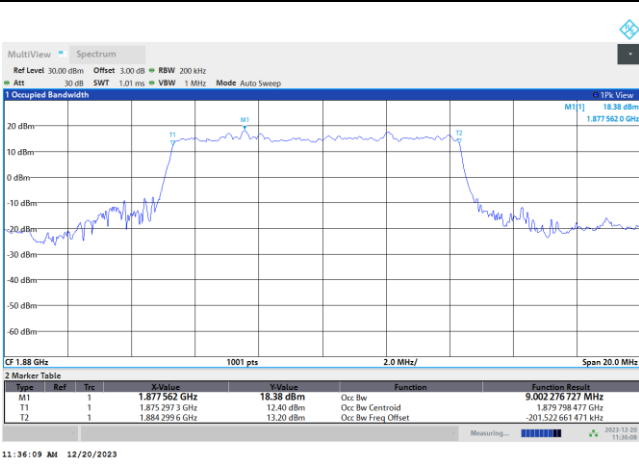
256QAM





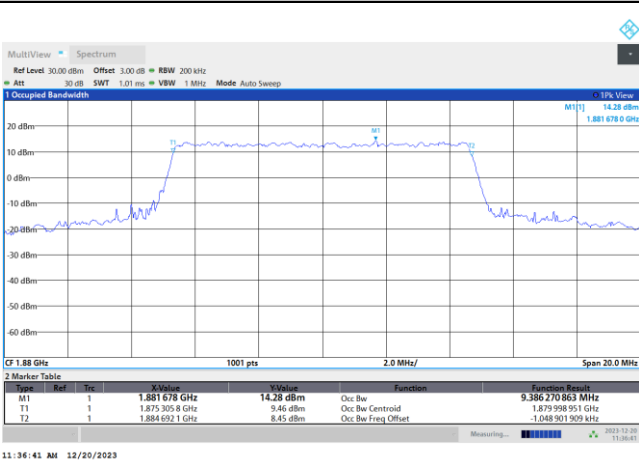
FR1 n2 / 10MHz / DFT-S OFDM / Middle Channel / Full RB

PI/2 BPSK

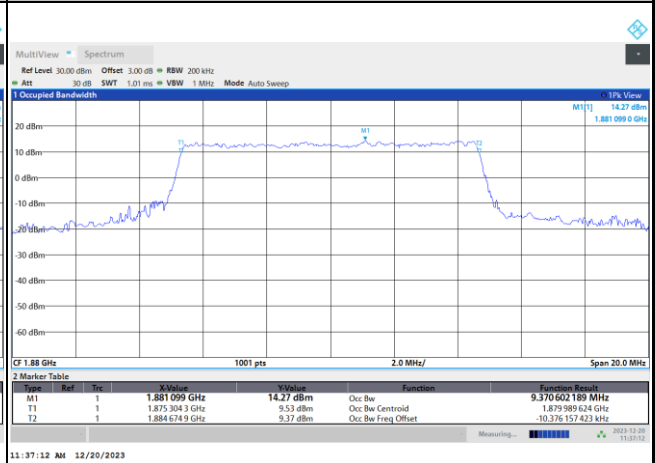


FR1 n2 / 10MHz / CP OFDM / Middle Channel / Full RB

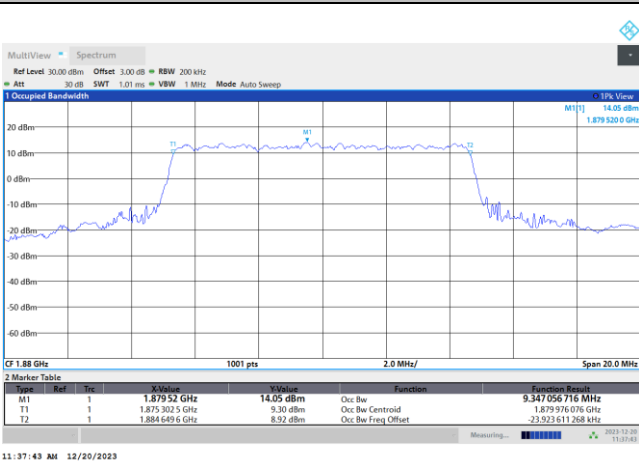
QPSK



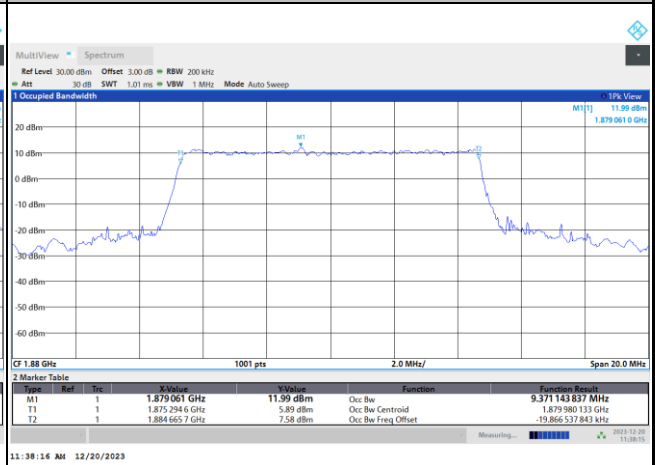
16QAM



64QAM



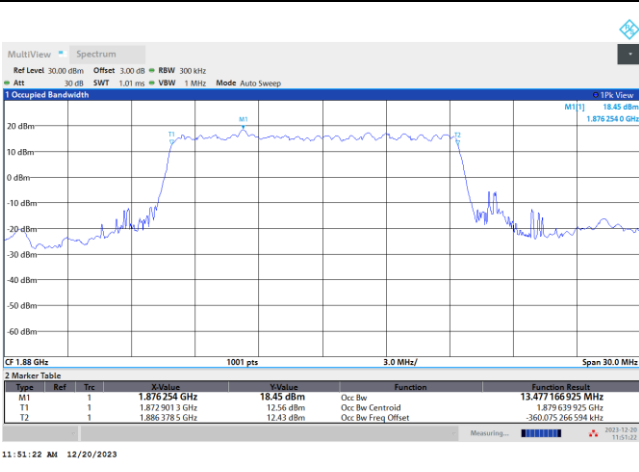
256QAM





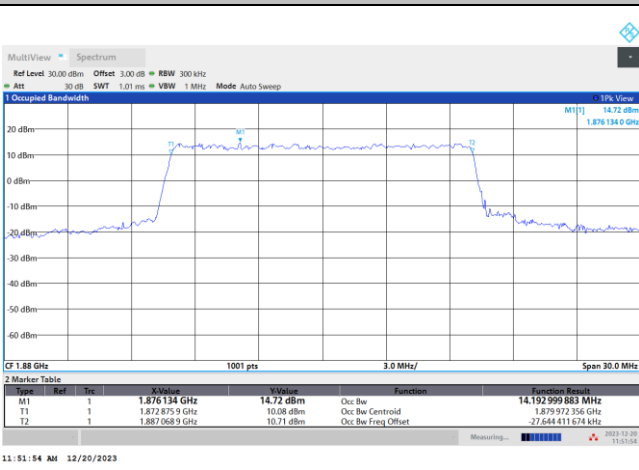
FR1 n2 / 15MHz / DFT-S OFDM / Middle Channel / Full RB

PI/2 BPSK

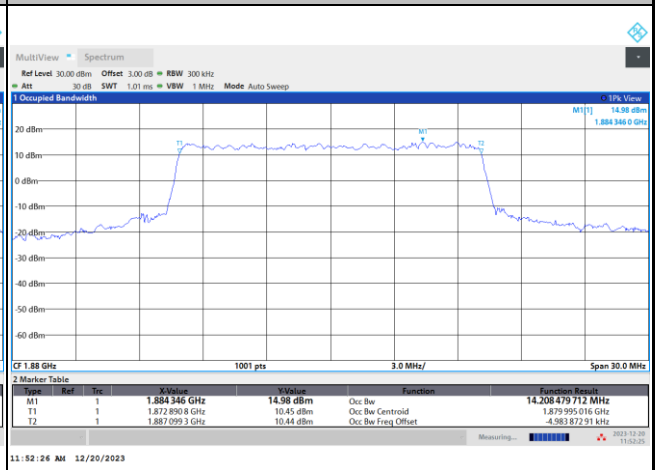


FR1 n2 / 15MHz / CP OFDM / Middle Channel / Full RB

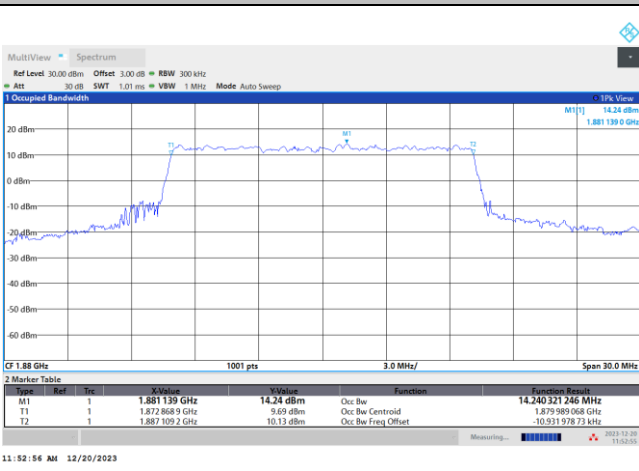
QPSK



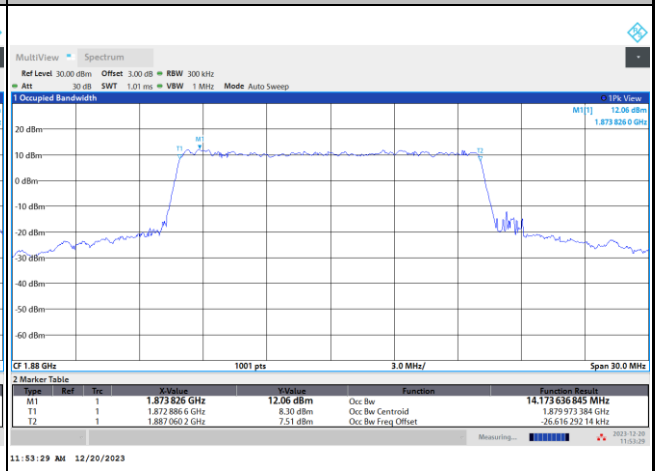
16QAM



64QAM



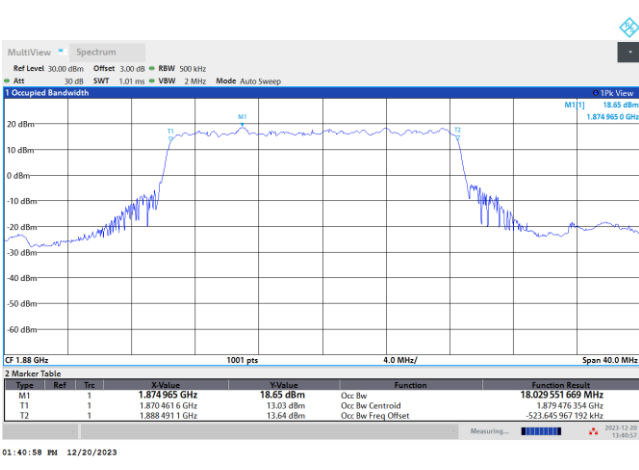
256QAM





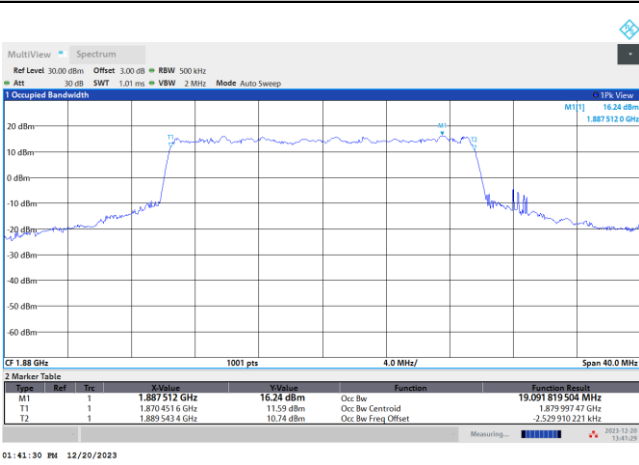
FR1 n2 / 20MHz / DFT-S OFDM / Middle Channel / Full RB

PI/2 BPSK

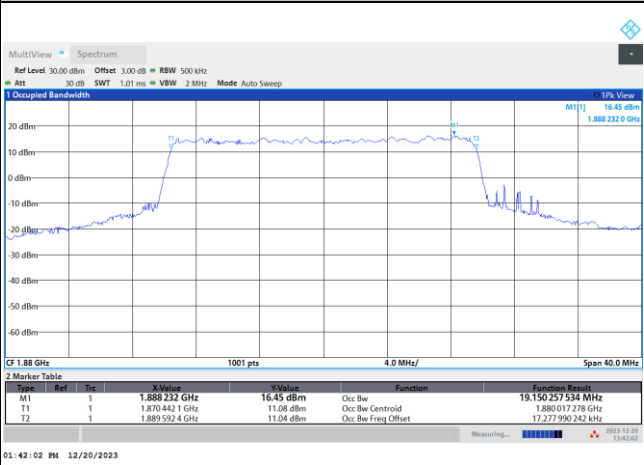


FR1 n2 / 20MHz / CP OFDM / Middle Channel / Full RB

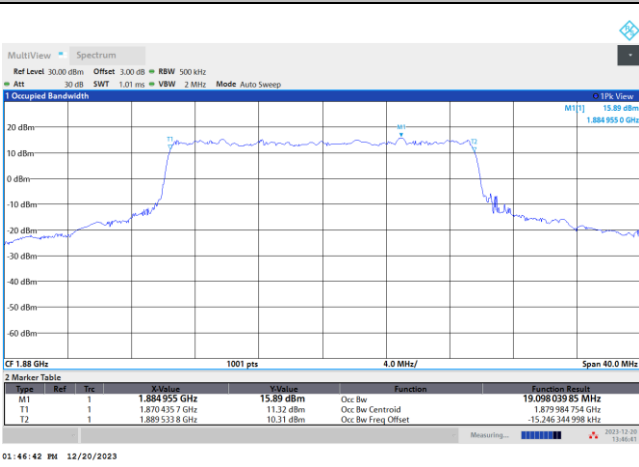
QPSK



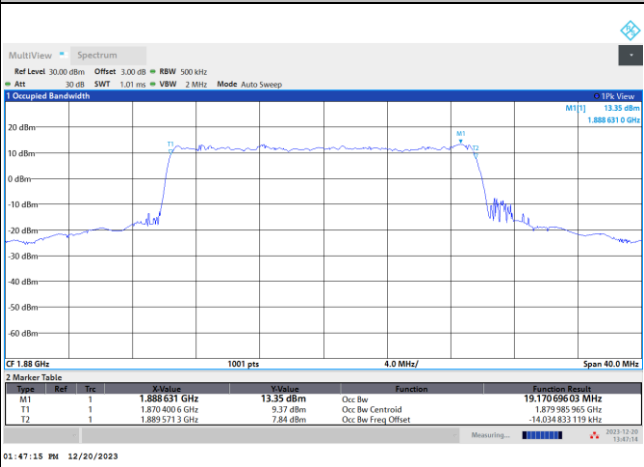
16QAM



64QAM



256QAM



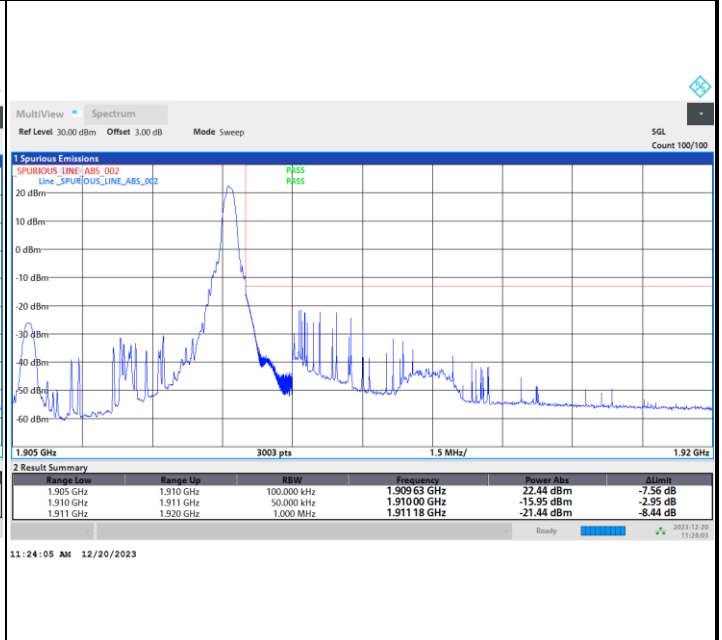
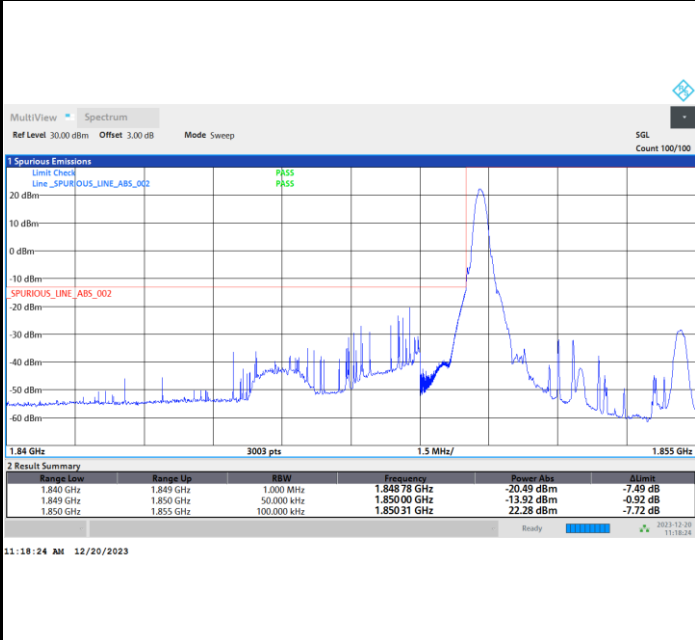


Conducted Band Edge

FR1 n2 / 5MHz / DFT-S OFDM / PI/2 BPSK

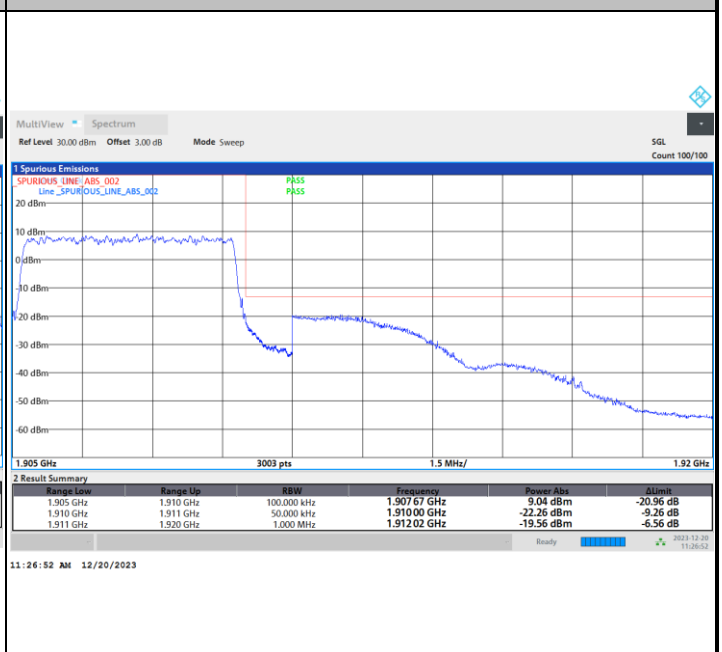
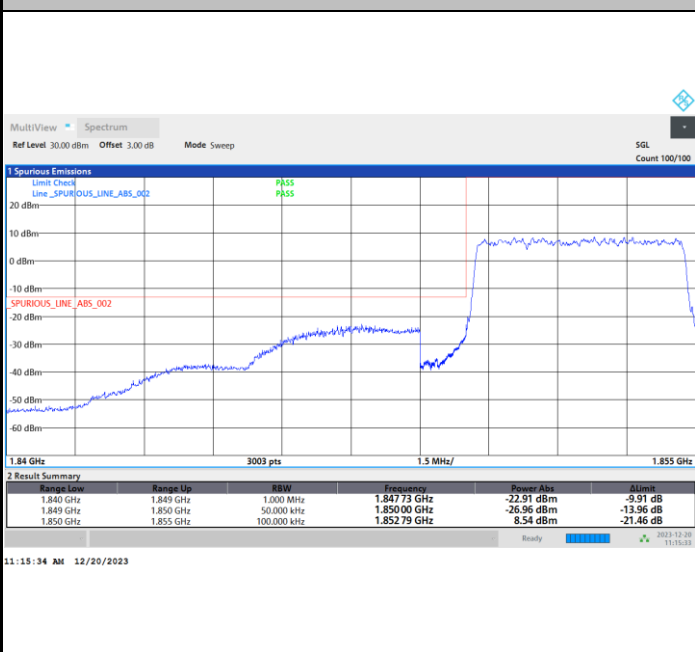
Lowest Band Edge / 1RB0

Highest Band Edge / 1RBmax



Lowest Band Edge / Full RB

Highest Band Edge / Full RB

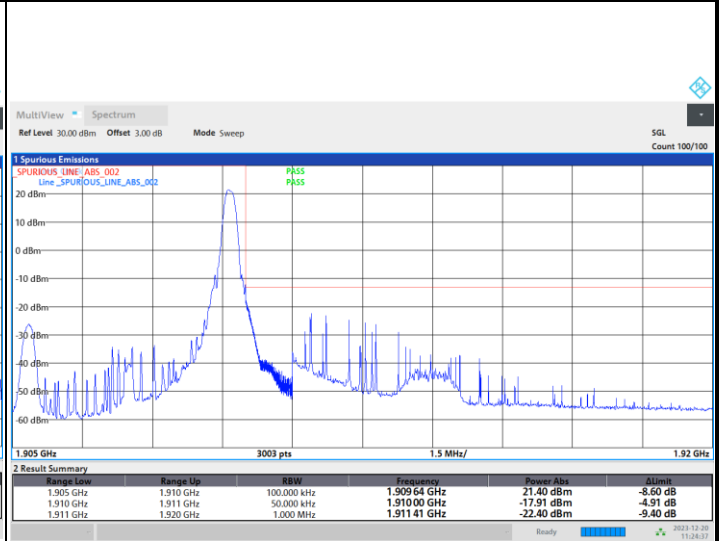
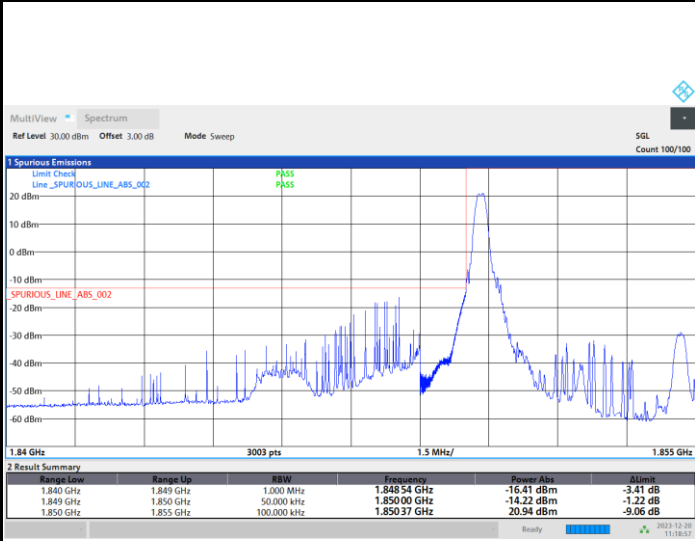




FR1 n2 / 5MHz / DFT-S OFDM / QPSK

Lowest Band Edge / 1RB0

Highest Band Edge / 1RBmax

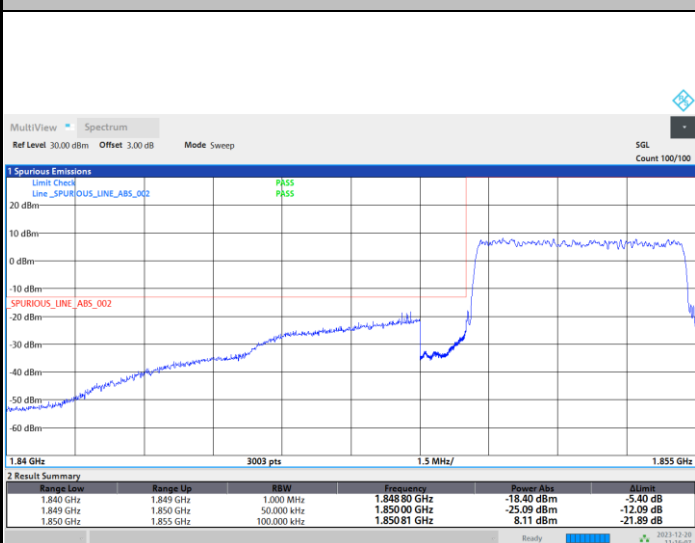


11:18:58 AM 12/20/2023

11:24:37 AM 12/20/2023

Lowest Band Edge / Full RB

Highest Band Edge / Full RB



11:16:07 AM 12/20/2023

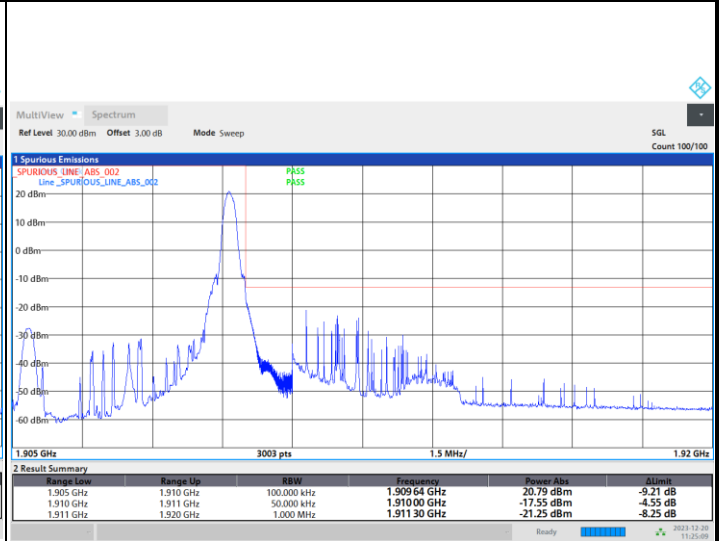
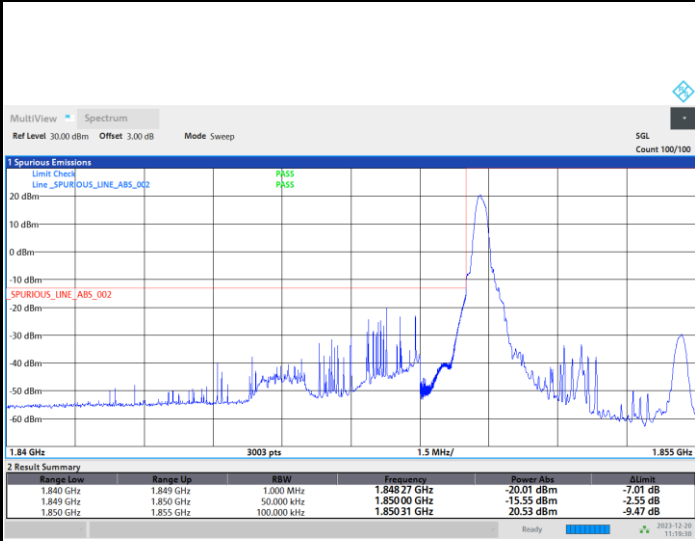
11:27:25 AM 12/20/2023



FR1 n2 / 5MHz / DFT-S OFDM / 16QAM

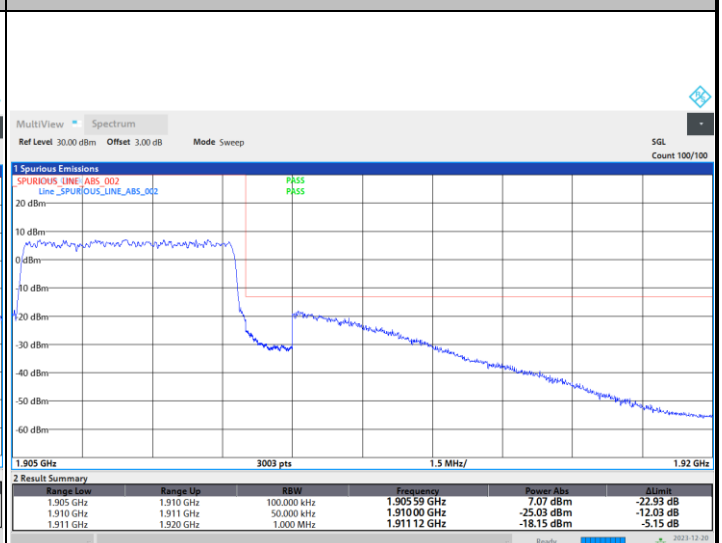
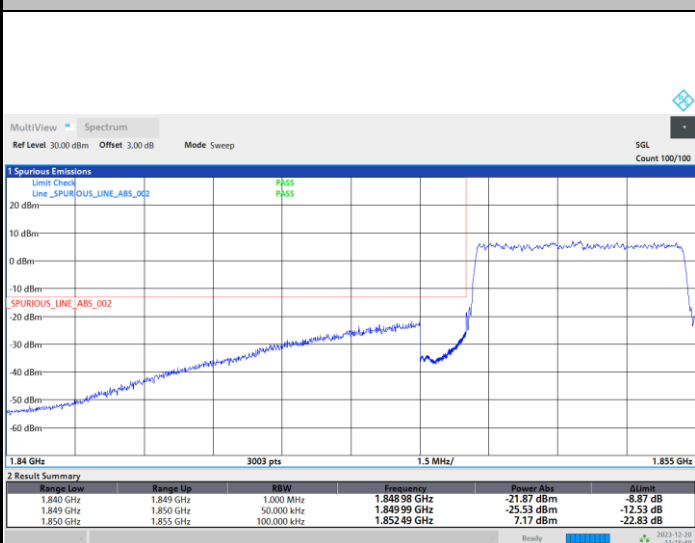
Lowest Band Edge / 1RB0

Highest Band Edge / 1RBmax



Lowest Band Edge / Full RB

Highest Band Edge / Full RB

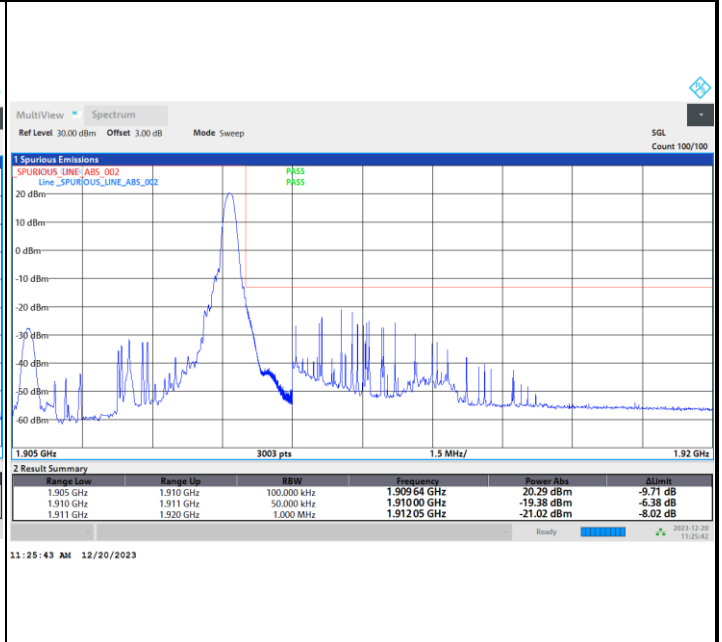
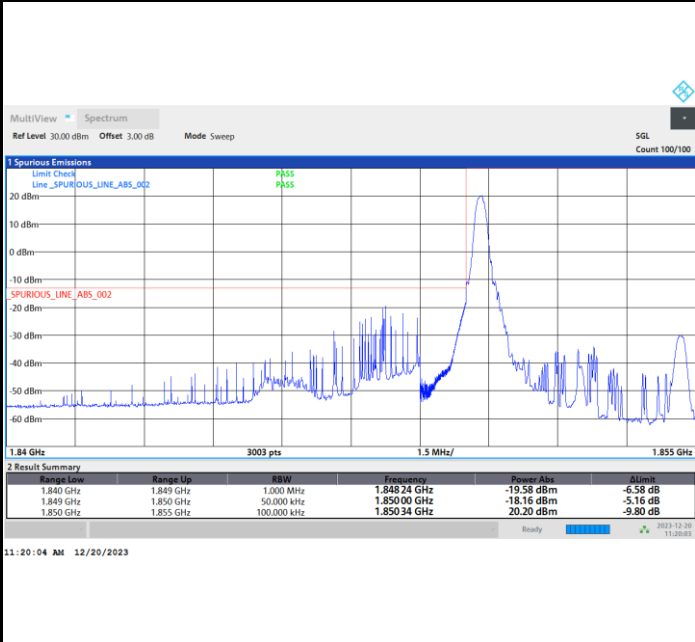




FR1 n2 / 5MHz / DFT-S OFDM / 64QAM

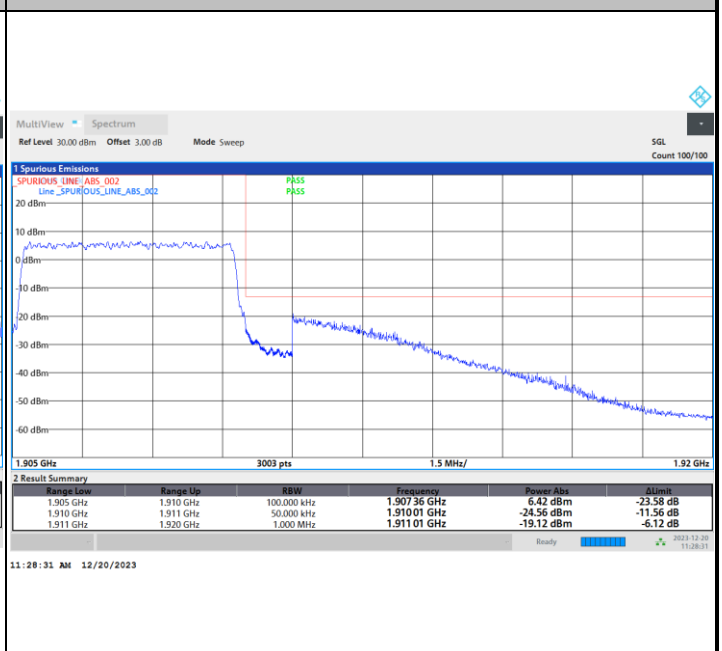
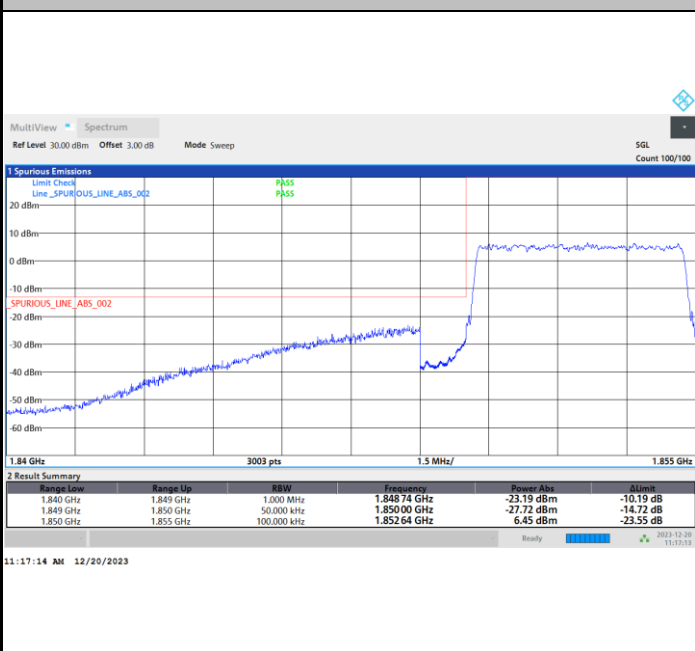
Lowest Band Edge / 1RB0

Highest Band Edge / 1RBmax



Lowest Band Edge / Full RB

Highest Band Edge / Full RB

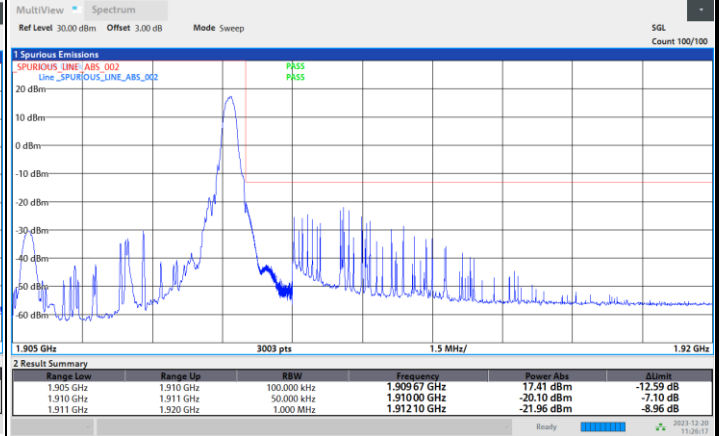
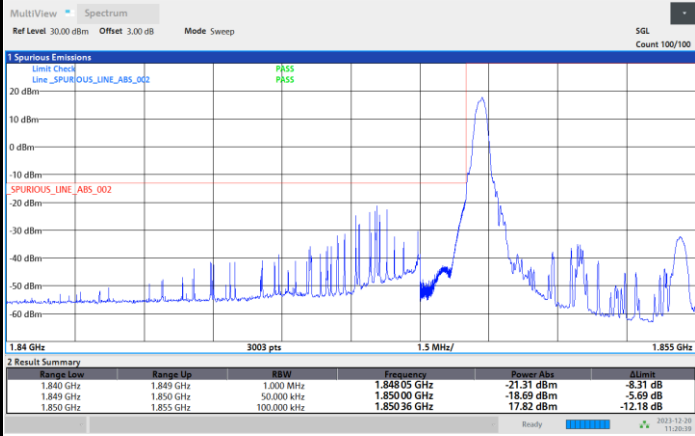




FR1 n2 / 5MHz / DFT-S OFDM / 256QAM

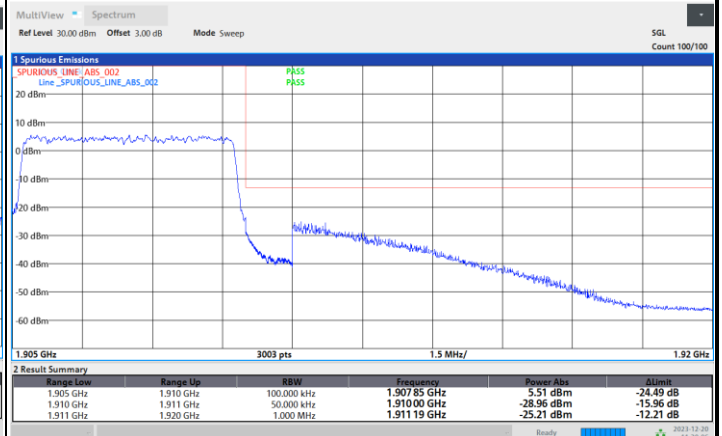
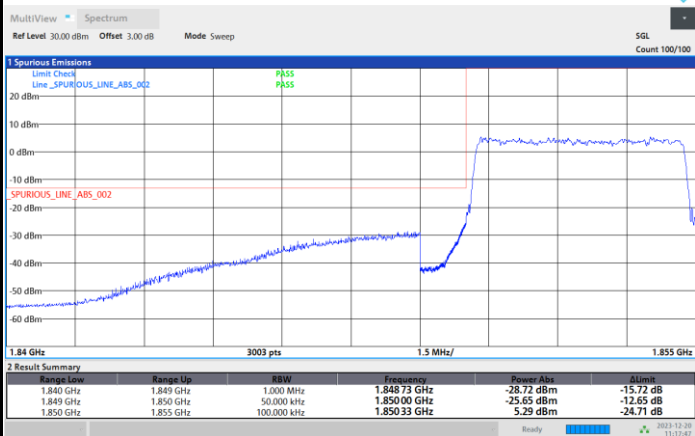
Lowest Band Edge / 1RB0

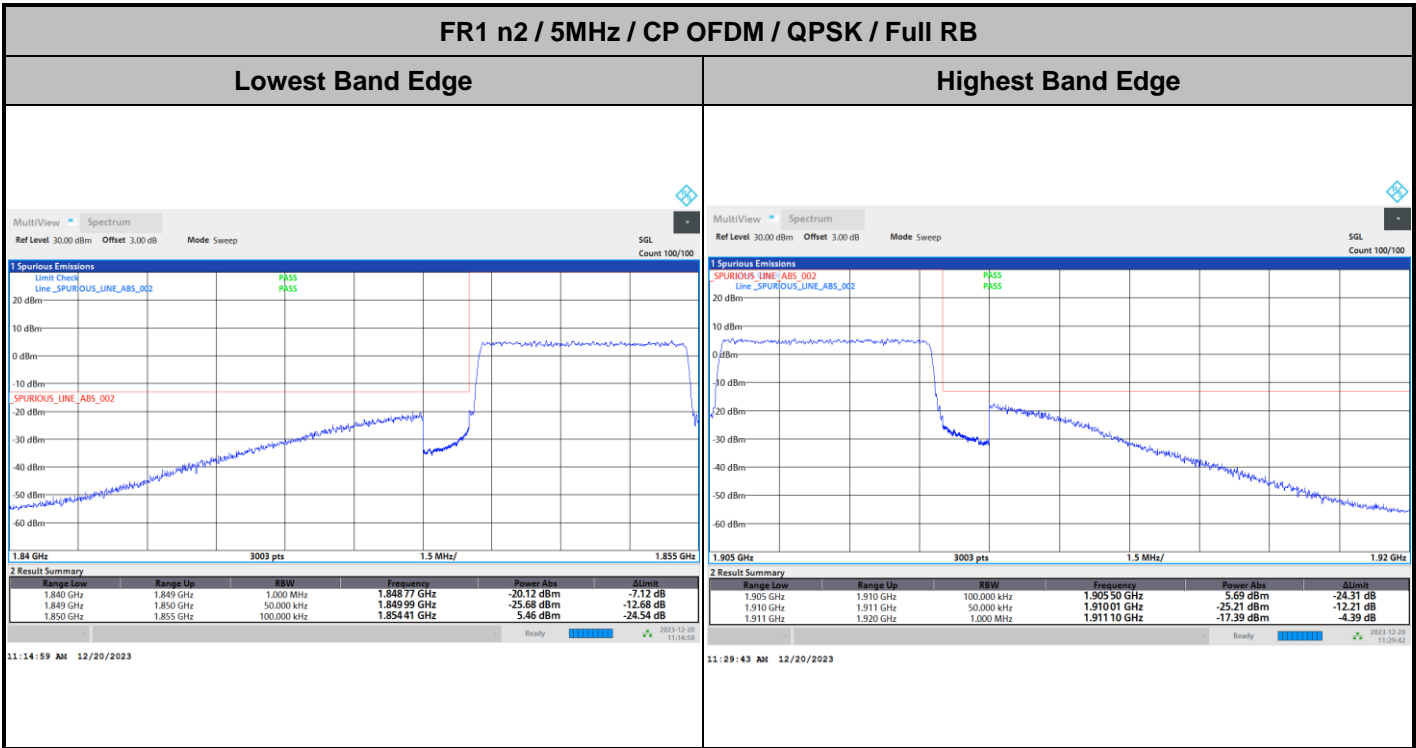
Highest Band Edge / 1RBmax



Lowest Band Edge / Full RB

Highest Band Edge / Full RB



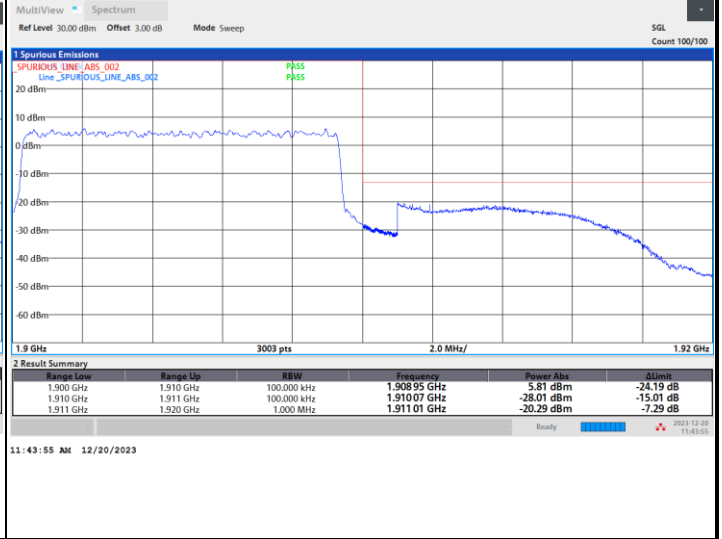
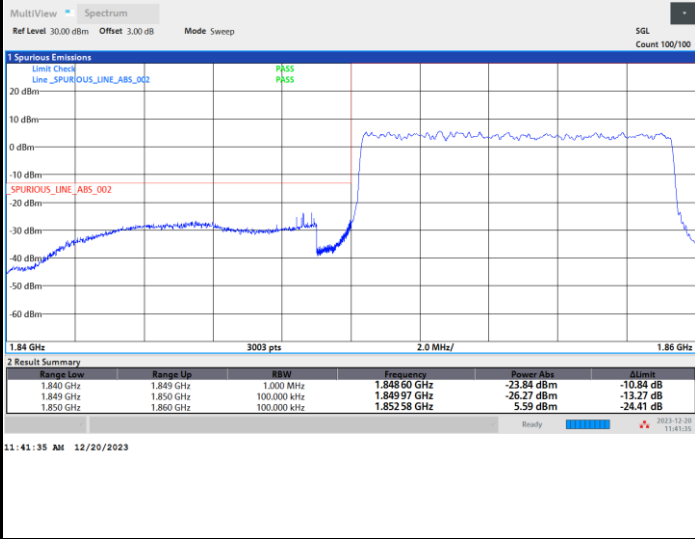




FR1 n2 / 10MHz / DFT-s-OFDM / PI/2 BPSK / Full RB

Lowest Band Edge

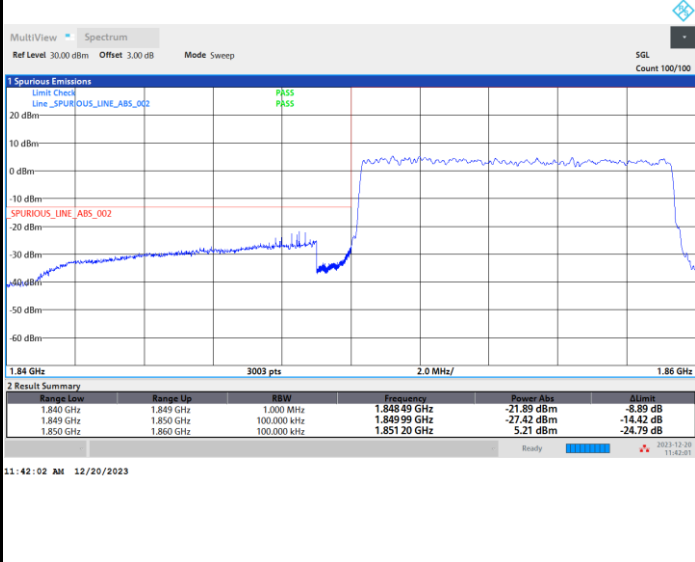
Highest Band Edge



FR1 n2 / 10MHz / DFT-s-OFDM / QPSK / Full RB

Lowest Band Edge

Highest Band Edge

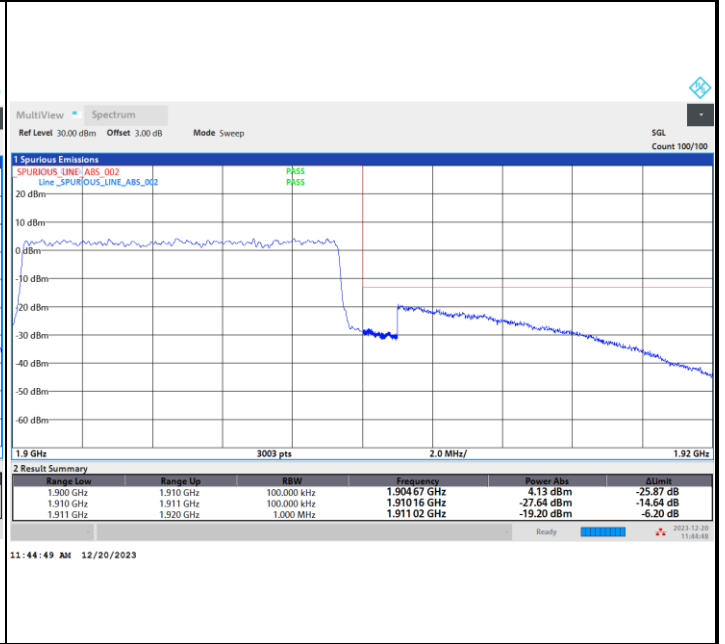
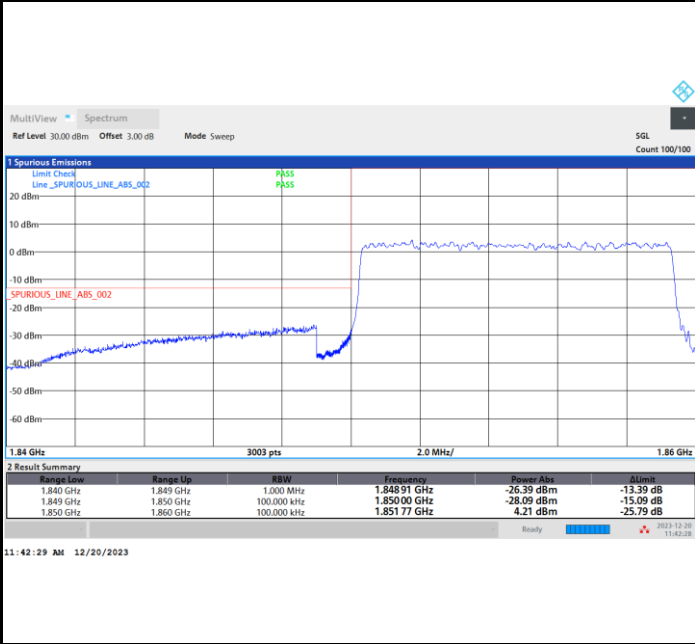




FR1 n2 / 10MHz / DFT-s-OFDM / 16QAM / Full RB

Lowest Band Edge

Highest Band Edge



FR1 n2 / 10MHz / DFT-s-OFDM / 64QAM / Full RB

Lowest Band Edge

Highest Band Edge

