



FCC RADIO TEST REPORT

FCC ID : UZ7MC945A
Equipment : Mobile Computer
Brand Name : ZEBRA
Model Name : MC945A
Applicant : Zebra Technologies Corporation
1 Zebra Plaza, Holtsville, NY 11742
Manufacturer : Zebra Technologies Corporation
1 Zebra Plaza, Holtsville, NY 11742
Standard : FCC 47 CFR Part 2, 22(H), 24(E), 27,
Part 90(R), Part 90(S)

The product was received on Nov. 16, 2023 and testing was performed from Dec. 15, 2023 to Jan. 30, 2024. We, Sporton International Inc. EMC & Wireless Communications Laboratory, would like to declare that the tested sample has been evaluated in accordance with the test procedures given in ANSI / TIA-603-E and has been in compliance with the applicable technical standards.

The test results in this report apply exclusively to the tested model / sample. Without written approval from Sporton International Inc. EMC & Wireless Communications Laboratory, the test report shall not be reproduced except in full.

Louis Wu

Approved by: Louis Wu

Sporton International Inc. EMC & Wireless Communications Laboratory

No. 52, Huaya 1st Rd., Guishan Dist., Taoyuan City 333, Taiwan (R.O.C.)



Table of Contents

History of this test report..... 3

Summary of Test Result..... 4

1 General Description 6

 1.1 Product Feature of Equipment Under Test..... 6

 1.2 Product Specification of Equipment Under Test..... 7

 1.3 Modification of EUT 9

 1.4 Testing Location 10

 1.5 Applicable Standards..... 10

2 Test Configuration of Equipment Under Test 11

 2.1 Test Mode..... 11

 2.2 Connection Diagram of Test System..... 12

 2.3 Support Unit used in test configuration and system 13

 2.4 Measurement Results Explanation Example..... 13

 2.5 Frequency List of Low/Middle/High Channels 14

3 Conducted Test Items..... 29

 3.1 Measuring Instruments 29

 3.2 Conducted Output Power and ERP/EIRP 30

 3.3 Peak-to-Average Ratio 31

 3.4 Occupied Bandwidth..... 32

 3.5 Conducted Band Edge 33

 3.6 Emission Mask..... 36

 3.7 Conducted Spurious Emission 38

 3.8 Frequency Stability 39

4 Radiated Test Items 40

 4.1 Measuring Instruments 40

 4.2 Radiated Spurious Emission Measurement 42

5 List of Measuring Equipment..... 44

6 Measurement Uncertainty 46

Appendix A. Test Results of Conducted Test

Appendix B. Test Results of Radiated Test

Appendix C. Test Setup Photographs



History of this test report

Report No.	Version	Description	Issue Date
FG3N2802B	01	Initial issue of report	Feb. 02, 2024



Summary of Test Result

Report Clause	Ref Std. Clause	Test Items	Result (PASS/FAIL)	Remark
3.2	§2.1046	Conducted Output Power	Reporting only	-
	§22.913 (a)(5) §90.635	Effective Radiated Power (Band 5) (Band 26)	Pass	
	§27.50 (b)(10) §27.50 (c)(10)	Effective Radiated Power (Band 12) (Band 13) (Band 17) (Band 71)		
	§24.232 (c) §27.50 (h)(2)	Equivalent Isotropic Radiated Power (Band 2) (Band 25) (Band 7) (Band 38) (Band 41)		
	§27.50 (d)(4)	Equivalent Isotropic Radiated Power (Band 4) (Band 66)		
	§27.50 (a)(3)	Effective Isotropic Radiated Power (Band 30)		
	§90.542 (a)(7)	Effective Radiated Power (Band 14)		
3.3	§24.232 (d) §27.50 (d)(5)	Peak-to-Average Ratio	Pass	-
3.4	§2.1049	Occupied Bandwidth	Reporting only	-
3.5	§2.1051 §22.917 (a) §24.238 (a) §27.53 (c)(2)(4) §27.53 (g) §27.53 (h)	Conducted Band Edge Measurement (Band 2) (Band 4) (Band 5) (Band 12) (Band 13) (Band 17) (Band 25) (Band 26) (Band 66) (Band 71)	Pass	-
	§2.1051 §27.53 (m)(4)	Conducted Band Edge Measurement (Band 7) (Band 38) (Band 41)		
	§2.1051 §27.53 (a)(4)	Conducted Band Edge Measurement (Band 30)		
	§2.1051 §90.543 (e)(2)	Conducted Band Edge Measuremen (Band 14)		
3.6	§2.1051 §90.210 (n)	Emission Mask (Band 14)	Pass	-
	§2.1051 §90.691	Emission masks (Band 26)		



Report Clause	Ref Std. Clause	Test Items	Result (PASS/FAIL)	Remark
3.7	§2.1051 §22.917 (a) §24.238 (a) §27.53 (c)(2) §27.53 (g) §27.53 (h) §90.691	Conducted Spurious Emission (Band 2) (Band 4) (Band 5) (Band 12) (Band 13) (Band 17) (Band 25) (Band 26) (Band 66) (Band 71)	Pass	-
	§2.1051 §27.53 (m)(4)	Conducted Spurious Emission (Band 7) (Band 38) (Band 41)		
	§2.1051 §27.53 (a)(4)	Conducted Spurious Emission (Band 30)		
	§2.1051 §90.543 (e)(3)	Conducted Spurious Emission (Band 14)		
3.8	§2.1055 §22.355 §24.235 §27.54 §90.539 (e) §90.691	Frequency Stability Temperature & Voltage	Pass	-
4.2	§2.1053 §22.917 (a) §24.238 (a) §27.53 (c)(2) §27.53 (f) §27.53 (g) §27.53 (h) §90.691	Radiated Spurious Emission (Band 2) (Band 4) (Band 5) (Band 12) (Band 13) (Band 17) (Band 25) (Band 26) (Band 66) (Band 71)	Pass	6.67 dB under the limit at 2037.00 MHz
	§2.1053 §27.53 (m)(4)	Radiated Spurious Emission (Band 7) (Band 38) (Band 41)		
	§2.1053 §27.53 (a)(4)	Radiated Spurious Emission (Band 30)		
	§2.1053 §90.543 (e)(3) §90.543 (f)	Radiated Spurious Emission (Band 14)		

Conformity Assessment Condition:

- The test results (PASS/FAIL) with all measurement uncertainty excluded are presented against the regulation limits or in accordance with the requirements stipulated by the applicant/manufacturer who shall bear all the risks of non-compliance that may potentially occur if measurement uncertainty is taken into account.
- The measurement uncertainty please refer to each test result in the section "Measurement Uncertainty".

Disclaimer:

The product specifications of the EUT presented in the test report that may affect the test assessments are declared by the manufacturer who shall take full responsibility for the authenticity.

Reviewed by: Keven Cheng

Report Producer: Rachel Hsieh



1 General Description

1.1 Product Feature of Equipment Under Test

Product Feature	
Equipment	Mobile Computer
Brand Name	ZEBRA
Model Name	MC945A
FCC ID	UZ7MC945A
Sample 1	SE4770 + with Camera
Sample 2	SE5800 + with Camera
Sample 3	SE4770 + without Camera
Sample 4	SE5800 + without Camera
EUT supports Radios application	WCDMA/HSPA/LTE/5G NR/NFC/GNSS WLAN 11a/b/g/n HT20/HT40 WLAN 11ac VHT20/VHT40/VHT80/VHT160 WLAN 11ax HE20/HE40/HE80/HE160 Bluetooth BR/EDR/LE
HW Version	DV2
SW Version	13-10-31.00-TN-U00-PRD-NEM-04
MFD	10NOV23
EUT Stage	Identical Prototype

Remark: The EUT's information above is declared by manufacturer.

Specification of Accessories				
Adapter USB Wall Charger	Brand Name	Zebra	Part Number	PWR-WUA5V12W0US
Battery 1 Standard Battery (7000mAh)	Brand Name	Zebra	Model Number	BT-000370
Battery 2 Standard Battery (7000mAh)	Brand Name	Zebra	Model Number	BT-000370B
Earphone USB-C Audio Headset	Brand Name	Zebra	Part Number	HDST-USBC-PTT1-01
USB Cable (Type C to Type A)	Brand Name	Zebra	Part Number	CBL-TC2X-USBC-01
Holster	Brand Name	Zebra	Part Number	SG-MC9X-SHLSTG-01
USB Cable (CUP)	Brand Name	Zebra	Part Number	CBL-MC93-USBCHG-01



1.2 Product Specification of Equipment Under Test

Product Specification is subject to this standard	
Tx Frequency	LTE Band 2: 1850.7 MHz ~ 1909.3 MHz LTE Band 4: 1710.7 MHz ~ 1754.3 MHz LTE Band 5: 824.7 MHz ~ 848.3 MHz LTE Band 7: 2502.5 MHz ~ 2567.5 MHz LTE Band 12: 699.7 MHz ~ 715.3 MHz LTE Band 13: 779.5 MHz ~ 784.5 MHz LTE Band 14: 790.5 MHz ~ 795.5 MHz LTE Band 17: 706.5 MHz ~ 713.5 MHz LTE Band 25: 1850.7 MHz ~ 1914.3 MHz LTE Band 26: 824.7 MHz ~ 848.3 MHz (Part22H) LTE Band 26: 814.7 MHz ~ 823.3 MHz (Part90S) LTE Band 30: 2307.5 MHz ~ 2312.5 MHz LTE Band 38: 2572.5 MHz ~ 2617.5 MHz LTE Band 41: 2498.5 MHz ~ 2687.5 MHz LTE Band 66: 1710.7 MHz ~ 1754.3 MHz LTE Band 71: 665.5 MHz ~ 695.5 MHz
Rx Frequency	LTE Band 2: 1930.7 MHz ~ 1989.3 MHz LTE Band 4: 2110.7 MHz ~ 2154.3 MHz LTE Band 5: 869.7 MHz ~ 893.3 MHz LTE Band 7: 2622.5 MHz ~ 2687.5 MHz LTE Band 12: 729.7 MHz ~ 745.3 MHz LTE Band 13: 748.5 MHz ~ 753.5 MHz LTE Band 14: 760.5 MHz ~ 765.5 MHz LTE Band 17: 736.5 MHz ~ 743.5 MHz LTE Band 25: 1930.7MHz ~ 1994.3 MHz LTE Band 26: 869.7MHz ~ 893.3MHz (Part22H) LTE Band 26: 859.7 MHz ~ 868.3 MHz (Part90S) LTE Band 30: 2352.5 MHz ~ 2357.5 MHz LTE Band 38: 2572.5MHz ~ 2617.5MHz LTE Band 41: 2498.5 MHz ~ 2687.5 MHz LTE Band 66: 2110.7 MHz ~ 2154.3 MHz LTE Band 71: 619.5 MHz ~ 649.5 MHz
Bandwidth	LTE Band 2: 1.4MHz / 3MHz / 5MHz / 10MHz / 15MHz / 20MHz LTE Band 4: 1.4MHz / 3MHz / 5MHz / 10MHz / 15MHz / 20MHz LTE Band 5: 1.4MHz / 3MHz / 5MHz / 10MHz LTE Band 7: 5MHz / 10MHz / 15MHz / 20MHz LTE Band 12: 1.4MHz / 3MHz / 5MHz / 10MHz LTE Band 13: 5MHz / 10MHz LTE Band 13: 5MHz / 10MHz LTE Band 17: 5MHz / 10MHz LTE Band 25: 1.4MHz / 3MHz / 5MHz / 10MHz / 15MHz / 20MHz LTE Band 26: 1.4MHz / 3MHz / 5MHz / 10MHz / 15MHz LTE Band 30: 5MHz / 10MHz LTE Band 38: 5MHz / 10MHz / 15MHz / 20MHz LTE Band 41: 5MHz / 10MHz / 15MHz / 20MHz LTE Band 66: 1.4MHz / 3MHz / 5MHz / 10MHz / 15MHz / 20MHz LTE Band 71: 5MHz / 10MHz / 15MHz / 20MHz



Product Specification is subject to this standard	
Maximum Output Power to Antenna	LTE Band 2: 23.86 dBm LTE Band 2C: 24.99 dBm LTE Band 4: 23.83 dBm LTE Band 5: 24.20 dBm LTE Band 5B: 24.98 dBm LTE Band 7: 23.47 dBm LTE Band 7C: 24.61 dBm LTE Band 12: 23.99 dBm LTE Band 13: 24.23 dBm LTE Band 14: 23.55 dBm LTE Band 17: 23.83 dBm LTE Band 25: 23.90 dBm LTE Band 26: 24.01 dBm (Part22H) LTE Band 26: 23.95 dBm (Part90S) LTE Band 30: 22.25 dBm LTE Band 38: 24.87 dBm LTE Band 38C: 24.46 dBm LTE Band 41: 26.76 dBm for HPUE LTE Band 41C: 24.01 dBm LTE Band 41C: 26.82 dBm for HPUE LTE Band 66: 23.91 dBm LTE Band 66B: 24.73 dBm LTE Band 66C: 24.87 dBm LTE Band 71: 23.90 dBm
Antenna Type / Antenna Gain	<Ant. 1> : PIFA Antenna LTE Band 2: -1.37 dBi LTE Band 4: -0.30 dBi LTE Band 5: -1.57 dBi LTE Band 12: -8.34 dBi LTE Band 13: -0.02 dBi LTE Band 14 : -0.02 dBi LTE Band 17: -8.34 dBi LTE Band 25: -1.37 dBi LTE Band 26: -0.99 dBi LTE Band 66: 0.24 dBi LTE Band 71: -8.32 dBi <Ant. 5> : Coupling Antenna LTE Band 7: -0.07 dBi LTE Band 30 : 0.56 dBi LTE Band 38: 0.65 dBi LTE Band 41: 1.22 dBi
Type of Modulation	QPSK / 16QAM / 64QAM / 256QAM



Support band and evaluated information	
Supported band	B2, B4, B5, B7, B12, B13, B14, B17, B25, B26, B30, B38, B41, B66, B71, B2C, B5B, B7C, B38C, B41C, B66B, B66C
Evaluated and Tested band	B5, B7, B12, B13, B14, B25, B26, B30, B38, B41, B66, B71, B2C, B5B, B7C, B38C, B41C, B66B, B66C
Band covered information	<p>Wider operating frequency band range covers narrower one when the power is worse as follows:</p> <ul style="list-style-type: none"> ■ B25 cover B2 (Part 24) ■ B66 cover B4 (Part 27) ■ B12 cover B17 (Part 27)

TDD band Power Class		
	PC3	PC2
B2/ B2C	V	
B4	V	
B5/ B5B	V	
B7 B7C	V	
B12	V	
B13	V	
B14	V	
B17	V	
B25	V	
B26	V	
B30	V	
B38 B38C	V	
B41/ B41C	V	V
B66/ B66B/ B66C	V	
B71	V	

Remark: The above EUT's information was declared by manufacturer. Please refer to Disclaimer in report summary.

1.3 Modification of EUT

No modifications made to the EUT during the testing.



1.4 Testing Location

Test Site	Sporton International Inc. EMC & Wireless Communications Laboratory
Test Site Location	No.52, Huaya 1st Rd., Guishan Dist., Taoyuan City 333, Taiwan (R.O.C.) TEL: +886-3-327-3456 FAX: +886-3-328-4978
Test Site No.	Sporton Site No. TH03-HY
Test Engineer	Cotty Hsu
Temperature (°C)	22.1~22.8
Relative Humidity (%)	53.2~55.3

Test Site	Sporton International Inc. Wensan Laboratory
Test Site Location	No.58, Aly. 75, Ln. 564, Wenhua 3rd, Rd., Guishan Dist., Taoyuan City 333010, Taiwan (R.O.C.) TEL: +886-3-327-0868 FAX: +886-3-327-0855
Test Site No.	Sporton Site No. 03CH12-HY (TAF Code: 3786)
Test Engineer	Bill Chang, Tim Lee and Wilson Wu
Temperature (°C)	20~25
Relative Humidity (%)	50~60
Remark	The Radiated Spurious Emission test item subcontracted to Sporton International Inc. Wensan Laboratory.

Note: The test site complies with ANSI C63.4 2014 requirement.

FCC Designation No.: TW1190 and TW3786

1.5 Applicable Standards

According to the specifications of the manufacturer, the EUT must comply with the requirements of the following standards:

- ♦ ANSI C63.26-2015
- ♦ ANSI / TIA-603-E
- ♦ FCC 47 CFR Part 2, 22(H), 24(E), 27, Part 90(R), Part 90(S)
- ♦ FCC KDB 971168 D01 Power Meas. License Digital Systems v03r01
- ♦ FCC KDB 412172 D01 Determining ERP and EIRP v01r01
- ♦ FCC KDB 414788 D01 Radiated Test Site v01r01.

Remark:

1. All the test items were validated and recorded in accordance with the standards without any modification during the testing.
2. This EUT has also been tested and complied with the requirements of FCC Part 15, Subpart B, recorded in a separate test report.
3. The TAF code is not including all the FCC KDB listed without accreditation.



2 Test Configuration of Equipment Under Test

2.1 Test Mode

Antenna port conducted and radiated test items listed below are performed according to KDB 971168 D01 Power Meas. License Digital Systems v03r01 with maximum output power.

For radiated measurement, the measured emission level of the EUT was maximized by rotating the EUT on a turntable, adjusting the orientation of the EUT and EUT antenna in three orthogonal axis (X: flat, Y: portrait, Z: landscape), and adjusting the measurement antenna orientation, following C63.26 exploratory test procedures and only the worst case emissions were reported in this report.

Modulation Type	Modulation
A	QPSK
B	16QAM
C	64QAM
D	256QAM

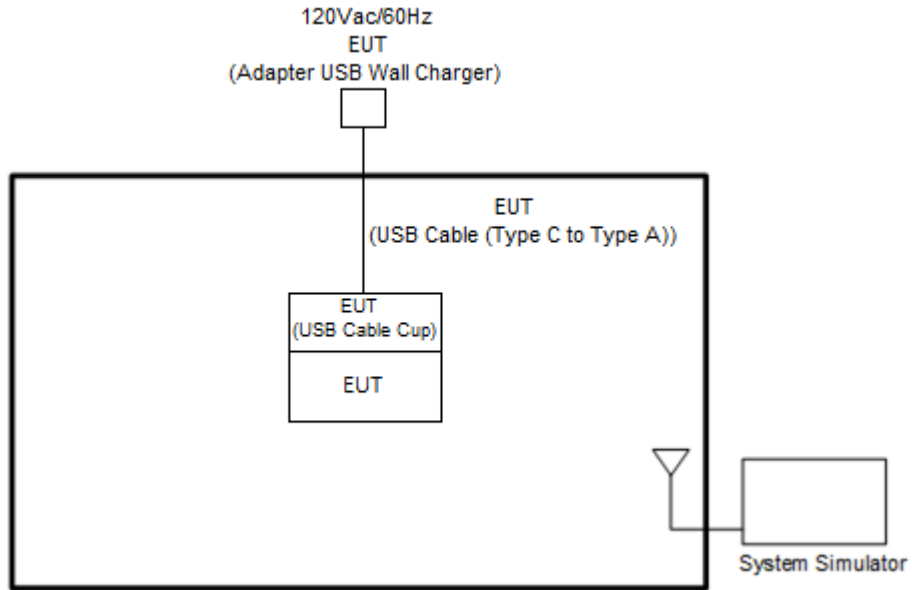
Test Item	Modulation Type	Bandwidth	RB Size	Channel
Conducted Power	A, B, C, D	All	1, Half, Full	L, M, H
EIRP	A, B, C, D	All	1, Half, Full	L, M, H
PAR	A, B, C, D	Max	Full	M
Bandwidth	A, B, C, D	All	Full	M
CBE, Mask (Part 90)	A, B, C, D	All	1RB Full	L, H
CSE	A	All	1RB	L, M, H
Frequency Stability	A	10 MHz or less	Full	M
RSE	A	Max	1RB	L, M, H

Remark:

1. Evaluated all the transmitter signal and reporting worst-case configuration among all modulation types.
2. The device is investigated from 30MHz to 10 times of fundamental signal for radiated spurious emission test under different RB size/offset and modulations in exploratory test. Subsequently, only the worst-case emissions are reported.
3. One representative bandwidth is selected to perform frequency stability.
4. All the radiated test cases were performed with Battery 1 Standard Battery (7000mAh) and Sample 1.

2.2 Connection Diagram of Test System

<EUT with Adapter>



<EUT without Adapter>





2.3 Support Unit used in test configuration and system

Item	Equipment	Brand Name	Model No.	FCC ID	Data Cable	Power Cord
1.	System Simulator	Anritsu	MT8821C	N/A	N/A	Unshielded, 1.8 m

2.4 Measurement Results Explanation Example

For all conducted test items:

The offset level is set in the spectrum analyzer to compensate the RF cable loss and attenuator factor between EUT conducted output port and spectrum analyzer. With the offset compensation, the spectrum analyzer reading level is exactly the EUT RF output level.

The spectrum analyzer offset is derived from RF cable loss and attenuator factor.

$$\text{Offset} = \text{RF cable loss} + \text{attenuator factor}.$$

Following shows an offset computation example with cable loss 4.2 dB and 10dB attenuator.

Example :

$$\begin{aligned} \text{Offset(dB)} &= \text{RF cable loss(dB)} + \text{attenuator factor(dB)}. \\ &= 4.2 + 10 = 14.2 \text{ (dB)} \end{aligned}$$



2.5 Frequency List of Low/Middle/High Channels

LTE Band 2 Channel and Frequency List				
BW [MHz]	Channel/Frequency(MHz)	Lowest	Middle	Highest
20	Channel	18700	18900	19100
	Frequency	1860	1880	1900
15	Channel	18675	18900	19125
	Frequency	1857.5	1880	1902.5
10	Channel	18650	18900	19150
	Frequency	1855	1880	1905
5	Channel	18625	18900	19175
	Frequency	1852.5	1880	1907.5
3	Channel	18615	18900	19185
	Frequency	1851.5	1880	1908.5
1.4	Channel	18607	18900	19193
	Frequency	1850.7	1880	1909.3

LTE Band 4 Channel and Frequency List				
BW [MHz]	Channel/Frequency(MHz)	Lowest	Middle	Highest
20	Channel	20050	20175	20300
	Frequency	1720	1732.5	1745
15	Channel	20025	20175	20325
	Frequency	1717.5	1732.5	1747.5
10	Channel	20000	20175	20350
	Frequency	1715	1732.5	1750
5	Channel	19975	20175	20375
	Frequency	1712.5	1732.5	1752.5
3	Channel	19965	20175	20385
	Frequency	1711.5	1732.5	1753.5
1.4	Channel	19957	20175	20393
	Frequency	1710.7	1732.5	1754.3



LTE Band 5 Channel and Frequency List				
BW [MHz]	Channel/Frequency(MHz)	Lowest	Middle	Highest
10	Channel	20450	20525	20600
	Frequency	829	836.5	844
5	Channel	20425	20525	20625
	Frequency	826.5	836.5	846.5
3	Channel	20415	20525	20635
	Frequency	825.5	836.5	847.5
1.4	Channel	20407	20525	20643
	Frequency	824.7	836.5	848.3

LTE Band 7 Channel and Frequency List				
BW [MHz]	Channel/Frequency(MHz)	Lowest	Middle	Highest
20	Channel	20850	21100	21350
	Frequency	2510	2535	2560
15	Channel	20825	21100	21375
	Frequency	2507.5	2535	2562.5
10	Channel	20800	21100	21400
	Frequency	2505	2535	2565
5	Channel	20775	21100	21425
	Frequency	2502.5	2535	2567.5

LTE Band 12 Channel and Frequency List				
BW [MHz]	Channel/Frequency(MHz)	Lowest	Middle	Highest
10	Channel	23060	23095	23130
	Frequency	704	707.5	711
5	Channel	23035	23095	23155
	Frequency	701.5	707.5	713.5
3	Channel	23025	23095	23165
	Frequency	700.5	707.5	714.5
1.4	Channel	23017	23095	23173
	Frequency	699.7	707.5	715.3



LTE Band 13 Channel and Frequency List				
BW [MHz]	Channel/Frequency(MHz)	Lowest	Middle	Highest
10	Channel	-	23230	-
	Frequency	-	782	-
5	Channel	23205	23230	23255
	Frequency	779.5	782	784.5

LTE Band 14 Channel and Frequency List				
BW [MHz]	Channel/Frequency(MHz)	Lowest	Middle	Highest
10	Channel	-	23330	-
	Frequency	-	793	-
5	Channel	23305	23330	23355
	Frequency	790.5	793	795.5

LTE Band 17 Channel and Frequency List				
BW [MHz]	Channel/Frequency(MHz)	Lowest	Middle	Highest
10	Channel	23780	23790	23800
	Frequency	709	710	711
5	Channel	23755	23790	23825
	Frequency	706.5	710	713.5

LTE Band 25 Channel and Frequency List				
BW [MHz]	Channel/Frequency(MHz)	Lowest	Middle	Highest
20	Channel	26140	26340	26590
	Frequency	1860	1880	1905
15	Channel	26115	26340	26615
	Frequency	1857.5	1880	1907.5
10	Channel	26090	26340	26640
	Frequency	1855	1880	1910
5	Channel	26065	26340	26665
	Frequency	1852.5	1880	1912.5
3	Channel	26055	26340	26675
	Frequency	1851.5	1880	1913.5
1.4	Channel	26047	26340	26683
	Frequency	1850.7	1880	1914.3



LTE Band 26 Channel and Frequency List (Part22H)				
BW [MHz]	Channel/Frequency(MHz)	Lowest	Middle	Highest
15	Channel	26865	26915	26965
	Frequency	831.5	836.5	841.5
10	Channel	26840	26915	26990
	Frequency	829.0	836.5	844.0
5	Channel	26815	26915	27015
	Frequency	826.5	836.5	846.5
3	Channel	26805	26915	27025
	Frequency	825.5	836.5	847.5
1.4	Channel	26797	26915	27033
	Frequency	824.7	836.5	848.3

LTE Band 26 Channel and Frequency List (Part90S)				
BW [MHz]	Channel/Frequency(MHz)	Lowest	Middle	Highest
10	Channel	-	26740	-
	Frequency	-	819	-
5	Channel	26715	26740	26765
	Frequency	816.5	819	821.5
3	Channel	26705	26740	26775
	Frequency	815.5	819	822.5
1.4	Channel	26697	26740	26783
	Frequency	814.7	819	823.3



LTE Band 26 Channel and Frequency List (Part90S)				
BW [MHz]	Channel/Frequency(MHz)	cross-rule channels	cross-rule channels	-
15	Channel	26765	26790	-
	Frequency	821.5	824	-
10	Channel	-	26790	-
	Frequency	-	824	-
5	Channel	-	26790	-
	Frequency	-	824	-
3	Channel	-	26790	-
	Frequency	-	824	-
1.4	Channel	-	26790	-
	Frequency	-	824	-

LTE Band 30 Channel and Frequency List				
BW [MHz]	Channel/Frequency(MHz)	Lowest	Middle	Highest
10	Channel	-	27710	-
	Frequency	-	2310	-
5	Channel	27685	27710	27735
	Frequency	2307.5	2310	2312.5



LTE Band 38 Channel and Frequency List				
BW [MHz]	Channel/Frequency(MHz)	Lowest	Middle	Highest
20	Channel	37850	38000	38150
	Frequency	2580.0	2595.0	2610.0
15	Channel	37825	38000	38175
	Frequency	2577.5	2595.0	2612.5
10	Channel	37800	38000	38200
	Frequency	2575.0	2595.0	2615.0
5	Channel	37775	38000	38225
	Frequency	2572.5	2595.0	2617.5

LTE Band 41 Channel and Frequency List				
BW [MHz]	Channel/Frequency(MHz)	Lowest	Middle	Highest
20	Channel	39750	40620	41490
	Frequency	2506.0	2593.0	2680.0
15	Channel	39725	40620	41515
	Frequency	2503.5	2593.0	2682.5
10	Channel	39700	40620	41540
	Frequency	2501.0	2593.0	2685.0
5	Channel	39675	40620	41565
	Frequency	2498.5	2593.0	2687.5



LTE Band 66 Channel and Frequency List				
BW [MHz]	Channel/Frequency(MHz)	Lowest	Middle	Highest
20	Channel	132072	132322	132572
	Frequency	1720	1745	1770
15	Channel	132047	132322	132597
	Frequency	1717.5	1745	1772.5
10	Channel	132022	132322	132622
	Frequency	1715	1745	1775
5	Channel	131997	132322	132647
	Frequency	1712.5	1745	1777.5
3	Channel	131987	132322	132657
	Frequency	1711.5	1745	1778.5
1.4	Channel	131979	132322	132665
	Frequency	1710.7	1745	1779.3

LTE Band 71 Channel and Frequency List				
BW [MHz]	Channel/Frequency(MHz)	Lowest	Middle	Highest
20	Channel	133222	133297	133372
	Frequency	673.0	680.5	688.0
15	Channel	133197	133297	133397
	Frequency	670.5	680.5	690.5
10	Channel	133172	133272	133422
	Frequency	668.0	678	693.0
5	Channel	133147	133297	133447
	Frequency	665.5	680.5	695.5



LTE Band 2C Channel and Frequency List_CA					
BW [MHz]	Channel/Frequency(MHz)		Lowest	Middle	Highest
10 + 15	PCC	Channel	18653	18829	19005
		Frequency	1855.3	1872.9	1890.5
	SCC	Channel	18773	18949	19125
		Frequency	1867.3	1884.9	1902.5
15 + 10	PCC	Channel	18675	18851	19027
		Frequency	1857.5	1875.1	1892.7
	SCC	Channel	18795	18971	19147
		Frequency	1869.5	1887.1	1904.7
10 + 20	PCC	Channel	18655	18806	18956
		Frequency	1855.5	1870.6	1885.6
	SCC	Channel	18799	18950	19100
		Frequency	1869.9	1885	1900
20 + 10	PCC	Channel	18700	18551	19001
		Frequency	1860	1875.1	1890.1
	SCC	Channel	18844	18995	19145
		Frequency	1874.4	1889.5	1904.5
15 + 15	PCC	Channel	18675	18825	18975
		Frequency	1857.5	1872.5	1887.5
	SCC	Channel	18825	18975	19125
		Frequency	1872.5	1887.5	1902.5
15 + 20	PCC	Channel	18678	18803	18929
		Frequency	1857.8	1870.3	1882.9
	SCC	Channel	18849	18974	19100
		Frequency	1874.9	1887.4	1900
20 + 20	PCC	Channel	18700	18801	18902
		Frequency	1860	1870.1	1880.2
	SCC	Channel	18898	18999	19100
		Frequency	1879.8	1889.9	1900
20 + 15	PCC	Channel	18700	18826	18951
		Frequency	1860	1872.6	1885.1
	SCC	Channel	18871	18997	19122
		Frequency	1877.1	1889.7	1902.2



LTE Band 2C Channel and Frequency List_CA					
20 + 5	PCC	Channel	18700	18875	19050
		Frequency	1860	1877.5	1895
	SCC	Channel	18817	18992	19167
		Frequency	1871.7	1889.2	1906.7
5 + 20	PCC	Channel	18633	18808	18983
		Frequency	1853.3	1870.8	1888.3
	SCC	Channel	18750	18925	19100
		Frequency	1865	1882.5	1900

LTE Band 5B Channel and Frequency List_CA					
BW [MHz]	Channel/Frequency(MHz)		Lowest	Middle	Highest
3 + 5	PCC	Channel	20416	20501	20586
		Frequency	825.6	834.1	842.6
	SCC	Channel	20455	20540	20575
		Frequency	829.5	838.0	841.5
5 + 3	PCC	Channel	20425	20510	20595
		Frequency	826.5	835.0	843.5
	SCC	Channel	20464	20549	20634
		Frequency	830.4	838.9	847.4
5 + 10	PCC	Channel	20428	20478	20528
		Frequency	826.8	831.8	836.8
	SCC	Channel	20500	20550	20600
		Frequency	834.0	839.0	844.0
10 + 5	PCC	Channel	20450	20500	20550
		Frequency	829.0	834.0	839.0
	SCC	Channel	20522	20572	20622
		Frequency	836.2	841.2	846.2
10 + 10	PCC	Channel	20450	20476	20501
		Frequency	829.0	831.6	834.1
	SCC	Channel	20549	20575	20600
		Frequency	838.9	841.5	844.0



LTE Band 7C Channel and Frequency List_CA					
BW [MHz]	Channel/Frequency(MHz)		Lowest	Middle	Highest
20 + 20	PCC	Channel	20850	21001	21152
		Frequency	2510.0	2525.1	2540.2
	SCC	Channel	21048	21199	21350
		Frequency	2529.8	2544.9	2560.0
20 + 15	PCC	Channel	20850	21026	21201
		Frequency	2510.0	2527.6	2545.1
	SCC	Channel	21021	21197	21372
		Frequency	2527.1	2544.7	2562.2
15 + 20	PCC	Channel	20828	21003	21179
		Frequency	2507.8	2525.3	2542.9
	SCC	Channel	20999	21174	21350
		Frequency	2524.9	2542.4	2560.0
20 + 10	PCC	Channel	20850	21051	21251
		Frequency	2510.0	2530.1	2550.1
	SCC	Channel	20994	21195	21395
		Frequency	2524.4	2544.5	2564.5
10 + 20	PCC	Channel	20805	21006	21206
		Frequency	2505.5	2525.6	2545.6
	SCC	Channel	20949	21150	21350
		Frequency	2519.9	2540.0	2560.0
15 + 15	PCC	Channel	20825	21025	21225
		Frequency	2507.5	2527.5	2547.5
	SCC	Channel	20975	21175	21375
		Frequency	2522.5	2542.5	2562.5
15 + 10	PCC	Channel	20825	21051	21277
		Frequency	2507.5	2530.1	2552.7
	SCC	Channel	20945	21171	21397
		Frequency	2519.5	2542.1	2564.7



LTE Band 38C Channel and Frequency List_CA					
BW [MHz]	Channel/Frequency(MHz)		Lowest	Middle	Highest
20 + 20	PCC	Channel	37850	37901	37952
		Frequency	2580.0	2585.1	2590.2
	SCC	Channel	38048	38099	38150
		Frequency	2599.8	2604.9	2610.0
15+ 15	PCC	Channel	37825	37925	38025
		Frequency	2577.5	2587.5	2597.5
	SCC	Channel	37975	38075	38175
		Frequency	2592.5	2602.5	2612.5

LTE Band 41C Channel and Frequency List_CA					
BW [MHz]	Channel/Frequency(MHz)		Lowest	Middle	Highest
20 + 20	PCC	Channel	39750	40521	41292
		Frequency	2506.0	2583.1	2660.2
	SCC	Channel	39948	40719	41490
		Frequency	2525.8	2602.9	2680.0
20 + 15	PCC	Channel	39750	40546	41341
		Frequency	2506.0	2585.6	2665.1
	SCC	Channel	39921	40717	41512
		Frequency	2523.1	2602.7	2682.2
15 + 20	PCC	Channel	39728	40523	41319
		Frequency	2503.8	2583.3	2662.9
	SCC	Channel	39899	40694	41490
		Frequency	2520.9	2600.4	2680.0
20 + 10	PCC	Channel	39750	40571	41391
		Frequency	2506.0	2588.1	2670.1
	SCC	Channel	39894	40715	41535
		Frequency	2520.4	2602.5	2684.5
10 + 20	PCC	Channel	39705	40526	41346
		Frequency	2501.5	2583.6	2665.6
	SCC	Channel	39849	40670	41490
		Frequency	2515.9	2598.0	2680.0



LTE Band 41C Channel and Frequency List_CA					
20 + 5	PCC	Channel	39750	40595	41440
		Frequency	2506.0	2590.5	2675.0
	SCC	Channel	39867	40712	41557
		Frequency	2517.7	2602.2	2686.7
5 + 20	PCC	Channel	39683	40528	41373
		Frequency	2499.3	2583.8	2668.3
	SCC	Channel	39800	40645	41490
		Frequency	2511.0	2595.5	2680.0
15 + 15	PCC	Channel	39725	40545	41365
		Frequency	2503.5	2585.5	2667.5
	SCC	Channel	39875	40695	41515
		Frequency	2518.5	2600.5	2682.5
10 + 15	PCC	Channel	39703	40549	41395
		Frequency	2501.3	2585.9	2670.5
	SCC	Channel	39823	40669	41515
		Frequency	2513.3	2597.9	2682.5
15 + 10	PCC	Channel	39725	40571	41417
		Frequency	2503.5	2588.1	2672.7
	SCC	Channel	39845	40691	41537
		Frequency	2515.5	2600.1	2684.7



LTE Band 66B Channel and Frequency List_CA					
BW [MHz]	Channel/Frequency(MHz)		Lowest	Middle	Highest
5 + 5	PCC	Channel	131997	132398	132599
		Frequency	1712.5	1752.6	1772.7
	SCC	Channel	132045	132446	132647
		Frequency	1717.3	1757.4	1777.5
5 + 10	PCC	Channel	132000	132375	132550
		Frequency	1712.8	1750.3	1767.8
	SCC	Channel	132072	132447	132622
		Frequency	1720.0	1757.5	1775.0
10 + 5	PCC	Channel	132022	132397	132572
		Frequency	1715.0	1752.5	1770.0
	SCC	Channel	132094	132469	132644
		Frequency	1722.2	1759.7	1777.2
5 + 15	PCC	Channel	132002	132353	132504
		Frequency	1713.0	1748.1	1763.2
	SCC	Channel	132095	132446	132597
		Frequency	1722.3	1757.4	1772.5
15 + 5	PCC	Channel	132047	132398	132549
		Frequency	1717.5	1752.6	1767.7
	SCC	Channel	132140	132491	132642
		Frequency	1726.8	1761.9	1777.0
10 + 10	PCC	Channel	132022	132373	132523
		Frequency	1715.0	1750.1	1765.1
	SCC	Channel	132121	132472	132622
		Frequency	1724.9	1760.0	1775.0



LTE Band 66C Channel and Frequency List_CA					
BW [MHz]	Channel/Frequency(MHz)		Lowest	Middle	Highest
10 + 15	PCC	Channel	132025	132351	132477
		Frequency	1715.3	1747.9	1760.5
	SCC	Channel	132145	132471	132597
		Frequency	1727.3	1759.9	1772.5
15 + 10	PCC	Channel	132047	132373	132499
		Frequency	1717.5	1750.1	1762.7
	SCC	Channel	132167	132493	132619
		Frequency	1729.5	1762.1	1774.7
10 + 20	PCC	Channel	132027	132328	132428
		Frequency	1715.5	1745.6	1755.6
	SCC	Channel	132171	132472	132572
		Frequency	1729.9	1760.0	1770.0
20 + 10	PCC	Channel	132072	132373	132473
		Frequency	1720.0	1750.1	1760.1
	SCC	Channel	132216	132517	132617
		Frequency	1734.4	1764.5	1774.5
15 + 15	PCC	Channel	132047	132347	132447
		Frequency	1717.5	1747.5	1757.5
	SCC	Channel	132197	132497	132597
		Frequency	1732.5	1762.5	1772.5
15 + 20	PCC	Channel	132050	132325	132401
		Frequency	1717.8	1745.3	1752.9
	SCC	Channel	132221	132496	132572
		Frequency	1734.9	1762.4	1770.0
20 + 15	PCC	Channel	132072	132348	132423
		Frequency	1720.0	1747.6	1755.1
	SCC	Channel	132243	132519	132594
		Frequency	1737.1	1764.7	1772.2
20 + 5	PCC	Channel	132072	132397	132522
		Frequency	1720.0	1752.5	1765.0
	SCC	Channel	132189	132514	132639
		Frequency	1731.7	1764.2	1776.7



LTE Band 66C Channel and Frequency List_CA					
5 + 20	PCC	Channel	132005	132330	132455
		Frequency	1713.3	1745.8	1758.3
	SCC	Channel	132122	132447	132572
		Frequency	1725.0	1757.5	1770.0
20 + 20	PCC	Channel	132072	132323	132374
		Frequency	1720.0	1745.1	1750.2
	SCC	Channel	132270	132521	132572
		Frequency	1739.8	1764.9	1770.0

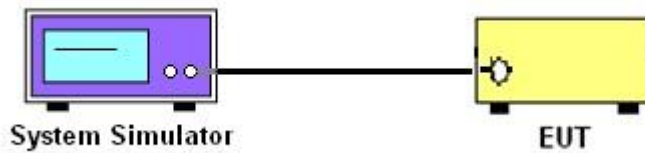
3 Conducted Test Items

3.1 Measuring Instruments

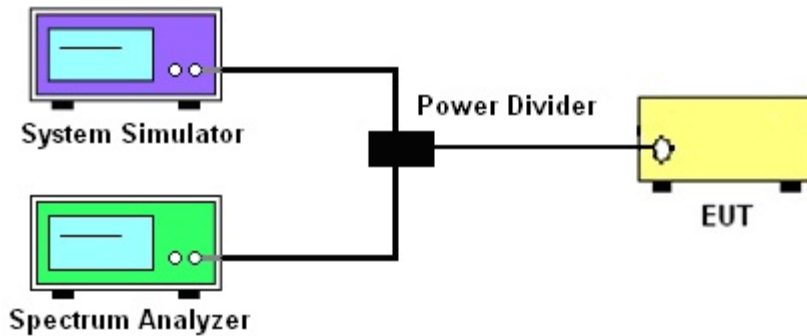
See list of measuring instruments of this test report.

3.1.1 Test Setup

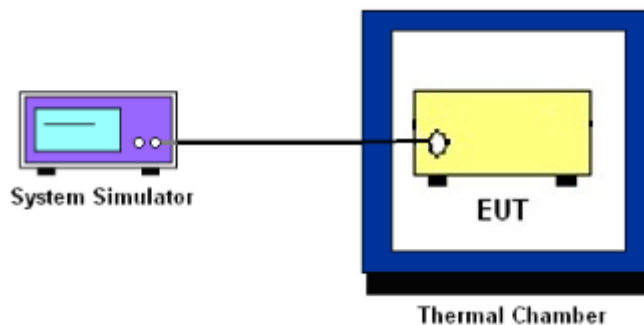
3.1.2 Conducted Output Power



3.1.3 Peak-to-Average Ratio, Occupied Bandwidth ,Conducted Band-Edge, Emission Mask and Conducted Spurious Emission



3.1.4 Frequency Stability



3.1.5 Test Result of Conducted Test

Please refer to Appendix A.



3.2 Conducted Output Power and ERP/EIRP

3.2.1 Description of the Conducted Output Power Measurement and ERP/EIRP Measurement

A system simulator was used to establish communication with the EUT. Its parameters were set to force the EUT transmitting at maximum output power. The measured power in the radio frequency on the transmitter output terminals shall be reported.

The ERP of mobile transmitters must not exceed 7 Watts for LTE Band 5, Band 26 (Part 22H)

The conducted power of mobile transmitters must not exceed 100 Watts for LTE Band 26 (Part 90S)

The ERP of mobile transmitters must not exceed 3 Watts for LTE Band 12, Band 13, Band 14, Band 17, Band 71

The EIRP of mobile transmitters must not exceed 2 Watts for LTE Band 2, Band 25, Band 7, Band 38, Band 41

The EIRP of mobile transmitters must not exceed 1 Watts for LTE Band 4, Band 66

The EIRP of mobile transmitters must not exceed 250mW/5MHz for LTE Band 30

According to KDB 412172 D01 Power Approach,

$EIRP = P_T + G_T - L_C$, $ERP = EIRP - 2.15$, where

P_T = transmitter output power in dBm

G_T = gain of the transmitting antenna in dBi

L_C = signal attenuation in the connecting cable between the transmitter and antenna in dB

3.2.2 Test Procedures

1. The transmitter output port was connected to the system simulator.
2. Set EUT at maximum power through the system simulator.
3. Select lowest, middle, and highest channels for each band and different modulation.
4. Measure and record the power level from the system simulator.



3.3 Peak-to-Average Ratio

3.3.1 Description of the PAR Measurement

Power Complementary Cumulative Distribution Function (CCDF) curves provide a means for characterizing the power peaks of a digitally modulated signal on a statistical basis. A CCDF curve depicts the probability of the peak signal amplitude exceeding the average power level. Most contemporary measurement instrumentation include the capability to produce CCDF curves for an input signal provided that the instrument's resolution bandwidth can be set wide enough to accommodate the entire input signal bandwidth. In measuring transmissions in this band using an average power technique, the peak-to-average ratio (PAR) of the transmission may not exceed 13 dB.

3.3.2 Test Procedures

The testing follows ANSI C63.26-2015 Section 5.2.6

1. The EUT was connected to spectrum and system simulator via a power divider.
2. Set the CCDF (Complementary Cumulative Distribution Function) option in spectrum analyzer.
3. The highest RF powers were measured and recorded the maximum PAPR level associated with a probability of 0.1 %.
4. Record the deviation as Peak to Average Ratio.



3.4 Occupied Bandwidth

3.4.1 Description of Occupied Bandwidth Measurement

The occupied bandwidth is the width of a frequency band such that, below the lower and above the upper frequency limits, the mean powers emitted are each equal to a specified percentage 0.5% of the total mean transmitted power.

The 26 dB emission bandwidth is defined as the frequency range between two points, one above and one below the carrier frequency, at which the spectral density of the emission is attenuated 26 dB below the maximum in-band spectral density of the modulated signal. Spectral density (power per unit bandwidth) is to be measured with a detector of resolution bandwidth equal to approximately 1.0% of the emission bandwidth.

3.4.2 Test Procedures

The testing follows ANSI C63.26-2015 Section 5.4.3 (26dB) and Section 5.4.4 (99OB)

1. The EUT was connected to spectrum analyzer and system simulator via a power divider.
2. The spectrum analyzer center frequency is set to the nominal EUT channel center frequency. The span range for the spectrum analyzer shall be between two and five times the anticipated OBW.
3. The nominal resolution bandwidth (RBW) shall be in the range of 1 to 5 % of the anticipated OBW, and the VBW shall be at least 3 times the RBW.
4. Set the detection mode to peak, and the trace mode to max hold.
5. Determine the reference value: Set the EUT to transmit a modulated signal. Allow the trace to stabilize. Set the spectrum analyzer marker to the highest level of the displayed trace.
(this is the reference value)
6. Determine the “-26 dB down amplitude” as equal to (Reference Value – X).
7. Place two markers, one at the lowest and the other at the highest frequency of the envelope of the spectral display such that each marker is at or slightly below the “-X dB down amplitude” determined in step 6. If a marker is below this “-X dB down amplitude” value it shall be placed as close as possible to this value. The OBW is the positive frequency difference between the two markers.
8. Use the 99 % power bandwidth function of the spectrum analyzer and report the measured bandwidth.



3.5 Conducted Band Edge

3.5.1 Description of Conducted Band Edge Measurement

22.917(a)

For operations in the 824 – 849 MHz band, the FCC limit is $43 + 10\log_{10}(P[\text{Watts}])$ dB below the transmitter power $P(\text{Watts})$ in a 100kHz bandwidth. However, in the 1MHz bands immediately outside and adjacent to the licensee's frequency block, a resolution bandwidth of at least one percent of the emission bandwidth of the fundamental emission of the transmitter may be employed.

24.238 (a)

For operations in the 1850-1910 and 1930-1990 MHz band, the FCC limit is $43 + 10\log_{10}(P[\text{Watts}])$ dB below the transmitter power $P(\text{Watts})$ in a 1MHz bandwidth. However, in the 1 MHz bands immediately outside and adjacent to the frequency block a resolution bandwidth of at least one percent of the emission bandwidth of the fundamental emission of the transmitter may be employed.

27.53 (c)

For operations in the 776-788 MHz band, the FCC limit is $43 + 10\log_{10}(P[\text{Watts}])$ dB below the transmitter power $P(\text{Watts})$ in a 100 kHz bandwidth. However, in the 100 kHz bands immediately outside and adjacent to the frequency block, a resolution bandwidth of at least 30 kHz may be employed. In addition, the power of any unwanted emissions in any 6.25 kHz bandwidth for all frequencies between 763-775 MHz and 793-806 MHz shall be attenuated below the transmitter power, P (dBW), by at least $65 + 10 \log_{10} p(\text{watts})$, dB, for mobile and portable equipment.

27.53 (g)

For operations in the 600MHz band and 698-746 MHz band, the FCC limit is $43 + 10\log_{10}(P[\text{Watts}])$ dB below the transmitter power $P(\text{Watts})$ in a 100 kHz bandwidth. However, in the 100 kilohertz bands immediately outside and adjacent to a licensee's frequency block, a resolution bandwidth of at least 30 kHz may be employed.

27.53 (h)

For operations in the 1710 – 1755 MHz band, 1755-1780 MHz, the FCC limit is $43 + 10\log_{10}(P[\text{Watts}])$ dB below the transmitter power $P(\text{Watts})$ in a 1 MHz bandwidth. However, in the 1MHz bands immediately outside and adjacent to the licensee's frequency block, a resolution bandwidth of at least one percent of the emission bandwidth of the fundamental emission of the transmitter may be employed.

**27.53(m)(4)**

For mobile digital stations, the attenuation factor shall be not less than $40 + 10 \log (P)$ dB on all frequencies between the channel edge and 5 megahertz from the channel edge, $43 + 10 \log (P)$ dB on all frequencies between 5 megahertz and X megahertz from the channel edge, and $55 + 10 \log (P)$ dB on all frequencies more than X megahertz from the channel edge, where X is the greater of 6 megahertz or the actual emission bandwidth as defined in paragraph (m)(6) of this section. In addition, the attenuation factor shall not be less that $43 + 10 \log (P)$ dB on all frequencies between 2490.5 MHz and 2496 MHz and $55 + 10 \log (P)$ dB at or below 2490.5 MHz. Mobile Satellite Service licensees operating on frequencies below 2495 MHz may also submit a documented interference complaint against BRS licensees operating on channel BRS Channel 1 on the same terms and conditions as adjacent channel BRS or EBS licensees.

27.53 (a)(4)

For mobile and portable stations operating in the 2305-2315 MHz and 2350-2360 MHz bands:

- (i) By a factor of not less than: $43 + 10 \log (P)$ dB on all frequencies between 2305 and 2320 MHz and on all frequencies between 2345 and 2360 MHz that are outside the licensed band(s) of operation, not less than $55 + 10 \log (P)$ dB on all frequencies between 2320 and 2324 MHz and on all frequencies between 2341 and 2345 MHz, not less than $61 + 10 \log (P)$ dB on all frequencies between 2324 and 2328 MHz and on all frequencies between 2337 and 2341 MHz, and not less than $67 + 10 \log (P)$ dB on all frequencies between 2328 and 2337 MHz.
- (ii) By a factor of not less than $43 + 10 \log (P)$ dB on all frequencies between 2300 and 2305 MHz, $55 + 10 \log (P)$ dB on all frequencies between 2296 and 2300 MHz, $61 + 10 \log (P)$ dB on all frequencies between 2292 and 2296 MHz, $67 + 10 \log (P)$ dB on all frequencies between 2288 and 2292 MHz, and $70 + 10 \log (P)$ dB below 2288 MHz.
- (iii) By a factor of not less than $43 + 10 \log (P)$ dB on all frequencies between 2360 and 2365 MHz, and not less than $70 + 10 \log (P)$ dB above 2365 MHz.

90.543(e)

- (1) On all frequencies between 769-775 MHz and 799-805 MHz, by a factor not less than $76 + 10 \log (P)$ dB in a 6.25 kHz band segment, for base and fixed stations.
- (2) On all frequencies between 769-775 MHz and 799-805 MHz, by a factor not less than $65 + 10 \log (P)$ dB in a 6.25 kHz band segment, for mobile and portable stations.
- (3) On any frequency between 775-788 MHz, above 805 MHz, and below 758 MHz, by at least $43 + 10 \log (P)$ dB.



3.5.2 Test Procedures

The testing follows FCC KDB 971168 D01 v03r01 Section 6.1.

1. The EUT was connected to spectrum analyzer and system simulator via a power divider.
2. The band edges of low and high channels for the highest RF powers were measured.
3. Set RBW \geq 1% EBW in the 1MHz band immediately outside and adjacent to the band edge.
4. Beyond the 1 MHz band from the band edge, RBW=1MHz was used.
5. Set spectrum analyzer with RMS detector.
6. The RF fundamental frequency should be excluded against the limit line in the operating frequency band.
7. Checked that all the results comply with the emission limit line.



3.6 Emission Mask

3.6.1 Description of Emissions Mask Measurement

For LTE Band 14

Transmitters designed must meet the emission mask comply with the emission mask provisions of FCC Part 90.210(n).

For LTE Band 26

Equipment used in this licensed to EA or non-EA systems shall comply with the emission mask provisions of FCC Part 90.691

(a) Out-of-band emission requirement shall apply only to the "outer" channels included in an EA license and to spectrum adjacent to interior channels used by incumbent licensees. The emission limits are as follows:

(1) For any frequency removed from the EA licensee's frequency block by up to and including 37.5 kHz, the power of any emission shall be attenuated below the transmitter power (P) in watts by at least $116 \text{ Log}_{10}(f/6.1)$ decibels or $50 + 10 \text{ Log}_{10}(P)$ decibels or 80 decibels, whichever is the lesser attenuation, where f is the frequency removed from the center of the outer channel in the block in kilohertz and where f is greater than 12.5 kHz.

(2) For any frequency removed from the EA licensee's frequency block greater than 37.5 kHz, the power of any emission shall be attenuated below the transmitter power (P) in watts by at least $43 + 10 \text{ Log}_{10}(P)$ decibels or 80 decibels, whichever is the lesser attenuation, where f is the frequency removed from the center of the outer channel in the block in kilohertz and where f is greater than 37.5 kHz.



3.6.2 Test Procedures

For LTE Band 14

The testing follows FCC KDB 971168 D01 v03r01 Section 6.0.

1. The EUT was connected to spectrum analyzer and system simulator via a power divider.
2. The power of the modulated signal was measured on a spectrum analyzer using an RMS and 10 second sweep time in order to maximize the level.
3. The RF fundamental frequency should be excluded against the limit line in the operating frequency band.

For LTE Band 26

1. The EUT was connected to spectrum analyzer and base station via power divider.
2. The emissions mask of low and high channels for the highest RF powers were measured.
3. Set RBW and VBW 3 times of RBW to make the measurement with the spectrum analyzer's, and according to KDB 971168 D02 Misc Rev Approve License Devices v02r01 standards, set RBW = 300 Hz to make offsets less than 37.5 kHz from a channel edge , RBW = 100 kHz to make offsets greater than 37.5 kHz, that is allowed.
4. The test results were shown below plots with a correction offset factor including cable loss, insertion loss of power divider.



3.7 Conducted Spurious Emission

3.7.1 Description of Conducted Spurious Emission Measurement

The power of any emission outside of the authorized operating frequency ranges must be lower than the transmitter power (P) by a factor of at least $43 + 10 \log (P)$ dB.

For LTE Band 30

The power of any emission outside of the authorized operating frequency ranges must be lower than the transmitter power (P) by a factor of at least $70 + 10 \log (P)$ dB.

For LTE Band 7, 38, 41

The power of any emission outside of the authorized operating frequency ranges must be lower than the transmitter power (P) by a factor of at least $55 + 10 \log (P)$ dB.

It is measured by means of a calibrated spectrum analyzer and scanned from 30 MHz up to a frequency including its 10th harmonic.

3.7.2 Test Procedures

The testing follows FCC KDB 971168 D01 v03r01 Section 6.1.

1. The EUT was connected to spectrum analyzer and system simulator via a power divider.
2. The RF output of EUT was connected to the spectrum analyzer by RF cable and attenuator.
The path loss was compensated to the results for each measurement.
3. The conducted spurious emission for the whole frequency range was taken.
4. Make the measurement with the spectrum analyzer's RBW = 100 kHz if the authorized frequency band/block is at or below 1 GHz and 1 MHz if the authorized frequency band/block is above 1 GH, VBW = 3 * RBW.
5. Set spectrum analyzer with RMS detector.
6. Taking the record of maximum spurious emission.
7. The RF fundamental frequency should be excluded against the limit line in the operating frequency band.
8. The limit line is derived from $43 + 10\log(P)$ dB below the transmitter power P(Watts)
For LTE Band 30
The limit line is derived from $70 + 10\log(P)$ dB below the transmitter power P(Watts)
For LTE Band 7, 38, 41
The limit line is derived from $55 + 10\log(P)$ dB below the transmitter power P(Watts)



3.8 Frequency Stability

3.8.1 Description of Frequency Stability Measurement

The frequency stability shall be sufficient to ensure that the fundamental emission stays within the authorized frequency block.

22.355

The frequency stability shall be measured by variation of ambient temperature and variation of primary supply voltage to ensure that the fundamental emission stays within the authorized frequency block. The frequency stability of the transmitter shall be maintained within $\pm 0.00025\%$ ($\pm 2.5\text{ppm}$) of the center frequency.

3.8.2 Test Procedures for Temperature Variation

The testing follows FCC KDB 971168 D01 v03r01 Section 9.0.

1. The EUT was set up in the thermal chamber and connected with the system simulator.
2. With power OFF, the temperature was decreased to -30°C and the EUT was stabilized before testing. Power was applied and the maximum change in frequency was recorded within one minute.
3. With power OFF, the temperature was raised in 10°C step up to 50°C . The EUT was stabilized at each step for at least half an hour. Power was applied and the maximum frequency change was recorded within one minute.

3.8.3 Test Procedures for Voltage Variation

The testing follows FCC KDB 971168 D01 v03r01 Section 9.0.

1. The EUT was placed in a temperature chamber at $20\pm 5^{\circ}\text{C}$ and connected with the system simulator.
2. The power supply voltage to the EUT was varied from 85% to 115% of the nominal value measured at the input to the EUT.
3. The variation in frequency was measured for the worst case.

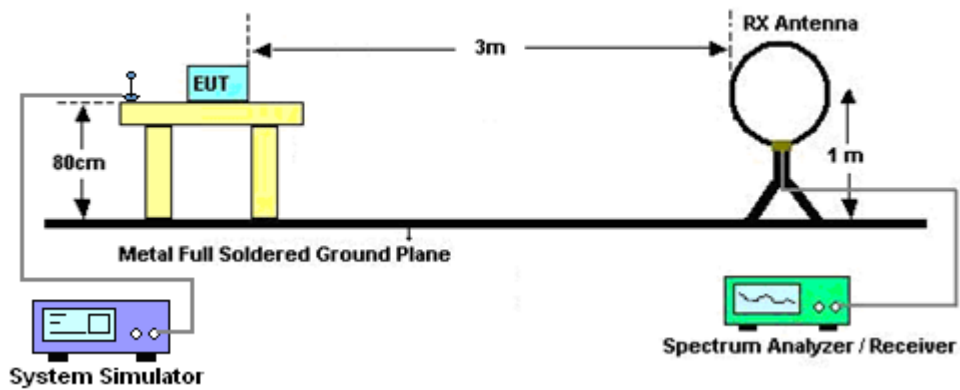
4 Radiated Test Items

4.1 Measuring Instruments

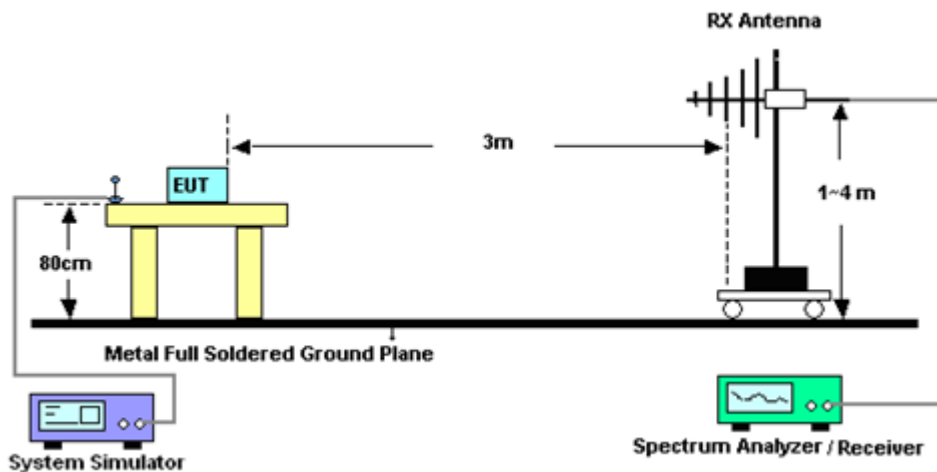
See list of measuring instruments of this test report.

4.1.1 Test Setup

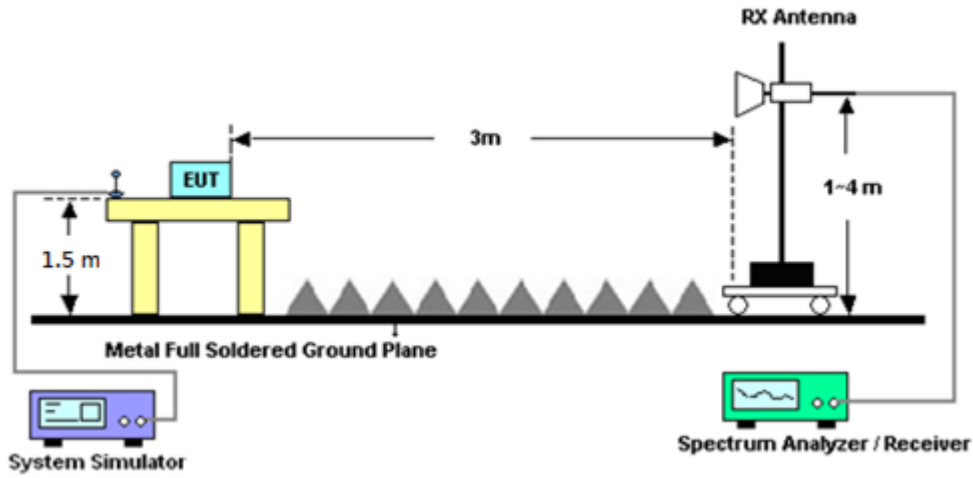
For radiated test below 30MHz



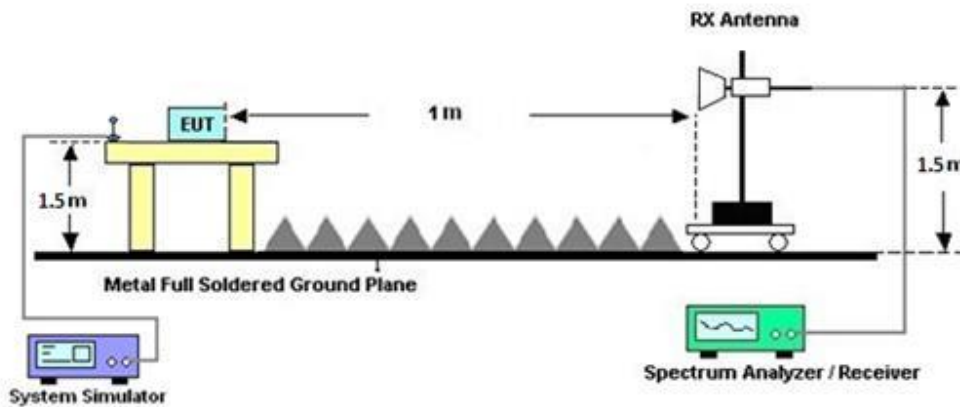
For radiated test from 30MHz to 1GHz



For radiated test from 1GHz to 18GHz



For radiated test above 18GHz



4.1.2 Test Result of Radiated Test

Please refer to Appendix B.

Note:

The low frequency, which started from 9 kHz to 30MHz, was pre-scanned and the result which was 20dB lower than the limit line was not reported.

There is adequate comparison measurement of both open-field test site and alternative test site - semi-Anechoic chamber according to 414788 D01 Radiated Test Site v01r01, and the result came out very similar.



4.2 Radiated Spurious Emission Measurement

4.2.1 Description of Radiated Spurious Emission Measurement

The radiated spurious emission was measured by substitution method according to ANSI / TIA-603-E. The power of any emission outside of the authorized operating frequency ranges must be attenuated below the transmitter power (P) by a factor of at least $43 + 10 \log (P)$ dB.

For LTE Band 7, 38, 41

The power of any emission outside of the authorized operating frequency ranges must be attenuated below the transmitter power (P) by a factor of at least $55 + 10 \log (P)$ dB.

For LTE Band 13

For operations in the 746-758 MHz, 775-788 MHz, and 805-806 MHz bands, emissions in the band 1559-1610 MHz shall be limited to -70 dBW/MHz equivalent isotropically radiated power (EIRP) for wideband signals, and -80 dBW EIRP for discrete emissions of less than 700 Hz bandwidth.

For LTE Band 30

The power of any emission outside of the authorized operating frequency ranges must be attenuated below the transmitter power (P) by a factor of at least $70 + 10 \log (P)$ dB.

For LTE Band 14

For operations in the 758-775 MHz and 788-805 MHz bands, all emissions including harmonics in the band 1559–1610 MHz shall be limited to -70 dBW/MHz equivalent isotropically radiated power (EIRP) for wideband signals, and -80 dBW EIRP for discrete emissions of less than 700 Hz bandwidth. For the purpose of equipment authorization, a transmitter shall be tested with an antenna that is representative of the type that will be used with the equipment in normal operation.

The spectrum is scanned from 30 MHz up to a frequency including its 10th harmonic.



4.2.2 Test Procedures

The testing follows FCC KDB 971168 D01 v03r01 Section 7 and ANSI C63.26-2015 section 5.5.4 Radiated measurement using the field strength method.

1. The EUT was placed on a turntable with 0.8 meter height for frequency below 1GHz and 1.5 meter height for frequency above 1GHz respectively above ground.
2. The EUT was set 3 meters from the receiving antenna mounted on the antenna tower.
3. The table was rotated 360 degrees to determine the position of the highest spurious emission.
4. The height of the receiving antenna is varied between 1m to 4m to search the maximum spurious emission for both horizontal and vertical polarizations.
5. During the measurement, the system simulator parameters were set to force the EUT transmitting at maximum output power.
6. To convert spectrum reading E(dBuV/m) to EIRP(dBm)
 $EIRP(dBm) = Level (dBuV/m) + 20\log(d) - 104.77$, where d is the distance at which field strength limit is specified in the rules.
7. Field Strength Level (dBm) = Spectrum Reading (dBm) + Antenna Factor + Cable Loss + Read Level - Preamp Factor.
8. ERP (dBm) = EIRP (dBm) - 2.15
9. The RF fundamental frequency should be excluded against the limit line in the operating frequency band.



5 List of Measuring Equipment

Instrument	Brand Name	Model No.	Serial No.	Characteristics	Calibration Date	Test Date	Due Date	Remark
Loop Antenna	Rohde & Schwarz	HFH2-Z2	100315	9 kHz~30 MHz	Feb. 28, 2023	Dec. 17, 2023~ Jan. 24, 2024	Feb. 27, 2024	Radiation (03CH12-HY)
Bilog Antenna	TESEQ	CBL 6111D & 00800N1D01N -06	37059 & 01	30MHz~1GHz	Nov. 03, 2023	Dec. 17, 2023~ Jan. 24, 2024	Nov. 02, 2024	Radiation (03CH12-HY)
Horn Antenna	SCHWARZBE CK	BBHA 9120 D	9120D-02114	1GHz~18GHz	Jul. 31, 2023	Dec. 17, 2023~ Jan. 24, 2024	Jul. 30, 2024	Radiation (03CH12-HY)
SHF-EHF Horn Antenna	SCHWARZBE CK	BBHA9170	00993	18GHz~40GHz	Nov. 24, 2023	Dec. 17, 2023~ Jan. 24, 2024	Nov. 23, 2024	Radiation (03CH12-HY)
Preamplifier	COM-POWER	PA-103A	161075	10MHz~1GHz	Mar. 21, 2023	Dec. 17, 2023~ Jan. 24, 2024	Mar. 20, 2024	Radiation (03CH12-HY)
Preamplifier	Agilent	8449B	3008A02375	1GHz~26.5GHz	May 23, 2023	Dec. 17, 2023~ Jan. 24, 2024	May 22, 2024	Radiation (03CH12-HY)
Preamplifier	E-INSTRUME NT TECH LTD.	ERA-100M-18 G-56-01-A70	EC1900249	1GHz-18GHz	Dec. 21, 2022	Dec. 17, 2023~ Dec. 19, 2023	Dec. 20, 2023	Radiation (03CH12-HY)
Preamplifier	E-INSTRUME NT TECH LTD.	ERA-100M-18 G-56-01-A70	EC1900249	1GHz-18GHz	Dec. 20, 2023	Dec. 20, 2023~ Jan. 24, 2024	Dec. 19, 2024	Radiation (03CH12-HY)
Preamplifier	EMEC	EM18G40G	060715	18GHz~40GHz	Dec. 07, 2023	Dec. 17, 2023~ Jan. 24, 2024	Dec. 06, 2024	Radiation (03CH12-HY)
Spectrum Analyzer	Agilent	N9010A	MY53470118	10Hz~44GHz	Jan. 10, 2023	Dec. 17, 2023~ Jan. 08, 2024	Jan. 09, 2024	Radiation (03CH12-HY)
Spectrum Analyzer	Agilent	N9010A	MY53470118	10Hz~44GHz	Jan. 10, 2024	Jan. 10, 2024~ Jan. 24, 2024	Jan. 09, 2025	Radiation (03CH12-HY)
Filter	Wainwright	WHKX12-900- 1000-15000-6 0SS	SN12	1GHz High Pass Filter	Sep. 11, 2023	Dec. 17, 2023~ Jan. 24, 2024	Sep. 10, 2024	Radiation (03CH12-HY)
Filter	Wainwright	WHKX12-2700 -3000-18000-6 0ST	SN2	3GHz High Pass Filter	Mar. 14, 2023	Dec. 17, 2023~ Jan. 24, 2024	Mar. 13, 2024	Radiation (03CH12-HY)
Filter	Wainwright	WHKX8-5872. 5-6750-18000- 40ST	SN2	6.75GHz High Pass Filter	Mar. 14, 2023	Dec. 17, 2023~ Jan. 24, 2024	Mar. 13, 2024	Radiation (03CH12-HY)
RF Cable	HUBER + SUHNER	SUCOFLEX 102	803951/2	9kHz~30MHz	Mar. 07, 2023	Dec. 17, 2023~ Jan. 24, 2024	Mar. 06, 2024	Radiation (03CH12-HY)
RF Cable	HUBER + SUHNER	SUCOFLEX 126E	0058/126E	30MHz~18GHz	Dec. 20, 2022	Dec. 17, 2023	Dec. 19, 2023	Radiation (03CH12-HY)
RF Cable	HUBER + SUHNER	SUCOFLEX 102	505134/2	30MHz~40GHz	Dec. 20, 2022	Dec. 17, 2023	Dec. 19, 2023	Radiation (03CH12-HY)
RF Cable	HUBER + SUHNER	SUCOFLEX 102	803953/2	30MHz~40GHz	Dec. 20, 2022	Dec. 17, 2023	Dec. 19, 2023	Radiation (03CH12-HY)
RF Cable	HUBER + SUHNER	SUCOFLEX 126E	0058/126E	30MHz~18GHz	Dec. 18, 2023	Dec. 18, 2023~ Jan. 24, 2024	Dec. 17, 2024	Radiation (03CH12-HY)
RF Cable	HUBER + SUHNER	SUCOFLEX 102	505134/2	30MHz~40GHz	Dec. 18, 2023	Dec. 18, 2023~ Jan. 24, 2024	Dec. 17, 2024	Radiation (03CH12-HY)
RF Cable	HUBER + SUHNER	SUCOFLEX 102	803953/2	30MHz~40GHz	Dec. 18, 2023	Dec. 18, 2023~ Jan. 24, 2024	Dec. 17, 2024	Radiation (03CH12-HY)



Instrument	Brand Name	Model No.	Serial No.	Characteristics	Calibration Date	Test Date	Due Date	Remark
Hygrometer	TECPEL	DTM-303B	TP210117	N/A	Oct. 19, 2023	Dec. 17, 2023~ Jan. 24, 2024	Oct. 18, 2024	Radiation (03CH12-HY)
Controller	EMEC	EM1000	N/A	Control Turn table & Ant Mast	N/A	Dec. 17, 2023~ Jan. 24, 2024	N/A	Radiation (03CH12-HY)
Antenna Mast	EMEC	AM-BS-4500-B	N/A	1m~4m	N/A	Dec. 17, 2023~ Jan. 24, 2024	N/A	Radiation (03CH12-HY)
Turn Table	EMEC	TT2000	N/A	0~360 Degree	N/A	Dec. 17, 2023~ Jan. 24, 2024	N/A	Radiation (03CH12-HY)
Software	Audix	E3 6.2009-8-24	RK-000989	N/A	N/A	Dec. 17, 2023~ Jan. 24, 2024	N/A	Radiation (03CH12-HY)
Radio Communication Analyzer	Anritsu	MT8821C	6262025353	LTE FDD/TDD LTE-2CC DLCA/ULCA	Oct. 03, 2023	Dec. 15, 2023~ Jan. 30, 2024	Oct. 02, 2024	Conducted (TH03-HY)
Thermal Chamber	ESPEC	SH-641	92013720	-40°C ~90°C	Sep. 04, 2023	Dec. 15, 2023~ Jan. 30, 2024	Sep. 03, 2024	Conducted (TH03-HY)
DC Power Supply	GW Instek	GPP-2323	GES906037	0V~64V : 0A~6A	Nov. 28, 2023	Dec. 15, 2023~ Jan. 30, 2024	Nov. 27, 2024	Conducted (TH03-HY)
Coupler	Warison	20dB 25W SMA Directional Coupler	#B	1-18GHz	Jan. 06, 2023	Dec. 15, 2023~ Jan. 04, 2024	Jan. 05, 2024	Conducted (TH03-HY)
Coupler	Warison	20dB 25W SMA Directional Coupler	#B	1-18GHz	Jan. 08, 2024	Jan. 08, 2024~ Jan. 30, 2024	Jan. 07, 2025	Conducted (TH03-HY)
Spectrum Analyzer	Rohde & Schwarz	FSV40	101905	10Hz~40GHz	Jul. 14, 2023	Dec. 15, 2023~ Jan. 30, 2024	Jul. 13, 2024	Conducted (TH03-HY)



6 Measurement Uncertainty

Uncertainty of Radiated Emission Measurement (30 MHz ~ 1000 MHz)

Measuring Uncertainty for a Level of Confidence of 95% ($U = 2Uc(y)$)	3.07 dB
---	---------

Uncertainty of Radiated Emission Measurement (1 GHz ~ 18 GHz)

Measuring Uncertainty for a Level of Confidence of 95% ($U = 2Uc(y)$)	3.63 dB
---	---------

Uncertainty of Radiated Emission Measurement (18 GHz ~ 40 GHz)

Measuring Uncertainty for a Level of Confidence of 95% ($U = 2Uc(y)$)	4.14 dB
---	---------



Appendix A. Test Results of Conducted Test

Conducted Output Power(Average power & ERP/EIRP)

LTE Band 2 Maximum Average Power [dBm] (GT - LC = -1.37 dB)								
BW [MHz]	RB Size	RB Offset	Mod	Lowest	Middle	Highest	EIRP (dBm)	EIRP (W)
20	1	0	QPSK	23.72	23.73	23.86	22.49	0.1774
20	1	49		23.70	23.73	23.79		
20	1	99		23.62	23.70	23.80		
20	50	0		22.74	22.74	23.15		
20	50	24		22.81	22.83	23.05		
20	50	50		22.77	22.84	23.14		
20	100	0		22.78	22.83	23.06		
20	1	0	16-QAM	22.98	23.00	23.21	21.94	0.1563
20	1	49		23.02	23.00	23.24		
20	1	99		22.98	23.07	23.31		
20	50	0		21.72	21.74	22.02		
20	50	24		21.79	21.84	22.07		
20	50	50		21.78	21.81	22.17		
20	100	0		21.79	21.81	22.03		
20	1	0	64-QAM	21.87	21.93	21.98	20.91	0.1233
20	1	49		21.86	22.06	22.22		
20	1	99		21.78	21.95	22.28		
20	50	0		20.72	20.75	20.98		
20	50	24		20.80	20.84	21.04		
20	50	50		20.77	20.79	21.11		
20	100	0		20.81	20.81	21.02		
20	1	0	256-QAM	19.39	19.30	19.48	18.11	0.0647
20	1	49		19.25	19.27	19.48		
20	1	99		19.27	19.29	19.28		
20	50	0		19.31	19.17	19.35		
20	50	24		19.33	19.12	19.41		
20	50	50		19.22	19.24	19.28		
20	100	0		19.30	19.26	19.38		
Limit	EIRP < 2W			Result			Pass	



LTE Band 2 Maximum Average Power [dBm] (GT - LC = -1.37 dB)								
BW [MHz]	RB Size	RB Offset	Mod	Lowest	Middle	Highest	EIRP (dBm)	EIRP (W)
15	1	0	QPSK	23.70	23.66	23.85	22.48	0.1770
15	1	37		23.62	23.73	23.72		
15	1	74		23.55	23.67	23.73		
15	36	0		22.67	22.72	23.02		
15	36	20		22.73	22.80	23.02		
15	36	39		22.72	22.76	23.04		
15	75	0		22.69	22.75	23.02		
15	1	0	16-QAM	22.97	22.92	23.20	21.87	0.1538
15	1	37		22.92	22.96	23.14		
15	1	74		22.92	23.02	23.24		
15	36	0		21.62	21.72	22.02		
15	36	20		21.78	21.77	22.00		
15	36	39		21.78	21.77	22.09		
15	75	0		21.71	21.74	22.00		
15	1	0	64-QAM	21.77	21.92	21.89	20.90	0.1230
15	1	37		21.79	22.06	22.13		
15	1	74		21.78	21.90	22.27		
15	36	0		20.68	20.68	20.90		
15	36	20		20.76	20.82	21.03		
15	36	39		20.75	20.75	21.05		
15	75	0		20.81	20.74	20.99		
15	1	0	256-QAM	19.34	19.28	19.48	18.11	0.0647
15	1	37		19.21	19.18	19.40		
15	1	74		19.21	19.25	19.26		
15	36	0		19.27	19.13	19.34		
15	36	20		19.32	19.04	19.37		
15	36	39		19.22	19.23	19.22		
15	75	0		19.22	19.19	19.33		
Limit	EIRP < 2W			Result			Pass	



LTE Band 2 Maximum Average Power [dBm] (GT - LC = -1.37 dB)								
BW [MHz]	RB Size	RB Offset	Mod	Lowest	Middle	Highest	EIRP (dBm)	EIRP (W)
10	1	0	QPSK	23.67	23.65	23.78	22.43	0.1750
10	1	25		23.69	23.66	23.74		
10	1	49		23.60	23.63	23.80		
10	25	0		22.65	22.68	22.94		
10	25	12		22.79	22.83	22.98		
10	25	25		22.73	22.81	23.06		
10	50	0		22.76	22.76	22.96		
10	1	0	16-QAM	22.95	22.98	23.20	21.92	0.1556
10	1	25		22.97	22.96	23.19		
10	1	49		22.89	22.99	23.29		
10	25	0		21.64	21.69	21.94		
10	25	12		21.71	21.74	22.05		
10	25	25		21.70	21.72	22.13		
10	50	0		21.69	21.72	22.00		
10	1	0	64-QAM	21.79	21.85	21.95	20.82	0.1208
10	1	25		21.78	21.98	22.12		
10	1	49		21.70	21.95	22.19		
10	25	0		20.70	20.68	20.90		
10	25	12		20.80	20.79	20.96		
10	25	25		20.76	20.73	21.06		
10	50	0		20.80	20.80	21.00		
10	1	0	256-QAM	19.32	19.25	19.39	18.02	0.0634
10	1	25		19.25	19.25	19.39		
10	1	49		19.22	19.26	19.21		
10	25	0		19.31	19.16	19.29		
10	25	12		19.26	19.02	19.38		
10	25	25		19.21	19.15	19.26		
10	50	0		19.23	19.18	19.34		
Limit	EIRP < 2W			Result			Pass	



LTE Band 2 Maximum Average Power [dBm] (GT - LC = -1.37 dB)								
BW [MHz]	RB Size	RB Offset	Mod	Lowest	Middle	Highest	EIRP (dBm)	EIRP (W)
5	1	0	QPSK	23.63	23.65	23.84	22.47	0.1766
5	1	12		23.61	23.65	23.79		
5	1	24		23.55	23.70	23.80		
5	12	0		22.71	22.66	22.99		
5	12	7		22.77	22.78	22.98		
5	12	13		22.75	22.76	23.09		
5	25	0		22.74	22.75	23.03		
5	1	0	16-QAM	22.90	22.99	23.18	21.85	0.1531
5	1	12		23.00	22.94	23.19		
5	1	24		22.96	23.00	23.22		
5	12	0		21.65	21.71	21.98		
5	12	7		21.73	21.81	22.01		
5	12	13		21.77	21.71	22.07		
5	25	0		21.73	21.79	21.99		
5	1	0	64-QAM	21.82	21.91	21.95	20.81	0.1205
5	1	12		21.82	21.99	22.18		
5	1	24		21.78	21.91	22.18		
5	12	0		20.64	20.67	20.88		
5	12	7		20.72	20.82	20.98		
5	12	13		20.75	20.79	21.04		
5	25	0		20.72	20.79	20.93		
5	1	0	256-QAM	19.34	19.28	19.39	18.03	0.0635
5	1	12		19.22	19.24	19.40		
5	1	24		19.20	19.25	19.27		
5	12	0		19.27	19.11	19.28		
5	12	7		19.33	19.09	19.40		
5	12	13		19.19	19.21	19.24		
5	25	0		19.23	19.20	19.29		
Limit	EIRP < 2W			Result			Pass	



LTE Band 2 Maximum Average Power [dBm] (GT - LC = -1.37 dB)								
BW [MHz]	RB Size	RB Offset	Mod	Lowest	Middle	Highest	EIRP (dBm)	EIRP (W)
3	1	0	QPSK	23.69	23.69	23.80	22.43	0.1750
3	1	8		23.66	23.64	23.79		
3	1	14		23.56	23.64	23.74		
3	8	0		22.70	22.74	23.03		
3	8	4		22.73	22.74	22.95		
3	8	7		22.71	22.74	23.06		
3	15	0		22.70	22.81	22.96		
3	1	0	16-QAM	22.98	22.93	23.20	21.91	0.1552
3	1	8		22.95	22.98	23.14		
3	1	14		22.91	22.98	23.28		
3	8	0		21.68	21.73	21.95		
3	8	4		21.78	21.78	22.01		
3	8	7		21.71	21.75	22.08		
3	15	0		21.70	21.78	21.96		
3	1	0	64-QAM	21.78	21.85	21.92	20.83	0.1211
3	1	8		21.78	22.00	22.12		
3	1	14		21.75	21.87	22.20		
3	8	0		20.64	20.66	20.89		
3	8	4		20.75	20.84	21.04		
3	8	7		20.69	20.70	21.08		
3	15	0		20.75	20.77	20.99		
3	1	0	256-QAM	19.29	19.26	19.42	18.05	0.0638
3	1	8		19.15	19.25	19.41		
3	1	14		19.24	19.27	19.25		
3	8	0		19.27	19.15	19.35		
3	8	4		19.24	19.06	19.34		
3	8	7		19.19	19.20	19.27		
3	15	0		19.24	19.25	19.31		
Limit	EIRP < 2W			Result			Pass	



LTE Band 2 Maximum Average Power [dBm] (GT - LC = -1.37 dB)								
BW [MHz]	RB Size	RB Offset	Mod	Lowest	Middle	Highest	EIRP (dBm)	EIRP (W)
1.4	1	0	QPSK	23.71	23.71	23.82	22.45	0.1758
1.4	1	3		23.61	23.71	23.72		
1.4	1	5		23.57	23.68	23.76		
1.4	3	0		23.62	23.68	23.81		
1.4	3	1		23.64	23.66	23.79		
1.4	3	3		23.53	23.66	23.74		
1.4	6	0		22.78	22.79	23.04		
1.4	1	0	16-QAM	22.95	23.00	23.16	21.89	0.1545
1.4	1	3		23.01	22.90	23.15		
1.4	1	5		22.93	23.04	23.26		
1.4	3	0		22.98	23.00	23.17		
1.4	3	1		22.97	22.96	23.17		
1.4	3	3		22.89	23.03	23.26		
1.4	6	0		21.78	21.78	21.93		
1.4	1	0	64-QAM	21.85	21.86	21.88	20.88	0.1225
1.4	1	3		21.85	22.00	22.13		
1.4	1	5		21.72	21.90	22.25		
1.4	3	0		21.77	21.83	21.92		
1.4	3	1		21.85	22.05	22.18		
1.4	3	3		21.77	21.87	22.25		
1.4	6	0		20.75	20.76	20.92		
1.4	1	0	256-QAM	19.31	19.25	19.39	18.10	0.0646
1.4	1	3		19.17	19.17	19.44		
1.4	1	5		19.19	19.22	19.20		
1.4	3	0		19.34	19.22	19.41		
1.4	3	1		19.21	19.23	19.47		
1.4	3	3		19.25	19.28	19.23		
1.4	6	0		19.23	19.17	19.28		
Limit	EIRP < 2W			Result			Pass	



LTE Band 25 Maximum Average Power [dBm] (GT - LC = -1.37 dB)								
BW [MHz]	RB Size	RB Offset	Mod	Lowest	Middle	Highest	EIRP (dBm)	EIRP (W)
20	1	0	QPSK	23.62	23.66	23.90	22.53	0.1791
20	1	49		23.59	23.63	23.89		
20	1	99		23.57	23.66	23.87		
20	50	0		22.80	22.87	23.10		
20	50	24		22.78	22.84	23.04		
20	50	50		22.71	22.79	23.09		
20	100	0		22.74	22.80	23.01		
20	1	0	16-QAM	22.92	23.02	23.18	21.91	0.1552
20	1	49		22.96	22.93	23.28		
20	1	99		22.95	22.99	23.23		
20	50	0		21.69	21.71	21.99		
20	50	24		21.76	21.80	22.00		
20	50	50		21.75	21.78	22.11		
20	100	0		21.75	21.81	22.02		
20	1	0	64-QAM	21.89	21.91	22.06	20.89	0.1227
20	1	49		21.84	21.96	22.26		
20	1	99		21.78	22.01	22.20		
20	50	0		20.72	20.74	20.98		
20	50	24		20.75	20.84	21.01		
20	50	50		20.69	20.78	21.07		
20	100	0		20.74	20.79	21.01		
20	1	0	256-QAM	19.26	19.30	19.13	17.93	0.0621
20	1	49		19.28	19.10	19.13		
20	1	99		19.26	19.22	19.22		
20	50	0		19.25	19.18	19.26		
20	50	24		19.18	19.22	19.22		
20	50	50		19.29	19.21	19.28		
20	100	0		19.23	19.14	19.27		
Limit	EIRP < 2W			Result			Pass	



LTE Band 25 Maximum Average Power [dBm] (GT - LC = -1.37 dB)								
BW [MHz]	RB Size	RB Offset	Mod	Lowest	Middle	Highest	EIRP (dBm)	EIRP (W)
15	1	0	QPSK	23.59	23.64	23.82	22.46	0.1762
15	1	37		23.54	23.53	23.83		
15	1	74		23.53	23.65	23.81		
15	36	0		22.80	22.79	23.05		
15	36	20		22.77	22.83	22.99		
15	36	39		22.61	22.74	23.06		
15	75	0		22.64	22.76	22.97		
15	1	0	16-QAM	22.87	23.01	23.11	21.82	0.1521
15	1	37		22.90	22.83	23.19		
15	1	74		22.86	22.96	23.18		
15	36	0		21.63	21.61	21.94		
15	36	20		21.66	21.79	21.92		
15	36	39		21.68	21.68	22.04		
15	75	0		21.68	21.71	22.02		
15	1	0	64-QAM	21.81	21.83	22.01	20.83	0.1211
15	1	37		21.78	21.96	22.17		
15	1	74		21.76	21.92	22.20		
15	36	0		20.65	20.70	20.92		
15	36	20		20.67	20.83	21.00		
15	36	39		20.69	20.69	20.99		
15	75	0		20.68	20.72	20.96		
15	1	0	256-QAM	19.22	19.29	19.05	17.92	0.0619
15	1	37		19.21	19.06	19.04		
15	1	74		19.21	19.17	19.17		
15	36	0		19.21	19.13	19.17		
15	36	20		19.13	19.22	19.17		
15	36	39		19.29	19.16	19.27		
15	75	0		19.17	19.14	19.20		
Limit	EIRP < 2W			Result			Pass	



LTE Band 25 Maximum Average Power [dBm] (GT - LC = -1.37 dB)								
BW [MHz]	RB Size	RB Offset	Mod	Lowest	Middle	Highest	EIRP (dBm)	EIRP (W)
10	1	0	QPSK	23.59	23.60	23.89	22.52	0.1786
10	1	25		23.55	23.56	23.83		
10	1	49		23.54	23.62	23.87		
10	25	0		22.79	22.86	23.04		
10	25	12		22.70	22.82	22.96		
10	25	25		22.62	22.72	22.99		
10	50	0		22.66	22.76	22.94		
10	1	0	16-QAM	22.85	22.99	23.09	21.88	0.1542
10	1	25		22.91	22.90	23.25		
10	1	49		22.89	22.99	23.22		
10	25	0		21.69	21.68	21.97		
10	25	12		21.71	21.73	21.96		
10	25	25		21.70	21.78	22.06		
10	50	0		21.74	21.75	21.94		
10	1	0	64-QAM	21.83	21.86	22.04	20.87	0.1222
10	1	25		21.75	21.90	22.24		
10	1	49		21.72	21.93	22.10		
10	25	0		20.63	20.66	20.90		
10	25	12		20.73	20.82	20.98		
10	25	25		20.64	20.73	21.00		
10	50	0		20.74	20.78	21.01		
10	1	0	256-QAM	19.26	19.25	19.13	17.90	0.0617
10	1	25		19.21	19.02	19.09		
10	1	49		19.26	19.14	19.17		
10	25	0		19.22	19.09	19.18		
10	25	12		19.17	19.19	19.15		
10	25	25		19.21	19.12	19.20		
10	50	0		19.19	19.11	19.27		
Limit	EIRP < 2W			Result			Pass	



LTE Band 25 Maximum Average Power [dBm] (GT - LC = -1.37 dB)								
BW [MHz]	RB Size	RB Offset	Mod	Lowest	Middle	Highest	EIRP (dBm)	EIRP (W)
5	1	0	QPSK	23.56	23.61	23.85	22.48	0.1770
5	1	12		23.50	23.54	23.85		
5	1	24		23.56	23.65	23.78		
5	12	0		22.80	22.80	23.00		
5	12	7		22.78	22.84	23.01		
5	12	13		22.71	22.79	23.09		
5	25	0		22.70	22.73	22.99		
5	1	0	16-QAM	22.88	22.93	23.09	21.87	0.1538
5	1	12		22.91	22.84	23.24		
5	1	24		22.91	22.89	23.17		
5	12	0		21.64	21.71	21.92		
5	12	7		21.67	21.79	21.91		
5	12	13		21.65	21.77	22.10		
5	25	0		21.75	21.75	22.00		
5	1	0	64-QAM	21.88	21.82	22.05	20.80	0.1202
5	1	12		21.82	21.91	22.17		
5	1	24		21.77	21.96	22.16		
5	12	0		20.65	20.67	20.88		
5	12	7		20.74	20.83	20.95		
5	12	13		20.59	20.75	20.99		
5	25	0		20.69	20.75	20.96		
5	1	0	256-QAM	19.21	19.22	19.04	17.89	0.0615
5	1	12		19.22	19.02	19.03		
5	1	24		19.23	19.14	19.19		
5	12	0		19.19	19.12	19.25		
5	12	7		19.10	19.21	19.22		
5	12	13		19.26	19.21	19.22		
5	25	0		19.21	19.04	19.24		
Limit	EIRP < 2W			Result			Pass	



LTE Band 25 Maximum Average Power [dBm] (GT - LC = -1.37 dB)								
BW [MHz]	RB Size	RB Offset	Mod	Lowest	Middle	Highest	EIRP (dBm)	EIRP (W)
3	1	0	QPSK	23.54	23.63	23.89	22.52	0.1786
3	1	8		23.57	23.56	23.88		
3	1	14		23.52	23.59	23.83		
3	8	0		22.74	22.80	23.05		
3	8	4		22.76	22.77	23.03		
3	8	7		22.71	22.76	23.09		
3	15	0		22.69	22.78	23.00		
3	1	0	16-QAM	22.86	23.02	23.13	21.88	0.1542
3	1	8		22.96	22.87	23.25		
3	1	14		22.90	22.99	23.19		
3	8	0		21.64	21.69	21.96		
3	8	4		21.70	21.73	21.96		
3	8	7		21.72	21.71	22.06		
3	15	0		21.73	21.81	22.00		
3	1	0	64-QAM	21.80	21.83	22.03	20.80	0.1202
3	1	8		21.82	21.90	22.17		
3	1	14		21.76	21.99	22.16		
3	8	0		20.69	20.64	20.94		
3	8	4		20.65	20.82	21.00		
3	8	7		20.61	20.71	21.03		
3	15	0		20.66	20.72	20.99		
3	1	0	256-QAM	19.18	19.24	19.06	17.87	0.0612
3	1	8		19.18	19.05	19.03		
3	1	14		19.23	19.21	19.12		
3	8	0		19.16	19.11	19.22		
3	8	4		19.12	19.13	19.21		
3	8	7		19.20	19.13	19.22		
3	15	0		19.16	19.04	19.17		
Limit	EIRP < 2W			Result			Pass	



LTE Band 25 Maximum Average Power [dBm] (GT - LC = -1.37 dB)								
BW [MHz]	RB Size	RB Offset	Mod	Lowest	Middle	Highest	EIRP (dBm)	EIRP (W)
1.4	1	0	QPSK	23.54	23.61	23.89	22.52	0.1786
1.4	1	3		23.51	23.60	23.86		
1.4	1	5		23.51	23.65	23.83		
1.4	3	0		23.60	23.64	23.80		
1.4	3	1		23.53	23.55	23.85		
1.4	3	3		23.51	23.65	23.78		
1.4	6	0		22.74	22.77	23.00		
1.4	1	0	16-QAM	22.88	22.98	23.16	21.91	0.1552
1.4	1	3		22.90	22.84	23.28		
1.4	1	5		22.93	22.92	23.17		
1.4	3	0		22.85	22.94	23.09		
1.4	3	1		22.89	22.93	23.24		
1.4	3	3		22.90	22.90	23.17		
1.4	6	0		21.70	21.74	21.90		
1.4	1	0	64-QAM	21.88	21.86	22.01	20.81	0.1205
1.4	1	3		21.76	21.96	22.16		
1.4	1	5		21.73	21.99	22.10		
1.4	3	0		21.86	21.85	21.96		
1.4	3	1		21.81	21.90	22.18		
1.4	3	3		21.69	21.93	22.12		
1.4	6	0		20.73	20.78	20.96		
1.4	1	0	256-QAM	19.22	19.21	19.10	17.92	0.0619
1.4	1	3		19.26	19.03	19.05		
1.4	1	5		19.22	19.17	19.14		
1.4	3	0		19.16	19.29	19.03		
1.4	3	1		19.19	19.00	19.11		
1.4	3	3		19.22	19.17	19.17		
1.4	6	0		19.22	19.04	19.23		
Limit	EIRP < 2W			Result			Pass	



LTE Band 4 Maximum Average Power [dBm] (GT - LC = -0.3 dB)								
BW [MHz]	RB Size	RB Offset	Mod	Lowest	Middle	Highest	EIRP (dBm)	EIRP (W)
20	1	0	QPSK	23.62	23.71	23.83	23.53	0.2254
20	1	49		23.61	23.69	23.79		
20	1	99		23.59	23.70	23.81		
20	50	0		22.76	22.75	22.87		
20	50	24		22.73	22.71	22.86		
20	50	50		22.71	22.69	22.83		
20	100	0		22.71	22.79	22.94		
20	1	0	16-QAM	22.89	23.08	23.18	22.89	0.1945
20	1	49		22.92	22.98	23.10		
20	1	99		23.06	23.10	23.19		
20	50	0		21.67	21.73	21.90		
20	50	24		21.76	21.84	21.95		
20	50	50		21.71	21.77	21.91		
20	100	0		21.71	21.78	21.95		
20	1	0	64-QAM	21.73	21.92	22.07	21.81	0.1517
20	1	49		21.85	21.94	22.09		
20	1	99		21.89	22.03	22.11		
20	50	0		20.65	20.73	20.87		
20	50	24		20.70	20.84	20.95		
20	50	50		20.72	20.78	20.91		
20	100	0		20.74	20.78	20.92		
20	1	0	256-QAM	19.07	19.21	19.15	18.91	0.0778
20	1	49		19.20	19.18	19.21		
20	1	99		19.04	19.09	19.11		
20	50	0		19.16	19.05	19.19		
20	50	24		19.12	19.02	19.06		
20	50	50		19.09	19.15	19.02		
20	100	0		19.05	19.07	19.07		
Limit	EIRP < 1W			Result			Pass	



LTE Band 4 Maximum Average Power [dBm] (GT - LC = -0.3 dB)								
BW [MHz]	RB Size	RB Offset	Mod	Lowest	Middle	Highest	EIRP (dBm)	EIRP (W)
15	1	0	QPSK	23.52	23.71	23.73	23.48	0.2228
15	1	37		23.61	23.63	23.78		
15	1	74		23.53	23.66	23.74		
15	36	0		22.73	22.69	22.87		
15	36	20		22.72	22.67	22.76		
15	36	39		22.68	22.69	22.74		
15	75	0		22.70	22.73	22.90		
15	1	0	16-QAM	22.83	23.02	23.14	22.84	0.1923
15	1	37		22.86	22.97	23.09		
15	1	74		22.96	23.03	23.13		
15	36	0		21.65	21.70	21.84		
15	36	20		21.76	21.78	21.89		
15	36	39		21.68	21.69	21.89		
15	75	0		21.64	21.76	21.90		
15	1	0	64-QAM	21.67	21.83	21.99	21.80	0.1514
15	1	37		21.75	21.92	22.09		
15	1	74		21.80	21.97	22.10		
15	36	0		20.59	20.65	20.86		
15	36	20		20.67	20.75	20.86		
15	36	39		20.63	20.77	20.84		
15	75	0		20.74	20.74	20.92		
15	1	0	256-QAM	19.01	19.18	19.06	18.89	0.0774
15	1	37		19.19	19.12	19.16		
15	1	74		18.97	19.03	19.07		
15	36	0		19.16	19.01	19.17		
15	36	20		19.08	18.97	18.98		
15	36	39		19.07	19.14	18.98		
15	75	0		18.96	19.00	19.07		
Limit	EIRP < 1W			Result			Pass	



LTE Band 4 Maximum Average Power [dBm] (GT - LC = -0.3 dB)								
BW [MHz]	RB Size	RB Offset	Mod	Lowest	Middle	Highest	EIRP (dBm)	EIRP (W)
10	1	0	QPSK	23.62	23.64	23.81	23.51	0.2244
10	1	25		23.52	23.64	23.70		
10	1	49		23.56	23.60	23.74		
10	25	0		22.76	22.65	22.78		
10	25	12		22.66	22.61	22.84		
10	25	25		22.71	22.69	22.75		
10	50	0		22.66	22.76	22.89		
10	1	0	16-QAM	22.82	23.05	23.13	22.89	0.1945
10	1	25		22.86	22.92	23.10		
10	1	49		23.03	23.02	23.19		
10	25	0		21.63	21.70	21.88		
10	25	12		21.66	21.76	21.92		
10	25	25		21.67	21.76	21.81		
10	50	0		21.62	21.74	21.93		
10	1	0	64-QAM	21.69	21.83	22.02	21.77	0.1503
10	1	25		21.79	21.87	22.07		
10	1	49		21.81	22.00	22.01		
10	25	0		20.55	20.63	20.86		
10	25	12		20.66	20.74	20.87		
10	25	25		20.65	20.77	20.83		
10	50	0		20.66	20.68	20.83		
10	1	0	256-QAM	18.97	19.12	19.11	18.86	0.0769
10	1	25		19.11	19.16	19.12		
10	1	49		18.94	19.04	19.11		
10	25	0		19.15	18.99	19.10		
10	25	12		19.09	19.02	19.00		
10	25	25		19.00	19.06	18.96		
10	50	0		19.02	19.02	19.07		
Limit	EIRP < 1W			Result			Pass	



LTE Band 4 Maximum Average Power [dBm] (GT - LC = -0.3 dB)								
BW [MHz]	RB Size	RB Offset	Mod	Lowest	Middle	Highest	EIRP (dBm)	EIRP (W)
5	1	0	QPSK	23.61	23.69	23.80	23.50	0.2239
5	1	12		23.53	23.69	23.73		
5	1	24		23.57	23.61	23.77		
5	12	0		22.66	22.67	22.82		
5	12	7		22.65	22.64	22.86		
5	12	13		22.70	22.65	22.75		
5	25	0		22.70	22.76	22.93		
5	1	0	16-QAM	22.87	23.02	23.12	22.84	0.1923
5	1	12		22.83	22.98	23.08		
5	1	24		23.03	23.08	23.14		
5	12	0		21.63	21.72	21.89		
5	12	7		21.76	21.74	21.87		
5	12	13		21.64	21.71	21.85		
5	25	0		21.71	21.78	21.94		
5	1	0	64-QAM	21.68	21.88	22.02	21.78	0.1507
5	1	12		21.82	21.91	22.04		
5	1	24		21.89	21.99	22.08		
5	12	0		20.60	20.72	20.86		
5	12	7		20.66	20.81	20.85		
5	12	13		20.63	20.72	20.88		
5	25	0		20.65	20.70	20.82		
5	1	0	256-QAM	18.98	19.12	19.05	18.89	0.0774
5	1	12		19.15	19.08	19.12		
5	1	24		18.96	19.05	19.08		
5	12	0		19.13	18.98	19.19		
5	12	7		19.09	18.92	18.96		
5	12	13		19.03	19.14	18.99		
5	25	0		19.04	19.02	19.04		
Limit	EIRP < 1W			Result			Pass	



LTE Band 4 Maximum Average Power [dBm] (GT - LC = -0.3 dB)								
BW [MHz]	RB Size	RB Offset	Mod	Lowest	Middle	Highest	EIRP (dBm)	EIRP (W)
3	1	0	QPSK	23.60	23.63	23.74	23.47	0.2223
3	1	8		23.61	23.59	23.77		
3	1	14		23.56	23.67	23.72		
3	8	0		22.72	22.72	22.79		
3	8	4		22.68	22.67	22.80		
3	8	7		22.64	22.61	22.74		
3	15	0		22.62	22.72	22.87		
3	1	0	16-QAM	22.89	23.07	23.10	22.86	0.1932
3	1	8		22.88	22.94	23.04		
3	1	14		23.05	23.04	23.16		
3	8	0		21.63	21.63	21.84		
3	8	4		21.74	21.77	21.86		
3	8	7		21.65	21.74	21.86		
3	15	0		21.71	21.76	21.85		
3	1	0	64-QAM	21.67	21.83	22.03	21.80	0.1514
3	1	8		21.77	21.94	22.01		
3	1	14		21.87	21.98	22.10		
3	8	0		20.60	20.73	20.85		
3	8	4		20.64	20.76	20.94		
3	8	7		20.67	20.72	20.86		
3	15	0		20.72	20.73	20.84		
3	1	0	256-QAM	18.97	19.14	19.09	18.86	0.0769
3	1	8		19.14	19.14	19.16		
3	1	14		19.00	18.99	19.10		
3	8	0		19.13	19.03	19.12		
3	8	4		19.06	18.99	19.01		
3	8	7		19.03	19.07	19.02		
3	15	0		19.02	18.98	19.03		
Limit	EIRP < 1W			Result			Pass	



LTE Band 4 Maximum Average Power [dBm] (GT - LC = -0.3 dB)								
BW [MHz]	RB Size	RB Offset	Mod	Lowest	Middle	Highest	EIRP (dBm)	EIRP (W)
1.4	1	0	QPSK	23.62	23.66	23.77	23.49	0.2234
1.4	1	3		23.52	23.61	23.75		
1.4	1	5		23.58	23.65	23.75		
1.4	3	0		23.62	23.62	23.78		
1.4	3	1		23.58	23.67	23.79		
1.4	3	3		23.54	23.64	23.75		
1.4	6	0		22.66	22.76	22.92		
1.4	1	0	16-QAM	22.88	23.08	23.09	22.89	0.1945
1.4	1	3		22.84	22.92	23.00		
1.4	1	5		22.98	23.09	23.18		
1.4	3	0		22.82	23.06	23.18		
1.4	3	1		22.85	22.97	23.09		
1.4	3	3		22.98	23.04	23.19		
1.4	6	0		21.64	21.71	21.92		
1.4	1	0	64-QAM	21.68	21.84	21.98	21.79	0.1510
1.4	1	3		21.82	21.86	22.08		
1.4	1	5		21.81	21.97	22.07		
1.4	3	0		21.63	21.85	22.01		
1.4	3	1		21.81	21.90	22.01		
1.4	3	3		21.86	22.00	22.09		
1.4	6	0		20.65	20.69	20.82		
1.4	1	0	256-QAM	19.07	19.21	19.06	18.91	0.0778
1.4	1	3		19.19	19.13	19.13		
1.4	1	5		19.03	19.02	19.08		
1.4	3	0		19.03	19.11	19.15		
1.4	3	1		19.11	19.10	19.19		
1.4	3	3		18.96	19.05	19.04		
1.4	6	0		18.98	19.04	18.98		
Limit	EIRP < 1W			Result			Pass	



LTE Band 5 Maximum Average Power [dBm] (GT - LC = -1.57 dB)								
BW [MHz]	RB Size	RB Offset	Mod	Lowest	Middle	Highest	ERP (dBm)	ERP (W)
10	1	0	QPSK	24.13	23.98	24.20	20.48	0.1117
10	1	25		24.08	23.91	24.05		
10	1	49		23.84	24.07	23.72		
10	25	0		23.46	22.93	23.47		
10	25	12		23.23	23.03	23.31		
10	25	25		23.04	23.28	23.19		
10	50	0		23.35	23.11	23.45		
10	1	0	16-QAM	23.34	23.34	23.22	19.63	0.0918
10	1	25		23.33	23.23	23.35		
10	1	49		23.25	23.22	23.08		
10	25	0		22.20	21.99	22.33		
10	25	12		22.33	22.09	22.24		
10	25	25		22.15	22.29	22.35		
10	50	0		22.41	22.18	22.35		
10	1	0	64-QAM	22.34	22.25	22.50	18.78	0.0755
10	1	25		22.40	22.16	22.46		
10	1	49		22.11	22.29	21.92		
10	25	0		21.35	20.98	21.36		
10	25	12		21.35	21.05	21.35		
10	25	25		21.16	21.31	21.37		
10	50	0		21.38	21.21	21.06		
10	1	0	256-QAM	19.41	19.45	19.49	15.77	0.0378
10	1	25		19.43	19.42	19.42		
10	1	49		19.40	19.39	19.46		
10	25	0		19.43	19.47	19.43		
10	25	12		19.47	19.39	19.41		
10	25	25		19.47	19.44	19.43		
10	50	0		19.36	19.39	19.37		
Limit	ERP < 7W			Result			Pass	



LTE Band 5 Maximum Average Power [dBm] (GT - LC = -1.57 dB)								
BW [MHz]	RB Size	RB Offset	Mod	Lowest	Middle	Highest	ERP (dBm)	ERP (W)
5	1	0	QPSK	24.05	23.95	24.16	20.44	0.1107
5	1	12		23.98	23.88	23.95		
5	1	24		23.78	24.00	23.69		
5	12	0		23.44	22.85	23.22		
5	12	7		23.17	22.94	23.21		
5	12	13		22.98	23.26	23.11		
5	25	0		23.28	23.08	23.42		
5	1	0	16-QAM	23.29	23.30	23.13	19.58	0.0908
5	1	12		23.24	23.18	23.27		
5	1	24		23.18	23.18	23.03		
5	12	0		22.16	21.99	22.24		
5	12	7		22.23	22.03	22.20		
5	12	13		22.08	22.28	22.29		
5	25	0		22.40	22.10	22.33		
5	1	0	64-QAM	22.26	22.19	22.42	18.70	0.0741
5	1	12		22.36	22.09	22.37		
5	1	24		22.07	22.29	21.90		
5	12	0		21.26	20.98	21.35		
5	12	7		21.34	21.03	21.26		
5	12	13		21.16	21.29	21.34		
5	25	0		21.38	21.16	20.98		
5	1	0	256-QAM	19.34	19.41	19.48	15.76	0.0377
5	1	12		19.43	19.41	19.40		
5	1	24		19.32	19.34	19.37		
5	12	0		19.35	19.47	19.37		
5	12	7		19.46	19.30	19.35		
5	12	13		19.37	19.40	19.35		
5	25	0		19.28	19.29	19.31		
Limit	ERP < 7W			Result			Pass	



LTE Band 5 Maximum Average Power [dBm] (GT - LC = -1.57 dB)								
BW [MHz]	RB Size	RB Offset	Mod	Lowest	Middle	Highest	ERP (dBm)	ERP (W)
3	1	0	QPSK	24.09	23.89	24.15	20.43	0.1104
3	1	8		24.06	23.90	23.98		
3	1	14		23.80	24.04	23.72		
3	8	0		23.44	22.91	23.24		
3	8	4		23.21	22.95	23.29		
3	8	7		22.99	23.25	23.15		
3	15	0		23.26	23.05	23.41		
3	1	0	16-QAM	23.34	23.24	23.12	19.62	0.0916
3	1	8		23.31	23.22	23.31		
3	1	14		23.20	23.19	23.03		
3	8	0		22.15	21.97	22.28		
3	8	4		22.33	22.03	22.14		
3	8	7		22.11	22.23	22.32		
3	15	0		22.38	22.11	22.29		
3	1	0	64-QAM	22.34	22.15	22.47	18.75	0.0750
3	1	8		22.37	22.11	22.37		
3	1	14		22.09	22.21	21.86		
3	8	0		21.26	20.88	21.30		
3	8	4		21.32	21.01	21.33		
3	8	7		21.15	21.22	21.35		
3	15	0		21.28	21.11	21.05		
3	1	0	256-QAM	19.39	19.37	19.40	15.71	0.0372
3	1	8		19.42	19.34	19.38		
3	1	14		19.33	19.31	19.43		
3	8	0		19.37	19.38	19.39		
3	8	4		19.41	19.31	19.38		
3	8	7		19.40	19.38	19.36		
3	15	0		19.34	19.37	19.34		
Limit	ERP < 7W			Result			Pass	



LTE Band 5 Maximum Average Power [dBm] (GT - LC = -1.57 dB)								
BW [MHz]	RB Size	RB Offset	Mod	Lowest	Middle	Highest	ERP (dBm)	ERP (W)
1.4	1	0	QPSK	24.07	23.98	24.10	20.41	0.1099
1.4	1	3		24.00	23.86	24.03		
1.4	1	5		23.77	24.03	23.72		
1.4	3	0		24.05	23.98	24.13		
1.4	3	1		24.04	23.82	24.01		
1.4	3	3		23.75	24.05	23.63		
1.4	6	0		23.34	23.02	23.45		
1.4	1	0	16-QAM	23.26	23.28	23.21	19.62	0.0916
1.4	1	3		23.31	23.20	23.33		
1.4	1	5		23.19	23.19	23.02		
1.4	3	0		23.29	23.31	23.22		
1.4	3	1		23.24	23.16	23.34		
1.4	3	3		23.21	23.20	23.07		
1.4	6	0		22.41	22.17	22.26		
1.4	1	0	64-QAM	22.31	22.20	22.44	18.72	0.0745
1.4	1	3		22.30	22.15	22.41		
1.4	1	5		22.10	22.26	21.85		
1.4	3	0		22.30	22.21	22.41		
1.4	3	1		22.33	22.06	22.37		
1.4	3	3		22.05	22.21	21.83		
1.4	6	0		21.28	21.20	21.02		
1.4	1	0	256-QAM	19.34	19.35	19.40	15.73	0.0374
1.4	1	3		19.42	19.41	19.33		
1.4	1	5		19.39	19.33	19.41		
1.4	3	0		19.40	19.42	19.45		
1.4	3	1		19.38	19.35	19.34		
1.4	3	3		19.40	19.32	19.42		
1.4	6	0		19.34	19.38	19.33		
Limit	ERP < 7W			Result			Pass	



LTE Band 7 Maximum Average Power [dBm] (GT - LC = -0.07 dB)								
BW [MHz]	RB Size	RB Offset	Mod	Lowest	Middle	Highest	EIRP (dBm)	EIRP (W)
20	1	0	QPSK	23.37	23.47	23.36	23.40	0.2188
20	1	49		23.36	23.42	23.35		
20	1	99		23.39	23.45	23.31		
20	50	0		22.61	22.62	22.55		
20	50	24		22.57	22.57	22.50		
20	50	50		22.60	22.56	22.41		
20	100	0		22.56	22.61	22.45		
20	1	0	16-QAM	22.67	22.70	22.69	22.86	0.1932
20	1	49		22.78	22.87	22.68		
20	1	99		22.93	22.83	22.74		
20	50	0		21.54	21.51	21.45		
20	50	24		21.57	21.56	21.47		
20	50	50		21.59	21.57	21.42		
20	100	0		21.54	21.53	21.45		
20	1	0	64-QAM	21.50	21.60	21.49	21.72	0.1486
20	1	49		21.60	21.79	21.49		
20	1	99		21.70	21.77	21.55		
20	50	0		20.50	20.50	20.40		
20	50	24		20.56	20.58	20.46		
20	50	50		20.56	20.57	20.39		
20	100	0		20.53	20.52	20.45		
20	1	0	256-QAM	19.05	19.11	18.94	19.04	0.0802
20	1	49		19.07	19.04	18.98		
20	1	99		19.11	18.97	19.10		
20	50	0		18.99	19.05	18.91		
20	50	24		19.10	18.92	19.03		
20	50	50		18.96	19.08	19.00		
20	100	0		19.08	18.94	18.91		
Limit	EIRP < 2W			Result			Pass	



LTE Band 7 Maximum Average Power [dBm] (GT - LC = -0.07 dB)								
BW [MHz]	RB Size	RB Offset	Mod	Lowest	Middle	Highest	EIRP (dBm)	EIRP (W)
15	1	0	QPSK	23.29	23.42	23.35	23.35	0.2163
15	1	37		23.31	23.34	23.28		
15	1	74		23.30	23.37	23.23		
15	36	0		22.52	22.52	22.47		
15	36	20		22.54	22.48	22.43		
15	36	39		22.57	22.52	22.31		
15	75	0		22.56	22.60	22.45		
15	1	0	16-QAM	22.58	22.65	22.62	22.82	0.1914
15	1	37		22.77	22.82	22.59		
15	1	74		22.89	22.82	22.67		
15	36	0		21.49	21.49	21.45		
15	36	20		21.53	21.53	21.46		
15	36	39		21.52	21.56	21.37		
15	75	0		21.51	21.50	21.44		
15	1	0	64-QAM	21.45	21.50	21.46	21.69	0.1476
15	1	37		21.59	21.76	21.49		
15	1	74		21.63	21.76	21.48		
15	36	0		20.43	20.48	20.31		
15	36	20		20.55	20.51	20.40		
15	36	39		20.56	20.47	20.35		
15	75	0		20.52	20.47	20.41		
15	1	0	256-QAM	18.98	19.08	18.92	19.04	0.0802
15	1	37		18.99	18.97	18.97		
15	1	74		19.11	18.97	19.00		
15	36	0		18.90	18.97	18.86		
15	36	20		19.01	18.82	18.95		
15	36	39		18.93	18.99	18.90		
15	75	0		19.04	18.85	18.91		
Limit	EIRP < 2W			Result			Pass	



LTE Band 7 Maximum Average Power [dBm] (GT - LC = -0.07 dB)								
BW [MHz]	RB Size	RB Offset	Mod	Lowest	Middle	Highest	EIRP (dBm)	EIRP (W)
10	1	0	QPSK	23.36	23.39	23.34	23.32	0.2148
10	1	25		23.33	23.33	23.33		
10	1	49		23.38	23.38	23.24		
10	25	0		22.51	22.53	22.47		
10	25	12		22.47	22.57	22.47		
10	25	25		22.59	22.47	22.39		
10	50	0		22.52	22.58	22.36		
10	1	0	16-QAM	22.57	22.63	22.67	22.76	0.1888
10	1	25		22.76	22.83	22.67		
10	1	49		22.83	22.82	22.66		
10	25	0		21.45	21.50	21.38		
10	25	12		21.52	21.51	21.39		
10	25	25		21.51	21.47	21.32		
10	50	0		21.47	21.45	21.38		
10	1	0	64-QAM	21.44	21.51	21.44	21.66	0.1466
10	1	25		21.51	21.73	21.44		
10	1	49		21.60	21.68	21.49		
10	25	0		20.41	20.47	20.30		
10	25	12		20.56	20.50	20.37		
10	25	25		20.55	20.50	20.35		
10	50	0		20.43	20.52	20.41		
10	1	0	256-QAM	18.95	19.03	18.84	19.03	0.0800
10	1	25		19.00	18.99	18.90		
10	1	49		19.01	18.97	19.06		
10	25	0		18.97	19.01	18.83		
10	25	12		19.10	18.84	18.94		
10	25	25		18.96	19.01	18.99		
10	50	0		19.01	18.94	18.88		
Limit	EIRP < 2W			Result			Pass	



LTE Band 7 Maximum Average Power [dBm] (GT - LC = -0.07 dB)								
BW [MHz]	RB Size	RB Offset	Mod	Lowest	Middle	Highest	EIRP (dBm)	EIRP (W)
5	1	0	QPSK	23.37	23.39	23.34	23.35	0.2163
5	1	12		23.36	23.34	23.35		
5	1	24		23.39	23.42	23.22		
5	12	0		22.60	22.54	22.54		
5	12	7		22.52	22.54	22.47		
5	12	13		22.58	22.46	22.38		
5	25	0		22.50	22.61	22.45		
5	1	0	16-QAM	22.63	22.70	22.65	22.79	0.1901
5	1	12		22.69	22.86	22.62		
5	1	24		22.85	22.73	22.69		
5	12	0		21.54	21.48	21.43		
5	12	7		21.50	21.47	21.45		
5	12	13		21.58	21.56	21.37		
5	25	0		21.54	21.51	21.35		
5	1	0	64-QAM	21.49	21.58	21.48	21.66	0.1466
5	1	12		21.53	21.73	21.39		
5	1	24		21.65	21.68	21.46		
5	12	0		20.41	20.43	20.38		
5	12	7		20.54	20.50	20.40		
5	12	13		20.49	20.57	20.34		
5	25	0		20.46	20.45	20.43		
5	1	0	256-QAM	18.98	19.06	18.88	19.01	0.0796
5	1	12		19.00	19.04	18.96		
5	1	24		19.02	18.94	19.03		
5	12	0		18.92	19.04	18.86		
5	12	7		19.04	18.88	18.98		
5	12	13		18.88	19.08	18.98		
5	25	0		19.08	18.85	18.83		
Limit	EIRP < 2W			Result			Pass	



LTE Band 12 Maximum Average Power [dBm] (GT - LC = -8.34 dB)								
BW [MHz]	RB Size	RB Offset	Mod	Lowest	Middle	Highest	ERP (dBm)	ERP (W)
10	1	0	QPSK	23.87	23.99	23.99	13.50	0.0224
10	1	25		23.86	23.90	23.93		
10	1	49		23.86	23.87	23.93		
10	25	0		22.94	22.95	22.96		
10	25	12		22.93	22.90	22.89		
10	25	25		22.90	22.94	22.91		
10	50	0		22.99	22.96	22.99		
10	1	0	16-QAM	23.02	23.13	23.19	12.94	0.0197
10	1	25		23.18	23.43	23.37		
10	1	49		23.28	23.29	23.08		
10	25	0		21.87	21.94	21.95		
10	25	12		22.00	22.04	21.97		
10	25	25		22.05	22.07	21.99		
10	50	0		21.98	21.98	21.94		
10	1	0	64-QAM	22.00	22.07	22.17	11.80	0.0151
10	1	25		22.17	22.29	22.22		
10	1	49		22.14	22.18	22.16		
10	25	0		20.89	20.96	20.96		
10	25	12		20.99	21.02	20.98		
10	25	25		20.99	21.09	21.02		
10	50	0		20.97	21.05	20.96		
10	1	0	256-QAM	19.30	19.34	19.34	8.85	0.0077
10	1	25		19.30	19.21	19.31		
10	1	49		19.15	19.30	19.19		
10	25	0		19.21	19.22	19.30		
10	25	12		19.15	19.25	19.33		
10	25	25		19.34	19.19	19.20		
10	50	0		19.24	19.27	19.31		
Limit	ERP < 3W			Result			Pass	



LTE Band 12 Maximum Average Power [dBm] (GT - LC = -8.34 dB)								
BW [MHz]	RB Size	RB Offset	Mod	Lowest	Middle	Highest	ERP (dBm)	ERP (W)
5	1	0	QPSK	23.80	23.89	23.96	13.47	0.0222
5	1	12		23.80	23.81	23.87		
5	1	24		23.77	23.78	23.87		
5	12	0		22.91	22.94	22.86		
5	12	7		22.90	22.86	22.85		
5	12	13		22.82	22.89	22.83		
5	25	0		22.89	22.87	22.86		
5	1	0	16-QAM	23.02	23.06	23.11	12.92	0.0196
5	1	12		23.08	23.41	23.34		
5	1	24		23.24	23.26	22.98		
5	12	0		21.78	21.86	21.94		
5	12	7		21.96	21.98	21.89		
5	12	13		21.99	22.02	21.97		
5	25	0		21.90	21.97	21.88		
5	1	0	64-QAM	21.99	21.99	22.13	11.74	0.0149
5	1	12		22.13	22.23	22.14		
5	1	24		22.05	22.18	22.15		
5	12	0		20.80	20.86	20.94		
5	12	7		20.92	20.98	20.98		
5	12	13		20.95	20.99	20.95		
5	25	0		20.88	21.05	20.91		
5	1	0	256-QAM	19.26	19.28	19.25	8.79	0.0076
5	1	12		19.20	19.13	19.25		
5	1	24		19.14	19.23	19.09		
5	12	0		19.20	19.15	19.25		
5	12	7		19.06	19.17	19.24		
5	12	13		19.25	19.09	19.10		
5	25	0		19.23	19.19	19.21		
Limit	ERP < 3W			Result			Pass	



LTE Band 12 Maximum Average Power [dBm] (GT - LC = -8.34 dB)								
BW [MHz]	RB Size	RB Offset	Mod	Lowest	Middle	Highest	ERP (dBm)	ERP (W)
3	1	0	QPSK	23.85	23.89	23.95	13.46	0.0222
3	1	8		23.78	23.81	23.89		
3	1	14		23.78	23.78	23.88		
3	8	0		22.94	22.85	22.86		
3	8	4		22.90	22.83	22.82		
3	8	7		22.86	22.91	22.91		
3	15	0		22.95	22.94	22.92		
3	1	0	16-QAM	22.95	23.03	23.15	12.85	0.0193
3	1	8		23.14	23.33	23.34		
3	1	14		23.23	23.20	23.02		
3	8	0		21.84	21.87	21.89		
3	8	4		21.92	22.04	21.92		
3	8	7		22.01	22.05	21.96		
3	15	0		21.95	21.91	21.91		
3	1	0	64-QAM	21.94	22.02	22.15	11.79	0.0151
3	1	8		22.08	22.28	22.18		
3	1	14		22.04	22.12	22.11		
3	8	0		20.85	20.86	20.94		
3	8	4		20.94	20.92	20.91		
3	8	7		20.90	21.05	20.95		
3	15	0		20.87	21.04	20.89		
3	1	0	256-QAM	19.29	19.28	19.24	8.84	0.0077
3	1	8		19.28	19.13	19.31		
3	1	14		19.07	19.28	19.14		
3	8	0		19.21	19.14	19.22		
3	8	4		19.10	19.22	19.33		
3	8	7		19.30	19.15	19.18		
3	15	0		19.21	19.17	19.25		
Limit	ERP < 3W			Result			Pass	



LTE Band 12 Maximum Average Power [dBm] (GT - LC = -8.34 dB)								
BW [MHz]	RB Size	RB Offset	Mod	Lowest	Middle	Highest	ERP (dBm)	ERP (W)
1.4	1	0	QPSK	23.87	23.83	23.97	13.48	0.0223
1.4	1	3		23.76	23.82	23.87		
1.4	1	5		23.79	23.77	23.87		
1.4	3	0		23.79	23.84	23.97		
1.4	3	1		23.78	23.86	23.90		
1.4	3	3		23.84	23.79	23.91		
1.4	6	0		22.97	22.89	22.90		
1.4	1	0	16-QAM	22.93	23.12	23.18	12.94	0.0197
1.4	1	3		23.11	23.35	23.28		
1.4	1	5		23.26	23.25	23.07		
1.4	3	0		22.98	23.09	23.16		
1.4	3	1		23.16	23.43	23.33		
1.4	3	3		23.22	23.23	22.99		
1.4	6	0		21.97	21.90	21.91		
1.4	1	0	64-QAM	21.93	22.02	22.10	11.80	0.0151
1.4	1	3		22.17	22.29	22.14		
1.4	1	5		22.06	22.08	22.09		
1.4	3	0		21.92	22.00	22.17		
1.4	3	1		22.08	22.23	22.15		
1.4	3	3		22.11	22.17	22.14		
1.4	6	0		20.89	21.04	20.90		
1.4	1	0	256-QAM	19.27	19.31	19.28	8.84	0.0077
1.4	1	3		19.24	19.16	19.30		
1.4	1	5		19.07	19.24	19.17		
1.4	3	0		19.26	19.32	19.33		
1.4	3	1		19.30	19.19	19.30		
1.4	3	3		19.13	19.26	19.12		
1.4	6	0		19.17	19.17	19.23		
Limit	ERP < 3W			Result			Pass	



LTE Band 13 Maximum Average Power [dBm] (GT - LC = -0.02 dB)								
BW [MHz]	RB Size	RB Offset	Mod	Lowest	Middle	Highest	ERP (dBm)	ERP (W)
10	1	0	QPSK		24.23		22.06	0.1607
10	1	25			24.20			
10	1	49			24.23			
10	25	0			23.30			
10	25	12			23.36			
10	25	25			23.37			
10	50	0			23.43			
10	1	0	16-QAM		23.44		21.43	0.1390
10	1	25			23.60			
10	1	49			23.49			
10	25	0			22.28			
10	25	12			22.34			
10	25	25			22.37			
10	50	0			22.40			
10	1	0	64-QAM		22.40		20.44	0.1107
10	1	25			22.61			
10	1	49			22.52			
10	25	0			21.27			
10	25	12			21.30			
10	25	25			21.36			
10	50	0			21.39			
10	1	0	256-QAM		19.26		17.09	0.0512
10	1	25			19.14			
10	1	49			19.08			
10	25	0			19.08			
10	25	12			19.10			
10	25	25			19.17			
10	50	0			19.06			
Limit	ERP < 3W			Result			Pass	



LTE Band 13 Maximum Average Power [dBm] (GT - LC = -0.02 dB)								
BW [MHz]	RB Size	RB Offset	Mod	Lowest	Middle	Highest	ERP (dBm)	ERP (W)
5	1	0	QPSK	24.15	24.15	24.16	22.05	0.1603
5	1	12		24.20	24.22	24.21		
5	1	24		24.20	24.21	24.20		
5	12	0		23.26	23.26	23.20		
5	12	7		23.32	23.28	23.36		
5	12	13		23.33	23.35	23.29		
5	25	0		23.36	23.42	23.40		
5	1	0	16-QAM	23.35	23.41	23.38	21.43	0.1390
5	1	12		23.60	23.50	23.52		
5	1	24		23.49	23.41	23.40		
5	12	0		22.28	22.24	22.27		
5	12	7		22.27	22.33	22.34		
5	12	13		22.31	22.35	22.34		
5	25	0		22.40	22.33	22.32		
5	1	0	64-QAM	22.34	22.40	22.30	20.43	0.1104
5	1	12		22.59	22.52	22.60		
5	1	24		22.46	22.52	22.43		
5	12	0		21.23	21.27	21.25		
5	12	7		21.29	21.21	21.21		
5	12	13		21.30	21.35	21.26		
5	25	0		21.32	21.30	21.33		
5	1	0	256-QAM	19.23	19.19	19.23	17.06	0.0508
5	1	12		19.14	19.12	19.13		
5	1	24		19.02	19.08	19.07		
5	12	0		19.04	19.03	19.02		
5	12	7		19.00	19.00	19.01		
5	12	13		19.17	19.17	19.16		
5	25	0		18.99	18.98	19.02		
Limit	ERP < 3W			Result			Pass	



LTE Band 17 Maximum Average Power [dBm] (GT - LC = -8.34 dB)								
BW [MHz]	RB Size	RB Offset	Mod	Lowest	Middle	Highest	ERP (dBm)	ERP (W)
10	1	0	QPSK	23.83	23.82	23.82	13.34	0.0216
10	1	25		23.80	23.81	23.78		
10	1	49		23.80	23.79	23.77		
10	25	0		22.96	22.95	22.91		
10	25	12		22.87	22.89	22.88		
10	25	25		22.95	22.87	22.78		
10	50	0		22.88	22.88	22.86		
10	1	0	16-QAM	23.08	22.98	23.02	12.75	0.0188
10	1	25		23.24	23.23	23.21		
10	1	49		23.12	23.03	23.04		
10	25	0		21.86	21.89	21.86		
10	25	12		21.92	21.92	21.97		
10	25	25		21.93	21.88	21.82		
10	50	0		21.90	21.90	21.89		
10	1	0	64-QAM	22.01	22.00	21.94	11.69	0.0148
10	1	25		22.18	22.15	22.09		
10	1	49		22.11	22.04	22.06		
10	25	0		20.88	20.85	20.86		
10	25	12		20.89	20.93	20.97		
10	25	25		20.98	20.90	20.83		
10	50	0		20.88	20.90	20.87		
10	1	0	256-QAM	19.19	19.34	19.19	8.85	0.0077
10	1	25		19.19	19.26	19.25		
10	1	49		19.34	19.18	19.27		
10	25	0		19.19	19.31	19.15		
10	25	12		19.34	19.33	19.15		
10	25	25		19.30	19.32	19.21		
10	50	0		19.18	19.14	19.21		
Limit	ERP < 3W			Result			Pass	



LTE Band 17 Maximum Average Power [dBm] (GT - LC = -8.34 dB)								
BW [MHz]	RB Size	RB Offset	Mod	Lowest	Middle	Highest	ERP (dBm)	ERP (W)
5	1	0	QPSK	23.74	23.81	23.80	13.32	0.0215
5	1	12		23.71	23.77	23.68		
5	1	24		23.76	23.69	23.74		
5	12	0		22.91	22.88	22.81		
5	12	7		22.78	22.79	22.78		
5	12	13		22.94	22.83	22.76		
5	25	0		22.83	22.84	22.80		
5	1	0	16-QAM	23.03	22.97	23.02	12.69	0.0186
5	1	12		23.18	23.16	23.16		
5	1	24		23.09	22.95	22.99		
5	12	0		21.77	21.84	21.80		
5	12	7		21.85	21.89	21.89		
5	12	13		21.91	21.78	21.72		
5	25	0		21.88	21.82	21.80		
5	1	0	64-QAM	21.99	21.97	21.93	11.65	0.0146
5	1	12		22.14	22.11	22.05		
5	1	24		22.03	21.98	22.06		
5	12	0		20.86	20.80	20.84		
5	12	7		20.84	20.86	20.90		
5	12	13		20.88	20.82	20.76		
5	25	0		20.86	20.84	20.82		
5	1	0	256-QAM	19.14	19.32	19.15	8.83	0.0076
5	1	12		19.17	19.26	19.17		
5	1	24		19.24	19.18	19.27		
5	12	0		19.14	19.21	19.11		
5	12	7		19.25	19.30	19.12		
5	12	13		19.21	19.22	19.11		
5	25	0		19.09	19.11	19.12		
Limit	ERP < 3W			Result			Pass	



LTE Band 26 (Part22H) Maximum Average Power [dBm] (GT - LC = -0.99 dB)								
BW [MHz]	RB Size	RB Offset	Mod	Lowest	Middle	Highest	ERP (dBm)	ERP (W)
15	1	0	QPSK	24.01	23.42	23.22	20.87	0.1222
15	1	37		23.45	23.37	23.98		
15	1	74		23.44	23.31	23.16		
15	36	0		22.99	22.26	22.65		
15	36	20		22.50	22.60	22.96		
15	36	39		22.98	23.10	22.81		
15	75	0		22.76	22.84	22.75		
15	1	0	16-QAM	23.31	22.90	22.61	20.17	0.1040
15	1	37		22.86	23.06	23.28		
15	1	74		22.80	22.86	22.50		
15	36	0		21.93	21.22	21.76		
15	36	20		21.55	21.76	22.08		
15	36	39		21.46	22.15	21.92		
15	75	0		21.76	21.57	21.88		
15	1	0	64-QAM	22.33	22.04	21.44	19.19	0.0830
15	1	37		21.72	21.73	22.13		
15	1	74		21.72	21.97	21.43		
15	36	0		20.95	20.34	20.76		
15	36	20		20.53	20.71	21.01		
15	36	39		20.51	21.11	20.91		
15	75	0		20.69	20.59	20.91		
15	1	0	256-QAM	19.26	19.07	19.18	16.29	0.0426
15	1	37		19.22	19.01	19.09		
15	1	74		19.26	19.43	19.12		
15	36	0		19.11	19.01	19.15		
15	36	20		19.11	19.08	19.24		
15	36	39		19.06	19.05	19.13		
15	75	0		19.18	19.29	19.21		
Limit	ERP < 7W			Result			Pass	



LTE Band 26 (Part22H) Maximum Average Power [dBm] (GT - LC = -0.99 dB)								
BW [MHz]	RB Size	RB Offset	Mod	Lowest	Middle	Highest	ERP (dBm)	ERP (W)
10	1	0	QPSK	23.51	23.92	23.17	20.78	0.1197
10	1	25		23.63	23.45	23.89		
10	1	49		23.44	23.41	23.11		
10	25	0		22.34	23.02	22.55		
10	25	12		22.43	22.33	22.94		
10	25	25		22.88	22.88	22.74		
10	50	0		22.54	22.60	22.73		
10	1	0	16-QAM	23.01	23.25	22.61	20.11	0.1026
10	1	25		22.87	22.68	23.24		
10	1	49		22.84	22.69	22.41		
10	25	0		21.41	21.93	21.73		
10	25	12		21.57	21.63	21.99		
10	25	25		22.01	21.46	21.85		
10	50	0		21.59	21.66	21.78		
10	1	0	64-QAM	21.82	22.37	21.37	19.23	0.0838
10	1	25		21.68	21.62	22.11		
10	1	49		21.67	21.60	21.34		
10	25	0		20.34	20.89	20.67		
10	25	12		20.78	20.39	21.01		
10	25	25		21.01	20.42	20.87		
10	50	0		20.70	20.60	20.82		
10	1	0	256-QAM	18.91	19.26	19.11	16.12	0.0409
10	1	25		19.16	19.04	19.01		
10	1	49		19.22	19.19	19.03		
10	25	0		19.17	19.02	19.07		
10	25	12		19.16	19.16	19.14		
10	25	25		19.03	19.09	19.06		
10	50	0		19.20	19.13	19.20		
Limit	ERP < 7W			Result			Pass	



LTE Band 26 (Part22H) Maximum Average Power [dBm] (GT - LC = -0.99 dB)								
BW [MHz]	RB Size	RB Offset	Mod	Lowest	Middle	Highest	ERP (dBm)	ERP (W)
5	1	0	QPSK	23.44	23.96	23.13	20.82	0.1208
5	1	12		23.42	23.47	23.90		
5	1	24		23.41	23.25	23.11		
5	12	0		22.31	23.03	22.56		
5	12	7		22.43	22.41	22.91		
5	12	13		22.88	23.02	22.78		
5	25	0		22.50	22.83	22.75		
5	1	0	16-QAM	22.97	23.27	22.57	20.13	0.1030
5	1	12		23.02	22.77	23.20		
5	1	24		22.93	22.82	22.47		
5	12	0		21.42	21.83	21.72		
5	12	7		21.65	21.54	22.03		
5	12	13		22.16	21.37	21.88		
5	25	0		21.77	21.68	21.84		
5	1	0	64-QAM	21.91	22.34	21.39	19.20	0.0832
5	1	12		21.80	21.71	22.13		
5	1	24		21.71	21.62	21.43		
5	12	0		20.37	20.92	20.73		
5	12	7		20.71	20.49	21.00		
5	12	13		20.99	20.51	20.90		
5	25	0		20.70	20.57	20.83		
5	1	0	256-QAM	19.10	19.26	19.14	16.12	0.0409
5	1	12		19.20	19.23	19.09		
5	1	24		19.19	19.14	19.10		
5	12	0		19.06	19.16	19.15		
5	12	7		19.26	19.01	19.19		
5	12	13		19.09	19.06	19.04		
5	25	0		19.07	19.25	19.11		
Limit	ERP < 7W			Result			Pass	



LTE Band 26 (Part22H) Maximum Average Power [dBm] (GT - LC = -0.99 dB)								
BW [MHz]	RB Size	RB Offset	Mod	Lowest	Middle	Highest	ERP (dBm)	ERP (W)
3	1	0	QPSK	23.46	23.86	23.17	20.81	0.1205
3	1	8		23.63	23.43	23.95		
3	1	14		23.54	23.41	23.16		
3	8	0		22.22	23.06	22.55		
3	8	4		22.54	22.33	22.88		
3	8	7		22.92	22.96	22.78		
3	15	0		22.51	22.78	22.68		
3	1	0	16-QAM	22.93	23.35	22.57	20.21	0.1050
3	1	8		22.88	22.81	23.20		
3	1	14		22.72	22.67	22.45		
3	8	0		21.33	21.77	21.70		
3	8	4		21.63	21.42	22.06		
3	8	7		22.06	21.36	21.83		
3	15	0		21.62	21.63	21.84		
3	1	0	64-QAM	21.88	22.25	21.36	19.11	0.0815
3	1	8		21.86	21.72	22.10		
3	1	14		21.76	21.76	21.36		
3	8	0		20.50	20.92	20.66		
3	8	4		20.66	20.45	20.97		
3	8	7		21.10	20.39	20.81		
3	15	0		20.72	20.69	20.81		
3	1	0	256-QAM	18.98	19.18	19.13	16.13	0.0410
3	1	8		19.17	19.08	19.02		
3	1	14		19.27	19.17	19.12		
3	8	0		19.12	19.07	19.08		
3	8	4		19.21	19.08	19.22		
3	8	7		19.05	19.08	19.06		
3	15	0		19.17	19.15	19.15		
Limit	ERP < 7W			Result			Pass	



LTE Band 26 (Part22H) Maximum Average Power [dBm] (GT - LC = -0.99 dB)								
BW [MHz]	RB Size	RB Offset	Mod	Lowest	Middle	Highest	ERP (dBm)	ERP (W)
1.4	1	0	QPSK	23.54	24.00	23.18	20.86	0.1219
1.4	1	3		23.59	23.44	23.95		
1.4	1	5		23.43	23.28	23.11		
1.4	3	0		23.32	23.94	23.15		
1.4	3	1		23.42	23.53	23.88		
1.4	3	3		23.44	23.40	23.15		
1.4	6	0		22.66	22.69	22.69		
1.4	1	0	16-QAM	23.15	23.26	22.61	20.15	0.1035
1.4	1	3		22.82	22.86	23.20		
1.4	1	5		22.89	22.76	22.47		
1.4	3	0		22.97	23.29	22.55		
1.4	3	1		22.81	22.87	23.20		
1.4	3	3		22.85	22.67	22.42		
1.4	6	0		21.59	21.58	21.82		
1.4	1	0	64-QAM	21.77	22.35	21.41	19.21	0.0834
1.4	1	3		21.75	21.57	22.12		
1.4	1	5		21.80	21.77	21.35		
1.4	3	0		21.88	22.16	21.42		
1.4	3	1		21.75	21.65	22.03		
1.4	3	3		21.83	21.76	21.34		
1.4	6	0		20.72	20.66	20.81		
1.4	1	0	256-QAM	19.11	19.21	19.17	16.20	0.0417
1.4	1	3		19.01	19.03	19.00		
1.4	1	5		19.31	19.13	19.12		
1.4	3	0		18.94	19.34	19.15		
1.4	3	1		19.09	19.18	19.04		
1.4	3	3		19.19	19.20	19.07		
1.4	6	0		19.14	19.01	19.16		
Limit	ERP < 7W			Result			Pass	



LTE Band 38 Maximum Average Power [dBm] (GT - LC = 0.65 dB)								
BW [MHz]	RB Size	RB Offset	Mod	Lowest	Middle	Highest	EIRP (dBm)	EIRP (W)
20	1	0	QPSK	24.78	24.70	24.87	25.52	0.3565
20	1	49		24.71	24.74	24.83		
20	1	99		24.74	24.73	24.86		
20	50	0		22.90	22.94	23.04		
20	50	24		22.90	22.98	23.02		
20	50	50		22.98	22.96	23.04		
20	100	0		22.85	22.94	22.96		
20	1	0	16-QAM	23.56	23.85	23.86	24.63	0.2904
20	1	49		23.80	23.85	23.89		
20	1	99		23.73	23.79	23.98		
20	50	0		21.81	21.95	21.85		
20	50	24		21.96	21.90	22.04		
20	50	50		21.90	21.94	22.12		
20	100	0		21.90	21.90	21.94		
20	1	0	64-QAM	22.64	22.76	22.83	23.60	0.2291
20	1	49		22.74	22.72	22.90		
20	1	99		22.76	22.85	22.95		
20	50	0		21.80	21.95	21.87		
20	50	24		21.92	21.98	21.95		
20	50	50		21.91	21.91	21.89		
20	100	0		21.84	21.90	21.98		
20	1	0	256-QAM	19.09	19.22	19.22	19.87	0.0971
20	1	49		19.03	19.12	19.07		
20	1	99		19.11	19.03	19.16		
20	50	0		19.09	19.04	19.18		
20	50	24		19.17	19.16	19.03		
20	50	50		19.05	19.12	19.13		
20	100	0		19.19	19.04	19.02		
Limit	EIRP < 2W			Result			Pass	



LTE Band 38 Maximum Average Power [dBm] (GT - LC = 0.65 dB)								
BW [MHz]	RB Size	RB Offset	Mod	Lowest	Middle	Highest	EIRP (dBm)	EIRP (W)
15	1	0	QPSK	24.68	24.61	24.83	25.48	0.3532
15	1	37		24.64	24.68	24.74		
15	1	74		24.73	24.63	24.82		
15	36	0		22.85	22.86	22.78		
15	36	20		22.87	22.90	22.93		
15	36	39		22.96	22.88	23.04		
15	75	0		22.79	22.93	22.95		
15	1	0	16-QAM	23.56	23.84	23.83	24.63	0.2904
15	1	37		23.71	23.81	23.80		
15	1	74		23.63	23.73	23.98		
15	36	0		21.76	21.85	21.84		
15	36	20		21.95	21.81	22.02		
15	36	39		21.80	21.85	22.04		
15	75	0		21.84	21.80	21.85		
15	1	0	64-QAM	22.56	22.74	22.76	23.58	0.2280
15	1	37		22.66	22.67	22.85		
15	1	74		22.72	22.75	22.93		
15	36	0		21.79	21.93	21.82		
15	36	20		21.83	21.96	21.88		
15	36	39		21.88	21.90	21.86		
15	75	0		21.81	21.88	21.98		
15	1	0	256-QAM	19.01	19.22	19.22	19.87	0.0971
15	1	37		18.98	19.05	19.02		
15	1	74		19.08	19.00	19.07		
15	36	0		19.01	18.97	19.11		
15	36	20		19.15	19.09	18.97		
15	36	39		19.02	19.11	19.09		
15	75	0		19.12	18.96	18.99		
Limit	EIRP < 2W			Result			Pass	



LTE Band 38 Maximum Average Power [dBm] (GT - LC = 0.65 dB)								
BW [MHz]	RB Size	RB Offset	Mod	Lowest	Middle	Highest	EIRP (dBm)	EIRP (W)
10	1	0	QPSK	24.68	24.67	24.77	25.45	0.3508
10	1	25		24.69	24.64	24.77		
10	1	49		24.74	24.66	24.80		
10	25	0		22.80	22.85	22.77		
10	25	12		22.83	22.97	22.94		
10	25	25		22.89	22.89	23.02		
10	50	0		22.82	22.88	22.96		
10	1	0	16-QAM	23.47	23.83	23.77	24.54	0.2844
10	1	25		23.76	23.75	23.88		
10	1	49		23.70	23.69	23.89		
10	25	0		21.80	21.94	21.83		
10	25	12		21.90	21.86	21.99		
10	25	25		21.88	21.88	22.09		
10	50	0		21.83	21.87	21.86		
10	1	0	64-QAM	22.58	22.75	22.74	23.51	0.2244
10	1	25		22.72	22.72	22.81		
10	1	49		22.67	22.82	22.86		
10	25	0		21.70	21.94	21.77		
10	25	12		21.84	21.98	21.94		
10	25	25		21.87	21.81	21.82		
10	50	0		21.78	21.85	21.89		
10	1	0	256-QAM	19.05	19.22	19.22	19.87	0.0971
10	1	25		19.02	19.08	19.07		
10	1	49		19.10	19.02	19.13		
10	25	0		19.07	18.99	19.08		
10	25	12		19.16	19.06	18.95		
10	25	25		19.03	19.06	19.11		
10	50	0		19.17	18.96	19.01		
Limit	EIRP < 2W			Result			Pass	



LTE Band 38 Maximum Average Power [dBm] (GT - LC = 0.65 dB)								
BW [MHz]	RB Size	RB Offset	Mod	Lowest	Middle	Highest	EIRP (dBm)	EIRP (W)
5	1	0	QPSK	24.71	24.67	24.79	25.49	0.3540
5	1	12		24.67	24.70	24.83		
5	1	24		24.69	24.68	24.84		
5	12	0		22.85	22.91	22.85		
5	12	7		22.84	22.98	22.97		
5	12	13		22.96	22.90	22.98		
5	25	0		22.85	22.87	22.92		
5	1	0	16-QAM	23.55	23.83	23.78	24.61	0.2891
5	1	12		23.73	23.84	23.85		
5	1	24		23.66	23.69	23.96		
5	12	0		21.81	21.85	21.76		
5	12	7		21.96	21.81	21.97		
5	12	13		21.87	21.84	22.12		
5	25	0		21.88	21.87	21.89		
5	1	0	64-QAM	22.59	22.71	22.83	23.54	0.2259
5	1	12		22.66	22.70	22.89		
5	1	24		22.74	22.81	22.88		
5	12	0		21.78	21.85	21.81		
5	12	7		21.90	21.88	21.85		
5	12	13		21.81	21.86	21.83		
5	25	0		21.84	21.84	21.92		
5	1	0	256-QAM	19.01	19.19	19.17	19.84	0.0964
5	1	12		19.01	19.06	19.07		
5	1	24		19.02	19.02	19.12		
5	12	0		18.99	18.94	19.17		
5	12	7		19.12	19.11	18.96		
5	12	13		18.98	19.04	19.08		
5	25	0		19.15	19.03	18.92		
Limit	EIRP < 2W			Result			Pass	



LTE Band 41(HPUE) Maximum Average Power [dBm] (GT - LC = 1.22 dB)								
BW [MHz]	RB Size	RB Offset	Mod	Lowest	Middle	Highest	EIRP (dBm)	EIRP (W)
20	1	0	QPSK	26.63	26.50	26.76	27.98	0.6281
20	1	49		26.56	26.42	26.58		
20	1	99		26.55	26.54	26.70		
20	50	0		25.71	25.59	25.84		
20	50	24		25.69	25.54	25.81		
20	50	50		25.66	25.61	25.72		
20	100	0		25.63	25.50	25.77		
20	1	0	16-QAM	25.90	25.66	25.89	27.20	0.5248
20	1	49		25.80	25.79	25.82		
20	1	99		25.92	25.89	25.98		
20	50	0		24.67	24.45	24.70		
20	50	24		24.63	24.51	24.74		
20	50	50		24.61	24.62	24.70		
20	100	0		24.62	24.48	24.73		
20	1	0	64-QAM	24.82	24.69	24.86	26.16	0.4130
20	1	49		24.85	24.78	24.90		
20	1	99		24.85	24.90	24.94		
20	50	0		23.67	23.45	23.68		
20	50	24		23.65	23.52	23.74		
20	50	50		23.63	23.62	23.68		
20	100	0		23.61	23.48	23.71		
20	1	0	256-QAM	21.71	21.81	21.70	23.03	0.2009
20	1	49		21.81	21.74	21.68		
20	1	99		21.69	21.72	21.73		
20	50	0		21.69	21.72	21.63		
20	50	24		21.74	21.81	21.77		
20	50	50		21.81	21.61	21.73		
20	100	0		21.77	21.73	21.75		
Limit	EIRP < 2W			Result			Pass	



LTE Band 41(HPUE) Maximum Average Power [dBm] (GT - LC = 1.22 dB)								
BW [MHz]	RB Size	RB Offset	Mod	Lowest	Middle	Highest	EIRP (dBm)	EIRP (W)
15	1	0	QPSK	26.58	26.45	26.75	27.97	0.6266
15	1	37		26.50	26.32	26.55		
15	1	74		26.46	26.53	26.66		
15	36	0		25.61	25.52	25.74		
15	36	20		25.67	25.47	25.79		
15	36	39		25.61	25.53	25.62		
15	75	0		25.59	25.41	25.71		
15	1	0	16-QAM	25.81	25.62	25.81	27.12	0.5152
15	1	37		25.71	25.73	25.75		
15	1	74		25.90	25.88	25.88		
15	36	0		24.64	24.36	24.70		
15	36	20		24.62	24.41	24.73		
15	36	39		24.54	24.55	24.70		
15	75	0		24.56	24.41	24.68		
15	1	0	64-QAM	24.79	24.69	24.86	26.15	0.4121
15	1	37		24.79	24.74	24.90		
15	1	74		24.84	24.85	24.93		
15	36	0		23.60	23.37	23.63		
15	36	20		23.57	23.43	23.72		
15	36	39		23.62	23.58	23.62		
15	75	0		23.54	23.40	23.62		
15	1	0	256-QAM	21.71	21.77	21.63	23.02	0.2004
15	1	37		21.78	21.71	21.67		
15	1	74		21.68	21.72	21.65		
15	36	0		21.69	21.71	21.53		
15	36	20		21.68	21.77	21.73		
15	36	39		21.80	21.55	21.71		
15	75	0		21.75	21.63	21.72		
Limit	EIRP < 2W			Result			Pass	



LTE Band 41(HPUE) Maximum Average Power [dBm] (GT - LC = 1.22 dB)								
BW [MHz]	RB Size	RB Offset	Mod	Lowest	Middle	Highest	EIRP (dBm)	EIRP (W)
10	1	0	QPSK	26.54	26.43	26.67	27.91	0.6180
10	1	25		26.46	26.35	26.52		
10	1	49		26.49	26.46	26.69		
10	25	0		25.62	25.53	25.77		
10	25	12		25.62	25.52	25.73		
10	25	25		25.56	25.51	25.69		
10	50	0		25.55	25.43	25.72		
10	1	0	16-QAM	25.86	25.61	25.89	27.13	0.5164
10	1	25		25.74	25.72	25.75		
10	1	49		25.90	25.81	25.91		
10	25	0		24.66	24.37	24.65		
10	25	12		24.59	24.47	24.66		
10	25	25		24.61	24.62	24.60		
10	50	0		24.54	24.39	24.70		
10	1	0	64-QAM	24.80	24.61	24.81	26.16	0.4130
10	1	25		24.80	24.77	24.81		
10	1	49		24.80	24.80	24.94		
10	25	0		23.60	23.43	23.68		
10	25	12		23.62	23.49	23.74		
10	25	25		23.59	23.62	23.65		
10	50	0		23.51	23.39	23.67		
10	1	0	256-QAM	21.71	21.78	21.67	23.01	0.2000
10	1	25		21.74	21.70	21.60		
10	1	49		21.62	21.72	21.68		
10	25	0		21.63	21.65	21.59		
10	25	12		21.69	21.79	21.75		
10	25	25		21.75	21.55	21.64		
10	50	0		21.68	21.65	21.71		
Limit	EIRP < 2W			Result			Pass	



LTE Band 41(HPUE) Maximum Average Power [dBm] (GT - LC = 1.22 dB)								
BW [MHz]	RB Size	RB Offset	Mod	Lowest	Middle	Highest	EIRP (dBm)	EIRP (W)
5	1	0	QPSK	26.54	26.49	26.66	27.92	0.6194
5	1	12		26.50	26.32	26.48		
5	1	24		26.54	26.52	26.70		
5	12	0		25.65	25.50	25.80		
5	12	7		25.61	25.51	25.77		
5	12	13		25.60	25.59	25.69		
5	25	0		25.57	25.49	25.74		
5	1	0	16-QAM	25.83	25.63	25.87	27.19	0.5236
5	1	12		25.80	25.75	25.75		
5	1	24		25.83	25.84	25.97		
5	12	0		24.65	24.42	24.63		
5	12	7		24.53	24.47	24.73		
5	12	13		24.53	24.59	24.63		
5	25	0		24.61	24.43	24.68		
5	1	0	64-QAM	24.79	24.64	24.76	26.12	0.4093
5	1	12		24.81	24.78	24.81		
5	1	24		24.84	24.82	24.90		
5	12	0		23.60	23.40	23.68		
5	12	7		23.60	23.42	23.72		
5	12	13		23.53	23.58	23.58		
5	25	0		23.51	23.45	23.63		
5	1	0	256-QAM	21.66	21.81	21.70	23.03	0.2009
5	1	12		21.77	21.67	21.60		
5	1	24		21.59	21.64	21.69		
5	12	0		21.67	21.67	21.59		
5	12	7		21.71	21.73	21.74		
5	12	13		21.75	21.55	21.68		
5	25	0		21.70	21.72	21.68		
Limit	EIRP < 2W			Result			Pass	



LTE Band 30 Maximum Average Power [dBm] (GT - LC = 0.56 dB)								
BW [MHz]	RB Size	RB Offset	Mod	Lowest	Middle	Highest	EIRP (dBm)	EIRP (W)
10	1	0	QPSK		22.25		22.81	0.1910
10	1	25			22.25			
10	1	49			22.18			
10	25	0			21.23			
10	25	12			21.27			
10	25	25			21.25			
10	50	0			21.24			
10	1	0	16-QAM		21.43		22.04	0.1600
10	1	25			21.45			
10	1	49			21.48			
10	25	0			20.26			
10	25	12			20.30			
10	25	25			20.27			
10	50	0			20.26			
10	1	0	64-QAM		20.42		20.99	0.1256
10	1	25			20.43			
10	1	49			20.36			
10	25	0			19.29			
10	25	12			19.31			
10	25	25			19.28			
10	50	0			19.25			
10	1	0	256-QAM		17.45		18.02	0.0634
10	1	25			17.39			
10	1	49			17.41			
10	25	0			17.43			
10	25	12			17.31			
10	25	25			17.46			
10	50	0			17.42			
Limit	EIRP < 250mW/5MHz			Result			Pass	

Total EIRP power is less than partial EIRP limit 250 mW/5MHz.



LTE Band 30 Maximum Average Power [dBm] (GT - LC = 0.56 dB)								
BW [MHz]	RB Size	RB Offset	Mod	Lowest	Middle	Highest	EIRP (dBm)	EIRP (W)
5	1	0	QPSK	22.17	22.24	22.15	22.80	0.1905
5	1	12		22.15	22.22	22.15		
5	1	24		22.18	22.15	22.10		
5	12	0		21.13	21.14	21.23		
5	12	7		21.17	21.20	21.24		
5	12	13		21.19	21.24	21.19		
5	25	0		21.17	21.23	21.18		
5	1	0	16-QAM	21.35	21.39	21.41	22.01	0.1589
5	1	12		21.41	21.39	21.38		
5	1	24		21.40	21.41	21.45		
5	12	0		20.26	20.25	20.19		
5	12	7		20.25	20.24	20.24		
5	12	13		20.26	20.25	20.20		
5	25	0		20.20	20.25	20.18		
5	1	0	64-QAM	20.40	20.34	20.33	20.96	0.1247
5	1	12		20.35	20.38	20.33		
5	1	24		20.33	20.35	20.30		
5	12	0		19.23	19.25	19.20		
5	12	7		19.24	19.31	19.28		
5	12	13		19.26	19.27	19.25		
5	25	0		19.20	19.25	19.15		
5	1	0	256-QAM	17.41	17.43	17.35	17.99	0.0630
5	1	12		17.39	17.34	17.36		
5	1	24		17.33	17.40	17.35		
5	12	0		17.40	17.41	17.37		
5	12	7		17.25	17.26	17.28		
5	12	13		17.43	17.37	17.41		
5	25	0		17.38	17.34	17.36		
Limit	EIRP < 250mW/5MHz			Result			Pass	

Total EIRP power is less than partial EIRP limit 250 mW/5MHz.



LTE Band 66 Maximum Average Power [dBm] (GT - LC = 0.24 dB)								
BW [MHz]	RB Size	RB Offset	Mod	Lowest	Middle	Highest	EIRP (dBm)	EIRP (W)
20	1	0	QPSK	23.70	23.88	23.91	24.15	0.2600
20	1	49		23.63	23.85	23.87		
20	1	99		23.69	23.88	23.79		
20	50	0		22.75	22.89	22.97		
20	50	24		22.73	22.89	22.95		
20	50	50		22.68	22.87	22.94		
20	100	0		22.70	22.84	22.96		
20	1	0	16-QAM	23.01	23.23	23.20	23.51	0.2244
20	1	49		22.89	23.15	23.27		
20	1	99		22.90	23.24	23.13		
20	50	0		21.62	21.87	21.96		
20	50	24		21.69	21.88	21.94		
20	50	50		21.65	21.93	21.98		
20	100	0		21.70	21.85	21.90		
20	1	0	64-QAM	21.92	22.17	22.20	22.44	0.1754
20	1	49		21.86	22.04	22.17		
20	1	99		21.97	22.16	22.04		
20	50	0		20.65	20.88	20.95		
20	50	24		20.70	20.86	20.97		
20	50	50		20.70	20.92	20.98		
20	100	0		20.70	20.88	20.94		
20	1	0	256-QAM	19.14	19.34	19.14	19.58	0.0908
20	1	49		19.30	19.27	19.22		
20	1	99		19.30	19.18	19.34		
20	50	0		19.22	19.31	19.18		
20	50	24		19.16	19.15	19.20		
20	50	50		19.21	19.26	19.27		
20	100	0		19.16	19.15	19.18		
Limit	EIRP < 1W			Result			Pass	



LTE Band 66 Maximum Average Power [dBm] (GT - LC = 0.24 dB)								
BW [MHz]	RB Size	RB Offset	Mod	Lowest	Middle	Highest	EIRP (dBm)	EIRP (W)
15	1	0	QPSK	23.66	23.88	23.88	24.12	0.2582
15	1	37		23.55	23.82	23.79		
15	1	74		23.64	23.86	23.72		
15	36	0		22.70	22.80	22.94		
15	36	20		22.70	22.81	22.92		
15	36	39		22.66	22.82	22.86		
15	75	0		22.62	22.76	22.89		
15	1	0	16-QAM	23.01	23.20	23.15	23.46	0.2218
15	1	37		22.81	23.11	23.19		
15	1	74		22.89	23.22	23.12		
15	36	0		21.59	21.78	21.94		
15	36	20		21.66	21.85	21.85		
15	36	39		21.64	21.88	21.90		
15	75	0		21.67	21.80	21.88		
15	1	0	64-QAM	21.82	22.16	22.18	22.42	0.1746
15	1	37		21.81	22.03	22.16		
15	1	74		21.87	22.13	22.01		
15	36	0		20.58	20.81	20.89		
15	36	20		20.69	20.80	20.88		
15	36	39		20.66	20.86	20.96		
15	75	0		20.67	20.88	20.85		
15	1	0	256-QAM	19.04	19.33	19.11	19.57	0.0906
15	1	37		19.26	19.18	19.12		
15	1	74		19.26	19.10	19.24		
15	36	0		19.22	19.23	19.18		
15	36	20		19.16	19.13	19.17		
15	36	39		19.17	19.20	19.18		
15	75	0		19.12	19.08	19.12		
Limit	EIRP < 1W			Result			Pass	



LTE Band 66 Maximum Average Power [dBm] (GT - LC = 0.24 dB)								
BW [MHz]	RB Size	RB Offset	Mod	Lowest	Middle	Highest	EIRP (dBm)	EIRP (W)
10	1	0	QPSK	23.70	23.86	23.89	24.13	0.2588
10	1	25		23.57	23.78	23.85		
10	1	49		23.60	23.80	23.71		
10	25	0		22.65	22.80	22.87		
10	25	12		22.67	22.82	22.85		
10	25	25		22.67	22.80	22.94		
10	50	0		22.69	22.78	22.91		
10	1	0	16-QAM	22.92	23.17	23.15	23.51	0.2244
10	1	25		22.89	23.14	23.27		
10	1	49		22.85	23.15	23.12		
10	25	0		21.54	21.81	21.93		
10	25	12		21.65	21.81	21.90		
10	25	25		21.60	21.85	21.96		
10	50	0		21.60	21.82	21.82		
10	1	0	64-QAM	21.90	22.09	22.14	22.38	0.1730
10	1	25		21.79	22.04	22.09		
10	1	49		21.94	22.06	21.95		
10	25	0		20.65	20.88	20.85		
10	25	12		20.65	20.82	20.96		
10	25	25		20.70	20.89	20.98		
10	50	0		20.61	20.83	20.84		
10	1	0	256-QAM	19.05	19.33	19.14	19.57	0.0906
10	1	25		19.21	19.20	19.22		
10	1	49		19.20	19.14	19.24		
10	25	0		19.21	19.23	19.13		
10	25	12		19.10	19.08	19.12		
10	25	25		19.12	19.18	19.24		
10	50	0		19.06	19.12	19.12		
Limit	EIRP < 1W			Result			Pass	



LTE Band 66 Maximum Average Power [dBm] (GT - LC = 0.24 dB)								
BW [MHz]	RB Size	RB Offset	Mod	Lowest	Middle	Highest	EIRP (dBm)	EIRP (W)
5	1	0	QPSK	23.63	23.84	23.87	24.11	0.2576
5	1	12		23.59	23.79	23.79		
5	1	24		23.66	23.79	23.78		
5	12	0		22.69	22.81	22.87		
5	12	7		22.69	22.85	22.89		
5	12	13		22.58	22.83	22.88		
5	25	0		22.66	22.78	22.92		
5	1	0	16-QAM	22.92	23.17	23.18	23.47	0.2223
5	1	12		22.84	23.12	23.23		
5	1	24		22.84	23.20	23.08		
5	12	0		21.54	21.86	21.92		
5	12	7		21.62	21.88	21.93		
5	12	13		21.61	21.86	21.90		
5	25	0		21.69	21.78	21.85		
5	1	0	64-QAM	21.84	22.10	22.15	22.40	0.1738
5	1	12		21.85	21.94	22.16		
5	1	24		21.95	22.07	22.03		
5	12	0		20.64	20.87	20.88		
5	12	7		20.65	20.82	20.91		
5	12	13		20.62	20.88	20.90		
5	25	0		20.68	20.87	20.87		
5	1	0	256-QAM	19.09	19.28	19.13	19.57	0.0906
5	1	12		19.27	19.18	19.13		
5	1	24		19.27	19.15	19.33		
5	12	0		19.13	19.26	19.14		
5	12	7		19.09	19.13	19.19		
5	12	13		19.12	19.18	19.19		
5	25	0		19.13	19.12	19.17		
Limit	EIRP < 1W			Result			Pass	



LTE Band 66 Maximum Average Power [dBm] (GT - LC = 0.24 dB)								
BW [MHz]	RB Size	RB Offset	Mod	Lowest	Middle	Highest	EIRP (dBm)	EIRP (W)
3	1	0	QPSK	23.67	23.87	23.82	24.11	0.2576
3	1	8		23.58	23.85	23.78		
3	1	14		23.63	23.82	23.74		
3	8	0		22.75	22.85	22.88		
3	8	4		22.66	22.89	22.87		
3	8	7		22.61	22.78	22.92		
3	15	0		22.67	22.74	22.89		
3	1	0	16-QAM	22.93	23.22	23.19	23.51	0.2244
3	1	8		22.85	23.15	23.27		
3	1	14		22.90	23.19	23.13		
3	8	0		21.59	21.80	21.86		
3	8	4		21.65	21.85	21.87		
3	8	7		21.61	21.87	21.92		
3	15	0		21.60	21.77	21.84		
3	1	0	64-QAM	21.83	22.10	22.20	22.44	0.1754
3	1	8		21.80	21.98	22.07		
3	1	14		21.96	22.13	22.02		
3	8	0		20.57	20.84	20.90		
3	8	4		20.70	20.78	20.87		
3	8	7		20.64	20.83	20.98		
3	15	0		20.66	20.85	20.85		
3	1	0	256-QAM	19.13	19.25	19.11	19.54	0.0899
3	1	8		19.24	19.17	19.12		
3	1	14		19.24	19.18	19.30		
3	8	0		19.18	19.23	19.14		
3	8	4		19.16	19.12	19.13		
3	8	7		19.19	19.19	19.20		
3	15	0		19.15	19.08	19.10		
Limit	EIRP < 1W			Result			Pass	



LTE Band 66 Maximum Average Power [dBm] (GT - LC = 0.24 dB)								
BW [MHz]	RB Size	RB Offset	Mod	Lowest	Middle	Highest	EIRP (dBm)	EIRP (W)
1.4	1	0	QPSK	23.68	23.80	23.84	24.11	0.2576
1.4	1	3		23.61	23.76	23.79		
1.4	1	5		23.68	23.78	23.75		
1.4	3	0		23.66	23.86	23.87		
1.4	3	1		23.53	23.77	23.83		
1.4	3	3		23.69	23.80	23.76		
1.4	6	0		22.67	22.81	22.89		
1.4	1	0	16-QAM	22.99	23.19	23.19	23.48	0.2228
1.4	1	3		22.84	23.05	23.18		
1.4	1	5		22.83	23.24	23.07		
1.4	3	0		22.98	23.17	23.13		
1.4	3	1		22.87	23.13	23.24		
1.4	3	3		22.88	23.21	23.04		
1.4	6	0		21.65	21.78	21.86		
1.4	1	0	64-QAM	21.83	22.11	22.10	22.41	0.1742
1.4	1	3		21.86	21.99	22.15		
1.4	1	5		21.97	22.11	21.94		
1.4	3	0		21.89	22.16	22.17		
1.4	3	1		21.84	21.96	22.13		
1.4	3	3		21.90	22.16	21.97		
1.4	6	0		20.60	20.85	20.90		
1.4	1	0	256-QAM	19.08	19.29	19.13	19.58	0.0908
1.4	1	3		19.24	19.23	19.21		
1.4	1	5		19.23	19.08	19.28		
1.4	3	0		19.10	19.31	19.05		
1.4	3	1		19.22	19.25	19.12		
1.4	3	3		19.24	19.18	19.34		
1.4	6	0		19.08	19.06	19.16		
Limit	EIRP < 1W			Result			Pass	



LTE Band 71 Maximum Average Power [dBm] (GT - LC = -8.32 dB)								
BW [MHz]	RB Size	RB Offset	Mod	Lowest	Middle	Highest	ERP (dBm)	ERP (W)
20	1	0	QPSK	23.85	23.86	23.90	13.43	0.0220
20	1	49		23.75	23.85	23.82		
20	1	99		23.76	23.81	23.77		
20	50	0		22.96	22.95	22.96		
20	50	24		22.92	22.88	22.94		
20	50	50		22.95	22.92	22.88		
20	100	0		22.92	22.88	22.93		
20	1	0	16-QAM	23.05	23.07	23.12	12.79	0.0190
20	1	49		23.17	23.14	23.12		
20	1	99		23.23	23.26	23.09		
20	50	0		21.85	21.89	21.86		
20	50	24		21.94	21.92	21.94		
20	50	50		21.95	21.90	21.89		
20	100	0		21.93	21.87	21.93		
20	1	0	64-QAM	22.15	21.90	22.04	11.68	0.0147
20	1	49		22.06	21.96	22.07		
20	1	99		22.04	22.02	22.05		
20	50	0		20.86	20.89	20.87		
20	50	24		20.91	20.89	20.93		
20	50	50		20.94	20.90	20.89		
20	100	0		20.93	20.88	20.95		
20	1	0	256-QAM	19.16	19.27	19.17	8.80	0.0076
20	1	49		19.15	19.25	19.14		
20	1	99		19.24	19.25	19.16		
20	50	0		19.17	19.10	19.23		
20	50	24		19.25	19.10	19.12		
20	50	50		19.25	19.21	19.22		
20	100	0		19.18	19.19	19.13		
Limit	ERP < 3W			Result			Pass	



LTE Band 71 Maximum Average Power [dBm] (GT - LC = -8.32 dB)								
BW [MHz]	RB Size	RB Offset	Mod	Lowest	Middle	Highest	ERP (dBm)	ERP (W)
15	1	0	QPSK	23.75	23.79	23.82	13.35	0.0216
15	1	37		23.72	23.76	23.78		
15	1	74		23.74	23.74	23.70		
15	36	0		22.90	22.94	22.86		
15	36	20		22.91	22.85	22.92		
15	36	39		22.90	22.92	22.88		
15	75	0		22.92	22.80	22.86		
15	1	0	16-QAM	23.05	23.06	23.05	12.79	0.0190
15	1	37		23.16	23.08	23.12		
15	1	74		23.20	23.26	23.08		
15	36	0		21.77	21.89	21.79		
15	36	20		21.94	21.92	21.84		
15	36	39		21.92	21.90	21.82		
15	75	0		21.88	21.78	21.93		
15	1	0	64-QAM	22.11	21.87	22.00	11.64	0.0146
15	1	37		22.06	21.89	22.01		
15	1	74		21.99	21.93	21.99		
15	36	0		20.77	20.82	20.87		
15	36	20		20.83	20.82	20.90		
15	36	39		20.92	20.89	20.87		
15	75	0		20.84	20.82	20.93		
15	1	0	256-QAM	19.13	19.19	19.12	8.78	0.0076
15	1	37		19.05	19.17	19.04		
15	1	74		19.18	19.22	19.08		
15	36	0		19.10	19.07	19.20		
15	36	20		19.16	19.06	19.04		
15	36	39		19.25	19.17	19.13		
15	75	0		19.16	19.13	19.13		
Limit	ERP < 3W			Result			Pass	



LTE Band 71 Maximum Average Power [dBm] (GT - LC = -8.32 dB)								
BW [MHz]	RB Size	RB Offset	Mod	Lowest	Middle	Highest	ERP (dBm)	ERP (W)
10	1	0	QPSK	23.77	23.78	23.81	13.35	0.0216
10	1	25		23.69	23.78	23.82		
10	1	49		23.66	23.78	23.69		
10	25	0		22.92	22.89	22.87		
10	25	12		22.82	22.81	22.84		
10	25	25		22.91	22.84	22.87		
10	50	0		22.92	22.81	22.91		
10	1	0	16-QAM	22.95	23.05	23.07	12.73	0.0187
10	1	25		23.08	23.11	23.03		
10	1	49		23.18	23.20	23.06		
10	25	0		21.76	21.86	21.84		
10	25	12		21.85	21.85	21.94		
10	25	25		21.92	21.82	21.79		
10	50	0		21.89	21.86	21.89		
10	1	0	64-QAM	22.05	21.89	21.95	11.60	0.0145
10	1	25		22.02	21.96	22.07		
10	1	49		21.97	22.02	22.01		
10	25	0		20.77	20.80	20.82		
10	25	12		20.90	20.85	20.92		
10	25	25		20.90	20.88	20.81		
10	50	0		20.84	20.87	20.86		
10	1	0	256-QAM	19.07	19.27	19.09	8.80	0.0076
10	1	25		19.14	19.17	19.11		
10	1	49		19.18	19.17	19.10		
10	25	0		19.12	19.09	19.19		
10	25	12		19.22	19.10	19.04		
10	25	25		19.22	19.21	19.18		
10	50	0		19.15	19.19	19.06		
Limit	ERP < 3W			Result			Pass	



LTE Band 71 Maximum Average Power [dBm] (GT - LC = -8.32 dB)								
BW [MHz]	RB Size	RB Offset	Mod	Lowest	Middle	Highest	ERP (dBm)	ERP (W)
5	1	0	QPSK	23.83	23.85	23.88	13.41	0.0219
5	1	12		23.65	23.81	23.82		
5	1	24		23.71	23.81	23.73		
5	12	0		22.86	22.92	22.88		
5	12	7		22.85	22.78	22.85		
5	12	13		22.94	22.89	22.80		
5	25	0		22.89	22.78	22.93		
5	1	0	16-QAM	23.00	23.07	23.11	12.73	0.0187
5	1	12		23.12	23.06	23.09		
5	1	24		23.13	23.20	23.04		
5	12	0		21.84	21.86	21.80		
5	12	7		21.93	21.87	21.89		
5	12	13		21.87	21.81	21.84		
5	25	0		21.90	21.85	21.84		
5	1	0	64-QAM	22.13	21.84	22.03	11.66	0.0147
5	1	12		22.01	21.88	22.02		
5	1	24		22.02	21.93	21.95		
5	12	0		20.85	20.84	20.86		
5	12	7		20.82	20.85	20.93		
5	12	13		20.85	20.84	20.87		
5	25	0		20.93	20.83	20.91		
5	1	0	256-QAM	19.08	19.21	19.17	8.78	0.0076
5	1	12		19.12	19.20	19.13		
5	1	24		19.17	19.21	19.07		
5	12	0		19.14	19.04	19.13		
5	12	7		19.25	19.00	19.12		
5	12	13		19.16	19.21	19.16		
5	25	0		19.15	19.12	19.13		
Limit	ERP < 3W			Result			Pass	



LTE Band 14 Maximum Average Power [dBm] (GT - LC = -0.02 dB)								
BW [MHz]	RB Size	RB Offset	Mod	Lowest	Middle	Highest	ERP (dBm)	ERP (W)
10	1	0	QPSK		23.55		21.38	0.1374
10	1	25			23.50			
10	1	49			23.19			
10	25	0			23.18			
10	25	12			23.13			
10	25	25			22.69			
10	50	0			22.98			
10	1	0	16-QAM		22.79		21.16	0.1306
10	1	25			23.33			
10	1	49			22.54			
10	25	0			22.13			
10	25	12			22.18			
10	25	25			21.73			
10	50	0			22.01			
10	1	0	64-QAM		21.76		20.19	0.1045
10	1	25			22.36			
10	1	49			21.51			
10	25	0			21.13			
10	25	12			21.17			
10	25	25			20.78			
10	50	0			21.07			
10	1	0	256-QAM		19.51		17.34	0.0542
10	1	25			19.35			
10	1	49			19.33			
10	25	0			19.34			
10	25	12			19.33			
10	25	25			19.38			
10	50	0			19.46			
Limit	ERP < 3W			Result			Pass	



LTE Band 14 Maximum Average Power [dBm] (GT - LC = -0.02 dB)								
BW [MHz]	RB Size	RB Offset	Mod	Lowest	Middle	Highest	ERP (dBm)	ERP (W)
5	1	0	QPSK	23.47	23.51	23.47	21.34	0.1361
5	1	12		23.46	23.49	23.49		
5	1	24		23.09	23.14	23.14		
5	12	0		23.10	23.08	23.14		
5	12	7		23.06	23.08	23.07		
5	12	13		22.68	22.66	22.68		
5	25	0		22.97	22.93	22.88		
5	1	0	16-QAM	22.69	22.78	22.70	21.10	0.1288
5	1	12		23.23	23.27	23.27		
5	1	24		22.54	22.51	22.53		
5	12	0		22.12	22.09	22.06		
5	12	7		22.17	22.15	22.09		
5	12	13		21.65	21.63	21.65		
5	25	0		22.00	21.94	21.98		
5	1	0	64-QAM	21.69	21.75	21.70	20.18	0.1042
5	1	12		22.30	22.35	22.35		
5	1	24		21.48	21.45	21.45		
5	12	0		21.03	21.09	21.07		
5	12	7		21.07	21.14	21.16		
5	12	13		20.73	20.69	20.78		
5	25	0		21.02	20.99	20.98		
5	1	0	256-QAM	19.41	19.46	19.46	17.29	0.0536
5	1	12		19.26	19.35	19.25		
5	1	24		19.29	19.33	19.32		
5	12	0		19.33	19.34	19.26		
5	12	7		19.24	19.33	19.30		
5	12	13		19.37	19.29	19.30		
5	25	0		19.45	19.44	19.36		
Limit	ERP < 3W			Result			Pass	



LTE Band 26 (Part90S) Maximum Average Power [dBm] (GT - LC = -0.99 dB)								
BW [MHz]	RB Size	RB Offset	Mod	Lowest	Middle	Highest	ERP (dBm)	ERP (W)
15	1	0	QPSK	23.49	-	-	20.42	0.1102
15	1	37		23.56	-	-		
15	1	74		23.45	-	-		
15	36	0		22.26	-	-		
15	36	20		22.56	-	-		
15	36	39		22.90	-	-		
15	75	0		22.64	-	-		
15	1	0	16-QAM	23.08	-	-	19.94	0.0986
15	1	37		22.96	-	-		
15	1	74		22.89	-	-		
15	36	0		21.40	-	-		
15	36	20		21.72	-	-		
15	36	39		22.06	-	-		
15	75	0		21.73	-	-		
15	1	0	64-QAM	21.88	-	-	18.74	0.0748
15	1	37		21.81	-	-		
15	1	74		21.80	-	-		
15	36	0		20.48	-	-		
15	36	20		20.71	-	-		
15	36	39		21.07	-	-		
15	75	0		20.76	-	-		
15	1	0	256-QAM	19.08	-	-	16.11	0.0408
15	1	37		19.13	-	-		
15	1	74		19.25	-	-		
15	36	0		19.07	-	-		
15	36	20		19.23	-	-		
15	36	39		19.19	-	-		
15	75	0		19.23	-	-		
Limit	Power < 100W			Result			Pass	



LTE Band 26 (Part90S) Maximum Average Power [dBm] (GT - LC = -0.99 dB)								
BW [MHz]	RB Size	RB Offset	Mod	Lowest	Middle	Highest	ERP (dBm)	ERP (W)
10	1	0	QPSK	-	23.95	-	20.81	0.1205
10	1	25		-	23.42	-		
10	1	49		-	23.37	-		
10	25	0		-	22.99	-		
10	25	12		-	22.43	-		
10	25	25		-	22.88	-		
10	50	0		-	22.67	-		
10	1	0	16-QAM	-	23.23	-	20.09	0.1021
10	1	25		-	22.78	-		
10	1	49		-	22.74	-		
10	25	0		-	21.91	-		
10	25	12		-	21.55	-		
10	25	25		-	21.46	-		
10	50	0		-	21.71	-		
10	1	0	64-QAM	-	22.28	-	19.14	0.0820
10	1	25		-	21.72	-		
10	1	49		-	21.63	-		
10	25	0		-	20.85	-		
10	25	12		-	20.43	-		
10	25	25		-	20.45	-		
10	50	0		-	20.66	-		
10	1	0	256-QAM	-	19.19	-	16.07	0.0405
10	1	25		-	19.14	-		
10	1	49		-	19.21	-		
10	25	0		-	19.02	-		
10	25	12		-	19.11	-		
10	25	25		-	18.99	-		
10	50	0		-	19.12	-		
Limit	Power < 100W			Result			Pass	



LTE Band 26 (Part90S) Maximum Average Power [dBm] (GT - LC = -0.99 dB)								
BW [MHz]	RB Size	RB Offset	Mod	Lowest	Middle	Highest	ERP (dBm)	ERP (W)
5	1	0	QPSK	23.49	23.49	23.41	20.39	0.1094
5	1	12		23.50	23.45	23.53		
5	1	24		23.41	23.45	23.37		
5	12	0		22.22	22.21	22.14		
5	12	7		22.47	22.56	22.49		
5	12	13		22.87	22.87	22.93		
5	25	0		22.56	22.62	22.49		
5	1	0	16-QAM	23.05	23.13	22.95	19.99	0.0998
5	1	12		22.92	23.02	23.01		
5	1	24		22.89	22.87	22.94		
5	12	0		21.37	21.27	21.34		
5	12	7		21.67	21.77	21.66		
5	12	13		22.06	22.05	21.97		
5	25	0		21.68	21.68	21.71		
5	1	0	64-QAM	21.83	21.89	21.79	18.75	0.0750
5	1	12		21.79	21.74	21.71		
5	1	24		21.76	21.80	21.79		
5	12	0		20.44	20.43	20.46		
5	12	7		20.61	20.58	20.70		
5	12	13		20.98	20.92	20.92		
5	25	0		20.72	20.74	20.64		
5	1	0	256-QAM	19.06	19.03	19.11	16.16	0.0413
5	1	12		19.13	19.07	19.16		
5	1	24		19.24	19.16	19.22		
5	12	0		19.05	19.13	19.01		
5	12	7		19.20	19.30	19.13		
5	12	13		19.12	19.22	19.13		
5	25	0		19.15	19.13	19.13		
Limit	Power < 100W			Result			Pass	



LTE Band 26 (Part90S) Maximum Average Power [dBm] (GT - LC = -0.99 dB)								
BW [MHz]	RB Size	RB Offset	Mod	Lowest	Middle	Highest	ERP (dBm)	ERP (W)
3	1	0	QPSK	23.44	23.39	23.48	20.42	0.1102
3	1	8		23.56	23.55	23.56		
3	1	14		23.45	23.38	23.43		
3	8	0		22.16	22.09	22.07		
3	8	4		22.55	22.57	22.52		
3	8	7		22.88	22.88	22.83		
3	15	0		22.56	22.49	22.50		
3	1	0	16-QAM	23.02	23.06	23.10	19.96	0.0991
3	1	8		22.96	23.03	23.04		
3	1	14		22.81	22.89	22.90		
3	8	0		21.35	21.42	21.36		
3	8	4		21.64	21.57	21.67		
3	8	7		22.01	21.96	22.08		
3	15	0		21.63	21.62	21.53		
3	1	0	64-QAM	21.80	21.71	21.72	18.67	0.0736
3	1	8		21.81	21.72	21.75		
3	1	14		21.76	21.69	21.77		
3	8	0		20.41	20.34	20.51		
3	8	4		20.71	20.73	20.78		
3	8	7		21.02	20.93	21.10		
3	15	0		20.73	20.83	20.81		
3	1	0	256-QAM	19.01	19.05	19.04	16.16	0.0413
3	1	8		19.08	19.02	19.13		
3	1	14		19.17	19.20	19.12		
3	8	0		19.07	19.10	19.11		
3	8	4		19.18	19.19	19.11		
3	8	7		19.11	19.14	19.19		
3	15	0		19.22	19.30	19.23		
Limit	Power < 100W			Result			Pass	



LTE Band 26 (Part90S) Maximum Average Power [dBm] (GT - LC = -0.99 dB)								
BW [MHz]	RB Size	RB Offset	Mod	Lowest	Middle	Highest	ERP (dBm)	ERP (W)
1.4	1	0	QPSK	23.48	23.40	23.52	20.40	0.1096
1.4	1	3		23.50	23.54	23.51		
1.4	1	5		23.40	23.34	23.42		
1.4	3	0		23.42	23.36	23.35		
1.4	3	1		23.52	23.47	23.48		
1.4	3	3		23.45	23.42	23.49		
1.4	6	0		22.57	22.66	22.47		
1.4	1	0	16-QAM	23.06	22.99	23.14	20.00	0.1000
1.4	1	3		22.86	22.85	22.79		
1.4	1	5		22.84	22.83	22.85		
1.4	3	0		23.01	23.02	23.04		
1.4	3	1		22.87	22.92	22.95		
1.4	3	3		22.89	22.97	22.82		
1.4	6	0		21.66	21.68	21.64		
1.4	1	0	64-QAM	21.80	21.84	21.79	18.73	0.0746
1.4	1	3		21.77	21.84	21.77		
1.4	1	5		21.78	21.87	21.86		
1.4	3	0		21.82	21.82	21.79		
1.4	3	1		21.75	21.79	21.83		
1.4	3	3		21.74	21.65	21.72		
1.4	6	0		20.76	20.76	20.78		
1.4	1	0	256-QAM	19.07	19.09	19.06	16.19	0.0416
1.4	1	3		19.09	19.00	19.08		
1.4	1	5		19.24	19.17	19.14		
1.4	3	0		19.01	18.95	19.00		
1.4	3	1		19.03	18.99	19.03		
1.4	3	3		19.17	19.27	19.23		
1.4	6	0		19.23	19.33	19.13		
Limit	Power < 100W			Result			Pass	



LTE Band 26 Straddle Maximum Average Power [dBm] (GT - LC = -0.99 dB)								
BW [MHz]	RB Size	RB Offset	Mod	Lowest	824MHz	Highest	ERP (dBm)	ERP (W)
15	1	0	QPSK	-	23.44	-	20.46	0.1112
15	1	37		-	23.60	-		
15	1	74		-	23.35	-		
15	36	0		-	22.30	-		
15	36	20		-	22.53	-		
15	36	39		-	22.95	-		
15	75	0		-	22.63	-		
15	1	0	16-QAM	-	23.08	-	19.94	0.0986
15	1	37		-	23.00	-		
15	1	74		-	22.91	-		
15	36	0		-	21.49	-		
15	36	20		-	21.71	-		
15	36	39		-	21.99	-		
15	75	0		-	21.75	-		
15	1	0	64-QAM	-	21.93	-	18.79	0.0757
15	1	37		-	21.90	-		
15	1	74		-	21.71	-		
15	36	0		-	20.47	-		
15	36	20		-	20.72	-		
15	36	39		-	21.05	-		
15	75	0		-	20.78	-		
15	1	0	256-QAM	-	19.12	-	16.15	0.0412
15	1	37		-	19.18	-		
15	1	74		-	19.20	-		
15	36	0		-	19.15	-		
15	36	20		-	19.29	-		
15	36	39		-	19.25	-		
15	75	0		-	19.20	-		
Limit	Reporting only			Result			N/A	



LTE Band 26 Straddle Maximum Average Power [dBm] (GT - LC = -0.99 dB)								
BW [MHz]	RB Size	RB Offset	Mod	Lowest	824MHz	Highest	ERP (dBm)	ERP (W)
10	1	0	QPSK	-	23.41	-	20.45	0.1109
10	1	25		-	23.59	-		
10	1	49		-	23.37	-		
10	25	0		-	22.34	-		
10	25	12		-	22.43	-		
10	25	25		-	22.88	-		
10	50	0		-	22.63	-		
10	1	0	16-QAM	-	23.16	-	20.02	0.1005
10	1	25		-	22.85	-		
10	1	49		-	22.76	-		
10	25	0		-	21.33	-		
10	25	12		-	21.70	-		
10	25	25		-	22.05	-		
10	50	0		-	21.76	-		
10	1	0	64-QAM	-	21.83	-	18.69	0.0740
10	1	25		-	21.76	-		
10	1	49		-	21.80	-		
10	25	0		-	20.40	-		
10	25	12		-	20.70	-		
10	25	25		-	20.97	-		
10	50	0		-	20.75	-		
10	1	0	256-QAM	-	19.09	-	16.13	0.0410
10	1	25		-	19.19	-		
10	1	49		-	19.16	-		
10	25	0		-	18.97	-		
10	25	12		-	19.27	-		
10	25	25		-	19.02	-		
10	50	0		-	19.22	-		
Limit	Reporting only			Result			N/A	



LTE Band 26 Straddle Maximum Average Power [dBm] (GT - LC = -0.99 dB)								
BW [MHz]	RB Size	RB Offset	Mod	Lowest	824MHz	Highest	ERP (dBm)	ERP (W)
5	1	0	QPSK	-	23.39	-	20.45	0.1109
5	1	12		-	23.59	-		
5	1	24		-	23.48	-		
5	12	0		-	22.27	-		
5	12	7		-	22.47	-		
5	12	13		-	22.87	-		
5	25	0		-	22.53	-		
5	1	0	16-QAM	-	23.09	-	19.95	0.0989
5	1	12		-	22.98	-		
5	1	24		-	22.81	-		
5	12	0		-	21.38	-		
5	12	7		-	21.66	-		
5	12	13		-	21.96	-		
5	25	0		-	21.66	-		
5	1	0	64-QAM	-	21.88	-	18.74	0.0748
5	1	12		-	21.77	-		
5	1	24		-	21.67	-		
5	12	0		-	20.45	-		
5	12	7		-	20.57	-		
5	12	13		-	20.95	-		
5	25	0		-	20.81	-		
5	1	0	256-QAM	-	19.16	-	16.14	0.0411
5	1	12		-	19.18	-		
5	1	24		-	19.22	-		
5	12	0		-	19.14	-		
5	12	7		-	19.28	-		
5	12	13		-	19.07	-		
5	25	0		-	19.19	-		
Limit	Reporting only			Result			N/A	



LTE Band 26 Straddle Maximum Average Power [dBm] (GT - LC = -0.99 dB)								
BW [MHz]	RB Size	RB Offset	Mod	Lowest	824MHz	Highest	ERP (dBm)	ERP (W)
3	1	0	QPSK	-	23.54	-	20.40	0.1096
3	1	8		-	23.47	-		
3	1	14		-	23.47	-		
3	8	0		-	22.19	-		
3	8	4		-	22.50	-		
3	8	7		-	22.90	-		
3	15	0		-	22.57	-		
3	1	0	16-QAM	-	23.00	-	19.86	0.0968
3	1	8		-	22.99	-		
3	1	14		-	22.89	-		
3	8	0		-	21.37	-		
3	8	4		-	21.64	-		
3	8	7		-	21.94	-		
3	15	0		-	21.54	-		
3	1	0	64-QAM	-	21.71	-	18.70	0.0741
3	1	8		-	21.81	-		
3	1	14		-	21.84	-		
3	8	0		-	20.51	-		
3	8	4		-	20.67	-		
3	8	7		-	21.08	-		
3	15	0		-	20.74	-		
3	1	0	256-QAM	-	18.95	-	16.14	0.0411
3	1	8		-	19.17	-		
3	1	14		-	19.26	-		
3	8	0		-	19.00	-		
3	8	4		-	19.28	-		
3	8	7		-	19.05	-		
3	15	0		-	19.26	-		
Limit	Reporting only			Result			N/A	



LTE Band 26 Straddle Maximum Average Power [dBm] (GT - LC = -0.99 dB)								
BW [MHz]	RB Size	RB Offset	Mod	Lowest	824MHz	Highest	ERP (dBm)	ERP (W)
1.4	1	0	QPSK	-	23.58	-	20.44	0.1107
1.4	1	3		-	23.46	-		
1.4	1	5		-	23.50	-		
1.4	3	0		-	23.42	-		
1.4	3	1		-	23.51	-		
1.4	3	3		-	23.45	-		
1.4	6	0		-	22.66	-		
1.4	1	0	16-QAM	-	23.04	-	19.90	0.0977
1.4	1	3		-	22.88	-		
1.4	1	5		-	22.76	-		
1.4	3	0		-	23.01	-		
1.4	3	1		-	22.88	-		
1.4	3	3		-	22.94	-		
1.4	6	0		-	21.58	-		
1.4	1	0	64-QAM	-	21.89	-	18.75	0.0750
1.4	1	3		-	21.72	-		
1.4	1	5		-	21.76	-		
1.4	3	0		-	21.79	-		
1.4	3	1		-	21.67	-		
1.4	3	3		-	21.81	-		
1.4	6	0		-	20.67	-		
1.4	1	0	256-QAM	-	19.08	-	16.14	0.0411
1.4	1	3		-	19.01	-		
1.4	1	5		-	19.18	-		
1.4	3	0		-	19.07	-		
1.4	3	1		-	19.04	-		
1.4	3	3		-	19.08	-		
1.4	6	0		-	19.28	-		
Limit	Reporting only			Result			N/A	



LTE Band 2C_CA Maximum Average Power [dBm] (GT - LC = -1.37 dB)										
BW [MHz]	PCC		SCC		Mod	Lowest	Middle	Highest	EIRP (dBm)	EIRP (W)
	RB Size	RB Offset	RB Size	RB Offset						
20+20	100	0	100	0	QPSK	23.12	23.15	23.22	23.61	0.2296
20+20	1	0	1	99		16.55	16.57	16.69		
20+20	1	99	1	0		24.98	24.97	24.93		
20+20	100	0	100	0	16-QAM	22.10	22.17	22.18	23.15	0.2065
20+20	1	0	1	99		16.68	16.88	16.91		
20+20	1	99	1	0		24.29	24.47	24.52		
20+20	100	0	100	0	64-QAM	22.14	22.11	22.25	21.90	0.1549
20+20	1	0	1	99		16.69	16.69	16.83		
20+20	1	99	1	0		23.23	23.24	23.27		
20+20	100	0	100	0	256-QAM	18.79	20.12	20.07	18.89	0.0774
20+20	1	0	1	99		16.66	16.60	16.67		
20+20	1	99	1	0		20.26	20.16	20.20		
20+15	100	0	75	0	QPSK	23.01	23.04	23.03	23.62	0.2301
20+15	1	0	1	74		16.48	16.57	16.53		
20+15	1	74	1	0		24.83	24.98	24.99		
20+15	100	0	75	0	16-QAM	22.03	22.04	22.14	23.01	0.2000
20+15	1	0	1	74		16.80	16.62	16.90		
20+15	1	74	1	0		24.09	24.38	24.38		
20+15	100	0	75	0	64-QAM	22.04	22.05	22.14	21.91	0.1552
20+15	1	0	1	74		16.59	16.61	16.76		
20+15	1	74	1	0		22.85	23.16	23.28		
20+15	100	0	75	0	256-QAM	20.08	20.08	20.15	18.85	0.0767
20+15	1	0	1	74		16.63	16.50	16.60		
20+15	1	74	1	0		20.12	20.22	20.21		
15+20	75	0	100	0	QPSK	23.07	23.12	23.12	23.62	0.2301
15+20	1	0	1	99		16.53	16.57	16.56		
15+20	1	74	1	0		24.86	24.83	24.99		
15+20	75	0	100	0	16-QAM	22.06	22.08	22.14	22.96	0.1977
15+20	1	0	1	99		16.79	16.80	16.75		
15+20	1	74	1	0		24.18	24.14	24.33		
15+20	75	0	100	0	64-QAM	22.01	22.08	22.18	21.96	0.1570
15+20	1	0	1	99		16.77	16.70	16.78		
15+20	1	74	1	0		22.53	23.20	23.33		
15+20	75	0	100	0	256-QAM	20.03	20.05	20.16	18.79	0.0757
15+20	1	0	1	99		16.57	16.67	14.45		
15+20	1	74	1	0		19.98	20.09	20.10		
Limit	EIRP < 2W					Result			Pass	



LTE Band 2C_CA Maximum Average Power [dBm] (GT - LC = -1.37 dB)										
BW [MHz]	PCC		SCC		Mod	Lowest	Middle	Highest	EIRP (dBm)	EIRP (W)
	RB Size	RB Offset	RB Size	RB Offset						
20+10	100	0	50	0	QPSK	23.08	23.13	23.28	23.58	0.2280
20+10	1	0	1	49		16.55	16.60	16.57		
20+10	1	99	1	0		24.85	24.91	24.95		
20+10	100	0	50	0	16-QAM	22.05	22.11	22.21	23.18	0.2080
20+10	1	0	1	49		16.72	16.86	16.86		
20+10	1	99	1	0		24.41	24.27	24.55		
20+10	100	0	50	0	64-QAM	22.06	22.13	22.22	22.12	0.1629
20+10	1	0	1	49		16.66	16.73	16.76		
20+10	1	99	1	0		22.84	23.36	23.49		
20+10	100	0	50	0	256-QAM	20.05	20.10	20.21	18.86	0.0769
20+10	1	0	1	49		16.50	16.58	16.78		
20+10	1	99	1	0		20.01	20.08	20.23		
10+20	50	0	100	0	QPSK	23.02	23.09	23.17	23.62	0.2301
10+20	1	0	1	99		16.57	16.59	16.57		
10+20	1	49	1	0		24.93	24.81	24.99		
10+20	50	0	100	0	16-QAM	22.03	22.10	22.19	23.06	0.2023
10+20	1	0	1	99		16.74	16.84	16.97		
10+20	1	49	1	0		24.25	24.32	24.43		
10+20	50	0	100	0	64-QAM	21.82	22.04	22.17	22.14	0.1637
10+20	1	0	1	99		16.74	16.66	16.89		
10+20	1	49	1	0		21.73	23.51	23.28		
10+20	50	0	100	0	256-QAM	20.03	20.12	20.25	18.97	0.0789
10+20	1	0	1	99		16.56	16.73	16.62		
10+20	1	49	1	0		19.92	20.34	20.19		
20+5	100	0	25	0	QPSK	23.04	23.15	23.21	23.60	0.2291
20+5	1	0	1	24		16.55	16.55	16.64		
20+5	1	99	1	0		24.93	24.89	24.97		
20+5	100	0	25	0	16-QAM	22.07	22.11	22.30	23.10	0.2042
20+5	1	0	1	24		16.86	16.84	16.93		
20+5	1	99	1	0		24.27	24.30	24.47		
20+5	100	0	25	0	64-QAM	22.06	22.13	22.25	22.10	0.1622
20+5	1	0	1	24		16.64	16.70	17.00		
20+5	1	99	1	0		22.91	23.33	23.47		
20+5	100	0	25	0	256-QAM	20.05	20.10	20.24	19.15	0.0822
20+5	1	0	1	24		16.52	16.56	16.82		
20+5	1	99	1	0		20.04	20.22	20.52		
Limit	EIRP < 2W					Result			Pass	



LTE Band 2C_CA Maximum Average Power [dBm] (GT - LC = -1.37 dB)										
BW [MHz]	PCC		SCC		Mod	Lowest	Middle	Highest	EIRP (dBm)	EIRP (W)
	RB Size	RB Offset	RB Size	RB Offset						
5+20	25	0	100	0	QPSK	23.03	23.07	23.21	23.55	0.2265
5+20	1	0	1	99		16.53	16.64	16.67		
5+20	1	24	1	0		24.83	24.82	24.92		
5+20	25	0	100	0	16-QAM	22.04	22.08	22.21	23.14	0.2061
5+20	1	0	1	99		16.75	16.85	16.99		
5+20	1	24	1	0		24.24	24.51	24.35		
5+20	25	0	100	0	64-QAM	22.00	22.08	22.22	21.87	0.1538
5+20	1	0	1	99		16.67	16.78	16.74		
5+20	1	24	1	0		22.13	23.17	23.24		
5+20	25	0	100	0	256-QAM	20.04	20.12	20.25	18.93	0.0782
5+20	1	0	1	99		16.52	16.71	16.90		
5+20	1	24	1	0		20.03	19.98	20.30		
Limit	EIRP < 2W					Result			Pass	



LTE Band 2C_CA Maximum Average Power [dBm] (GT - LC = -1.37 dB)										
BW [MHz]	PCC		SCC		Mod	Lowest	Middle	Highest	EIRP (dBm)	EIRP (W)
	RB Size	RB Offset	RB Size	RB Offset						
15+10	75	0	50	0	QPSK	23.04	23.09	23.28	23.62	0.2301
15+10	1	0	1	49		16.55	16.63	16.70		
15+10	1	74	1	0		24.88	24.99	24.91		
15+10	75	0	50	0	16-QAM	22.02	22.10	22.29	23.08	0.2032
15+10	1	0	1	49		16.83	16.77	16.92		
15+10	1	74	1	0		24.20	24.28	24.45		
15+10	75	0	50	0	64-QAM	22.08	22.09	22.28	22.07	0.1611
15+10	1	0	1	49		16.61	16.90	16.83		
15+10	1	74	1	0		22.87	23.20	23.44		
15+10	75	0	50	0	256-QAM	20.05	20.09	20.26	18.96	0.0787
15+10	1	0	1	49		16.55	16.72	16.88		
15+10	1	74	1	0		20.05	20.28	20.33		
10+15	50	0	75	0	QPSK	22.97	23.07	23.22	23.55	0.2265
10+15	1	0	1	74		16.43	16.57	16.69		
10+15	1	49	1	0		24.92	24.87	24.91		
10+15	50	0	75	0	16-QAM	21.97	22.06	22.16	23.00	0.1995
10+15	1	0	1	74		16.85	16.84	16.91		
10+15	1	49	1	0		24.31	24.25	24.37		
10+15	50	0	75	0	64-QAM	22.01	22.01	22.26	21.98	0.1578
10+15	1	0	1	74		16.57	16.75	17.03		
10+15	1	49	1	0		21.86	23.15	23.35		
10+15	50	0	75	0	256-QAM	20.00	20.07	20.22	18.85	0.0767
10+15	1	0	1	74		16.58	16.61	16.61		
10+15	1	49	1	0		20.05	20.10	20.19		
15+15	75	0	75	0	QPSK	22.98	23.03	23.10	23.62	0.2301
15+15	1	0	1	74		16.50	16.55	16.51		
15+15	1	74	1	0		24.98	24.81	24.99		
15+15	75	0	75	0	16-QAM	22.00	22.00	22.19	23.05	0.2018
15+15	1	0	1	74		16.74	16.79	16.91		
15+15	1	74	1	0		24.30	24.12	24.42		
15+15	75	0	75	0	64-QAM	22.02	22.02	22.16	22.02	0.1592
15+15	1	0	1	74		16.82	16.55	17.03		
15+15	1	74	1	0		22.51	23.19	23.39		
15+15	75	0	75	0	256-QAM	18.52	20.03	20.16	18.81	0.0760
15+15	1	0	1	74		16.53	16.54	16.63		
15+15	1	74	1	0		19.89	19.92	20.18		
Limit	EIRP < 2W					Result			Pass	



LTE Band 5B_CA Maximum Average Power [dBm] (GT - LC = -1.57 dB)										
BW [MHz]	PCC		SCC		Mod	Lowest	Middle	Highest	ERP (dBm)	ERP (W)
	RB Size	RB Offset	RB Size	RB Offset						
10+10	50	0	50	0	QPSK	22.79	22.73	22.75	20.93	0.1239
10+10	1	0	1	49		14.12	14.09	14.19		
10+10	1	49	1	0		24.49	24.63	24.65		
10+10	50	0	50	0	16-QAM	21.82	21.76	21.76	20.48	0.1117
10+10	1	0	1	49		14.64	14.47	14.44		
10+10	1	49	1	0		24.20	24.04	24.04		
10+10	50	0	50	0	64-QAM	21.83	21.80	21.76	19.44	0.0879
10+10	1	0	1	49		14.29	14.39	14.35		
10+10	1	49	1	0		23.06	23.16	22.97		
10+10	50	0	50	0	256-QAM	19.78	19.75	19.74	16.06	0.0404
10+10	1	0	1	49		14.19	14.28	14.39		
10+10	1	49	1	0		19.69	19.72	19.70		
10+5	50	0	25	0	QPSK	22.74	22.72	22.72	20.76	0.1191
10+5	1	0	1	24		14.66	14.64	14.73		
10+5	1	49	1	0		24.48	24.42	24.45		
10+5	50	0	25	0	16-QAM	21.77	21.79	21.75	20.38	0.1091
10+5	1	0	1	24		15.08	15.00	14.99		
10+5	1	49	1	0		24.10	23.97	24.05		
10+5	50	0	25	0	64-QAM	21.78	21.80	21.73	19.28	0.0847
10+5	1	0	1	24		14.96	14.91	14.70		
10+5	1	49	1	0		22.98	22.98	23.00		
10+5	50	0	25	0	256-QAM	19.77	19.77	19.79	16.07	0.0405
10+5	1	0	1	24		14.85	14.84	14.86		
10+5	1	49	1	0		19.70	19.69	19.65		
5+10	25	0	50	0	QPSK	22.76	22.79	22.76	21.12	0.1294
5+10	1	0	1	49		14.66	14.70	14.69		
5+10	1	24	1	0		24.84	24.61	24.78		
5+10	25	0	50	0	16-QAM	21.80	21.84	21.79	20.69	0.1172
5+10	1	0	1	49		15.14	15.01	14.94		
5+10	1	24	1	0		24.41	24.29	24.07		
5+10	25	0	50	0	64-QAM	21.79	21.83	21.78	19.60	0.0912
5+10	1	0	1	49		14.84	14.94	15.05		
5+10	1	24	1	0		23.31	23.32	23.08		
5+10	25	0	50	0	256-QAM	19.76	19.80	19.76	16.18	0.0415
5+10	1	0	1	49		14.81	14.81	14.75		
5+10	1	24	1	0		19.90	19.84	19.87		
Limit	ERP < 7W					Result			Pass	



LTE Band 5B_CA Maximum Average Power [dBm] (GT - LC = -1.57 dB)										
BW [MHz]	PCC		SCC		Mod	Lowest	Middle	Highest	ERP (dBm)	ERP (W)
	RB Size	RB Offset	RB Size	RB Offset						
5+3	25	0	15	0	QPSK	24.94	24.96	24.84	21.24	0.1330
5+3	1	0	1	14		14.87	14.89	14.73		
5+3	1	24	1	0		24.67	24.70	24.51		
5+3	25	0	15	0	16-QAM	24.96	24.91	24.82	21.24	0.1330
5+3	1	0	1	14		15.29	15.32	15.12		
5+3	1	24	1	0		24.96	24.48	24.27		
5+3	25	0	15	0	64-QAM	24.73	24.54	24.81	21.09	0.1285
5+3	1	0	1	14		15.04	15.05	14.92		
5+3	1	24	1	0		24.52	24.59	24.73		
5+3	25	0	15	0	256-QAM	24.45	24.14	24.37	20.73	0.1183
5+3	1	0	1	14		14.08	14.98	14.80		
5+3	1	24	1	0		24.10	23.94	24.08		
3+5	15	0	25	0	QPSK	24.92	24.89	24.90	21.20	0.1318
3+5	1	0	1	24		14.84	14.82	14.71		
3+5	1	14	1	0		24.77	24.82	24.86		
3+5	15	0	25	0	16-QAM	24.98	24.81	24.93	21.26	0.1337
3+5	1	0	1	24		15.24	15.22	15.01		
3+5	1	14	1	0		24.98	24.93	24.96		
3+5	15	0	25	0	64-QAM	24.85	24.50	24.84	21.17	0.1309
3+5	1	0	1	24		15.11	15.22	15.01		
3+5	1	14	1	0		24.56	24.53	24.89		
3+5	15	0	25	0	256-QAM	24.39	24.10	24.43	20.71	0.1178
3+5	1	0	1	24		15.06	15.02	14.82		
3+5	1	14	1	0		23.94	23.89	24.31		
Limit	ERP < 7W				Result				Pass	



LTE Band 66B_CA Maximum Average Power [dBm] (GT - LC = 0.24 dB)										
BW [MHz]	PCC		SCC		Mod	Lowest	Middle	Highest	EIRP (dBm)	EIRP (W)
	RB Size	RB Offset	RB Size	RB Offset						
10+10	50	0	50	0	QPSK	22.40	22.77	22.70	24.97	0.3141
10+10	1	0	1	49		13.88	14.14	14.19		
10+10	1	49	1	0		24.25	24.47	24.73		
10+10	50	0	50	0	16-QAM	21.42	21.67	21.73	24.41	0.2761
10+10	1	0	1	49		14.18	14.55	14.66		
10+10	1	49	1	0		23.66	24.04	24.17		
10+10	50	0	50	0	64-QAM	21.41	21.73	21.75	23.42	0.2198
10+10	1	0	1	49		14.14	14.45	14.55		
10+10	1	49	1	0		22.69	22.93	23.18		
10+10	50	0	50	0	256-QAM	19.55	19.84	19.81	20.14	0.1033
10+10	1	0	1	49		14.23	13.16	14.34		
10+10	1	49	1	0		19.20	19.88	19.90		
15+5	75	0	25	0	QPSK	22.51	22.79	22.81	24.97	0.3141
15+5	1	0	1	24		13.97	14.22	14.20		
15+5	1	74	1	0		24.73	24.70	24.65		
15+5	75	0	25	0	16-QAM	21.47	21.75	21.82	24.40	0.2754
15+5	1	0	1	24		14.34	14.65	14.65		
15+5	1	74	1	0		23.91	24.16	24.13		
15+5	75	0	25	0	64-QAM	21.38	21.76	21.80	23.47	0.2223
15+5	1	0	1	24		14.16	14.43	14.43		
15+5	1	74	1	0		22.84	23.23	23.17		
15+5	75	0	25	0	256-QAM	19.62	18.47	19.91	20.30	0.1072
15+5	1	0	1	24		14.17	12.67	14.50		
15+5	1	74	1	0		19.68	20.04	20.06		
5+15	25	0	75	0	QPSK	22.39	22.71	22.80	24.90	0.3090
5+15	1	0	1	74		13.90	14.17	14.24		
5+15	1	24	1	0		24.33	24.62	24.66		
5+15	25	0	75	0	16-QAM	21.45	21.68	21.76	24.41	0.2761
5+15	1	0	1	74		14.24	14.58	14.63		
5+15	1	24	1	0		23.85	24.15	24.17		
5+15	25	0	75	0	64-QAM	21.37	21.74	21.77	23.34	0.2158
5+15	1	0	1	74		14.16	14.45	14.51		
5+15	1	24	1	0		22.61	23.00	23.10		
5+15	25	0	75	0	256-QAM	19.57	19.84	19.91	20.15	0.1035
5+15	1	0	1	74		14.11	12.87	14.42		
5+15	1	24	1	0		19.59	19.81	18.70		
Limit	EIRP < 1W					Result			Pass	



LTE Band 66B_CA Maximum Average Power [dBm] (GT - LC = 0.24 dB)										
BW [MHz]	PCC		SCC		Mod	Lowest	Middle	Highest	EIRP (dBm)	EIRP (W)
	RB Size	RB Offset	RB Size	RB Offset						
10+5	50	0	25	0	QPSK	22.38	22.68	22.72	24.76	0.2992
10+5	1	0	1	24		14.32	14.60	14.67		
10+5	1	49	1	0		24.22	24.50	24.52		
10+5	50	0	25	0	16-QAM	21.37	21.67	21.64	24.37	0.2735
10+5	1	0	1	24		14.71	14.98	15.08		
10+5	1	49	1	0		23.78	24.04	24.13		
10+5	50	0	25	0	64-QAM	21.39	21.70	21.67	23.33	0.2153
10+5	1	0	1	24		14.65	14.82	14.95		
10+5	1	49	1	0		22.68	22.91	23.09		
10+5	50	0	25	0	256-QAM	19.58	19.85	19.84	20.18	0.1042
10+5	1	0	1	24		14.83	14.94	14.95		
10+5	1	49	1	0		19.51	19.94	19.83		
5+10	25	0	50	0	QPSK	22.38	22.72	22.73	24.97	0.3141
5+10	1	0	1	49		14.42	14.65	14.67		
5+10	1	24	1	0		24.22	24.50	24.73		
5+10	25	0	50	0	16-QAM	21.38	21.70	21.70	24.39	0.2748
5+10	1	0	1	49		14.78	14.99	15.02		
5+10	1	24	1	0		23.74	24.15	24.07		
5+10	25	0	50	0	64-QAM	21.40	21.66	21.60	23.17	0.2075
5+10	1	0	1	49		14.70	14.88	14.83		
5+10	1	24	1	0		22.62	22.77	22.93		
5+10	25	0	50	0	256-QAM	19.57	19.85	19.85	20.17	0.1040
5+10	1	0	1	49		14.73	14.96	15.00		
5+10	1	24	1	0		19.56	19.88	19.93		
5+5	25	0	25	0	QPSK	22.58	22.91	22.87	24.96	0.3133
5+5	1	0	1	24		13.99	14.26	14.30		
5+5	1	24	1	0		24.41	24.72	24.71		
5+5	25	0	25	0	16-QAM	21.58	21.86	21.90	24.78	0.3006
5+5	1	0	1	24		14.42	14.71	14.67		
5+5	1	24	1	0		24.03	24.12	24.54		
5+5	25	0	25	0	64-QAM	21.55	21.84	21.83	23.25	0.2113
5+5	1	0	1	24		14.17	12.93	14.36		
5+5	1	24	1	0		21.08	23.01	22.91		
5+5	25	0	25	0	256-QAM	19.70	19.98	19.99	20.30	0.1072
5+5	1	0	1	24		14.25	14.50	14.66		
5+5	1	24	1	0		19.72	20.06	20.06		
Limit	EIRP < 1W					Result			Pass	



LTE Band 66C_CA Maximum Average Power [dBm] (GT - LC = 0.24 dB)										
BW [MHz]	PCC		SCC		Mod	Lowest	Middle	Highest	EIRP (dBm)	EIRP (W)
	RB Size	RB Offset	RB Size	RB Offset						
20+20	100	0	100	0	QPSK	22.57	22.77	22.80	25.11	0.3243
20+20	1	0	1	99		16.04	16.17	16.25		
20+20	1	99	1	0		24.36	24.74	24.87		
20+20	100	0	100	0	16-QAM	21.57	21.81	21.85	24.37	0.2735
20+20	1	0	1	99		16.38	16.41	16.67		
20+20	1	99	1	0		24.06	24.13	23.99		
20+20	100	0	100	0	64-QAM	21.55	21.77	21.82	23.23	0.2104
20+20	1	0	1	99		16.22	16.31	16.50		
20+20	1	99	1	0		22.88	22.95	22.99		
20+20	100	0	100	0	256-QAM	19.66	19.83	19.81	20.12	0.1028
20+20	1	0	1	99		16.07	16.31	16.34		
20+20	1	99	1	0		19.72	19.82	19.88		
20+15	100	0	75	0	QPSK	22.57	22.80	22.81	24.92	0.3105
20+15	1	0	1	74		16.03	16.20	16.18		
20+15	1	74	1	0		24.68	24.61	24.59		
20+15	100	0	75	0	16-QAM	21.56	21.77	21.82	24.36	0.2729
20+15	1	0	1	74		16.24	16.33	16.49		
20+15	1	74	1	0		23.74	23.98	24.12		
20+15	100	0	75	0	64-QAM	21.56	21.78	21.75	23.55	0.2265
20+15	1	0	1	74		16.15	16.47	16.37		
20+15	1	74	1	0		22.79	23.16	23.31		
20+15	100	0	75	0	256-QAM	19.59	19.87	19.84	20.16	0.1038
20+15	1	0	1	74		16.07	16.31	16.35		
20+15	1	74	1	0		19.69	19.92	19.87		
15+20	75	0	100	0	QPSK	22.51	22.72	22.79	24.92	0.3105
15+20	1	0	1	99		15.98	16.15	16.24		
15+20	1	74	1	0		24.28	24.51	24.68		
15+20	75	0	100	0	16-QAM	21.55	21.73	21.80	24.21	0.2636
15+20	1	0	1	99		16.31	16.35	16.49		
15+20	1	74	1	0		23.65	23.97	23.92		
15+20	75	0	100	0	64-QAM	21.48	21.72	21.75	23.32	0.2148
15+20	1	0	1	99		16.13	16.36	16.44		
15+20	1	74	1	0		22.84	22.92	23.08		
15+20	75	0	100	0	256-QAM	19.59	19.82	19.87	20.11	0.1026
15+20	1	0	1	99		16.13	16.37	16.29		
15+20	1	74	1	0		19.68	19.68	19.81		
Limit	EIRP < 1W					Result			Pass	



LTE Band 66C_CA Maximum Average Power [dBm] (GT - LC = 0.24 dB)										
BW [MHz]	PCC		SCC		Mod	Lowest	Middle	Highest	EIRP (dBm)	EIRP (W)
	RB Size	RB Offset	RB Size	RB Offset						
20+10	100	0	50	0	QPSK	22.47	22.70	22.72	24.85	0.3055
20+10	1	0	1	49		15.87	16.11	16.18		
20+10	1	99	1	0		24.32	24.49	24.61		
20+10	100	0	50	0	16-QAM	21.46	21.70	21.73	24.35	0.2723
20+10	1	0	1	49		16.26	16.40	16.63		
20+10	1	99	1	0		23.90	24.11	23.86		
20+10	100	0	50	0	64-QAM	21.43	21.70	21.74	23.31	0.2143
20+10	1	0	1	49		16.24	16.52	16.40		
20+10	1	99	1	0		22.85	22.93	23.07		
20+10	100	0	50	0	256-QAM	18.27	19.86	19.86	20.14	0.1033
20+10	1	0	1	49		16.06	16.25	16.56		
20+10	1	99	1	0		19.70	19.90	19.87		
10+20	50	0	100	0	QPSK	22.43	22.67	22.72	24.95	0.3126
10+20	1	0	1	99		15.87	16.08	16.22		
10+20	1	49	1	0		24.42	24.46	24.71		
10+20	50	0	100	0	16-QAM	21.43	21.70	21.71	24.27	0.2673
10+20	1	0	1	99		16.22	16.42	16.43		
10+20	1	49	1	0		23.64	23.80	24.03		
10+20	50	0	100	0	64-QAM	21.37	21.65	21.65	23.19	0.2084
10+20	1	0	1	99		16.21	16.37	16.56		
10+20	1	49	1	0		22.74	22.81	22.95		
10+20	50	0	100	0	256-QAM	19.58	19.84	19.85	20.09	0.1021
10+20	1	0	1	99		16.13	16.36	14.85		
10+20	1	49	1	0		19.80	19.74	19.83		
20+5	100	0	25	0	QPSK	22.57	22.78	22.78	25.01	0.3170
20+5	1	0	1	24		15.94	16.22	16.25		
20+5	1	99	1	0		24.37	24.59	24.77		
20+5	100	0	25	0	16-QAM	21.52	21.75	21.80	24.36	0.2729
20+5	1	0	1	24		16.34	16.43	16.51		
20+5	1	99	1	0		24.02	24.12	24.04		
20+5	100	0	25	0	64-QAM	21.53	21.79	21.81	23.25	0.2113
20+5	1	0	1	24		16.24	16.48	16.61		
20+5	1	99	1	0		22.93	23.01	22.97		
20+5	100	0	25	0	256-QAM	19.64	19.85	19.83	20.21	0.1050
20+5	1	0	1	24		16.02	16.33	16.37		
20+5	1	99	1	0		19.62	19.97	19.86		
Limit	EIRP < 1W					Result			Pass	



LTE Band 66C_CA Maximum Average Power [dBm] (GT - LC = 0.24 dB)										
BW [MHz]	PCC		SCC		Mod	Lowest	Middle	Highest	EIRP (dBm)	EIRP (W)
	RB Size	RB Offset	RB Size	RB Offset						
5+20	25	0	100	0	QPSK	22.53	22.75	22.82	24.86	0.3062
5+20	1	0	1	99		16.04	16.21	16.26		
5+20	1	24	1	0		24.23	24.62	24.56		
5+20	25	0	100	0	16-QAM	21.54	21.78	21.85	24.51	0.2825
5+20	1	0	1	99		16.16	16.58	16.58		
5+20	1	24	1	0		23.88	24.27	24.14		
5+20	25	0	100	0	64-QAM	21.51	21.74	21.76	23.32	0.2148
5+20	1	0	1	99		16.42	16.66	16.54		
5+20	1	24	1	0		22.61	23.08	23.05		
5+20	25	0	100	0	256-QAM	19.07	19.78	19.83	20.20	0.1047
5+20	1	0	1	99		16.11	16.40	16.34		
5+20	1	24	1	0		19.56	19.87	19.96		
Limit	EIRP < 1W					Result			Pass	



LTE Band 66C_CA Maximum Average Power [dBm] (GT - LC = 0.24 dB)										
BW [MHz]	PCC		SCC		Mod	Lowest	Middle	Highest	EIRP (dBm)	EIRP (W)
	RB Size	RB Offset	RB Size	RB Offset						
15+10	75	0	50	0	QPSK	22.61	22.84	22.86	24.94	0.3119
15+10	1	0	1	49		15.98	16.30	16.44		
15+10	1	74	1	0		24.25	24.70	24.56		
15+10	75	0	50	0	16-QAM	21.56	21.84	21.87	24.31	0.2698
15+10	1	0	1	49		16.38	16.68	16.61		
15+10	1	74	1	0		23.85	24.07	24.02		
15+10	75	0	50	0	64-QAM	21.51	21.82	21.86	23.33	0.2153
15+10	1	0	1	49		16.42	16.66	16.61		
15+10	1	74	1	0		22.86	23.09	22.93		
15+10	75	0	50	0	256-QAM	19.55	19.83	19.84	20.21	0.1050
15+10	1	0	1	49		16.12	16.31	16.24		
15+10	1	74	1	0		19.64	19.78	19.97		
10+15	50	0	75	0	QPSK	22.56	22.84	22.85	24.86	0.3062
10+15	1	0	1	74		16.04	16.32	16.33		
10+15	1	49	1	0		24.23	24.60	24.62		
10+15	50	0	75	0	16-QAM	21.58	21.86	21.87	24.51	0.2825
10+15	1	0	1	74		16.39	16.64	16.59		
10+15	1	49	1	0		23.72	24.13	24.27		
10+15	50	0	75	0	64-QAM	21.50	21.83	21.86	23.20	0.2089
10+15	1	0	1	74		17.01	16.81	16.64		
10+15	1	49	1	0		22.64	22.96	22.93		
10+15	50	0	75	0	256-QAM	19.57	19.84	19.87	20.11	0.1026
10+15	1	0	1	74		16.01	16.39	16.30		
10+15	1	49	1	0		19.51	19.76	19.78		
15+15	75	0	75	0	QPSK	22.45	22.70	22.70	24.82	0.3034
15+15	1	0	1	74		16.02	16.18	16.20		
15+15	1	74	1	0		24.58	24.53	24.52		
15+15	75	0	75	0	16-QAM	21.47	21.73	21.73	24.42	0.2767
15+15	1	0	1	74		16.17	16.35	16.61		
15+15	1	74	1	0		23.61	23.87	24.18		
15+15	75	0	75	0	64-QAM	21.42	21.72	21.69	23.14	0.2061
15+15	1	0	1	74		16.18	16.67	16.40		
15+15	1	74	1	0		22.75	22.82	22.90		
15+15	75	0	75	0	256-QAM	19.61	19.82	19.88	20.12	0.1028
15+15	1	0	1	74		16.20	16.35	16.26		
15+15	1	74	1	0		19.62	19.77	19.84		
Limit	EIRP < 1W					Result			Pass	



LTE Band 7C_CA Maximum Average Power [dBm] (GT - LC = -0.07 dB)										
BW [MHz]	PCC		SCC		Mod	Lowest	Middle	Highest	EIRP (dBm)	EIRP (W)
	RB Size	RB Offset	RB Size	RB Offset						
20+20	100	0	100	0	QPSK	22.57	22.57	22.57	24.33	0.2710
20+20	1	0	1	99		16.01	16.09	16.10		
20+20	1	99	1	0		24.40	24.38	24.31		
20+20	100	0	100	0	16-QAM	21.60	21.60	21.57	23.73	0.2360
20+20	1	0	1	99		16.28	16.26	16.31		
20+20	1	99	1	0		23.77	23.77	23.80		
20+20	100	0	100	0	64-QAM	21.58	21.60	21.59	22.79	0.1901
20+20	1	0	1	99		16.04	16.23	16.21		
20+20	1	99	1	0		22.74	22.86	22.63		
20+20	100	0	100	0	256-QAM	19.57	19.64	19.65	19.59	0.0910
20+20	1	0	1	99		15.98	15.99	16.02		
20+20	1	99	1	0		19.49	19.66	19.57		
20+15	100	0	75	0	QPSK	22.58	22.63	22.53	24.41	0.2761
20+15	1	0	1	74		16.15	16.11	16.17		
20+15	1	99	1	0		24.44	24.48	24.26		
20+15	100	0	75	0	16-QAM	21.60	21.65	21.57	23.78	0.2388
20+15	1	0	1	74		16.13	16.36	16.42		
20+15	1	99	1	0		23.67	23.85	23.69		
20+15	100	0	75	0	64-QAM	21.63	21.63	21.54	22.86	0.1932
20+15	1	0	1	74		15.96	16.30	16.35		
20+15	1	99	1	0		22.93	22.85	22.61		
20+15	100	0	75	0	256-QAM	19.55	19.63	19.60	19.56	0.0904
20+15	1	0	1	74		14.70	14.70	16.13		
20+15	1	99	1	0		19.48	19.54	19.36		
15+20	75	0	100	0	QPSK	22.61	22.68	22.63	24.34	0.2716
15+20	1	0	1	99		16.19	16.19	16.12		
15+20	1	74	1	0		24.40	24.41	24.36		
15+20	75	0	100	0	16-QAM	21.61	21.69	21.65	23.77	0.2382
15+20	1	0	1	99		16.26	16.35	16.19		
15+20	1	74	1	0		23.70	23.84	23.71		
15+20	75	0	100	0	64-QAM	21.60	21.71	21.64	22.90	0.1950
15+20	1	0	1	99		16.14	16.16	16.18		
15+20	1	74	1	0		22.83	22.97	22.64		
15+20	75	0	100	0	256-QAM	19.59	19.66	19.60	19.59	0.0910
15+20	1	0	1	99		15.93	16.00	16.21		
15+20	1	74	1	0		19.35	19.58	19.48		
Limit	EIRP < 2W					Result			Pass	



LTE Band 7C_CA Maximum Average Power [dBm] (GT - LC = -0.07 dB)										
BW [MHz]	PCC		SCC		Mod	Lowest	Middle	Highest	EIRP (dBm)	EIRP (W)
	RB Size	RB Offset	RB Size	RB Offset						
20+10	100	0	50	0	QPSK	22.67	22.72	22.50	24.38	0.2742
20+10	1	0	1	49		16.10	16.19	16.11		
20+10	1	99	1	0		24.44	24.45	24.26		
20+10	100	0	50	0	16-QAM	21.61	21.66	21.54	23.93	0.2472
20+10	1	0	1	49		16.11	16.43	16.39		
20+10	1	99	1	0		24.00	23.89	23.63		
20+10	100	0	50	0	64-QAM	21.62	21.67	21.58	22.74	0.1879
20+10	1	0	1	49		16.12	16.16	16.38		
20+10	1	99	1	0		22.58	22.81	22.67		
20+10	100	0	50	0	256-QAM	19.60	19.63	19.50	19.64	0.0920
20+10	1	0	1	49		15.99	16.14	16.04		
20+10	1	99	1	0		19.62	19.71	19.46		
10+20	50	0	100	0	QPSK	22.58	22.68	22.54	24.37	0.2735
10+20	1	0	1	99		16.13	16.11	16.10		
10+20	1	49	1	0		24.36	24.44	24.26		
10+20	50	0	100	0	16-QAM	21.61	21.69	21.53	23.74	0.2366
10+20	1	0	1	99		16.39	16.20	16.06		
10+20	1	49	1	0		23.81	23.76	23.63		
10+20	50	0	100	0	64-QAM	21.59	21.67	21.55	22.77	0.1892
10+20	1	0	1	99		16.05	16.17	16.03		
10+20	1	49	1	0		22.78	22.84	22.56		
10+20	50	0	100	0	256-QAM	19.56	19.63	19.56	19.56	0.0904
10+20	1	0	1	99		16.09	16.02	15.91		
10+20	1	49	1	0		19.52	19.52	19.56		
15+15	75	0	75	0	QPSK	22.63	22.66	22.53	24.54	0.2844
15+15	1	0	1	74		16.09	16.14	16.13		
15+15	1	74	1	0		24.40	24.61	24.26		
15+15	75	0	75	0	16-QAM	21.61	21.69	21.52	23.85	0.2427
15+15	1	0	1	74		16.34	16.35	16.31		
15+15	1	74	1	0		23.81	23.92	23.72		
15+15	75	0	75	0	64-QAM	21.65	21.68	21.54	22.73	0.1875
15+15	1	0	1	74		16.24	16.29	16.10		
15+15	1	74	1	0		22.69	22.80	22.55		
15+15	75	0	75	0	256-QAM	19.60	19.67	19.51	19.60	0.0912
15+15	1	0	1	74		15.96	16.29	16.03		
15+15	1	74	1	0		19.42	19.56	19.30		
Limit	EIRP < 2W					Result			Pass	



LTE Band 7C_CA Maximum Average Power [dBm] (GT - LC = -0.07 dB)										
BW [MHz]	PCC		SCC		Mod	Lowest	Middle	Highest	EIRP (dBm)	EIRP (W)
	RB Size	RB Offset	RB Size	RB Offset						
15+10	75	0	50	0	QPSK	22.53	22.62	22.47	24.33	0.2710
15+10	1	0	1	49		16.10	16.25	16.12		
15+10	1	74	1	0		24.35	24.40	24.24		
15+10	75	0	50	0	16-QAM	21.54	21.61	21.45	23.69	0.2339
15+10	1	0	1	49		16.30	16.39	16.35		
15+10	1	74	1	0		23.74	23.76	23.52		
15+10	75	0	50	0	64-QAM	21.61	21.66	21.48	22.62	0.1828
15+10	1	0	1	49		16.09	16.12	16.14		
15+10	1	74	1	0		22.60	22.69	22.50		
15+10	75	0	50	0	256-QAM	19.56	19.64	19.44	19.57	0.0906
15+10	1	0	1	49		15.96	16.05	15.85		
15+10	1	74	1	0		19.46	19.64	19.31		
Limit	EIRP < 2W					Result			Pass	



LTE Band 38C_CA Maximum Average Power [dBm] (GT - LC = 0.65 dB)										
BW [MHz]	PCC		SCC		Mod	Lowest	Middle	Highest	EIRP (dBm)	EIRP (W)
	RB Size	RB Offset	RB Size	RB Offset						
20+20	100	0	100	0	QPSK	22.61	22.64	22.69	25.02	0.3177
20+20	1	0	1	99		16.21	16.19	16.23		
20+20	1	99	1	0		24.37	24.36	24.37		
20+20	100	0	100	0	16-QAM	21.61	21.66	21.69	24.65	0.2917
20+20	1	0	1	99		16.50	16.48	16.48		
20+20	1	99	1	0		24.00	23.88	23.98		
20+20	100	0	100	0	64-QAM	21.63	21.59	21.60	23.71	0.2350
20+20	1	0	1	99		16.25	16.29	16.44		
20+20	1	99	1	0		22.97	22.96	23.06		
20+20	100	0	100	0	256-QAM	19.41	19.65	19.26	20.40	0.1096
20+20	1	0	1	99		16.04	16.04	15.69		
20+20	1	99	1	0		19.75	19.67	19.64		
15+15	75	0	75	0	QPSK	22.62	22.68	22.70	25.11	0.3243
15+15	1	0	1	74		16.21	16.32	16.28		
15+15	1	74	1	0		24.37	24.42	24.46		
15+15	75	0	75	0	16-QAM	21.63	21.68	21.69	24.65	0.2917
15+15	1	0	1	74		16.52	16.59	16.67		
15+15	1	74	1	0		23.85	23.96	24.00		
15+15	75	0	75	0	64-QAM	21.64	21.67	21.71	23.71	0.2350
15+15	1	0	1	74		16.23	16.30	16.32		
15+15	1	74	1	0		22.95	22.95	23.06		
15+15	75	0	75	0	256-QAM	19.68	19.70	19.72	20.37	0.1089
15+15	1	0	1	74		16.10	16.19	16.19		
15+15	1	74	1	0		19.49	19.61	19.68		
Limit	EIRP < 2W					Result			Pass	



LTE Band 41C_CA Maximum Average Power [dBm] (GT - LC = 1.22 dB)										
BW [MHz]	PCC		SCC		Mod	Lowest	Middle	Highest	EIRP (dBm)	EIRP (W)
	RB Size	RB Offset	RB Size	RB Offset						
20+20	100	0	100	0	QPSK	22.12	21.93	21.90	25.18	0.3296
20+20	1	0	1	99		15.50	15.35	15.31		
20+20	1	99	1	0		23.96	23.80	23.83		
20+20	100	0	100	0	16-QAM	21.10	20.97	20.88	24.11	0.2576
20+20	1	0	1	99		15.56	15.36	15.30		
20+20	1	99	1	0		22.89	22.77	22.78		
20+20	100	0	100	0	64-QAM	21.08	20.88	20.88	23.29	0.2133
20+20	1	0	1	99		15.51	15.51	15.40		
20+20	1	99	1	0		22.07	21.86	21.80		
20+20	100	0	100	0	256-QAM	19.09	18.99	18.91	20.31	0.1074
20+20	1	0	1	99		15.53	15.33	15.46		
20+20	1	99	1	0		19.09	18.80	18.90		
20+15	100	0	75	0	QPSK	22.06	21.90	21.89	25.18	0.3296
20+15	1	0	1	74		15.48	15.33	15.30		
20+15	1	99	1	0		23.96	23.79	23.75		
20+15	100	0	75	0	16-QAM	21.06	20.90	20.90	24.15	0.2600
20+15	1	0	1	74		15.45	15.34	15.32		
20+15	1	99	1	0		22.93	22.72	22.71		
20+15	100	0	75	0	64-QAM	21.04	20.88	20.93	23.38	0.2178
20+15	1	0	1	74		15.55	15.41	15.56		
20+15	1	99	1	0		22.16	21.78	21.89		
20+15	100	0	75	0	256-QAM	19.12	19.01	18.98	20.35	0.1084
20+15	1	0	1	74		15.62	15.49	15.54		
20+15	1	99	1	0		19.13	18.92	18.82		
15+20	75	0	100	0	QPSK	22.00	21.86	21.90	25.15	0.3273
15+20	1	0	1	99		15.45	15.28	15.25		
15+20	1	74	1	0		23.93	23.77	23.79		
15+20	75	0	100	0	16-QAM	21.01	20.85	20.94	24.07	0.2553
15+20	1	0	1	99		15.47	15.30	15.36		
15+20	1	74	1	0		22.85	22.71	22.68		
15+20	75	0	100	0	64-QAM	20.97	20.87	20.91	23.26	0.2118
15+20	1	0	1	99		15.62	15.48	15.35		
15+20	1	74	1	0		22.04	21.81	21.88		
15+20	75	0	100	0	256-QAM	19.16	19.03	18.99	20.38	0.1091
15+20	1	0	1	99		15.63	15.33	15.47		
15+20	1	74	1	0		19.06	18.74	18.78		
Limit	EIRP < 2W					Result			Pass	



LTE Band 41C_CA Maximum Average Power [dBm] (GT - LC = 1.22 dB)										
BW [MHz]	PCC		SCC		Mod	Lowest	Middle	Highest	EIRP (dBm)	EIRP (W)
	RB Size	RB Offset	RB Size	RB Offset						
20+10	100	0	50	0	QPSK	22.09	21.92	21.96	25.15	0.3273
20+10	1	0	1	49		15.54	15.40	15.44		
20+10	1	99	1	0		23.90	23.91	23.93		
20+10	100	0	50	0	16-QAM	21.11	20.98	20.96	24.04	0.2535
20+10	1	0	1	49		15.48	15.41	15.43		
20+10	1	99	1	0		22.78	22.66	22.82		
20+10	100	0	50	0	64-QAM	21.03	20.90	20.97	23.22	0.2099
20+10	1	0	1	49		15.59	15.60	15.55		
20+10	1	99	1	0		22.00	21.87	21.88		
20+10	100	0	50	0	256-QAM	19.16	19.07	19.06	20.38	0.1091
20+10	1	0	1	49		15.57	15.61	15.53		
20+10	1	99	1	0		19.14	19.02	19.02		
10+20	50	0	100	0	QPSK	22.06	21.96	21.96	25.19	0.3304
10+20	1	0	1	99		15.49	15.36	15.41		
10+20	1	49	1	0		23.97	23.84	23.88		
10+20	50	0	100	0	16-QAM	21.08	20.96	20.97	24.13	0.2588
10+20	1	0	1	99		15.48	15.34	15.26		
10+20	1	49	1	0		22.91	22.73	22.76		
10+20	50	0	100	0	64-QAM	21.04	20.91	20.97	23.22	0.2099
10+20	1	0	1	99		15.65	15.45	15.60		
10+20	1	49	1	0		21.98	21.92	22.00		
10+20	50	0	100	0	256-QAM	19.19	19.05	19.03	20.41	0.1099
10+20	1	0	1	99		15.76	15.45	15.59		
10+20	1	49	1	0		19.16	18.96	18.98		
20+5	100	0	25	0	QPSK	22.01	21.94	21.93	25.15	0.3273
20+5	1	0	1	24		15.49	15.34	15.39		
20+5	1	99	1	0		23.93	23.85	23.83		
20+5	100	0	25	0	16-QAM	21.04	20.95	20.93	24.05	0.2541
20+5	1	0	1	24		15.38	15.39	15.36		
20+5	1	99	1	0		22.83	22.72	22.75		
20+5	100	0	25	0	64-QAM	20.97	20.91	20.93	23.13	0.2056
20+5	1	0	1	24		15.66	15.51	15.49		
20+5	1	99	1	0		21.91	21.83	21.84		
20+5	100	0	25	0	256-QAM	19.21	19.14	19.08	20.43	0.1104
20+5	1	0	1	24		15.80	15.50	15.63		
20+5	1	99	1	0		19.20	19.16	19.08		
Limit	EIRP < 2W					Result			Pass	



LTE Band 41C_CA Maximum Average Power [dBm] (GT - LC = 1.22 dB)										
BW [MHz]	PCC		SCC		Mod	Lowest	Middle	Highest	EIRP (dBm)	EIRP (W)
	RB Size	RB Offset	RB Size	RB Offset						
5+20	25	0	100	0	QPSK	22.04	21.90	21.92	25.23	0.3334
5+20	1	0	1	99		15.52	15.31	15.35		
5+20	1	24	1	0		24.01	23.81	23.79		
5+20	25	0	100	0	16-QAM	21.07	20.92	20.93	24.04	0.2535
5+20	1	0	1	99		15.38	15.27	15.32		
5+20	1	24	1	0		22.82	22.70	22.75		
5+20	25	0	100	0	64-QAM	21.02	20.89	20.92	23.24	0.2109
5+20	1	0	1	99		15.57	15.36	15.39		
5+20	1	24	1	0		21.96	21.96	22.02		
5+20	25	0	100	0	256-QAM	19.26	19.04	19.05	20.48	0.1117
5+20	1	0	1	99		15.75	15.52	15.55		
5+20	1	24	1	0		19.15	19.06	18.97		
15+10	75	0	50	0	QPSK	22.12	21.98	21.99	25.19	0.3304
15+10	1	0	1	49		15.59	15.39	15.44		
15+10	1	74	1	0		23.97	23.87	23.86		
15+10	75	0	50	0	16-QAM	21.11	20.98	21.02	24.23	0.2649
15+10	1	0	1	49		15.50	15.41	15.45		
15+10	1	74	1	0		23.01	22.78	22.77		
15+10	75	0	50	0	64-QAM	21.07	20.94	20.97	23.27	0.2123
15+10	1	0	1	49		15.63	15.47	15.62		
15+10	1	74	1	0		22.05	21.95	21.82		
15+10	75	0	50	0	256-QAM	19.21	19.06	19.08	20.43	0.1104
15+10	1	0	1	49		15.82	15.58	15.71		
15+10	1	74	1	0		19.20	19.12	18.93		
10+15	50	0	75	0	QPSK	22.08	21.90	21.97	25.21	0.3319
10+15	1	0	1	74		15.57	15.31	15.51		
10+15	1	49	1	0		23.99	23.83	23.82		
10+15	50	0	75	0	16-QAM	21.10	20.89	20.94	25.04	0.3192
10+15	1	0	1	74		15.52	15.28	15.39		
10+15	1	49	1	0		22.97	22.68	23.82		
10+15	50	0	75	0	64-QAM	21.04	20.86	20.98	24.00	0.2512
10+15	1	0	1	74		15.60	15.49	15.49		
10+15	1	49	1	0		22.07	21.88	22.78		
10+15	50	0	75	0	256-QAM	19.23	19.06	19.07	20.45	0.1109
10+15	1	0	1	74		15.70	15.51	15.70		
10+15	1	49	1	0		19.22	19.03	19.15		
Limit	EIRP < 2W					Result			Pass	



LTE Band 41C_CA Maximum Average Power [dBm] (GT - LC = 1.22 dB)										
15+15	75	0	75	0	QPSK	22.03	21.94	21.94	25.09	0.3228
15+15	1	0	1	74		15.44	15.33	15.35		
15+15	1	74	1	0		23.87	23.77	23.76		
15+15	75	0	75	0	16-QAM	21.03	20.92	20.95	24.00	0.2512
15+15	1	0	1	74		15.55	15.35	15.35		
15+15	1	74	1	0		22.78	22.68	22.68		
15+15	75	0	75	0	64-QAM	20.99	20.92	20.96	23.17	0.2075
15+15	1	0	1	74		15.60	15.46	15.38		
15+15	1	74	1	0		21.90	21.91	21.95		
15+15	75	0	75	0	256-QAM	19.16	19.04	19.03	20.38	0.1091
15+15	1	0	1	74		15.62	15.49	15.53		
15+15	1	74	1	0		19.09	19.00	18.87		
Limit	EIRP < 2W					Result			Pass	



LTE Band 41C(HPUE)_CA Maximum Average Power [dBm] (GT - LC = 1.22 dB)										
BW [MHz]	PCC		SCC		Mod	Lowest	Middle	Highest	EIRP (dBm)	EIRP (W)
	RB Size	RB Offset	RB Size	RB Offset						
20+20	100	0	100	0	QPSK	25.02	24.90	24.89	27.98	0.6281
20+20	1	0	1	99		18.59	18.37	18.29		
20+20	1	99	1	0		26.76	26.58	26.54		
20+20	100	0	100	0	16-QAM	24.02	23.91	23.88	27.02	0.5035
20+20	1	0	1	99		18.97	18.76	18.69		
20+20	1	99	1	0		25.80	25.75	25.57		
20+20	100	0	100	0	64-QAM	24.02	23.94	23.86	26.64	0.4613
20+20	1	0	1	99		18.81	18.66	18.59		
20+20	1	99	1	0		25.42	25.20	25.28		
20+20	100	0	100	0	256-QAM	21.95	22.15	21.82	23.37	0.2173
20+20	1	0	1	99		18.48	18.39	18.24		
20+20	1	99	1	0		21.91	22.08	21.80		
20+15	100	0	75	0	QPSK	24.92	24.75	24.81	27.90	0.6166
20+15	1	0	1	74		18.71	18.32	18.45		
20+15	1	99	1	0		26.68	26.41	26.50		
20+15	100	0	75	0	16-QAM	23.82	23.75	23.78	26.93	0.4932
20+15	1	0	1	74		18.32	18.58	18.65		
20+15	1	99	1	0		25.71	25.50	25.49		
20+15	100	0	75	0	64-QAM	23.95	23.75	23.76	26.40	0.4365
20+15	1	0	1	74		18.67	18.46	18.53		
20+15	1	99	1	0		24.93	25.16	25.18		
20+15	100	0	75	0	256-QAM	21.83	21.76	21.79	23.16	0.2070
20+15	1	0	1	74		18.54	18.31	18.26		
20+15	1	99	1	0		21.81	21.84	21.94		
15+20	75	0	100	0	QPSK	25.00	24.76	24.80	27.90	0.6166
15+20	1	0	1	99		18.61	18.29	18.39		
15+20	1	74	1	0		26.68	26.44	26.55		
15+20	75	0	100	0	16-QAM	23.96	23.72	23.83	26.89	0.4887
15+20	1	0	1	99		18.82	18.68	18.68		
15+20	1	74	1	0		25.65	25.67	25.58		
15+20	75	0	100	0	64-QAM	24.02	23.77	23.77	26.71	0.4688
15+20	1	0	1	99		18.75	18.48	18.64		
15+20	1	74	1	0		25.39	25.18	25.49		
15+20	75	0	100	0	256-QAM	21.87	21.79	21.73	23.09	0.2037
15+20	1	0	1	99		18.15	18.24	18.42		
15+20	1	74	1	0		21.43	21.79	21.86		
Limit	EIRP < 2W					Result			Pass	



LTE Band 41C(HPUE)_CA Maximum Average Power [dBm] (GT - LC = 1.22 dB)										
BW [MHz]	PCC		SCC		Mod	Lowest	Middle	Highest	EIRP (dBm)	EIRP (W)
	RB Size	RB Offset	RB Size	RB Offset						
20+10	100	0	50	0	QPSK	24.95	24.79	24.81	27.87	0.6124
20+10	1	0	1	49		18.61	18.41	18.60		
20+10	1	99	1	0		26.65	26.49	26.59		
20+10	100	0	50	0	16-QAM	24.04	23.81	23.85	27.11	0.5140
20+10	1	0	1	49		18.94	18.70	18.70		
20+10	1	99	1	0		25.67	25.59	25.89		
20+10	100	0	50	0	64-QAM	23.86	23.80	23.82	26.89	0.4887
20+10	1	0	1	49		18.73	18.59	18.63		
20+10	1	99	1	0		25.39	25.27	25.67		
20+10	100	0	50	0	256-QAM	21.85	21.80	21.79	23.07	0.2028
20+10	1	0	1	49		18.32	18.27	18.24		
20+10	1	99	1	0		21.84	21.80	21.76		
10+20	50	0	100	0	QPSK	24.93	24.80	24.81	27.92	0.6194
10+20	1	0	1	99		18.61	18.42	18.48		
10+20	1	49	1	0		26.70	26.46	26.68		
10+20	50	0	100	0	16-QAM	23.97	23.82	23.85	27.05	0.5070
10+20	1	0	1	99		18.78	18.70	18.70		
10+20	1	49	1	0		25.83	25.54	25.70		
10+20	50	0	100	0	64-QAM	23.96	23.81	23.79	26.78	0.4764
10+20	1	0	1	99		18.81	18.41	18.51		
10+20	1	49	1	0		25.56	25.27	25.26		
10+20	50	0	100	0	256-QAM	21.85	21.83	21.73	23.14	0.2061
10+20	1	0	1	99		18.15	18.38	18.30		
10+20	1	49	1	0		21.92	21.67	21.87		
20+5	100	0	25	0	QPSK	24.91	24.82	24.81	27.97	0.6266
20+5	1	0	1	24		16.62	16.43	18.51		
20+5	1	99	1	0		26.75	26.52	26.56		
20+5	100	0	25	0	16-QAM	23.88	23.86	23.83	27.10	0.5129
20+5	1	0	1	24		16.87	16.67	19.04		
20+5	1	99	1	0		25.88	25.79	25.67		
20+5	100	0	25	0	64-QAM	23.91	23.82	23.79	26.72	0.4699
20+5	1	0	1	24		16.84	16.59	18.57		
20+5	1	99	1	0		25.47	25.23	25.50		
20+5	100	0	25	0	256-QAM	21.80	21.82	21.78	23.17	0.2075
20+5	1	0	1	24		16.65	16.28	18.76		
20+5	1	99	1	0		21.83	21.91	21.95		
Limit	EIRP < 2W					Result			Pass	



LTE Band 41C(HPUE)_CA Maximum Average Power [dBm] (GT - LC = 1.22 dB)										
BW [MHz]	PCC		SCC		Mod	Lowest	Middle	Highest	EIRP (dBm)	EIRP (W)
	RB Size	RB Offset	RB Size	RB Offset						
5+20	25	0	100	0	QPSK	22.89	22.86	24.84	28.04	0.6368
5+20	1	0	1	99		16.71	16.38	18.46		
5+20	1	24	1	0		26.82	26.53	26.67		
5+20	25	0	100	0	16-QAM	23.98	23.86	23.78	27.06	0.5082
5+20	1	0	1	99		17.30	16.71	18.82		
5+20	1	24	1	0		25.50	25.60	25.84		
5+20	25	0	100	0	64-QAM	23.93	23.83	23.80	26.80	0.4786
5+20	1	0	1	99		16.81	16.57	18.39		
5+20	1	24	1	0		25.58	25.44	24.97		
5+20	25	0	100	0	256-QAM	21.87	21.81	21.67	23.09	0.2037
5+20	1	0	1	99		16.72	16.31	18.04		
5+20	1	24	1	0		21.63	21.81	21.63		
15+10	75	0	50	0	QPSK	24.92	24.81	24.74	27.93	0.6209
15+10	1	0	1	49		16.63	16.38	18.56		
15+10	1	74	1	0		26.71	26.45	26.63		
15+10	75	0	50	0	16-QAM	23.90	23.82	23.85	27.38	0.5470
15+10	1	0	1	49		17.06	16.63	18.90		
15+10	1	74	1	0		26.16	25.61	25.56		
15+10	75	0	50	0	64-QAM	23.92	23.80	23.75	26.64	0.4613
15+10	1	0	1	49		16.71	16.63	18.60		
15+10	1	74	1	0		25.42	25.33	25.33		
15+10	75	0	50	0	256-QAM	21.81	21.82	21.78	23.05	0.2018
15+10	1	0	1	49		16.74	16.30	18.28		
15+10	1	74	1	0		21.68	21.74	21.83		
10+15	50	0	75	0	QPSK	25.09	24.88	24.96	28.04	0.6368
10+15	1	0	1	74		16.73	16.54	18.61		
10+15	1	49	1	0		26.82	26.61	26.57		
10+15	50	0	75	0	16-QAM	24.12	23.93	23.99	27.15	0.5188
10+15	1	0	1	74		17.06	16.82	18.84		
10+15	1	49	1	0		25.90	25.83	25.93		
10+15	50	0	75	0	64-QAM	24.09	23.91	23.98	26.73	0.4710
10+15	1	0	1	74		16.92	16.73	18.68		
10+15	1	49	1	0		25.48	25.38	25.51		
10+15	50	0	75	0	256-QAM	22.08	21.98	21.57	23.30	0.2138
10+15	1	0	1	74		16.82	16.07	18.46		
10+15	1	49	1	0		21.79	21.94	21.48		
Limit	EIRP < 2W					Result			Pass	



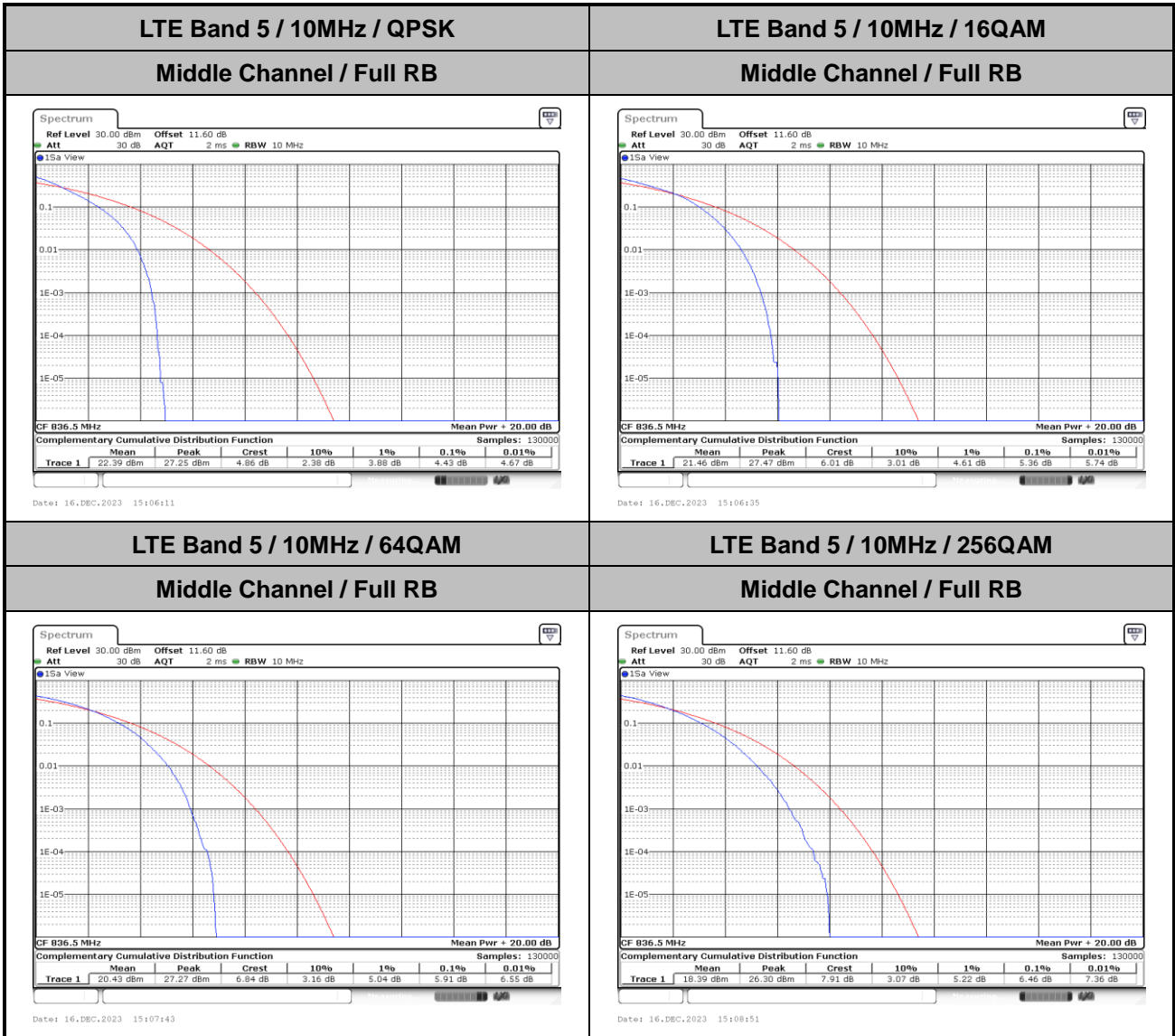
LTE Band 41C(HPUE)_CA Maximum Average Power [dBm] (GT - LC = 1.22 dB)										
BW [MHz]	PCC		SCC		Mod	Lowest	Middle	Highest	EIRP (dBm)	EIRP (W)
	RB Size	RB Offset	RB Size	RB Offset						
15+15	75	0	75	0	QPSK	22.96	22.78	24.79	27.96	0.6252
15+15	1	0	1	74		18.62	18.35	18.43		
15+15	1	74	1	0		26.74	26.44	26.56		
15+15	75	0	75	0	16-QAM	22.91	22.75	23.82	26.88	0.4875
15+15	1	0	1	74		18.98	18.76	18.73		
15+15	1	74	1	0		25.66	25.61	25.62		
15+15	75	0	75	0	64-QAM	22.93	22.79	23.81	26.48	0.4446
15+15	1	0	1	74		18.46	18.49	18.31		
15+15	1	74	1	0		25.26	25.18	25.25		
15+15	75	0	75	0	256-QAM	22.84	22.80	21.79	24.06	0.2547
15+15	1	0	1	74		18.57	18.28	18.45		
15+15	1	74	1	0		21.65	21.88	21.64		
Limit	EIRP < 2W					Result			Pass	



LTE Band 5

Peak-to-Average Ratio

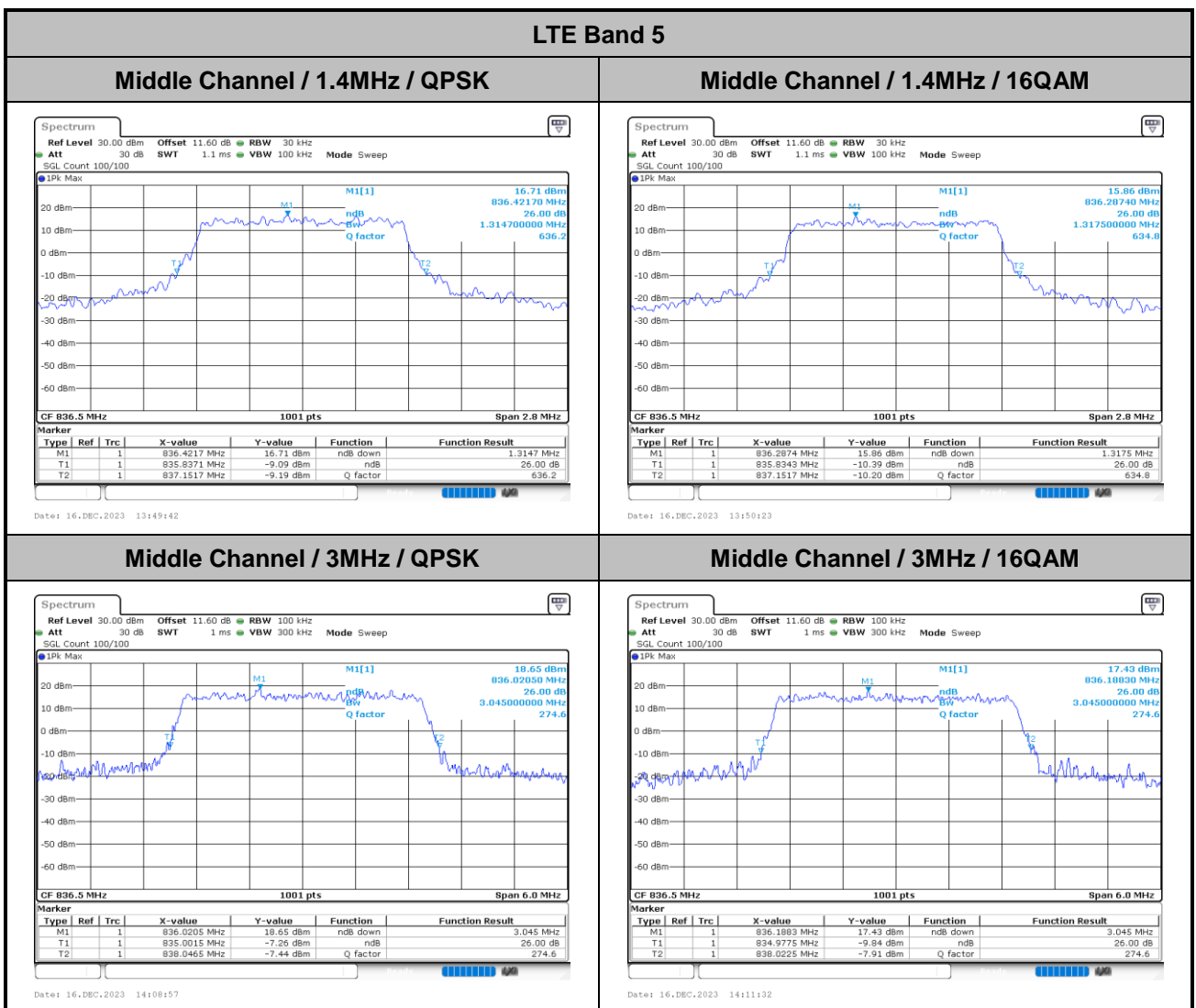
Mode	LTE Band 5 / 10MHz				
Mod.	QPSK	16QAM	64QAM	256QAM	Limit: 13dB
RB Size	Full RB	Full RB	Full RB	Full RB	Result
Middle CH	4.43	5.36	5.91	6.46	PASS





26dB Bandwidth

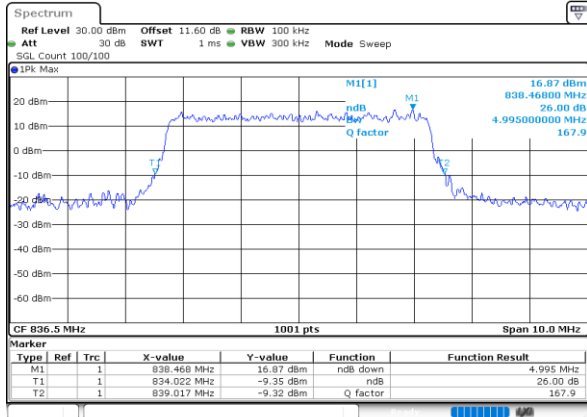
Mode	LTE Band 5 : 26dB BW(MHz)											
BW	1.4MHz		3MHz		5MHz		10MHz		15MHz		20MHz	
Mod.	QPSK	16QAM	QPSK	16QAM	QPSK	16QAM	QPSK	16QAM	QPSK	16QAM	QPSK	16QAM
Middle CH	1.31	1.31	3.04	3.04	4.99	4.90	9.83	9.78	-	-	-	-
Mode	LTE Band 5 : 26dB BW(MHz)											
BW	1.4MHz		3MHz		5MHz		10MHz		15MHz		20MHz	
Mod.	64QAM	256QAM	64QAM	256QAM	64QAM	256QAM	64QAM	256QAM	64QAM	256QAM	64QAM	256QAM
Middle CH	1.31	1.33	3.08	3.06	4.98	4.91	9.78	9.89	-	-	-	-





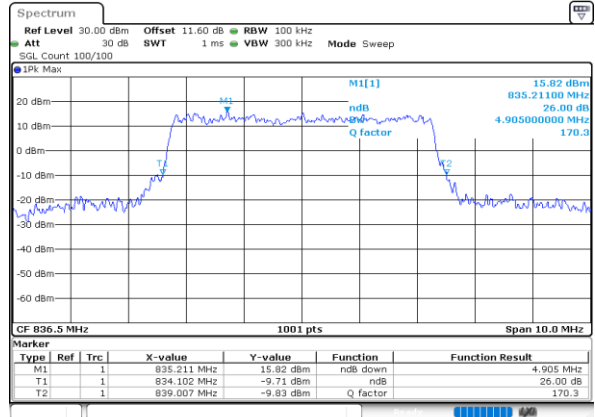
LTE Band 5

Middle Channel / 5MHz / QPSK



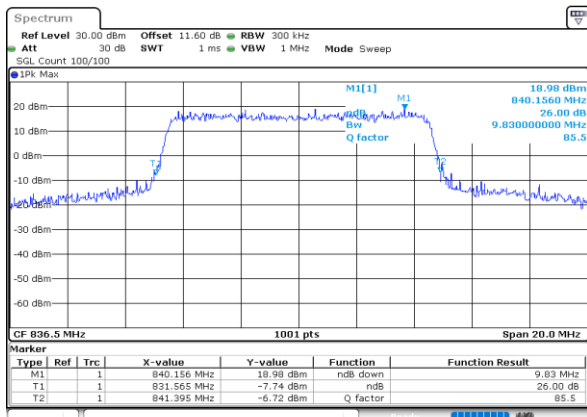
Date: 16, DEC, 2023 14:52:49

Middle Channel / 5MHz / 16QAM



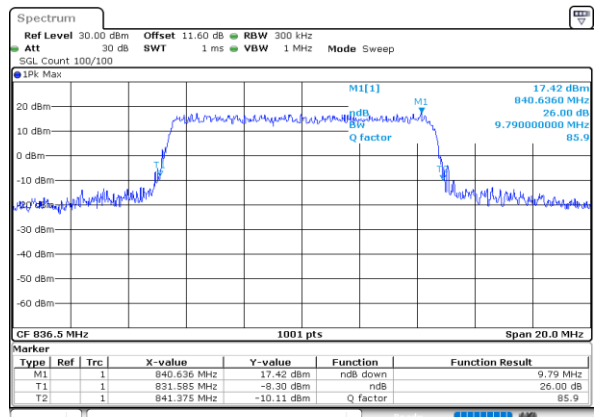
Date: 16, DEC, 2023 14:53:34

Middle Channel / 10MHz / QPSK



Date: 16, DEC, 2023 15:05:40

Middle Channel / 10MHz / 16QAM

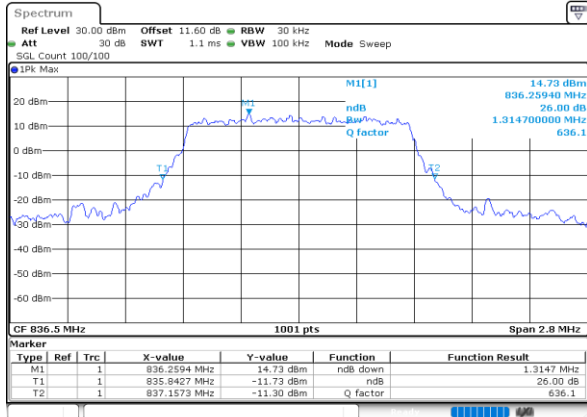


Date: 16, DEC, 2023 15:07:19



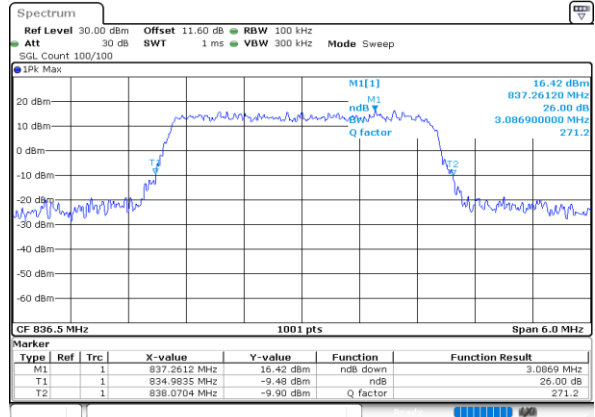
LTE Band 5

Middle Channel / 1.4MHz / 64QAM



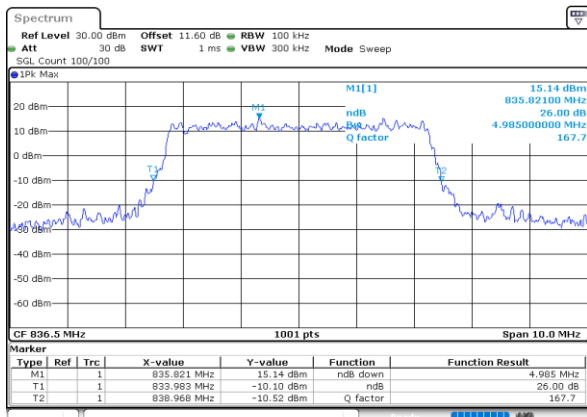
Date: 16.DEC.2023 13:51:04

Middle Channel / 3MHz / 64QAM



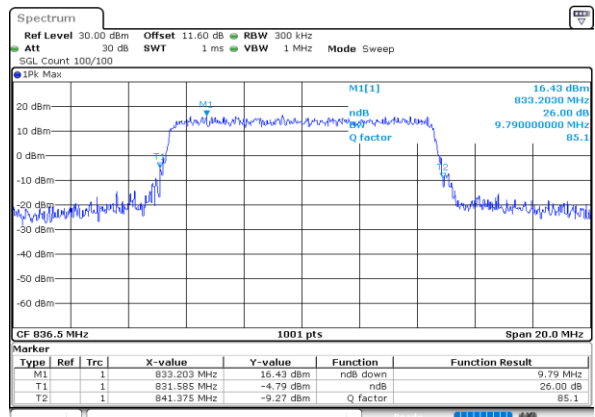
Date: 16.DEC.2023 14:12:18

Middle Channel / 5MHz / 64QAM



Date: 16.DEC.2023 14:54:19

Middle Channel / 10MHz / 64QAM

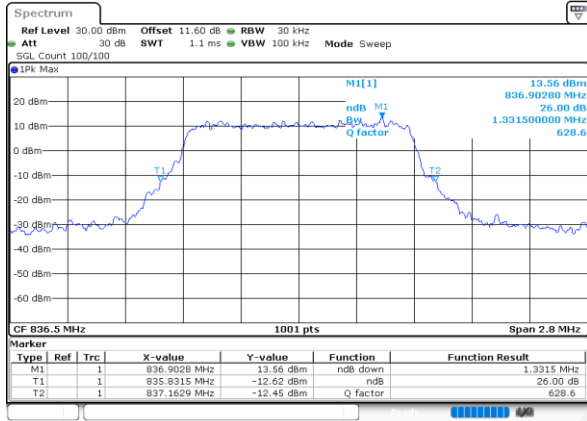


Date: 16.DEC.2023 15:08:28



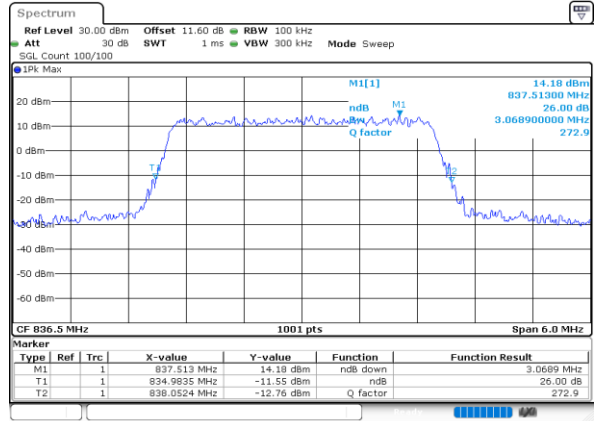
LTE Band 5

Middle Channel / 1.4MHz / 256QAM



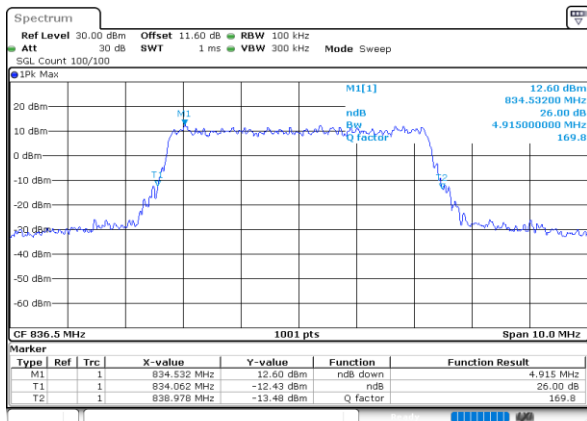
Date: 16, DEC, 2023 13:51:45

Middle Channel / 3MHz / 256QAM



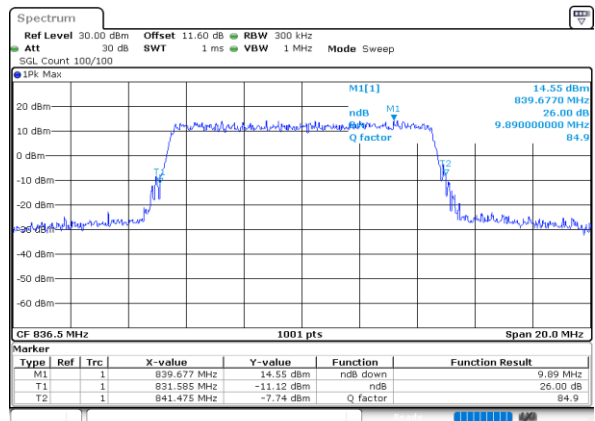
Date: 16, DEC, 2023 14:38:37

Middle Channel / 5MHz / 256QAM



Date: 16, DEC, 2023 14:55:04

Middle Channel / 10MHz / 256QAM

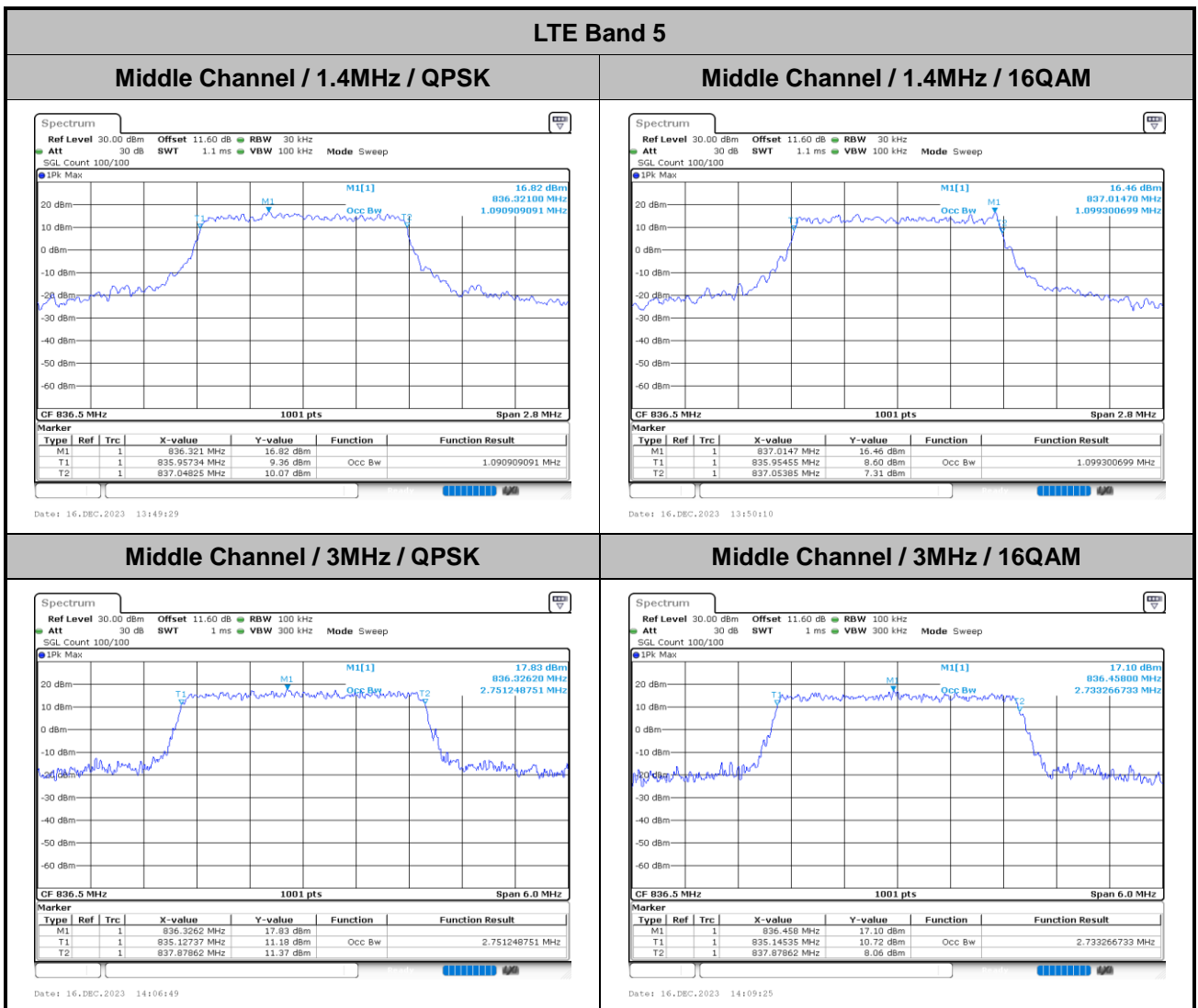


Date: 16, DEC, 2023 15:09:36



Occupied Bandwidth

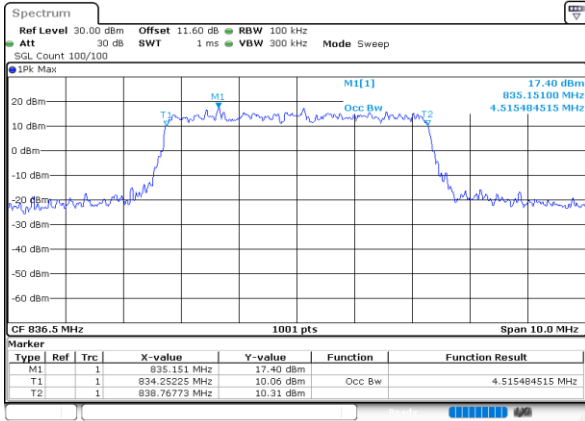
Mode		LTE Band 5 : 99%OBW(MHz)											
BW	1.4MHz	3MHz		5MHz		10MHz		15MHz		20MHz			
Mod.	QPSK	16QAM	QPSK	16QAM	QPSK	16QAM	QPSK	16QAM	QPSK	16QAM	QPSK	16QAM	
Middle CH	1.09	1.09	2.75	2.73	4.51	4.51	9.05	9.05	-	-	-	-	
Mode		LTE Band 5 : 99%OBW(MHz)											
BW	1.4MHz	3MHz		5MHz		10MHz		15MHz		20MHz			
Mod.	64QAM	256QAM	64QAM	256QAM	64QAM	256QAM	64QAM	256QAM	64QAM	256QAM	64QAM	256QAM	
Middle CH	1.09	1.11	2.72	2.73	4.50	4.47	9.05	9.07	-	-	-	-	





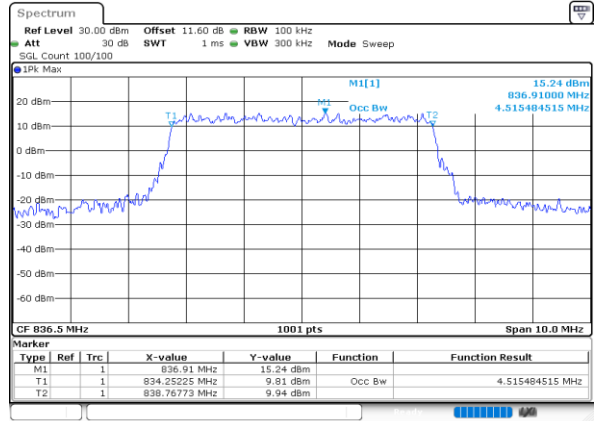
LTE Band 5

Middle Channel / 5MHz / QPSK



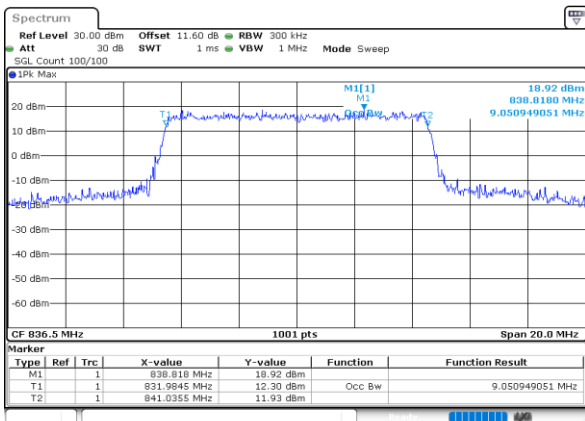
Date: 16.DEC.2023 14:52:27

Middle Channel / 5MHz / 16QAM



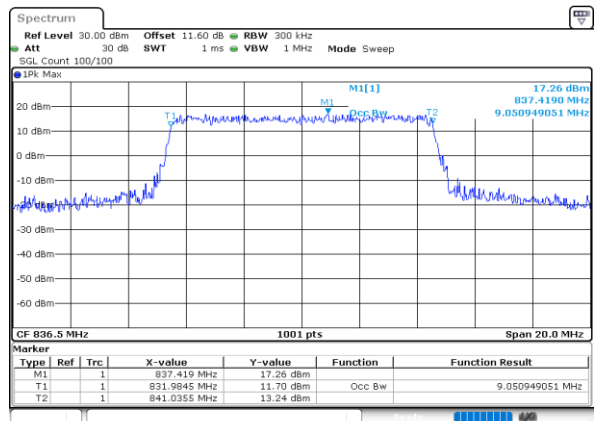
Date: 16.DEC.2023 14:53:11

Middle Channel / 10MHz / QPSK



Date: 16.DEC.2023 15:05:25

Middle Channel / 10MHz / 16QAM

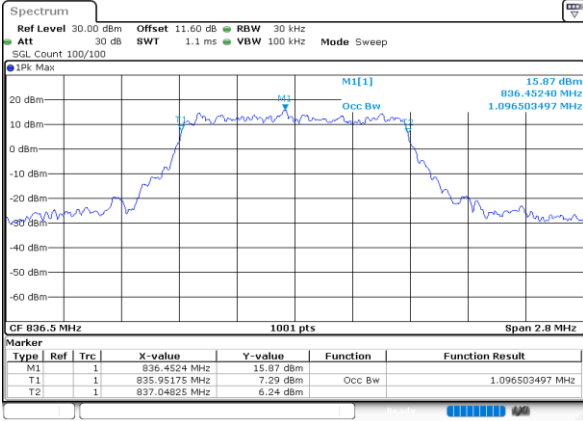


Date: 16.DEC.2023 15:06:57



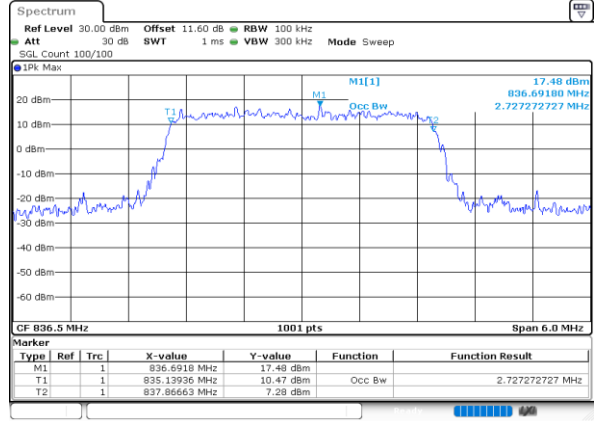
LTE Band 5

Middle Channel / 1.4MHz / 64QAM



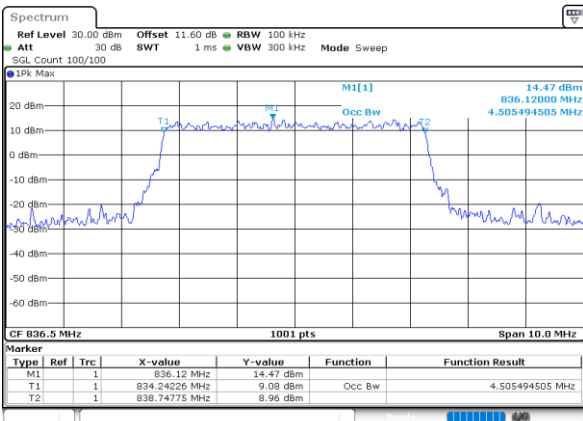
Date: 16.DEC.2023 13:50:51

Middle Channel / 3MHz / 64QAM



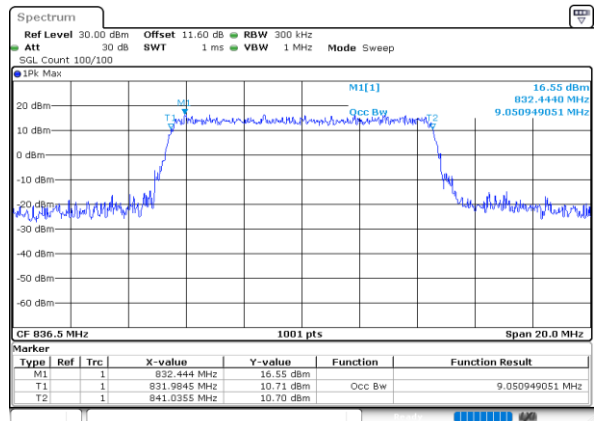
Date: 16.DEC.2023 14:12:05

Middle Channel / 5MHz / 64QAM



Date: 16.DEC.2023 14:53:56

Middle Channel / 10MHz / 64QAM

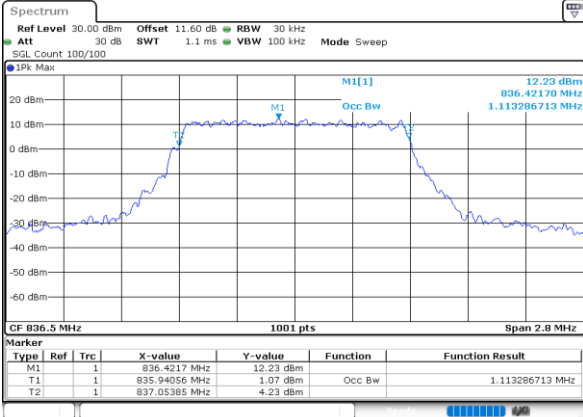


Date: 16.DEC.2023 15:08:05



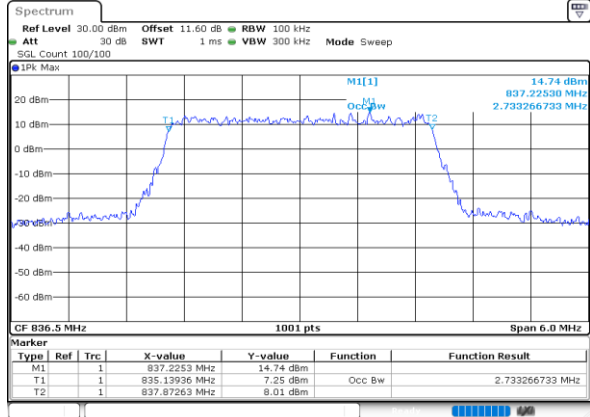
LTE Band 5

Middle Channel / 1.4MHz / 256QAM



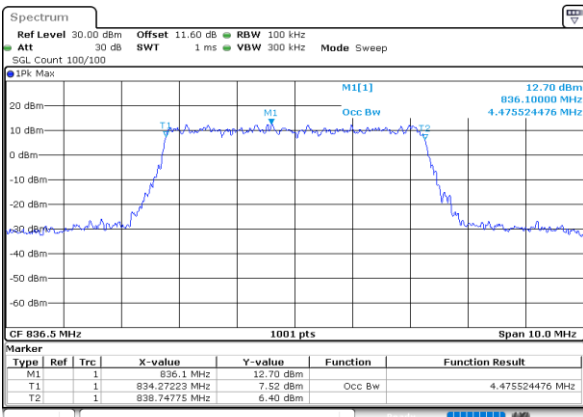
Date: 16.DEC.2023 13:51:32

Middle Channel / 3MHz / 256QAM



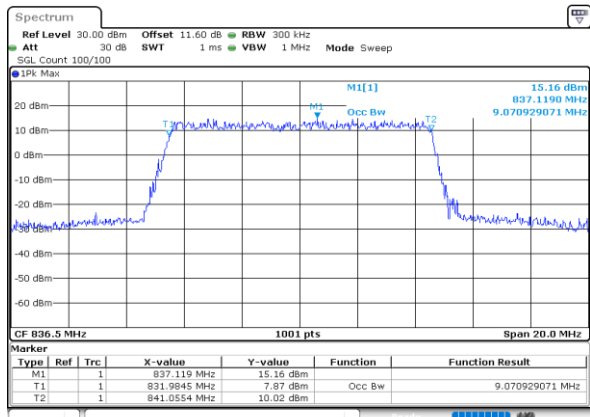
Date: 16.DEC.2023 14:12:52

Middle Channel / 5MHz / 256QAM



Date: 16.DEC.2023 14:54:41

Middle Channel / 10MHz / 256QAM



Date: 16.DEC.2023 15:09:14



Conducted Band Edge

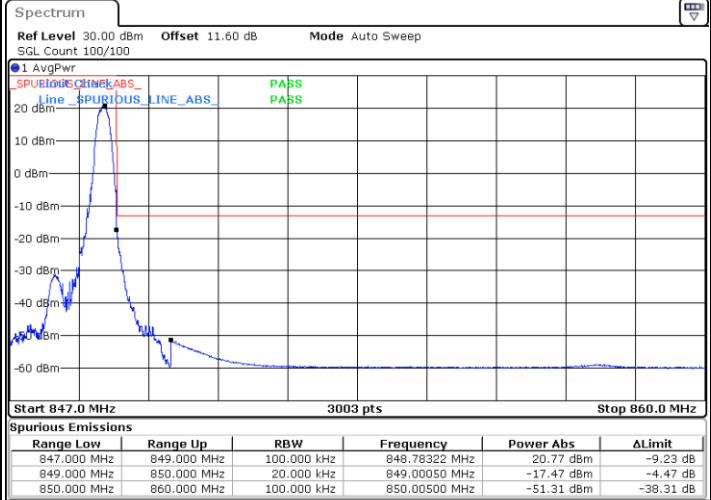
LTE Band 5 / 1.4MHz / QPSK

Lowest Band Edge / 1RB



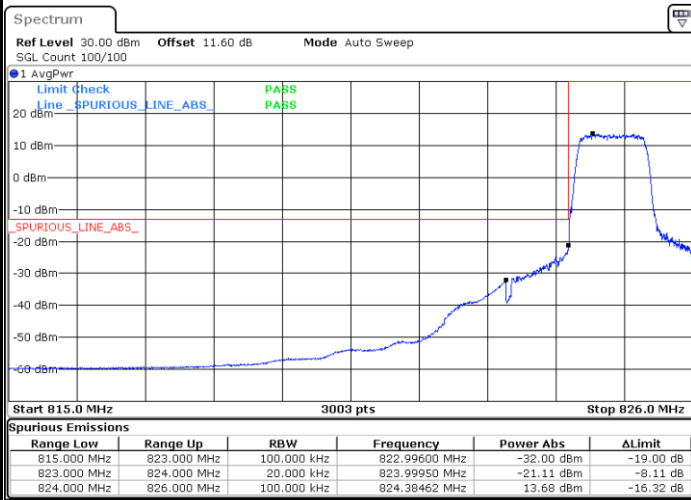
Date: 16.DEC.2023 13:27:02

Highest Band Edge / 1RB



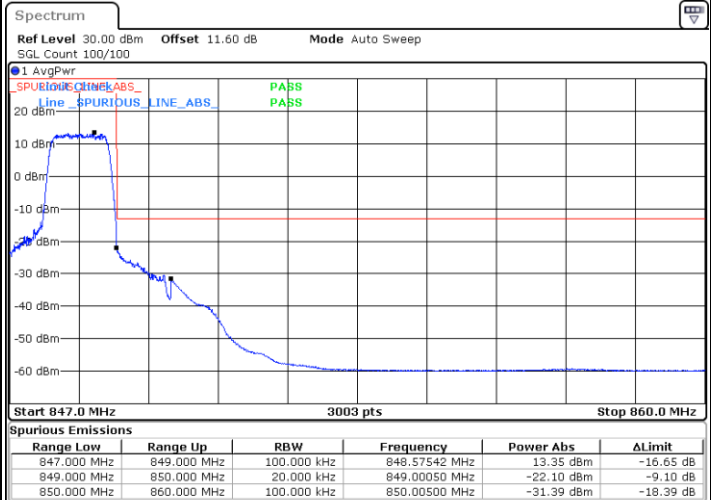
Date: 16.DEC.2023 13:56:34

Lowest Band Edge / Full RB



Date: 16.DEC.2023 13:44:52

Highest Band Edge / Full RB



Date: 16.DEC.2023 13:52:41



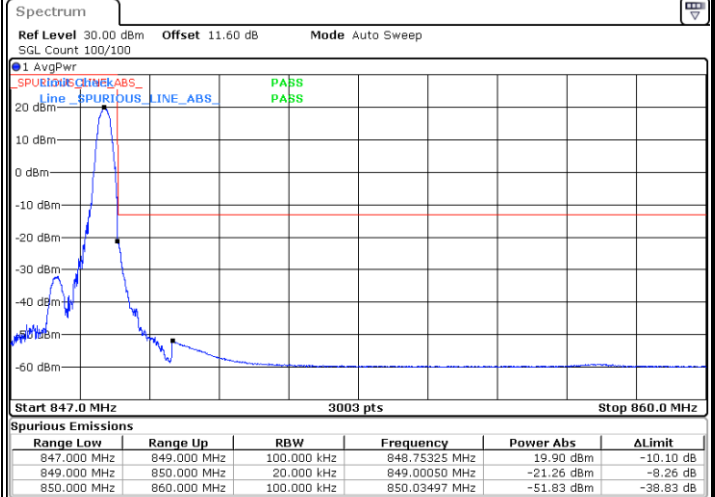
LTE Band 5 / 1.4MHz / 16QAM

Lowest Band Edge / 1 RB



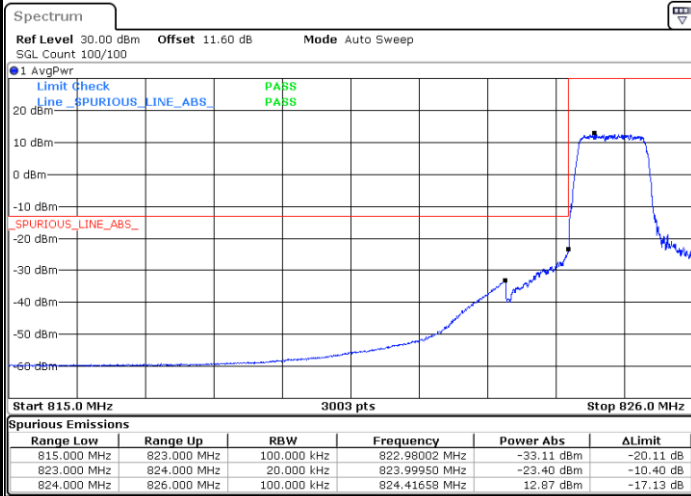
Date: 16.DEC.2023 13:28:00

Highest Band Edge / 1 RB



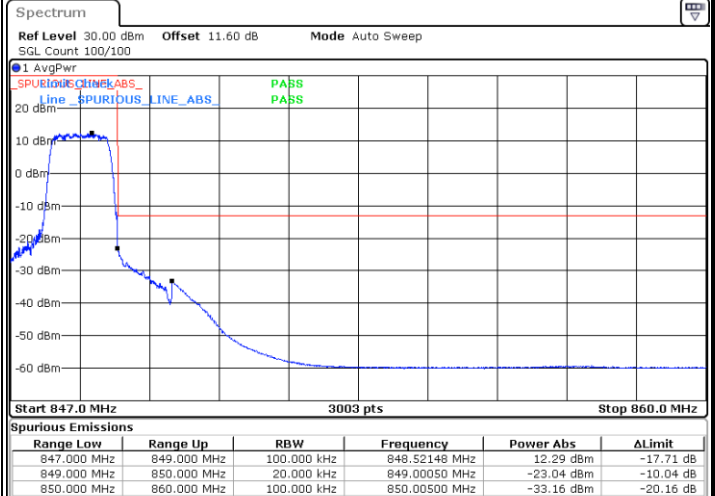
Date: 16.DEC.2023 13:57:31

Lowest Band Edge / Full RB



Date: 16.DEC.2023 13:45:49

Highest Band Edge / Full RB



Date: 16.DEC.2023 13:53:39



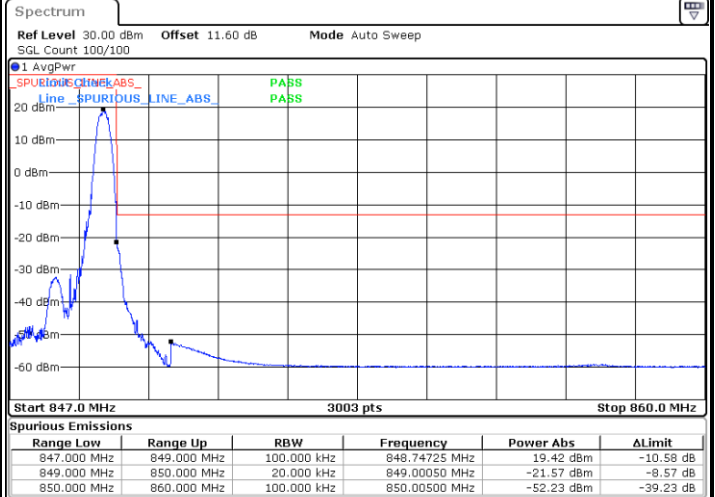
LTE Band 5 / 1.4MHz / 64QAM

Lowest Band Edge / 1 RB



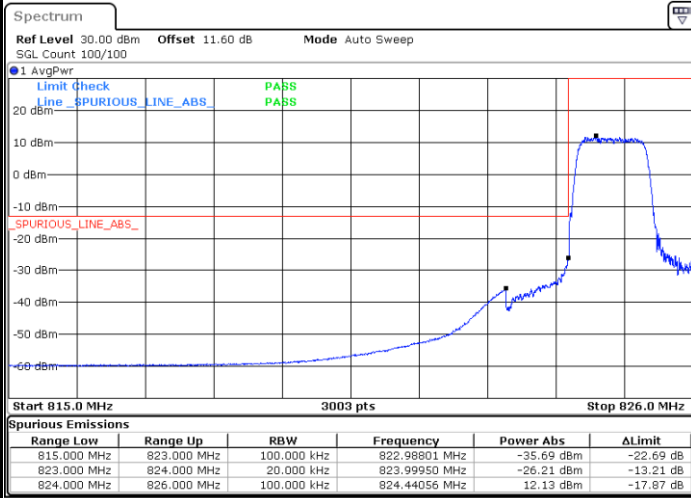
Date: 16.DEC.2023 13:41:35

Highest Band Edge / 1 RB



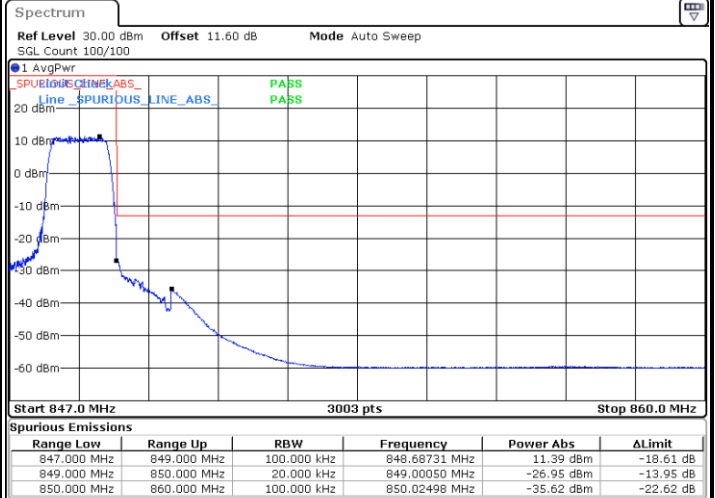
Date: 16.DEC.2023 13:58:29

Lowest Band Edge / Full RB



Date: 16.DEC.2023 13:46:47

Highest Band Edge / Full RB

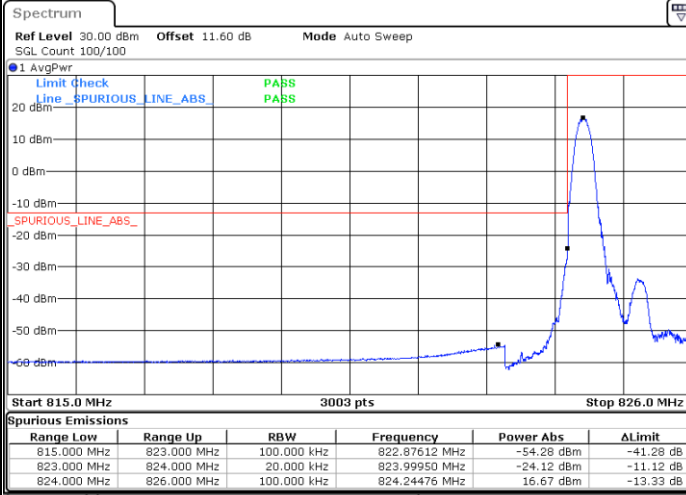


Date: 16.DEC.2023 13:54:36



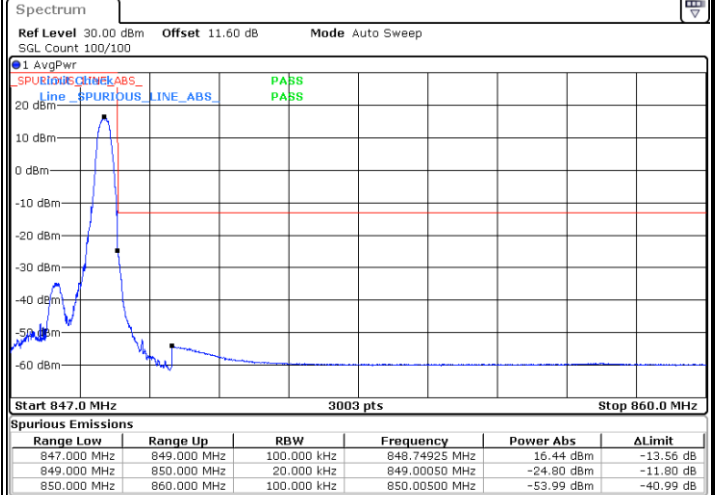
LTE Band 5 / 1.4MHz / 256QAM

Lowest Band Edge / 1 RB



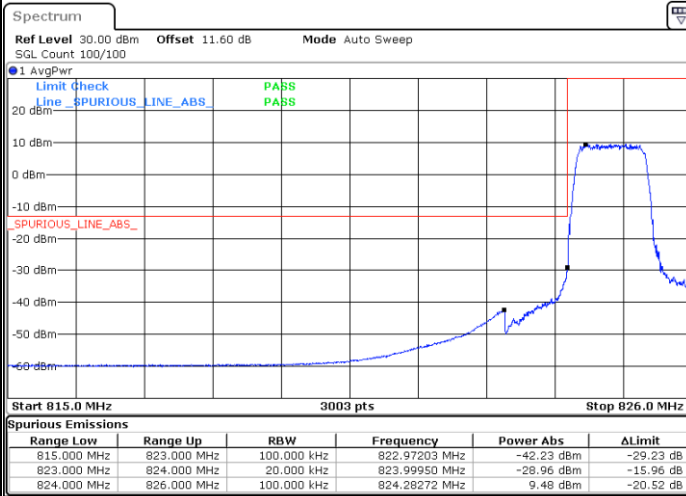
Date: 16.DEC.2023 13:42:33

Highest Band Edge / 1 RB



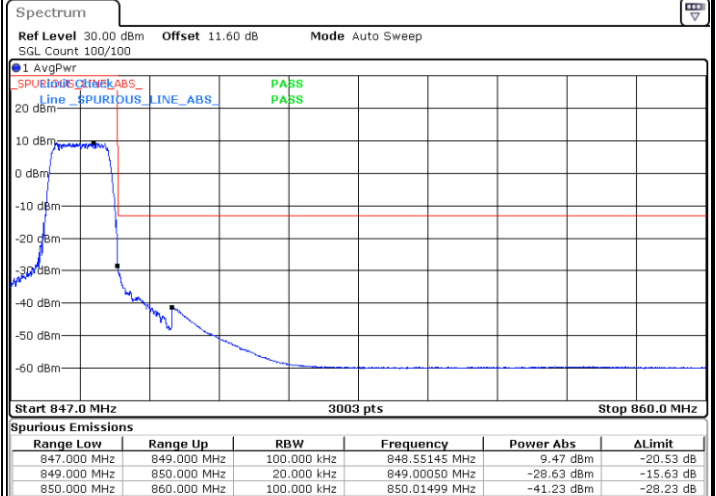
Date: 16.DEC.2023 13:59:26

Lowest Band Edge / Full RB



Date: 16.DEC.2023 13:47:44

Highest Band Edge / Full RB

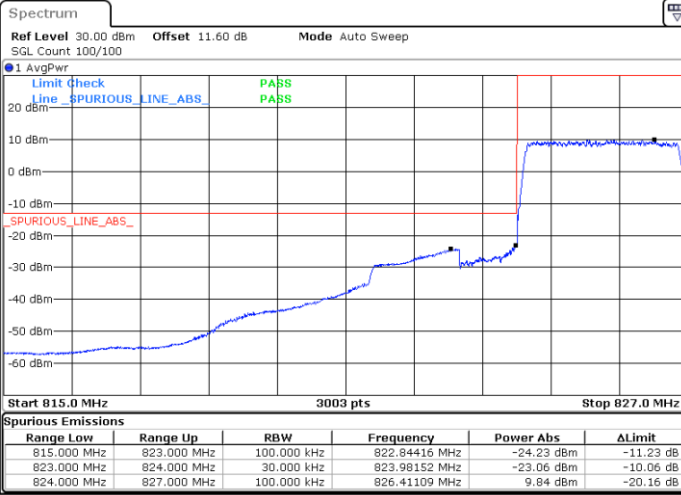


Date: 16.DEC.2023 13:55:33



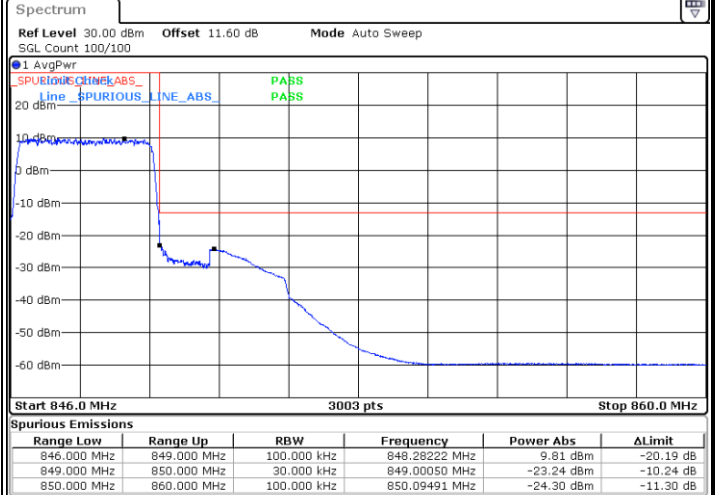
LTE Band 5 / 3MHz / QPSK

Lowest Band Edge / Full RB



Date: 16.DEC.2023 14:03:26

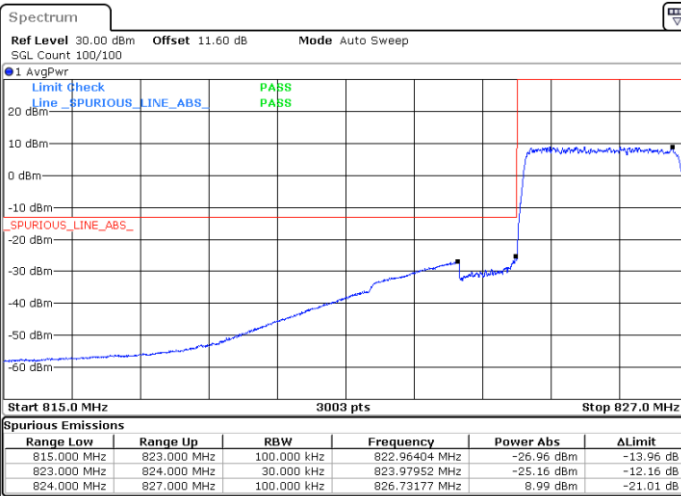
Highest Band Edge / Full RB



Date: 16.DEC.2023 14:39:34

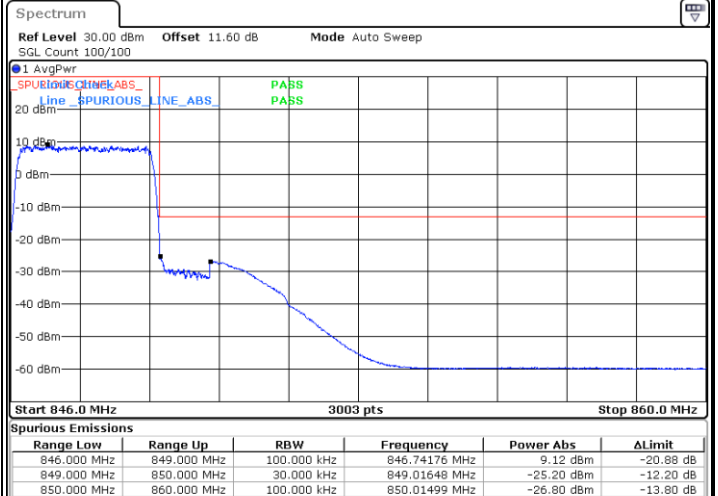
LTE Band 5 / 3MHz / 16QAM

Lowest Band Edge / Full RB



Date: 16.DEC.2023 14:04:23

Highest Band Edge / Full RB

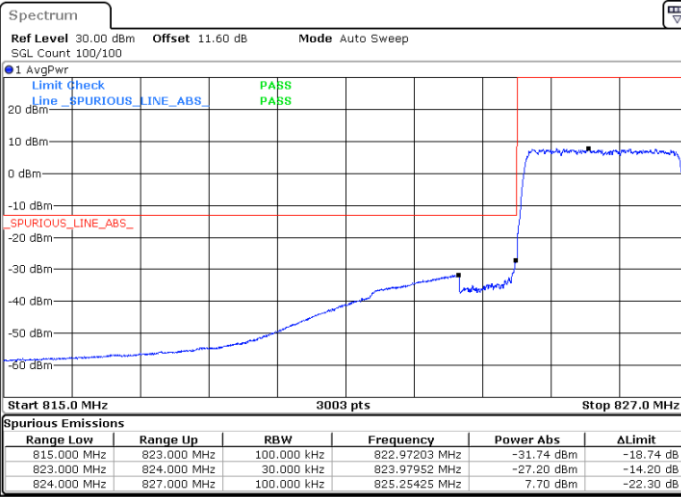


Date: 16.DEC.2023 14:40:31



LTE Band 5 / 3MHz / 64QAM

Lowest Band Edge / Full RB



Date: 16.DEC.2023 14:05:20

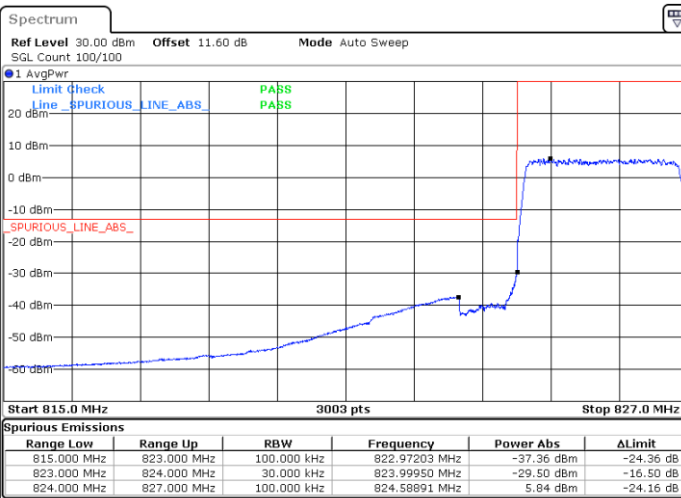
Highest Band Edge / Full RB



Date: 16.DEC.2023 14:41:29

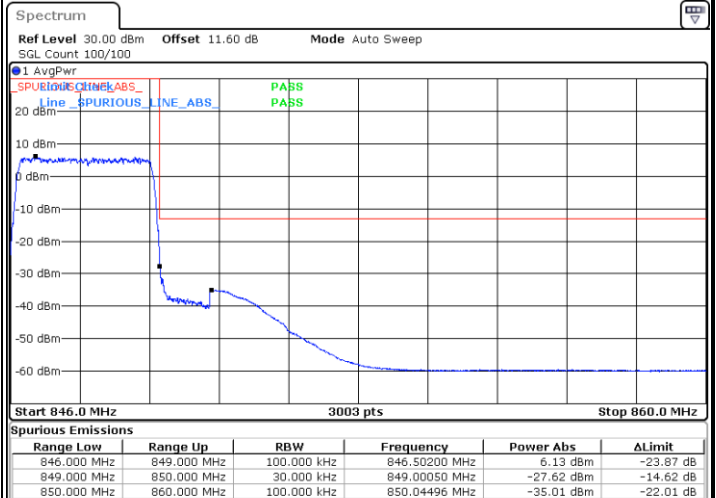
LTE Band 5 / 3MHz / 256QAM

Lowest Band Edge / Full RB



Date: 16.DEC.2023 14:06:18

Highest Band Edge / Full RB

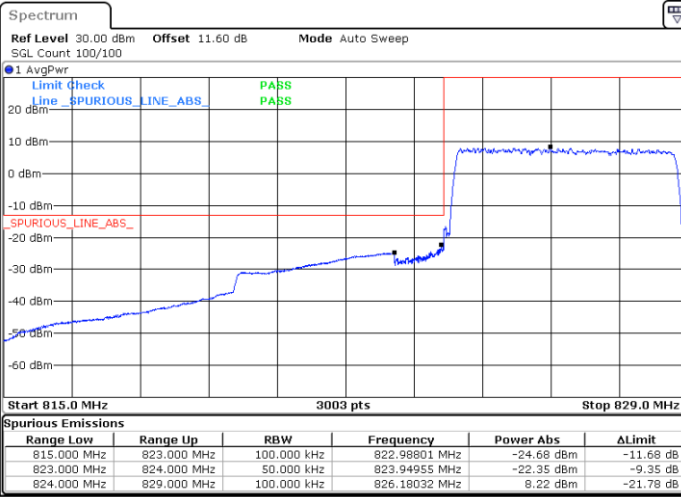


Date: 16.DEC.2023 14:42:26



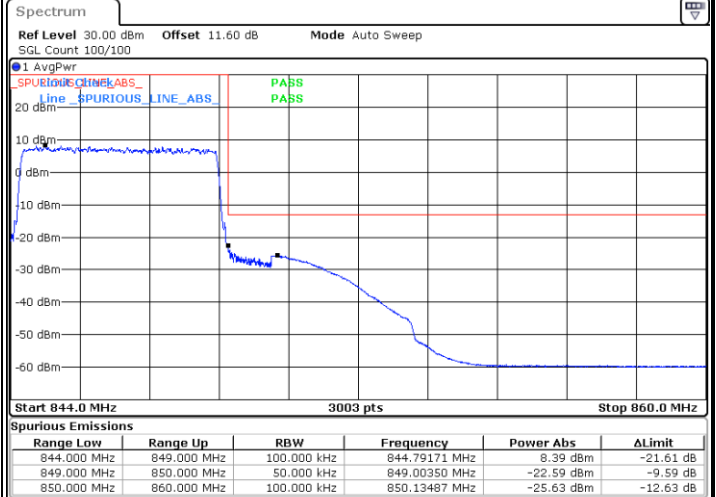
LTE Band 5 / 5MHz / QPSK

Lowest Band Edge / Full RB



Date: 16.DEC.2023 14:49:08

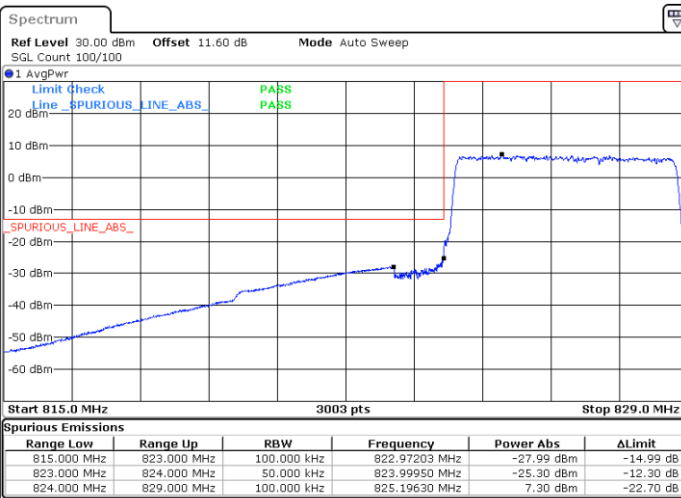
Highest Band Edge / Full RB



Date: 16.DEC.2023 14:55:55

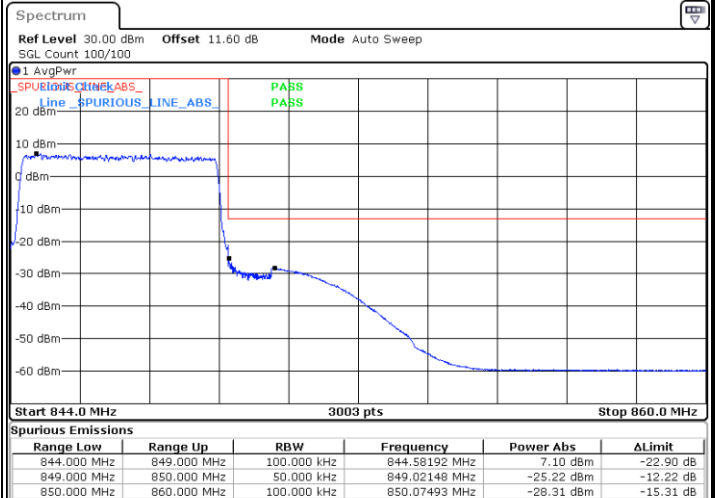
LTE Band 5 / 5MHz / 16QAM

Lowest Band Edge / Full RB



Date: 16.DEC.2023 14:50:01

Highest Band Edge / Full RB

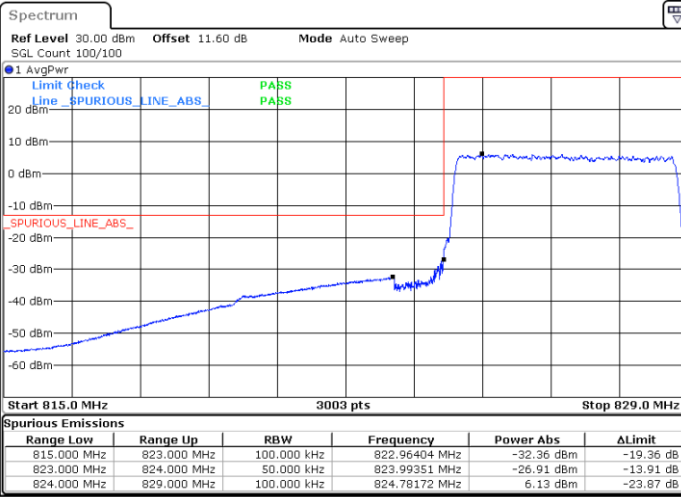


Date: 16.DEC.2023 14:56:47



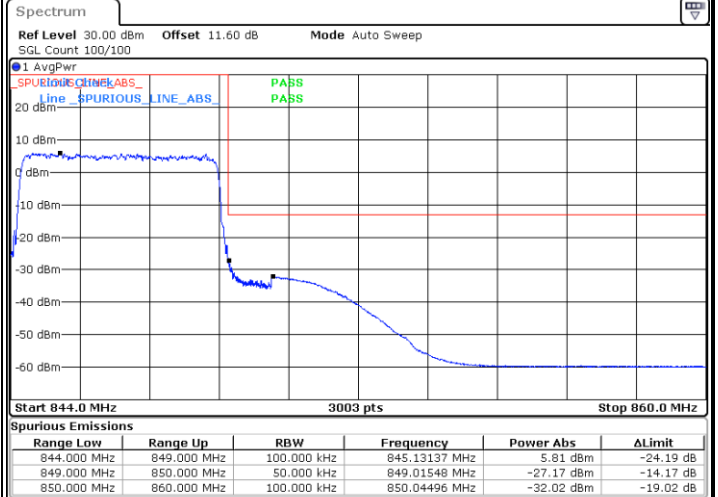
LTE Band 5 / 5MHz / 64QAM

Lowest Band Edge / Full RB



Date: 16.DEC.2023 14:50:53

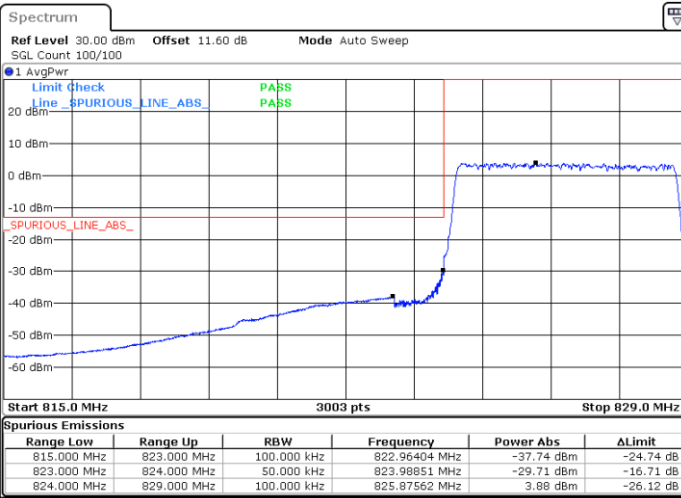
Highest Band Edge / Full RB



Date: 16.DEC.2023 14:57:39

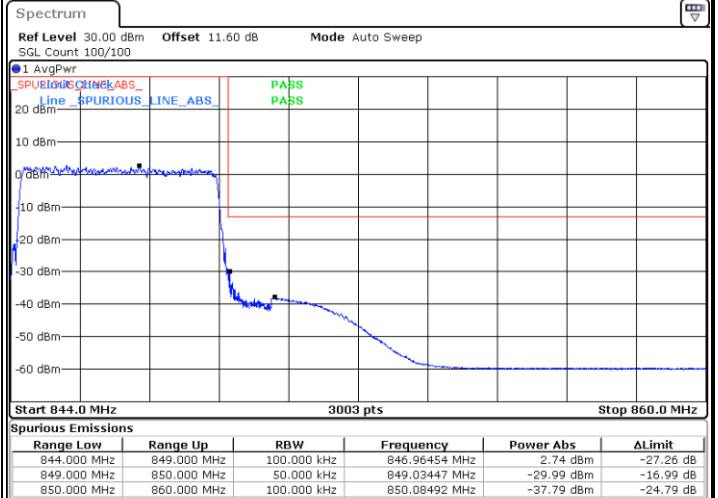
LTE Band 5 / 5MHz / 256QAM

Lowest Band Edge / Full RB



Date: 16.DEC.2023 14:51:46

Highest Band Edge / Full RB

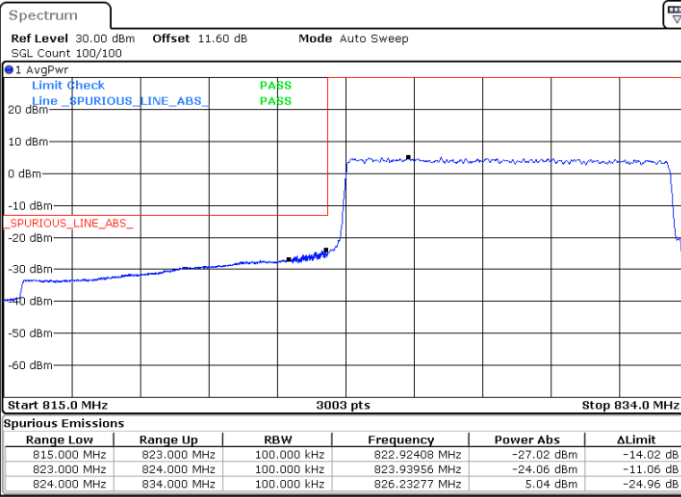


Date: 16.DEC.2023 14:58:31



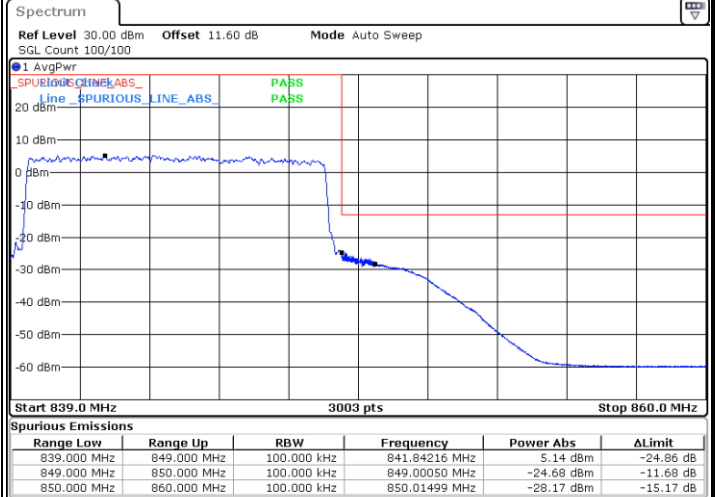
LTE Band 5 / 10MHz / QPSK

Lowest Band Edge / Full RB



Date: 16.DEC.2023 15:02:08

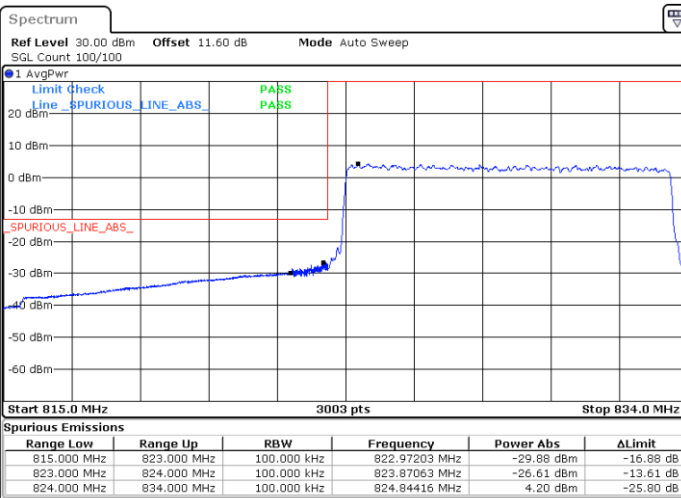
Highest Band Edge / Full RB



Date: 16.DEC.2023 15:10:27

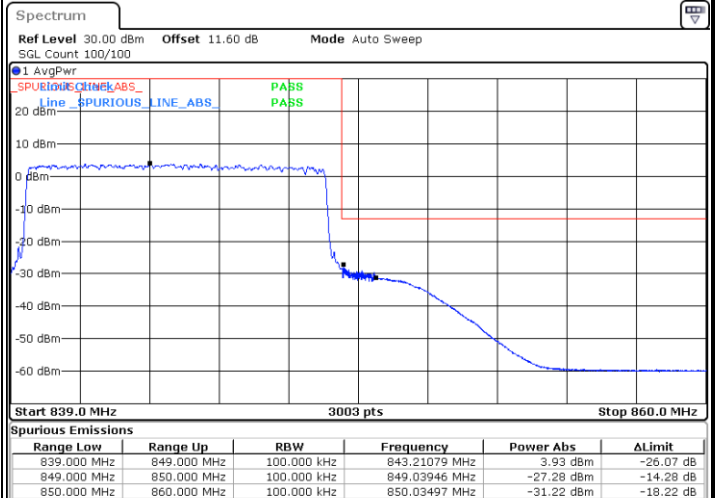
LTE Band 5 / 10MHz / 16QAM

Lowest Band Edge / Full RB



Date: 16.DEC.2023 15:03:00

Highest Band Edge / Full RB

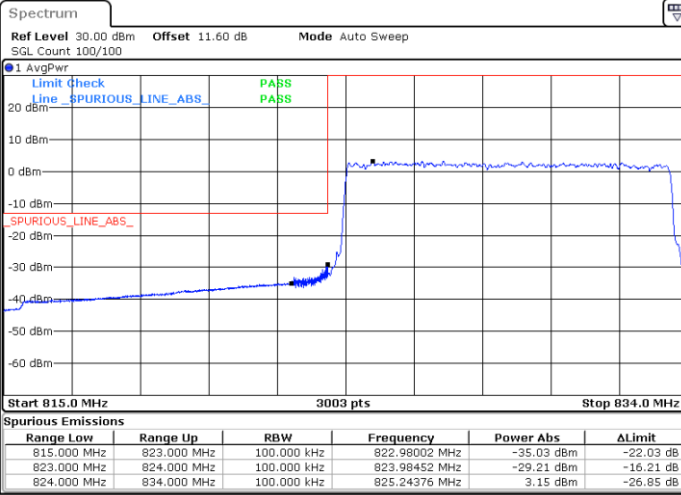


Date: 16.DEC.2023 15:11:19

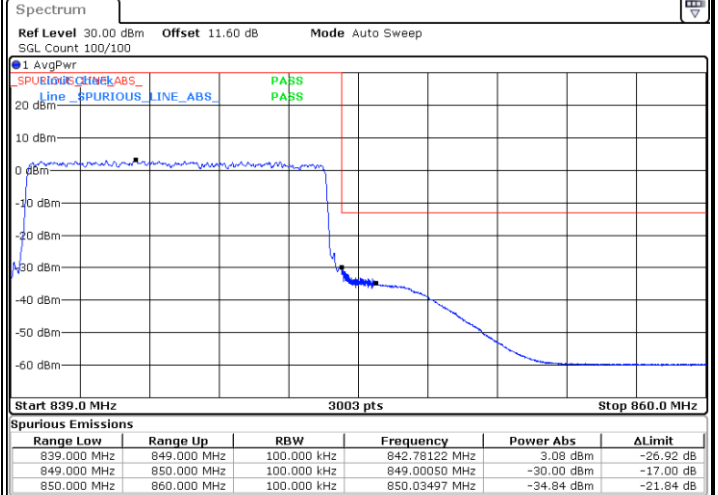


LTE Band 5 / 10MHz / 64QAM

Lowest Band Edge / Full RB

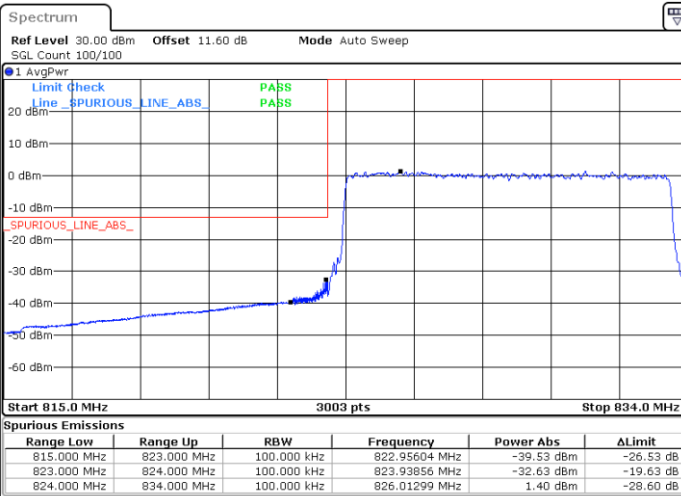


Highest Band Edge / Full RB

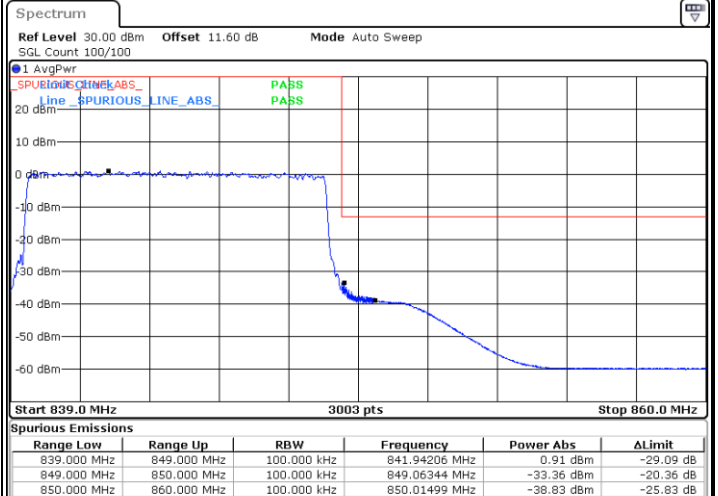


LTE Band 5 / 10MHz / 256QAM

Lowest Band Edge / Full RB



Highest Band Edge / Full RB



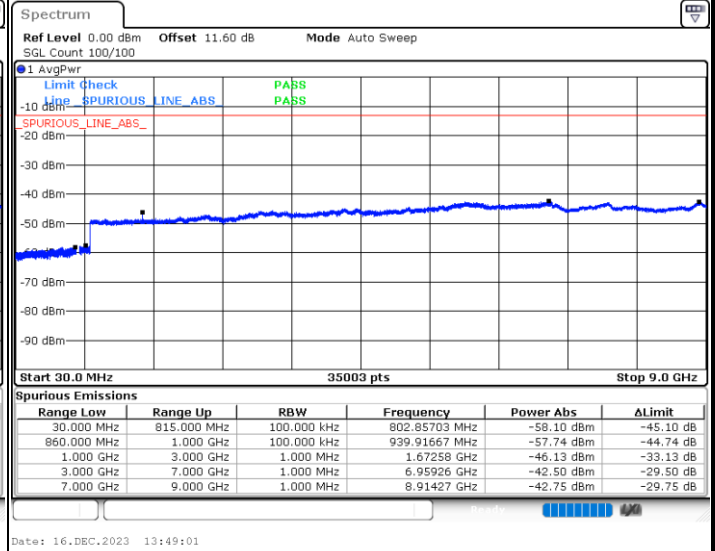
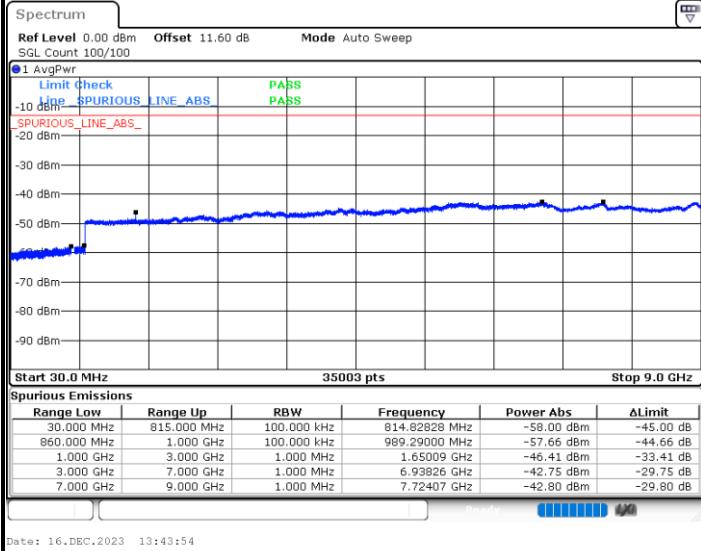


Conducted Spurious Emission

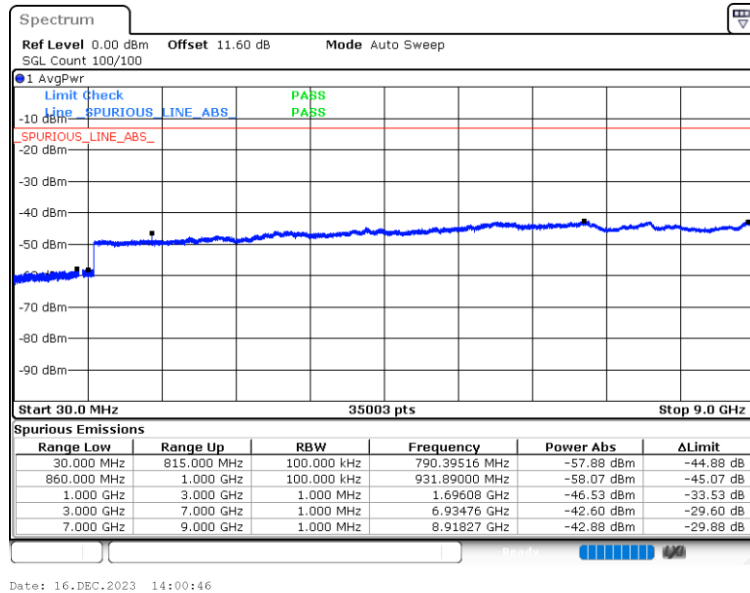
LTE Band 5 / 1.4MHz

Lowest Channel / QPSK

Middle Channel / QPSK



Highest Channel / QPSK

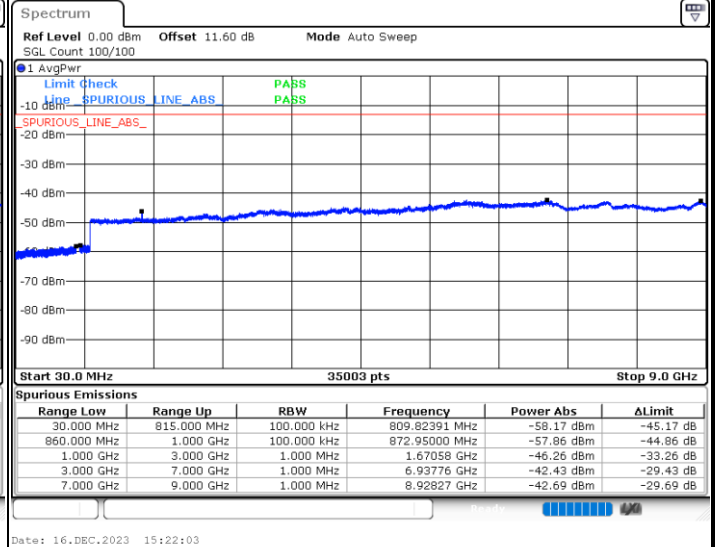
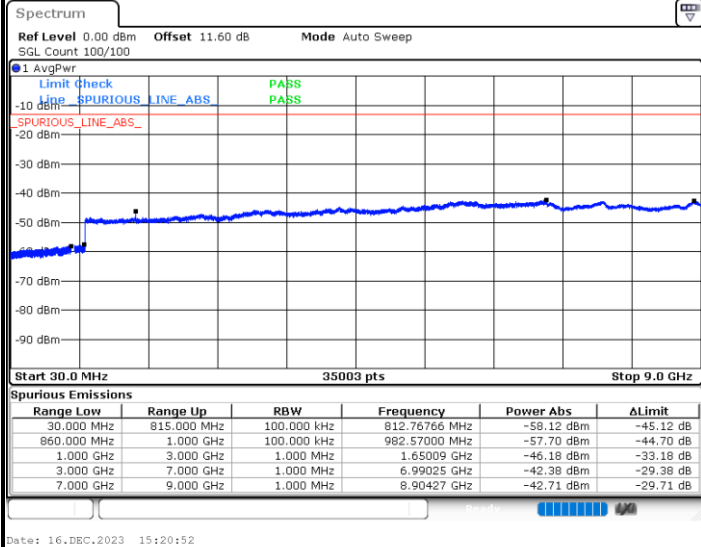




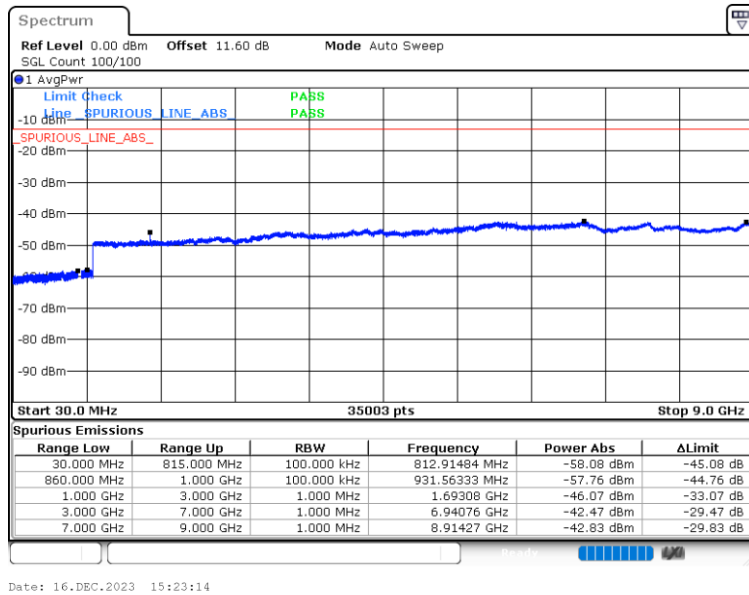
LTE Band 5 / 3MHz

Lowest Channel / QPSK

Middle Channel / QPSK



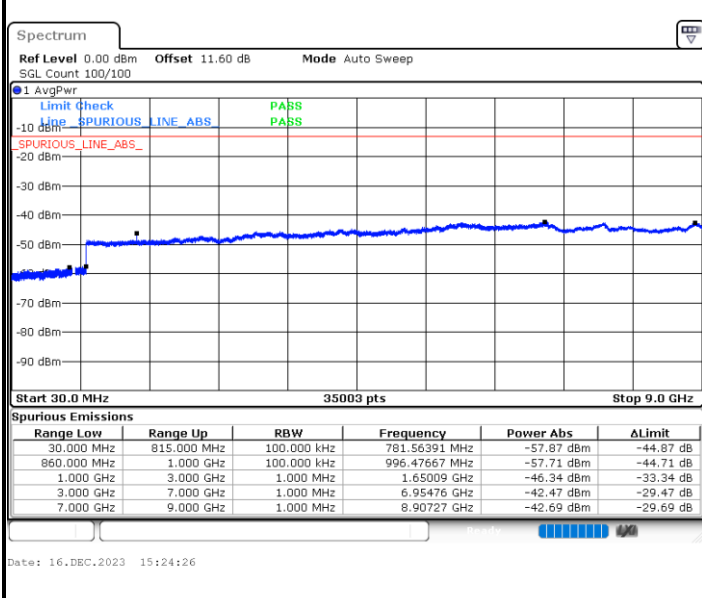
Highest Channel / QPSK



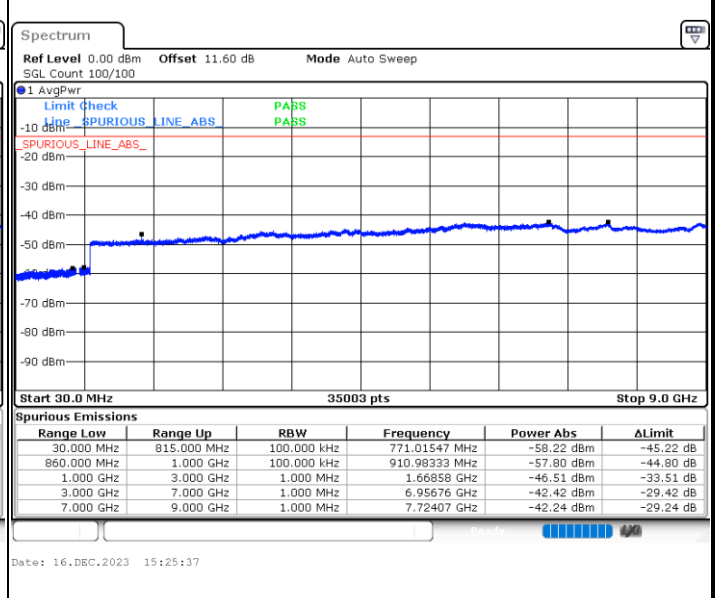


LTE Band 5 / 5MHz

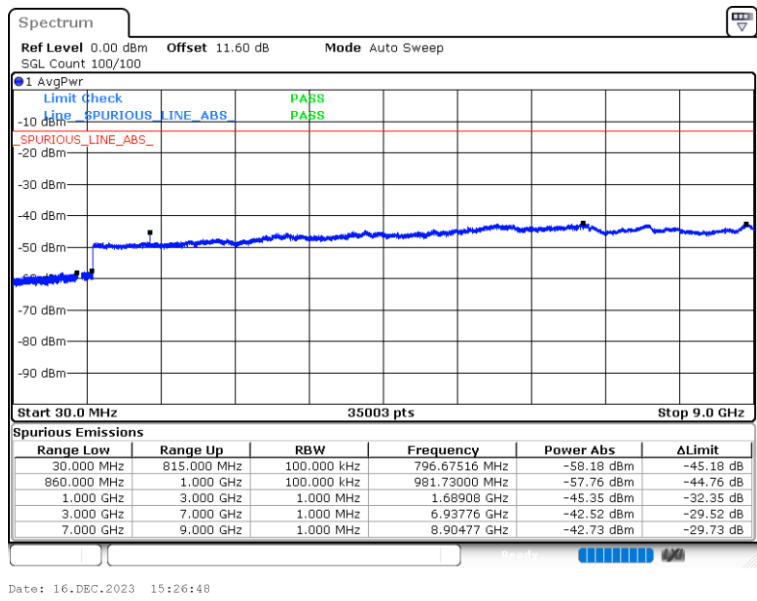
Lowest Channel / QPSK



Middle Channel / QPSK



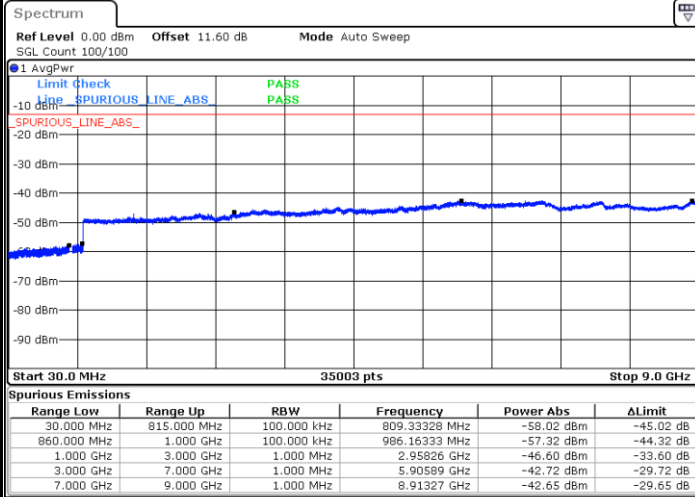
Highest Channel / QPSK





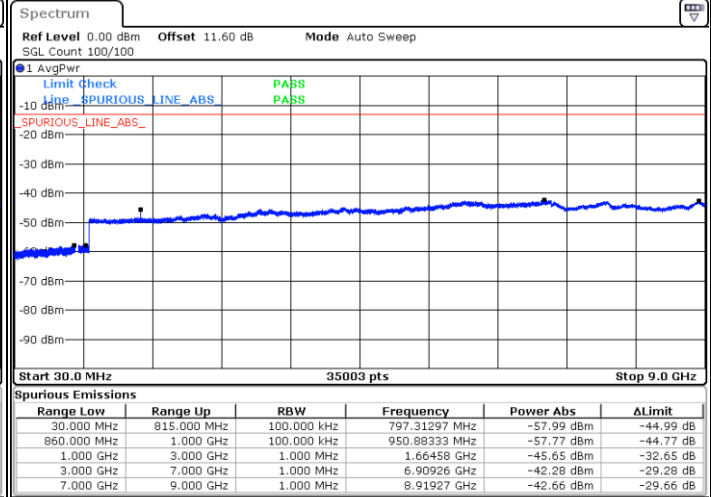
LTE Band 5 / 10MHz

Lowest Channel / QPSK



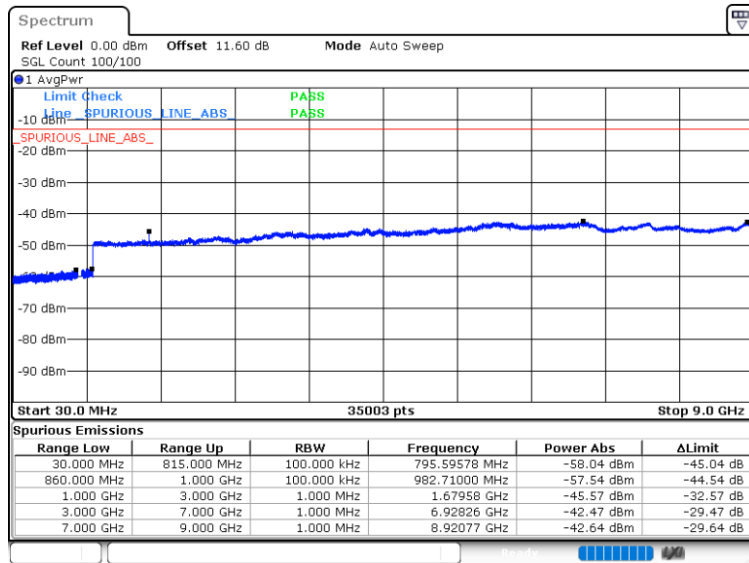
Date: 16.DEC.2023 15:27:59

Middle Channel / QPSK



Date: 16.DEC.2023 15:29:10

Highest Channel / QPSK



Date: 16.DEC.2023 15:30:21



Frequency Stability

Test Conditions		LTE Band 5 (QPSK) / Middle Channel	Limit
Temperature (°C)	Voltage (Volt)	BW 10MHz	2.5ppm
		Deviation (ppm)	Result
50	Normal Voltage	0.0192	PASS
40	Normal Voltage	0.0060	
30	Normal Voltage	0.0216	
20(Ref.)	Normal Voltage	0.0000	
10	Normal Voltage	0.0192	
0	Normal Voltage	0.0219	
-10	Normal Voltage	0.0063	
-20	Normal Voltage	0.0132	
-30	Normal Voltage	0.0184	
20	Maximum Voltage	0.0128	
20	Normal Voltage	0.0000	
20	Battery End Point	0.0159	

Note:

- 1. Normal Voltage = 3.8 V. ; Battery End Point (BEP) = 3.6 V. ; Maximum Voltage = 4.2 V.
- 2. The frequency fundamental emissions stay within the authorized frequency block.