



FCC RADIO TEST REPORT

FCC ID : UZ7MC9401
Equipment : Mobile Computer
Brand Name : ZEBRA
Model Name : MC9401
Applicant : Zebra Technologies Corporation
1 Zebra Plaza, Holtsville, NY 11742
Manufacturer : Zebra Technologies Corporation
1 Zebra Plaza, Holtsville, NY 11742
Standard : FCC Part 15 Subpart E §15.407

The product was received on Jun. 21, 2023 and testing was performed from Jul. 05, 2023 to Aug. 14, 2023. We, Sporton International Inc. Wensan Laboratory, would like to declare that the tested sample has been evaluated in accordance with the test procedures and has been in compliance with the applicable technical standards.

The test results in this report apply exclusively to the tested model / sample. Without written approval from Sporton International Inc. Wensan Laboratory, the test report shall not be reproduced except in full.

Louis Wu

Approved by: Louis Wu

Sporton International Inc. Wensan Laboratory

No.58, Aly. 75, Ln. 564, Wenhua 3rd, Rd., Guishan Dist., Taoyuan City 333010, Taiwan (R.O.C.)



Table of Contents

| | |
|--|-----------|
| History of this test report..... | 3 |
| Summary of Test Result..... | 4 |
| 1 General Description | 5 |
| 1.1 Product Feature of Equipment Under Test..... | 5 |
| 1.2 Product Specification of Equipment Under Test..... | 6 |
| 1.3 Modification of EUT | 10 |
| 1.4 Testing Location | 10 |
| 1.5 Applicable Standards..... | 10 |
| 2 Test Configuration of Equipment Under Test | 11 |
| 2.1 Carrier Frequency and Channel | 11 |
| 2.2 Test Mode..... | 13 |
| 2.3 Connection Diagram of Test System..... | 15 |
| 2.4 Support Unit used in test configuration and system | 16 |
| 2.5 EUT Operation Test Setup | 16 |
| 2.6 Measurement Results Explanation Example..... | 16 |
| 3 Test Result | 17 |
| 3.1 26dB & 99% Occupied Bandwidth Measurement | 17 |
| 3.2 Maximum Conducted Output Power Measurement | 21 |
| 3.3 Power Spectral Density Measurement | 23 |
| 3.4 Unwanted Emissions Measurement..... | 30 |
| 3.5 AC Conducted Emission Measurement..... | 35 |
| 3.6 Antenna Requirements..... | 37 |
| 4 List of Measuring Equipment..... | 38 |
| 5 Measurement Uncertainty | 39 |
| Appendix A. Conducted Test Results | |
| Appendix B. AC Conducted Emission Test Result | |
| Appendix C. Radiated Spurious Emission | |
| Appendix D. Radiated Spurious Emission Plots | |
| Appendix E. Duty Cycle Plots | |
| Appendix F. Setup Photographs | |



Summary of Test Result

| Report Clause | Ref Std. Clause | Test Items | Result (PASS/FAIL) | Remark |
|---------------|-----------------|--------------------------------|--------------------|--|
| 3.1 | 15.403(i) | 26dB Bandwidth | Pass | - |
| 3.1 | 2.1049 | 99% Occupied Bandwidth | Reporting only | - |
| 3.2 | 15.407(a) | Maximum Conducted Output Power | Pass | - |
| 3.3 | 15.407(a) | Power Spectral Density | Pass | - |
| 3.4 | 15.407(b) | Unwanted Emissions | Pass | 1.10 dB under the limit at 5148.94 MHz |
| 3.5 | 15.207 | AC Conducted Emission | Pass | 16.46 dB under the limit at 0.17 MHz |
| 3.6 | 15.203 | Antenna Requirement | Pass | - |

Conformity Assessment Condition:

1. The test results (PASS/FAIL) with all measurement uncertainty excluded are presented against the regulation limits or in accordance with the requirements stipulated by the applicant/manufacturer who shall bear all the risks of non-compliance that may potentially occur if measurement uncertainty is taken into account.
2. The measurement uncertainty please refer to each test result in the section "Measurement Uncertainty".

Disclaimer:

The product specifications of the EUT presented in the test report that may affect the test assessments are declared by the manufacturer who shall take full responsibility for the authenticity.

Reviewed by: Keven Cheng
Report Producer: Lucy Wu



1 General Description

1.1 Product Feature of Equipment Under Test

| Product Feature | |
|---------------------------------|--|
| Equipment | Mobile Computer |
| Brand Name | ZEBRA |
| Model Name | MC9401 |
| FCC ID | UZ7MC9401 |
| EUT supports Radios application | NFC WLAN 11a/b/g/n HT20/HT40 WLAN 11ac VHT20/VHT40/VHT80/VHT160 WLAN 11ax HE20/HE40/HE80/HE160 Bluetooth BR/EDR/LE |
| HW Version | EV |
| SW Version | 13-05-28.00-TG-U00-PRD-NEM-04 |
| FW Version | FUSION_QA_6_1.0.0.001_T |
| MFD | 08JUN23 |
| EUT Stage | Identical Prototype |

Remark: The EUT's information above is declared by manufacturer.

| Specification of Accessories | | | | |
|---------------------------------------|------------|-------|--------------|--------------------|
| Adapter USB Wall Charger | Brand Name | Zebra | Model Number | PWR-WUA5V12W0US |
| Battery Standard Battery (7000mAh) | Brand Name | Zebra | Model Number | BT-000370 |
| Earphone USB-C Audio Headset | Brand Name | Zebra | Model Number | HDST-USBC-PTT1-01 |
| USB Cable (Type C to Type A) | Brand Name | Zebra | Model Number | CBL-TC2X-USBC-01 |
| Holster | Brand Name | Zebra | Model Number | SG-MC9X-SHLSTG-01 |
| USB Cable (CUP) | Brand Name | Zebra | Model Number | CBL-MC93-USBCHG-01 |



1.2 Product Specification of Equipment Under Test

| Product Specification is subject to this standard | |
|---|---|
| Tx/Rx Frequency Range | 5180 MHz ~ 5240 MHz 5260 MHz ~ 5320 MHz 5500 MHz ~ 5720 MHz |
| Maximum Output Power | <p><5180 MHz ~ 5240 MHz> MIMO <Ant. 6+7> 802.11a: 22.00 dBm / 0.1585 W 802.11n HT20: 22.60 dBm / 0.1820 W 802.11n HT40: 21.48 dBm / 0.1406 W 802.11ac VHT20: 22.60 dBm / 0.1820 W 802.11ac VHT40: 21.48 dBm / 0.1406 W 802.11ac VHT80: 19.65 dBm / 0.0923 W 802.11ac VHT160: 15.40 dBm / 0.0347 W 802.11ax HE20: 22.70 dBm / 0.1862 W 802.11ax HE40: 21.58 dBm / 0.1439 W 802.11ax HE80: 19.75 dBm / 0.0944 W 802.11ax HE160: 15.50 dBm / 0.0355 W</p> <p><5260 MHz ~ 5320 MHz> MIMO <Ant. 6+7> 802.11a: 22.27 dBm / 0.1687 W 802.11n HT20: 22.01 dBm / 0.1589 W 802.11n HT40: 20.34 dBm / 0.1081 W 802.11ac VHT20: 22.01 dBm / 0.1589 W 802.11ac VHT40: 20.34 dBm / 0.1081 W 802.11ac VHT80: 17.67 dBm / 0.0585 W 802.11ax HE20: 22.11 dBm / 0.1626 W 802.11ax HE40: 20.44 dBm / 0.1107 W 802.11ax HE80: 17.77 dBm / 0.0598 W 802.11ax HE160: 12.88 dBm / 0.0194 W</p> <p><5500 MHz ~ 5720 MHz> MIMO <Ant. 6+7> 802.11a: 22.02 dBm / 0.1592 W 802.11n HT20: 21.77 dBm / 0.1503 W 802.11n HT40: 21.76 dBm / 0.1500 W 802.11ac VHT20: 21.77 dBm / 0.1503 W 802.11ac VHT40: 21.76 dBm / 0.1500 W 802.11ac VHT80: 21.76 dBm / 0.1500 W 802.11ac VHT160: 16.61 dBm / 0.0458 W 802.11ax HE20: 21.87 dBm / 0.1538 W 802.11ax HE40: 21.86 dBm / 0.1535 W 802.11ax HE80: 21.86 dBm / 0.1535 W 802.11ax HE160: 16.71 dBm / 0.0469 W</p> |



| Product Specification is subject to this standard | | | | | | | | | | |
|---|--|--------|--------|--------|-----------------------|---|---|---------------|---|---|
| 99% Occupied Bandwidth | MIMO <Ant. 6> 802.11a: 16.38 MHz 802.11ax HE20: 18.93 MHz 802.11ax HE40: 38.56 MHz 802.11ax HE80: 76.84 MHz 802.11ax HE160: 156.08 MHz MIMO <Ant. 7> 802.11a: 16.38 MHz 802.11ax HE20: 18.98 MHz 802.11ax HE40: 39.36 MHz 802.11ax HE80: 76.96 MHz 802.11ax HE160: 155.60 MHz | | | | | | | | | |
| Antenna Type | <5180 MHz ~ 5240 MHz> <Ant. 6> : Coupling Antenna <Ant. 7> : Coupling Antenna <5260 MHz ~ 5320 MHz> <Ant. 6> : Coupling Antenna <Ant. 7> : Coupling Antenna <5500 MHz ~ 5720 MHz> <Ant. 6> : Coupling Antenna <Ant. 7> : Coupling Antenna | | | | | | | | | |
| Antenna Gain | <5180 MHz ~ 5240 MHz> <Ant. 6> : 3.01 dBi <Ant. 7> : 3.07 dBi <5260 MHz ~ 5320 MHz> <Ant. 6> : 2.97 dBi <Ant. 7> : 3.18 dBi <5500 MHz ~ 5720 MHz> <Ant. 6> : 3.41 dBi <Ant. 7> : 3.48 dBi | | | | | | | | | |
| Type of Modulation | 802.11a/n : OFDM (BPSK / QPSK / 16QAM / 64QAM) 802.11ac : OFDM (BPSK / QPSK / 16QAM / 64QAM / 256QAM) 802.11ax : OFDMA (BPSK / QPSK / 16QAM / 64QAM / 256QAM / 1024QAM) | | | | | | | | | |
| Antenna Function Description | <table border="1"> <thead> <tr> <th></th> <th>Ant. 6</th> <th>Ant. 7</th> </tr> </thead> <tbody> <tr> <td>802.11 a/n/ac/ax MIMO</td> <td>V</td> <td>V</td> </tr> <tr> <td>802.11ax TXBF</td> <td>V</td> <td>V</td> </tr> </tbody> </table> | | Ant. 6 | Ant. 7 | 802.11 a/n/ac/ax MIMO | V | V | 802.11ax TXBF | V | V |
| | Ant. 6 | Ant. 7 | | | | | | | | |
| 802.11 a/n/ac/ax MIMO | V | V | | | | | | | | |
| 802.11ax TXBF | V | V | | | | | | | | |

Remark:

1. MIMO Ant. 6+7 Directional Gain is a calculated result from MIMO Ant. 6 and MIMO Ant. 7. The formula used in calculation is documented in section 1.2.1.
2. Power of MIMO Ant. 6 + Ant. 7 is a calculated result from sum of the power MIMO Ant. 6 and MIMO Ant. 7.
3. 802.11ax Support Tx Beamforming mode, and the manufacturer declares that Tx Beamforming power/EIRP is less than CDD mode 3dbm, so CDD mode cover Tx Beamforming mode.
4. The EUT's information above is declared by manufacturer. Please refer to Disclaimer in report summary.

1.2.1 Antenna Directional Gain

<For CDD Mode>

Follows FCC KDB 662911 D01 Multiple Transmitter Output v02r01 F)2)f)ii)

Directional gain = G_{ANT} + Array Gain, where Array Gain is as follows:

For power measurements on IEEE 802.11 devices,

Array Gain = 0 dB (i.e., no array gain) for $N_{ANT} \leq 4$.

G_{ANT} is set equal to the gain of the antenna having the highest gain.

For PSD measurements, the directional gain calculation.

$$DirectionalGain = 10 \cdot \log \left[\frac{\sum_{j=1}^{N_{SS}} \left\{ \sum_{k=1}^{N_{ANT}} g_{j,k} \right\}^2}{N_{ANT}} \right]$$

where

Each antenna is driven by no more than one spatial stream;

N_{SS} = the number of independent spatial streams of data;

N_{ANT} = the total number of antennas

$g_{j,k} = 10^{G_k / 20}$ if the k th antenna is being fed by spatial stream j , or zero if it is not;
 G_k is the gain in dBi of the k th antenna.

As minimum $N_{SS}=1$ is supported by EUT, the formula can be simplified as:

$$Directional\ gain = 10 \cdot \log \left[\left(10^{G_1 / 20} + 10^{G_2 / 20} + \dots + 10^{G_N / 20} \right)^2 / N_{ANT} \right] \text{ dBi}$$

Where G_1, G_2, \dots, G_N denote single antenna gain.

The directional gain "DG" is calculated as following table.

| | | | DG | DG | Power | PSD |
|-----------------|-------|-------|-------|-------|-----------|-----------|
| | | | for | for | Limit | Limit |
| | Ant 6 | Ant 7 | Power | PSD | Reduction | Reduction |
| | (dBi) | (dBi) | (dBi) | (dBi) | (dB) | (dB) |
| Band I | 3.01 | 3.07 | 3.07 | 6.05 | 0.00 | 0.05 |
| Band II | 2.97 | 3.18 | 3.18 | 6.09 | 0.00 | 0.09 |
| Band III | 3.41 | 3.48 | 3.48 | 6.46 | 0.00 | 0.46 |

Calculation example:

If a device has two antenna, $G_{ANT1}= 3.01\text{dBi}$; $G_{ANT2}=3.07\text{dBi}$

Directional gain of power measurement = $\max(3.01, 3.07) + 0 = 3.07 \text{ dBi}$

Directional gain of PSD derived from formula which is

$$10 \times \log \left\{ \left[10^{(3.01 \text{ dBi} / 20)} + 10^{(3.07 \text{ dBi} / 20)} \right]^2 / 2 \right\}$$

= 6.05 dBi

Power and PSD limit reduction = Composite gain – 6dBi, (min = 0)

<For TXBF Modes>

The EUT supports beamforming modes , then

Follows FCC KDB 662911 D01 Multiple Transmitter Output v02r01 F)2)e)ii)

$$DirectionalGain = 10 \cdot \log \left[\frac{\sum_{j=1}^{N_{SS}} \left\{ \sum_{k=1}^{N_{ANT}} g_{j,k} \right\}^2}{N_{ANT}} \right]$$

where

Each antenna is driven by no more than one spatial stream;

N_{SS} = the number of independent spatial streams of data;

N_{ANT} = the total number of antennas

$g_{j,k} = 10^{G_k / 20}$ if the k th antenna is being fed by spatial stream j , or zero if it is not;
 G_k is the gain in dBi of the k th antenna.

The directional gain “DG” is calculated as following table.

| | | | DG | DG | Power | PSD |
|-----------------|-------|-------|-------|-------|-----------|-----------|
| | | | for | for | Limit | Limit |
| | Ant 6 | Ant 7 | Power | PSD | Reduction | Reduction |
| | (dBi) | (dBi) | (dBi) | (dBi) | (dB) | (dB) |
| Band I | 3.01 | 3.07 | 6.05 | 6.05 | 0.05 | 0.05 |
| Band II | 2.97 | 3.18 | 6.09 | 6.09 | 0.09 | 0.09 |
| Band III | 3.41 | 3.48 | 6.46 | 6.46 | 0.46 | 0.46 |

Calculation example:

Directional gain is derived from formula which is

$$10 \times \log \left\{ \left[10^{(3.01 \text{ dBi} / 20)} + 10^{(3.07 \text{ dBi} / 20)} \right]^2 / 2 \right\}$$

= 6.05 dBi

Power and PSD limit reduction = Composite gain – 6dBi, (min = 0)



1.3 Modification of EUT

No modifications made to the EUT during the testing.

1.4 Testing Location

| | |
|---------------------------|---|
| Test Site | Sporton International Inc. EMC & Wireless Communications Laboratory |
| Test Site Location | No.52, Huaya 1st Rd., Guishan Dist., Taoyuan City 333, Taiwan (R.O.C.) TEL: +886-3-327-3456 FAX: +886-3-328-4978 |
| Test Site No. | Sporton Site No. CO05-HY (TAF Code: 1190) |
| Remark | The AC Conducted Emission test item subcontracted to Sporton International Inc. EMC & Wireless Communications Laboratory. |

Note: The test site complies with ANSI C63.4 2014 requirement.

| | |
|---------------------------|--|
| Test Site | Sporton International Inc. Wensan Laboratory |
| Test Site Location | No.58, Aly. 75, Ln. 564, Wenhua 3rd, Rd., Guishan Dist., Taoyuan City 333010, Taiwan (R.O.C.) TEL: +886-3-327-0868 FAX: +886-3-327-0855 |
| Test Site No. | Sporton Site No. TH05-HY, 03CH15-HY |

Note: The test site complies with ANSI C63.4 2014 requirement.

FCC designation No.: TW1190 and TW3786

1.5 Applicable Standards

According to the specifications declared by the manufacturer, the EUT must comply with the requirements of the following standards:

- ♦ FCC Part 15 Subpart E
- ♦ FCC KDB 789033 D02 General UNII Test Procedures New Rules v02r01.
- ♦ FCC KDB 414788 D01 Radiated Test Site v01r01.
- ♦ FCC KDB 662911 D01 Multiple Transmitter Output v02r01.
- ♦ ANSI C63.10-2013

Remark:

1. All the test items were validated and recorded in accordance with the standards without any modification during the testing.
2. The TAF code is not including all the FCC KDB listed without accreditation.
3. This EUT has also been tested and complied with the requirements of FCC Part 15, Subpart B, recorded in a separate test report.



2 Test Configuration of Equipment Under Test

- a. The EUT has been associated with peripherals and configuration operated in a manner tended to maximize its emission characteristics in a typical application. Frequency range investigated: conduction emission (150 kHz to 30 MHz), radiation emission (9 kHz to the 10th harmonic of the highest fundamental frequency or to 40 GHz, whichever is lower). For radiated measurement, the measured emission level of the EUT was maximized by rotating the EUT on a turntable, adjusting the orientation of the EUT and EUT antenna in three orthogonal axis (X: flat, Y: portrait, Z: landscape), and adjusting the measurement antenna orientation, following C63.10 exploratory test procedures and only the worst case emissions were reported in this report.
- b. AC power line Conducted Emission was tested under maximum output power.

2.1 Carrier Frequency and Channel

| Frequency Band | Channel | Freq. (MHz) | Channel | Freq. (MHz) |
|--------------------------------------|-----------------|-------------|---------|-------------|
| 5150-5250 MHz Band 1 (U-NII-1) | 36 | 5180 | 44 | 5220 |
| | 38* | 5190 | 46* | 5230 |
| | 40 | 5200 | 48 | 5240 |
| | 42 [#] | 5210 | | |

| Frequency Band | Channel | Freq. (MHz) | Channel | Freq. (MHz) |
|---------------------------------------|-----------------|-------------|---------|-------------|
| 5250-5350 MHz Band 2 (U-NII-2A) | 52 | 5260 | 60 | 5300 |
| | 54* | 5270 | 62* | 5310 |
| | 56 | 5280 | 64 | 5320 |
| | 58 [#] | 5290 | | |

| Frequency Band | Channel | Freq. (MHz) | Channel | Freq. (MHz) |
|---------------------------------------|------------------|-------------|---------|-------------|
| 5470-5725 MHz Band 3 (U-NII-2C) | 100 | 5500 | 112 | 5560 |
| | 102* | 5510 | 116 | 5580 |
| | 104 | 5520 | 132 | 5660 |
| | 106 [#] | 5530 | 134* | 5670 |
| | 108 | 5540 | 136 | 5680 |
| | 110* | 5550 | 140 | 5700 |

| Frequency Band | Channel | Freq. (MHz) |
|----------------|------------------|-------------|
| 5150-5350 MHz | 50 [@] | 5250 |
| 5470-5725 MHz | 114 [@] | 5570 |



| Frequency Band | Channel | Freq. (MHz) | Channel | Freq. (MHz) |
|----------------|------------------|-------------|---------|-------------|
| TDWR Channel | 118* | 5590 | 124 | 5620 |
| | 120 | 5600 | 126* | 5630 |
| | 122 [#] | 5610 | 128 | 5640 |

| Frequency Band | Channel | Freq. (MHz) | Channel | Freq. (MHz) |
|------------------|------------------|-------------|---------|-------------|
| Straddle Channel | 138 [#] | 5690 | 144 | 5720 |
| | 142* | 5710 | | |

Note:

1. The above Frequency and Channel with "*" are 802.11n HT40 and 802.11ac VHT40 and 802.11ax HE40.
2. The above Frequency and Channel with "#" are 802.11ac VHT80 and 802.11ax HE80.
3. The above Frequency and Channel with "@n" are 802.11ac VHT160 and 802.11ax HE160.



2.2 Test Mode

This device support 26/52/106/242/484/996-tone RU but does not support 2x996-tone RU on 160MHz channel.

The PSD of partial RU is reduced to be smaller than full RU according to TCB workshop interim guidance Oct. 2018.

The 802.11ax mode is investigated among different tones, full resource units (RU), partial resource units. The partial RU has no higher power than full RU's, thus the full RU is chosen as main test configuration.

The 242-tone RU is covered by 20MHz channel, 484-tone RU is covered by 40MHz channel and 996-tone RU is covered by 80MHz channel.

The SISO mode conducted power is covered by MIMO mode per chain, so only the MIMO mode is tested.

The power for 802.11n and 802.11ac mode is smaller than 802.11ax mode, so all other conducted and radiated test is covered by 802.11ax mode.

The final test modes include the worst data rates for each modulation shown in the table below.

MIMO Mode

| Modulation | Data Rate |
|------------------------------------|-----------|
| 802.11a | 6 Mbps |
| 802.11n HT20 (Covered by HE20) | MCS0 |
| 802.11n HT40 (Covered by HE40) | MCS0 |
| 802.11ac VHT20 (Covered by HE20) | MCS0 |
| 802.11ac VHT40 (Covered by HE40) | MCS0 |
| 802.11ac VHT80 (Covered by HE80) | MCS0 |
| 802.11ac VHT160 (Covered by HE160) | MCS0 |
| 802.11ax HE20 | MCS0 |
| 802.11ax HE40 | MCS0 |
| 802.11ax HE80 | MCS0 |
| 802.11ax HE160 | MCS0 |

Remark: The conducted power level of each chain in MIMO mode is equal or higher than SISO mode.

| Test Cases | |
|------------------------------|---|
| AC Conducted Emission | Mode 1 : WLAN (5GHz) Link + Bluetooth Link + Battery Standard Battery (7000mAh) + Scan + USB Cable (Type C to Type A) with USB Cable (CUP) (Charging from Adapter USB Wall Charger) |



| Ch. # | | Band I : 5150-5250 MHz | Band II : 5250-5350 MHz | Band III : 5470-5725MHz |
|----------|--------|------------------------|-------------------------|-------------------------|
| | | 802.11a | 802.11a | 802.11a |
| L | Low | 36 | 52 | 100 |
| M | Middle | 44 | 60 | 116 |
| H | High | 48 | 64 | 140 |
| Straddle | | - | - | 144 |

| Ch. # | | Band I : 5150-5250 MHz | Band II : 5250-5350 MHz | Band III : 5470-5725MHz |
|----------|--------|------------------------|-------------------------|-------------------------|
| | | 802.11ax HE20 | 802.11ax HE20 | 802.11ax HE20 |
| L | Low | 36 | 52 | 100 |
| M | Middle | 44 | 60 | 116 |
| H | High | 48 | 64 | 140 |
| Straddle | | - | - | 144 |

| Ch. # | | Band I : 5150-5250 MHz | Band II : 5250-5350 MHz | Band III : 5470-5725MHz |
|----------|--------|------------------------|-------------------------|-------------------------|
| | | 802.11ax HE40 | 802.11ax HE40 | 802.11ax HE40 |
| L | Low | 38 | 54 | 102 |
| M | Middle | - | - | 110 |
| H | High | 46 | 62 | 134 |
| Straddle | | - | - | 142 |

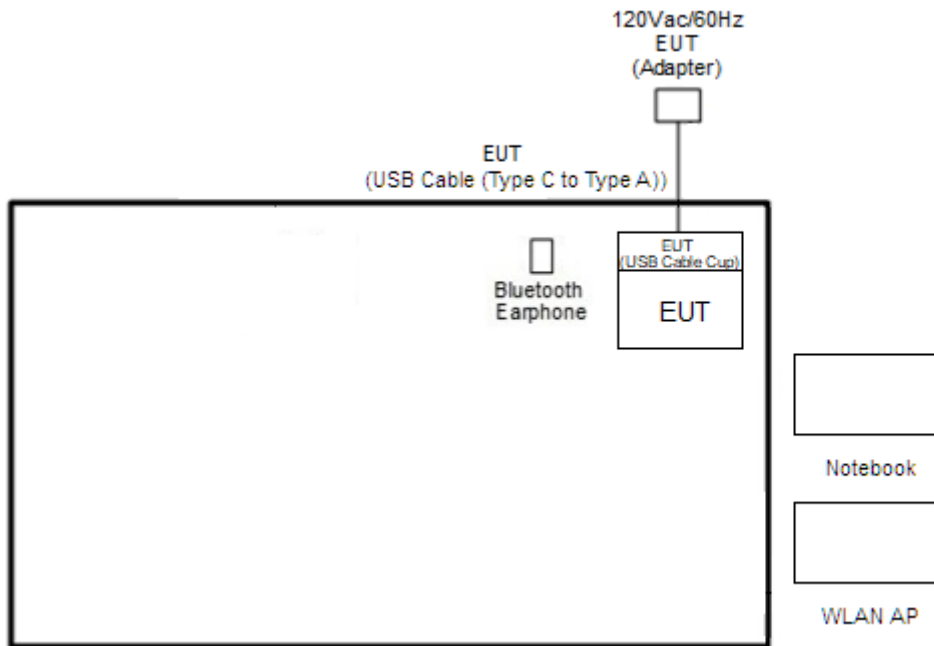
| Ch. # | | Band I : 5150-5250 MHz | Band II : 5250-5350 MHz | Band III : 5470-5725MHz |
|----------|--------|------------------------|-------------------------|-------------------------|
| | | 802.11ax HE80 | 802.11ax HE80 | 802.11ax HE80 |
| L | Low | - | - | 106 |
| M | Middle | 42 | 58 | - |
| H | High | - | - | 122 |
| Straddle | | - | - | 138 |

| BW160 | 5150-5350 MHz | 5470-5725MHz |
|-------|----------------|----------------|
| | 802.11ax HE160 | 802.11ax HE160 |
| Ch. # | 50 | 114 |

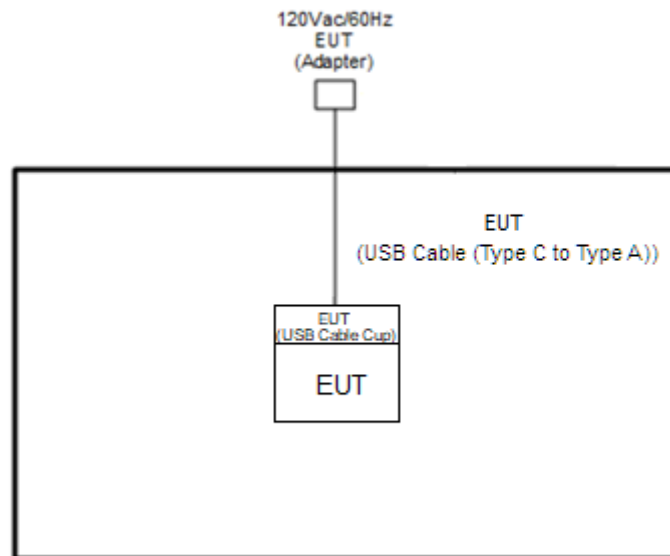
Remark: For radiation spurious emission, the modulation and the data rate picked for testing are determined by the Max. RF conducted power.

2.3 Connection Diagram of Test System

<AC Conducted Emission Mode>



<WLAN Tx Mode>





2.4 Support Unit used in test configuration and system

| Item | Equipment | Brand Name | Model Name | FCC ID | Data Cable | Power Cord |
|------|--------------------|---------------|---------------|------------|------------|--|
| 1. | Bluetooth Earphone | Sony Ericsson | MW600 | PY700A2029 | N/A | N/A |
| 2. | WLAN AP | NETGEAR64 | RAXE500 | N/A | N/A | Unshielded, 1.8 m |
| 3. | Notebook | Dell | Latitude 3420 | FCC DoC | N/A | AC I/P: Unshielded, 1.2 m DC O/P: Shielded, 1.8 m |

2.5 EUT Operation Test Setup

The RF test items, utility “QRCT Version 4.0.00211.0” was installed in Notebook which was programmed in order to make the EUT get into the engineering modes to provide channel selection, power level, data rate and the application type and for continuous transmitting signals.

2.6 Measurement Results Explanation Example

For all conducted test items:

The offset level is set in the spectrum analyzer to compensate the RF cable loss and attenuator factor between EUT conducted output port and spectrum analyzer. With the offset compensation, the spectrum analyzer reading level is exactly the EUT RF output level.

Example :

The spectrum analyzer offset is derived from RF cable loss and attenuator factor.

Offset = RF cable loss + attenuator factor.

Following shows an offset computation example with cable loss 4.2 dB and 10 dB attenuator.

$$\begin{aligned} \text{Offset(dB)} &= \text{RF cable loss(dB)} + \text{attenuator factor(dB)}. \\ &= 4.2 + 10 = 14.2 \text{ (dB)} \end{aligned}$$

3 Test Result

3.1 26dB & 99% Occupied Bandwidth Measurement

3.1.1 Description of 26dB & 99% Occupied Bandwidth

This section is for reporting purpose only.

There is no restriction limits for bandwidth.

For Straddle Channel, according to KDB 789033 D02 General UNII Test Procedures New Rules v02r01, if the power and PSD of the devices are uniform and comply with the lower limits specified for the U-NII-2 bands, a single measurement over the entire emission bandwidth can be performed to show compliance.

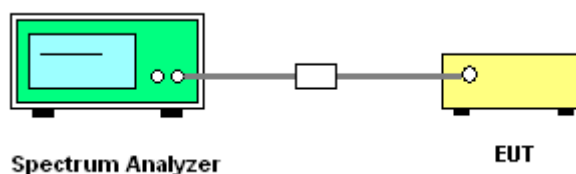
3.1.2 Measuring Instruments

Please refer to the measuring equipment list in this test report.

3.1.3 Test Procedures

1. The testing follows FCC KDB 789033 D02 General UNII Test Procedures New Rules v02r01. Section C) Emission bandwidth
2. Set RBW = approximately 1% of the emission bandwidth.
3. Set the VBW > RBW.
4. Detector = Peak.
5. Trace mode = max hold
6. Measure the maximum width of the emission that is 26 dB down from the peak of the emission. Compare this with the RBW setting of the analyzer. Readjust RBW and repeat measurement as needed until the RBW/EBW ratio is approximately 1%.
7. For 99% Bandwidth Measurement, the spectrum analyzer's resolution bandwidth (RBW) is set 1-5% of the emission bandwidth and set the Video bandwidth (VBW) $\geq 3 * RBW$.
8. Measure and record the results in the test report.

3.1.4 Test Setup



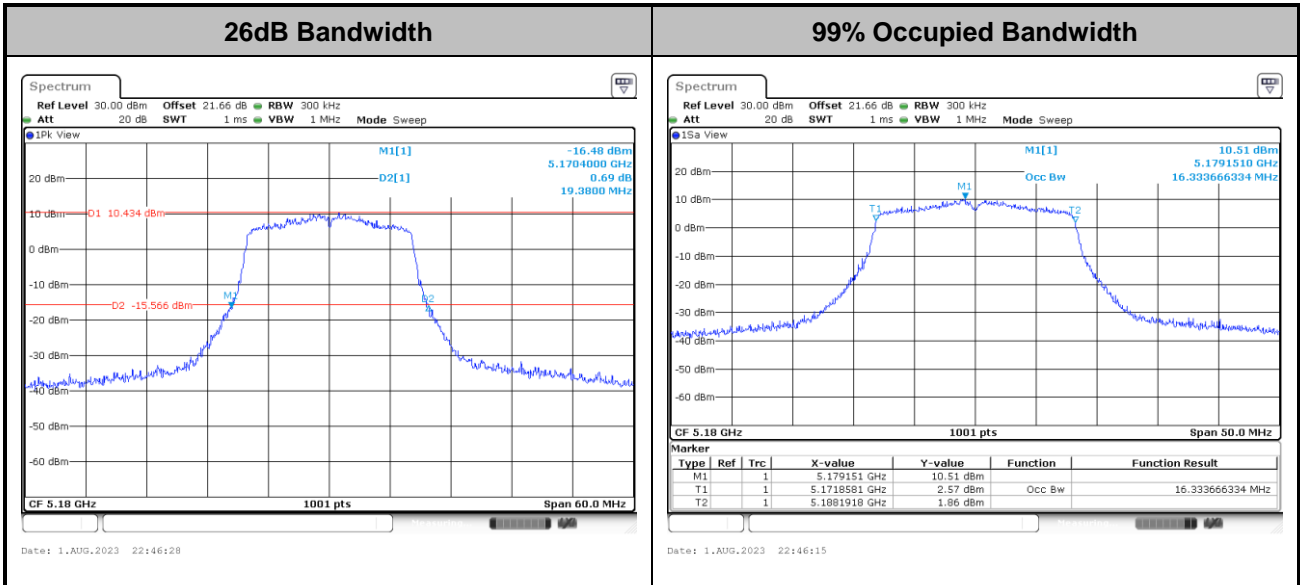
3.1.5 Test Result of 26dB & 99% Occupied Bandwidth

Please refer to Appendix A.



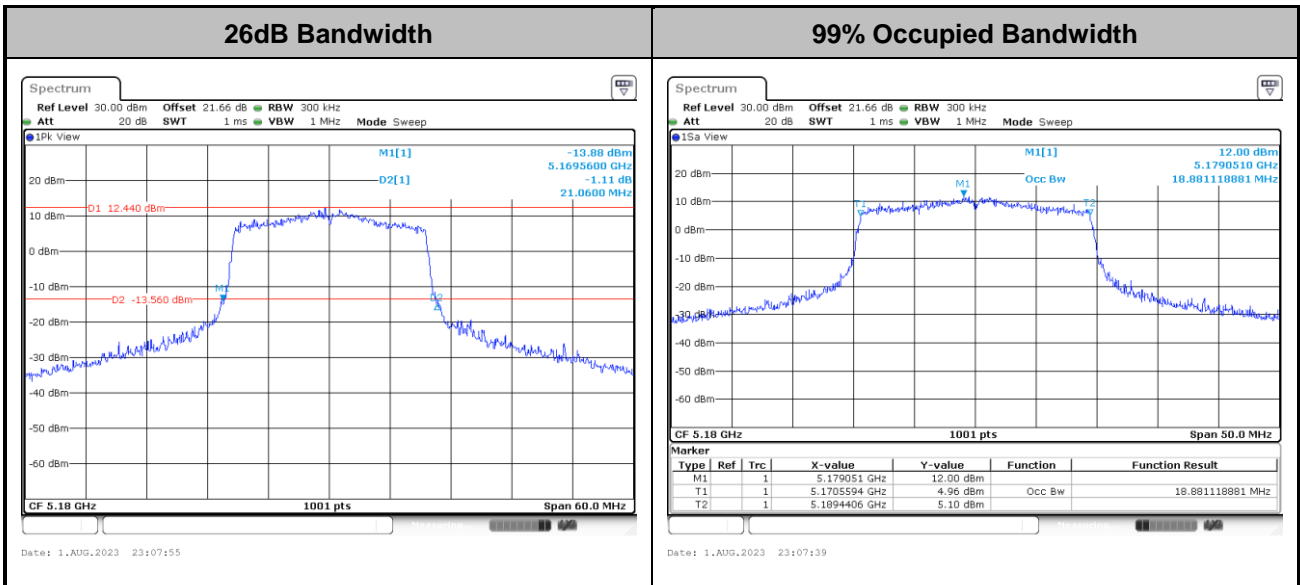
MIMO <Ant. 6+7>

<802.11a>



Note: The occupied channel bandwidth is maintained within the band of operation for all of the modulations.

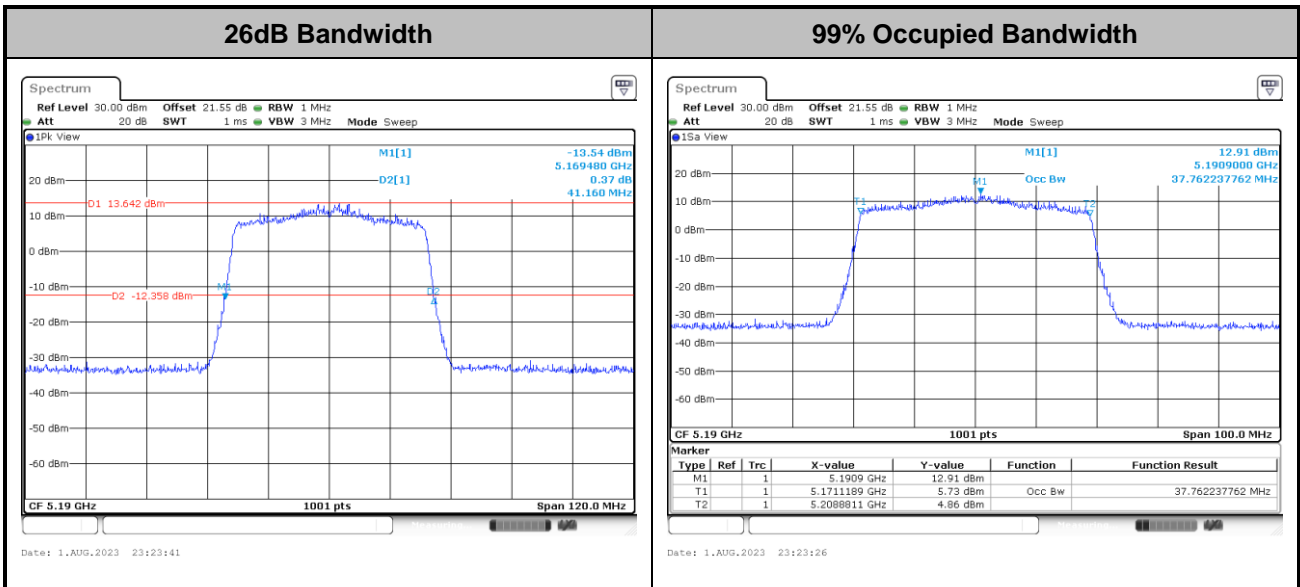
<802.11ax HE20>



Note: The occupied channel bandwidth is maintained within the band of operation for all of the modulations.

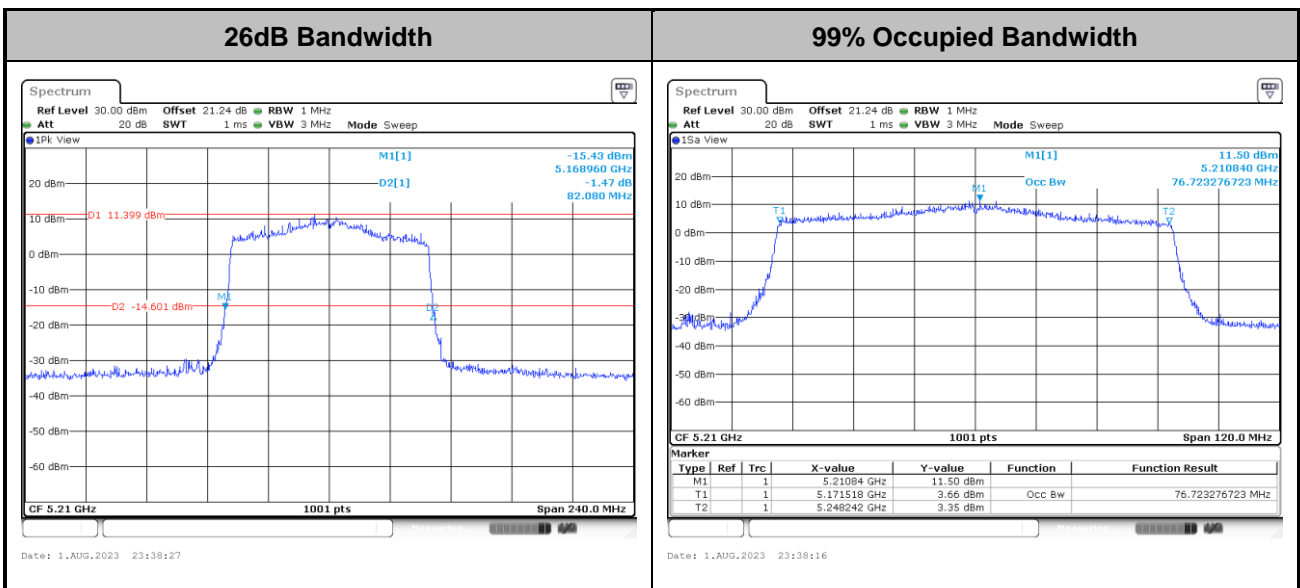


<802.11ax HE40>



Note: The occupied channel bandwidth is maintained within the band of operation for all of the modulations.

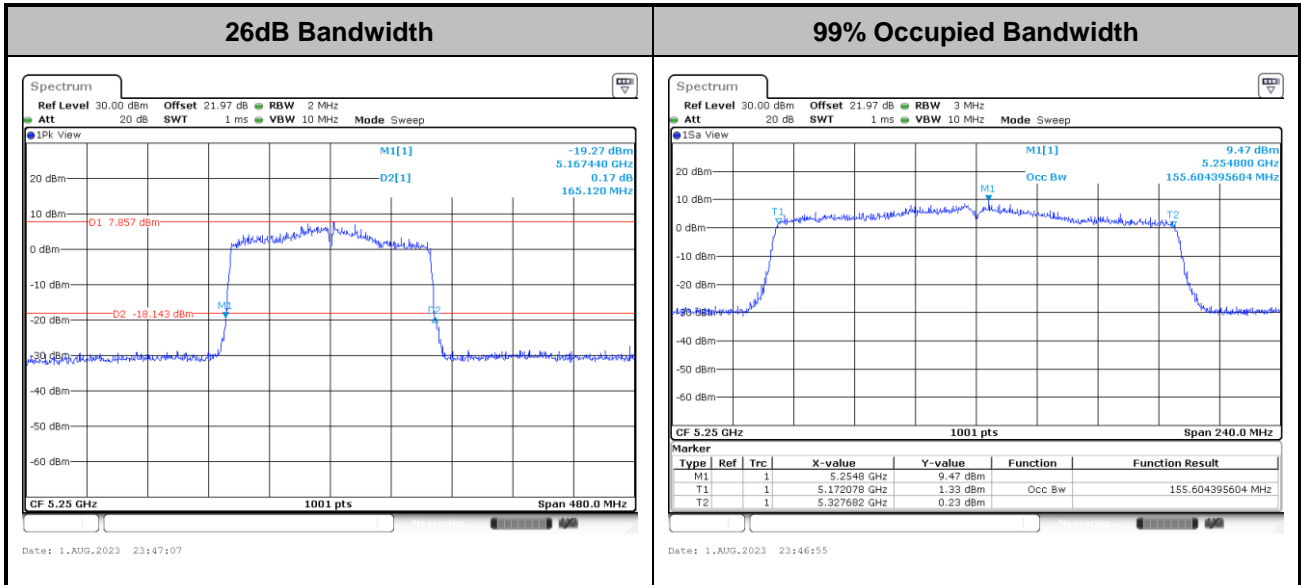
<802.11ax HE80>



Note: The occupied channel bandwidth is maintained within the band of operation for all of the modulations.



<802.11ax HE160>



Note: The occupied channel bandwidth is maintained within the band of operation for all of the modulations.



3.2 Maximum Conducted Output Power Measurement

3.2.1 Limit of Maximum Conducted Output Power

<FCC 14-30 CFR 15.407>

For the 5.15–5.25 GHz bands:

■ For mobile and portable client devices in the 5.15–5.25 GHz band, the maximum conducted output power over the frequency band of operation shall not exceed 250 mW. For an indoor access point operating in the band 5.15-5.25 GHz, the maximum conducted output power over the frequency band of operation shall not exceed 1 W.

For the 5.25–5.725 GHz bands:

■ The maximum conducted output power over the frequency bands of operation shall not exceed the lesser of 250 mW or 11 dBm $10 \log B$, where B is the 26 dB emission bandwidth in megahertz.

For Straddle Channel, according to KDB 789033 D02 General UNII Test Procedures New Rules v02r01, if the power and PSD of the devices are uniform and comply with the lower limits specified for the U-NII-2 bands, a single measurement over the entire emission bandwidth can be performed to show compliance.

If transmitting antennas of directional gain greater than 6 dBi are used, the peak output power shall be reduced by the amount in dB that the directional gain of the antenna exceeds 6 dBi.

Note that U-NII-2 band, devices with a maximum e.i.r.p. greater than 500 mW shall implement TPC in order to have the capability to operate at least 6 dB below the maximum permitted e.i.r.p. of 1 W.

3.2.2 Measuring Instruments

Please refer to the measuring equipment list in this test report.

3.2.3 Test Procedures

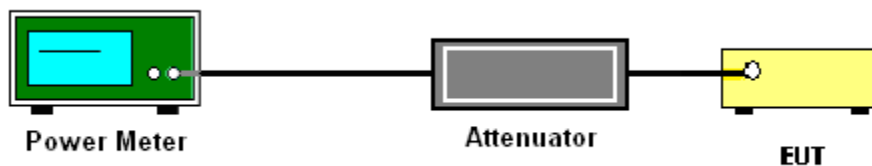
The testing follows Method PM-G of FCC KDB 789033 D02 General UNII Test Procedures New Rules v02r01.

Method PM-G (Measurement using a gated RF average power meter):

1. Measurement is performed using a wideband RF power meter.
2. The EUT is configured to transmit at its maximum power control level.
3. Measure the average power of the transmitter.
4. Since the measurement is made only during the ON time of the transmitter, no duty cycle correction factor is required.
5. For MIMO mode, calculation method follows FCC KDB 662911 D01 Multiple Transmitter Output v02r01

For Straddle Channel, according to KDB 789033 D02 General UNII Test Procedures New Rules v02r01, if the power and PSD of the devices are uniform and comply with the lower limits specified for the U-NII-2 bands, a single measurement over the entire emission bandwidth can be performed to show compliance.

3.2.4 Test Setup



3.2.5 Test Result of Maximum Conducted Output Power

Please refer to Appendix A.



3.3 Power Spectral Density Measurement

3.3.1 Limit of Power Spectral Density

<FCC 14-30 CFR 15.407>

For the 5.15–5.25 GHz bands:

For mobile and portable client devices in the 5.15–5.25 GHz band, the maximum power spectral density shall not exceed 11 dBm in any 1.0 MHz band. For an indoor access point operating in the band 5.15-5.25 GHz, the maximum power spectral density shall not exceed 17 dBm in any 1.0 MHz band.

For the 5.25–5.725 GHz bands:

The maximum power spectral density shall not exceed 11 dBm in any 1.0 MHz band.

For Straddle Channel, according to KDB 789033 D02 General UNII Test Procedures New Rules v02r01, if the power and PSD of the devices are uniform and comply with the lower limits specified for the U-NII-2 bands, a single measurement over the entire emission bandwidth can be performed to show compliance.

If transmitting antennas of directional gain greater than 6 dBi are used, the peak output power shall be reduced by the amount in dB that the directional gain of the antenna exceeds 6 dBi.

3.3.2 Measuring Instruments

Please refer to the measuring equipment list in this test report.

3.3.3 Test Procedures

The testing follows FCC KDB 789033 D02 General UNII Test Procedures New Rules v02r01.
Section F) Maximum power spectral density.

Method SA-2

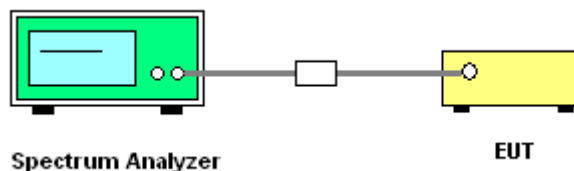
(trace averaging across on and off times of the EUT transmissions, followed by duty cycle correction).

- Measure the duty cycle.
 - Set span to encompass the entire emission bandwidth (EBW) of the signal.
 - Set RBW = 1 MHz.
 - Set VBW \geq 3 MHz.
 - Number of points in sweep \geq 2 Span / RBW.
 - Sweep time = auto.
 - Detector = RMS
 - Trace average at least 100 traces in power averaging mode.
 - Add $10 \log(1/x)$, where x is the duty cycle, to the measured power in order to compute the average power during the actual transmission times. For example, add $10 \log(1/0.25) = 6$ dB if the duty cycle is 25 percent.
1. The RF output of EUT is connected to the spectrum analyzer by a low loss cable.
 2. Each plot has already offset with cable loss, and attenuator loss. Measure the PPSD and record it.
 3. For MIMO mode, calculation method follows FCC KDB 662911 D01 Multiple Transmitter Output v02r01.

Method (a): Measure and sum the spectra across the outputs.

The total final Power Spectral Density is from a device with 2 transmitter outputs. The spectrum measurements of the individual outputs are all performed with the same span and number of points; the spectrum value in the first spectral bin of output 1 is summed with that in the first spectral bin of output 2 to obtain the value for the first frequency bin of the summed spectrum.

3.3.4 Test Setup

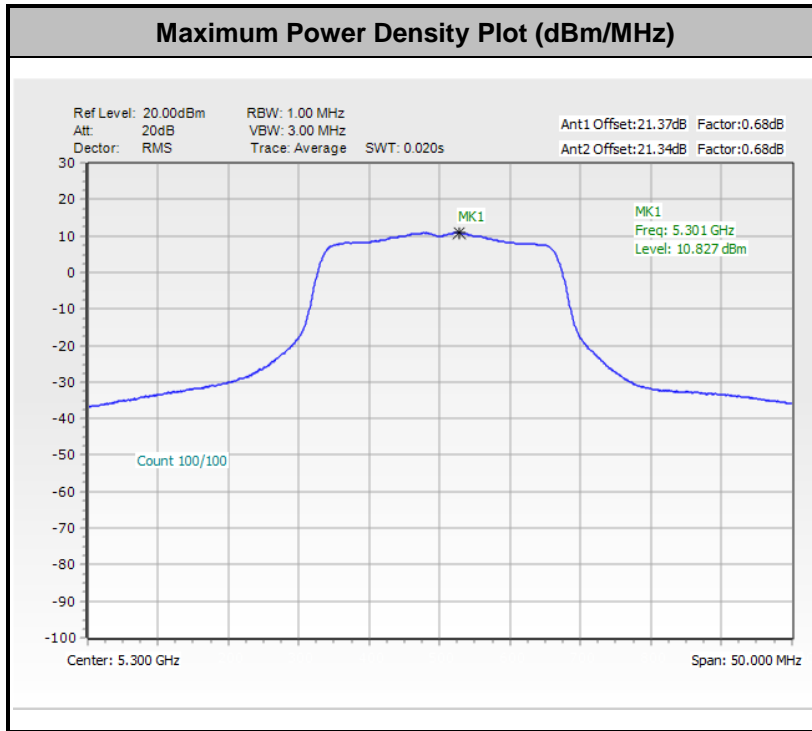


3.3.5 Test Result of Power Spectral Density

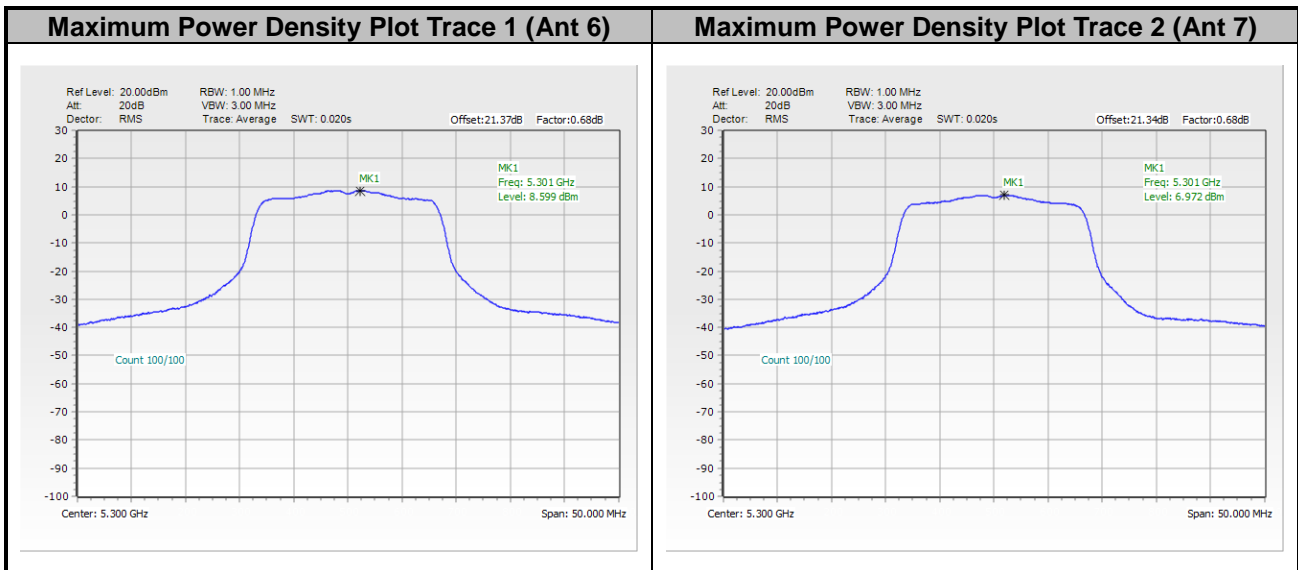
Please refer to Appendix A.



<802.11a>

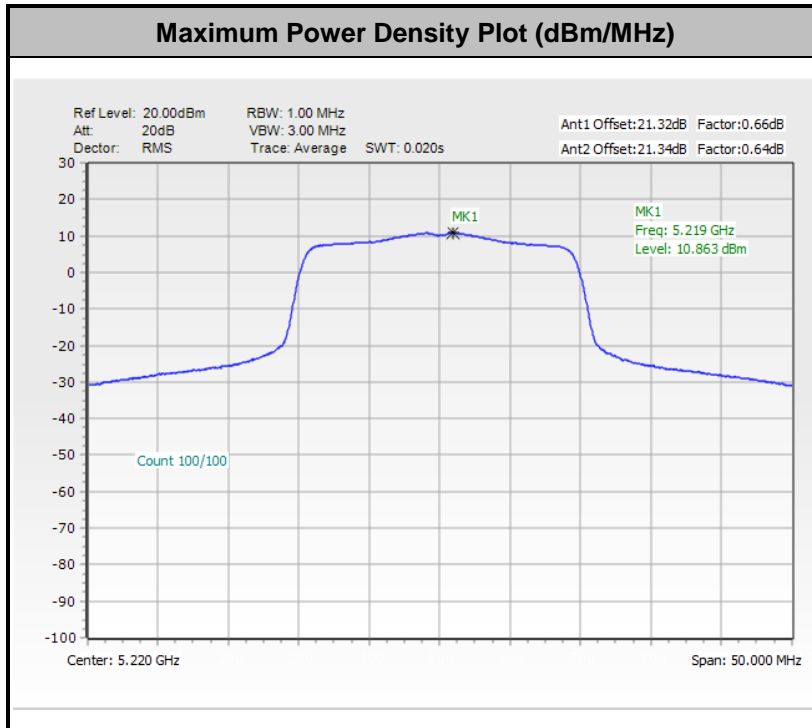


Remark: The test plot is showing a bin by bin combined result mathematically adds two traces.

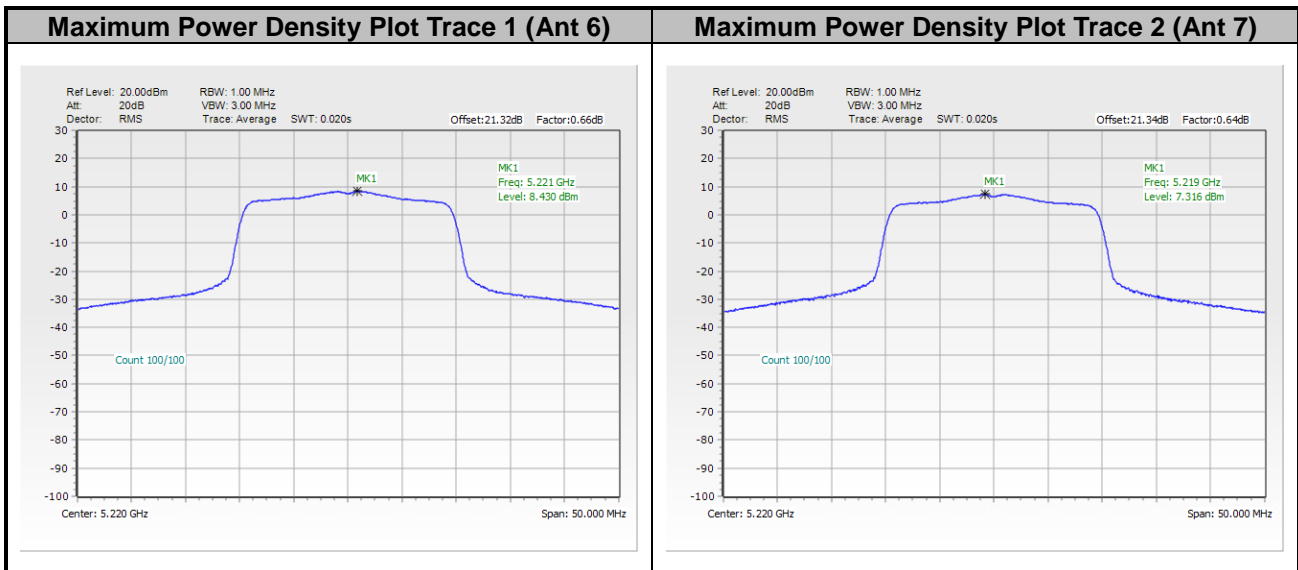




<802.11ax HE20 Full RU>

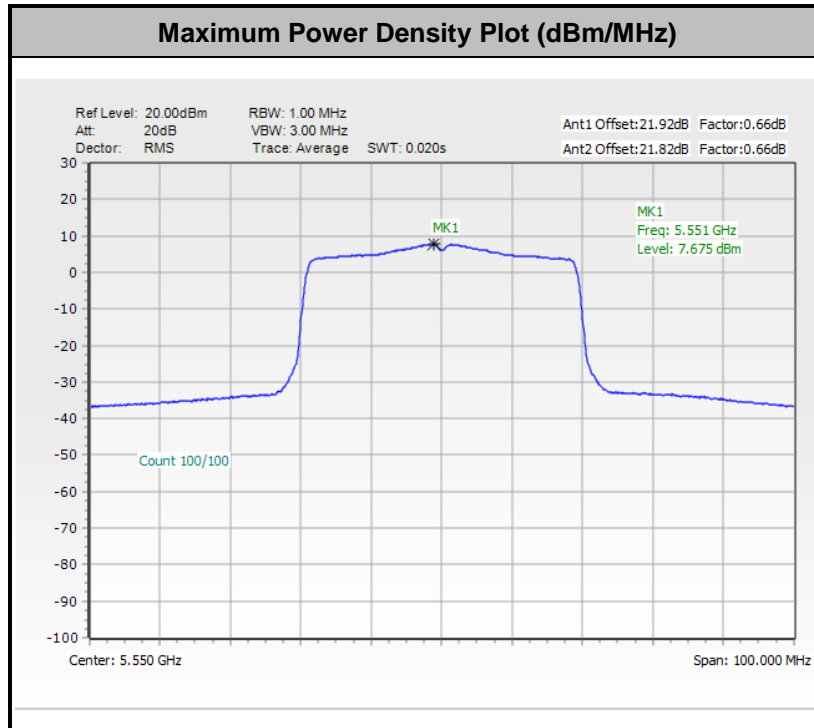


Remark: The test plot is showing a bin by bin combined result mathematically adds two traces.

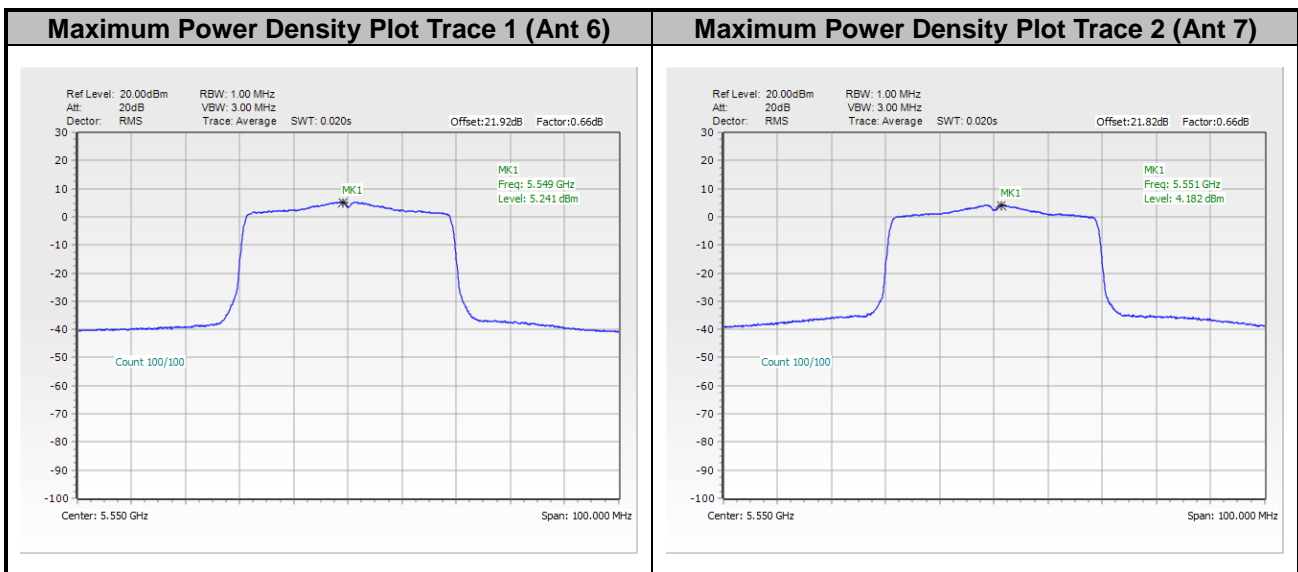




<802.11ax HE40 Full RU>

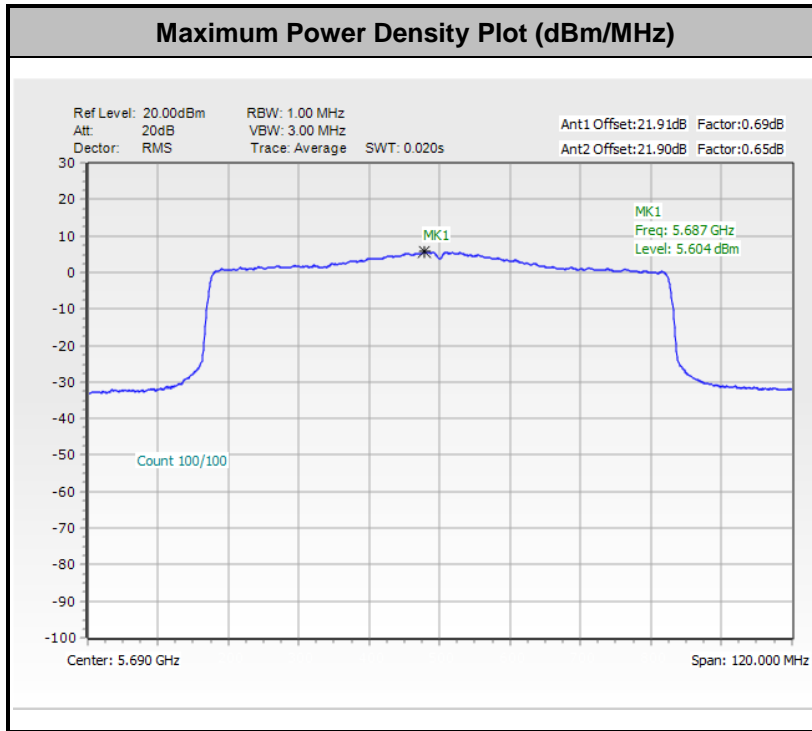


Remark: The test plot is showing a bin by bin combined result mathematically adds two traces.

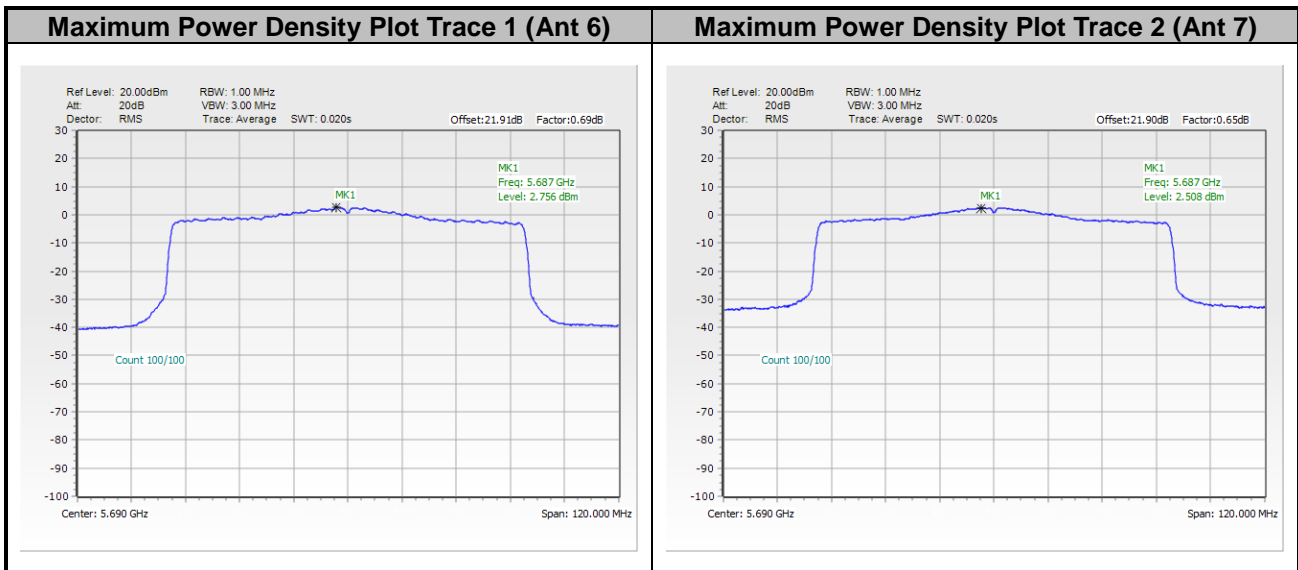




<802.11ax HE80 Full RU>

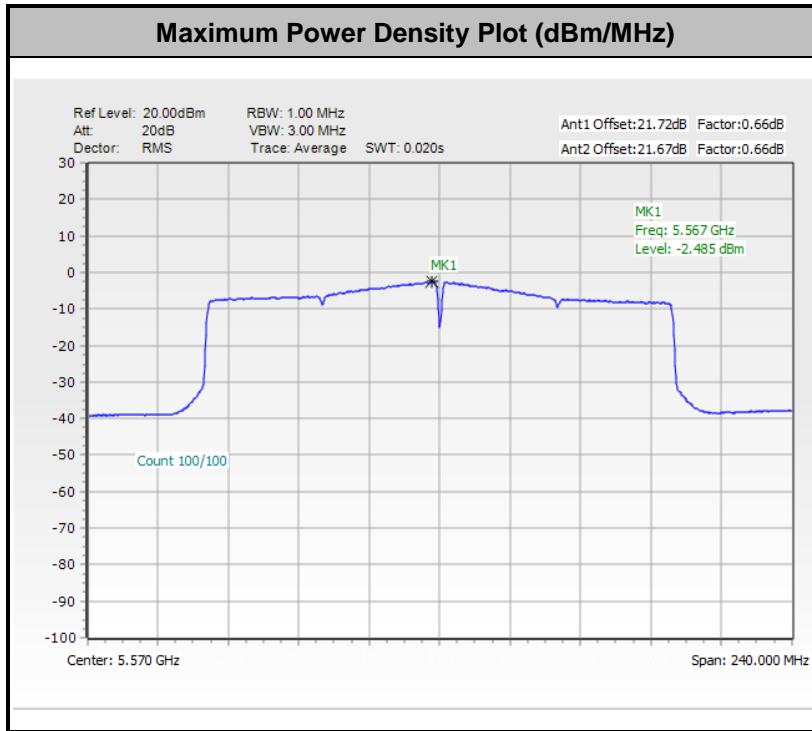


Remark: The test plot is showing a bin by bin combined result mathematically adds two traces.

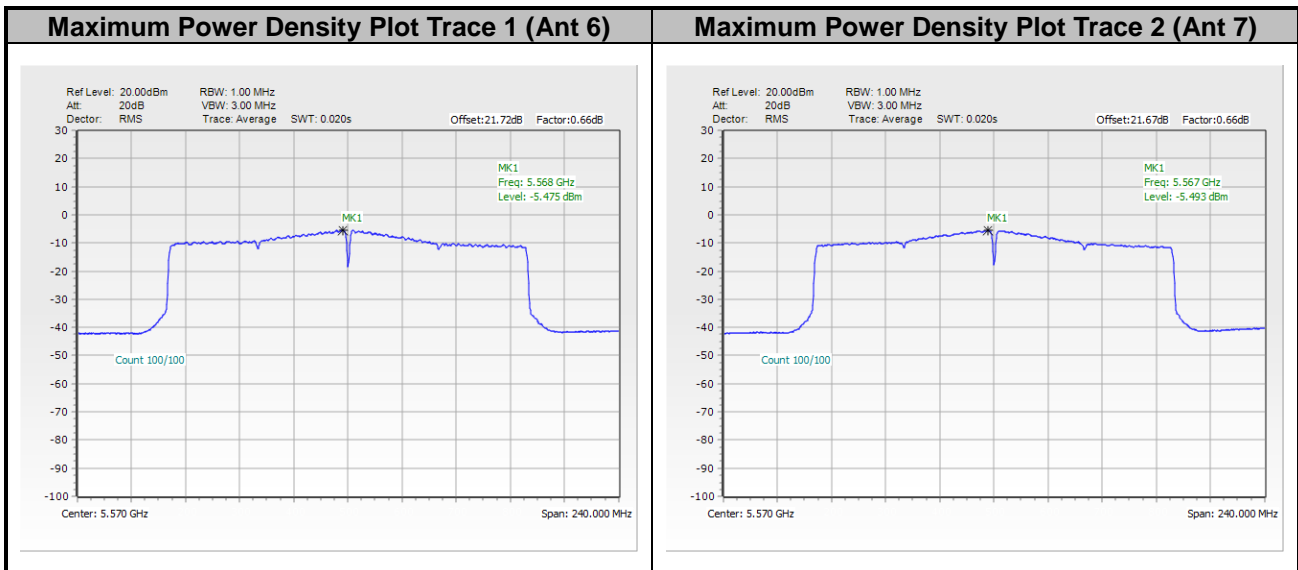




<802.11ax HE160 Full RU>



Remark: The test plot is showing a bin by bin combined result mathematically adds two traces.





3.4 Unwanted Emissions Measurement

This section is to measure unwanted emissions through radiated measurement for band edge spurious emissions and out of band emissions measurement.

3.4.1 Limit of Unwanted Emissions

- (1) For transmitters operating in the 5150-5250 MHz band: all emissions outside of the 5150-5350 MHz band shall not exceed an EIRP of -27dBm/MHz.

For transmitters operating in the 5250-5350 MHz band: all emissions outside of the 5150-5350 MHz band shall not exceed an EIRP of -27 dBm/MHz. Devices operating in the 5250-5350 MHz band that generate emissions in the 5150-5250 MHz band must meet all applicable technical requirements for operation in the 5150-5250 MHz band (including indoor use) or alternatively meet an out-of-band emission EIRP limit of -27 dBm/MHz in the 5150-5250 MHz band.

For transmitters operating in the 5470-5600 MHz and 5650-5725MHz band: all emissions outside of the 5470-5600 MHz and 5650-5725MHz band shall not exceed an EIRP of -27 dBm/MHz.

- (2) Unwanted spurious emissions falls in restricted bands shall comply with the general field strength limits as below table:

| Frequency (MHz) | Field Strength (microvolts/meter) | Measurement Distance (meters) |
|-----------------|-----------------------------------|-------------------------------|
| 0.009 – 0.490 | 2400/F(kHz) | 300 |
| 0.490 – 1.705 | 24000/F(kHz) | 30 |
| 1.705 – 30.0 | 30 | 30 |
| 30 – 88 | 100 | 3 |
| 88 – 216 | 150 | 3 |
| 216 - 960 | 200 | 3 |
| Above 960 | 500 | 3 |

Note: The following formula is used to convert the EIRP to field strength.

$$E = \frac{1000000\sqrt{30P}}{3} \mu\text{V/m, where P is the eirp (Watts)}$$



| EIRP (dBm) | Field Strength at 3m (dBμV/m) |
|------------|-------------------------------|
| - 27 | 68.3 |

(3) KDB789033 D02 v02r01 G)2)c)

(i) Sections 15.407(b)(1-3) specifies the unwanted emissions limit for the U-NII-1 and U-NII-2 bands. As specified, emissions above 1000 MHz that are outside of the restricted bands are subject to a peak emission limit of -27 dBm/MHz.

(ii) Section 15.407(b)(4) specifies the unwanted emissions limit for the U-NII-3 band. A band emissions mask is specified in Section 15.407(b)(4)(i). The emission limits are based on the use of a peak detector.

3.4.2 Measuring Instruments

Please refer to the measuring equipment list in this test report.

3.4.3 Test Procedures

1. The testing follows FCC KDB 789033 D02 General UNII Test Procedures New Rules v02r01. Section G) Unwanted emissions measurement.

(1) Procedure for Unwanted Emissions Measurements Below 1000 MHz

- RBW = 120 kHz
- VBW = 300 kHz
- Detector = Peak
- Trace mode = max hold

(2) Procedure for Peak Unwanted Emissions Measurements Above 1000 MHz

- RBW = 1 MHz
- VBW ≥ 3 MHz
- Detector = Peak
- Sweep time = auto
- Trace mode = max hold

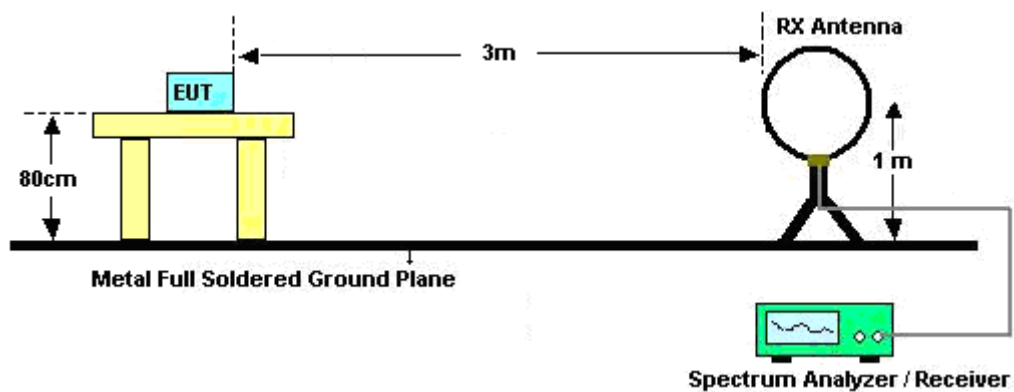
(3) Procedures for Average Unwanted Emissions Measurements Above 1000 MHz

- RBW = 1 MHz
- VBW = 10 Hz, when duty cycle is no less than 98 percent.
- VBW ≥ 1/T, when duty cycle is less than 98 percent where T is the minimum transmission duration over which the transmitter is on and is transmitting at its maximum power control level for the tested mode of operation.

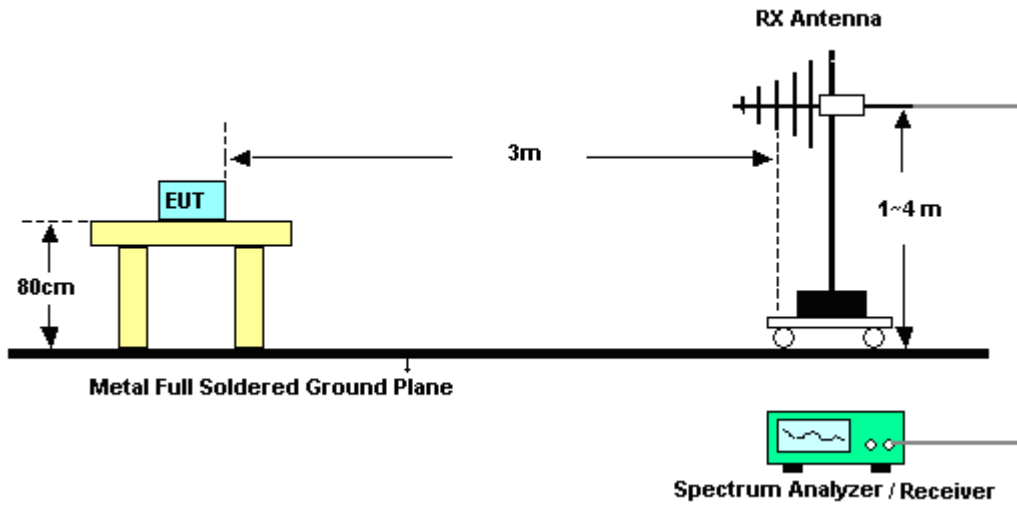
2. The EUT is placed on a turntable with 0.8 meter for frequency below 1 GHz and 1.5 meter for frequency above 1 GHz respectively above ground.
3. The EUT is set 3 meters away from the receiving antenna which is mounted on the top of a variable height antenna tower.
4. The antenna is a broadband antenna and its height is adjusted between one meter and four meters above ground to find the maximum value of the field strength for both horizontal polarization and vertical polarization of the antenna.
5. For each suspected emission, the EUT is arranged to its worst case and then adjust the antenna tower (from 1 m to 4 m) and turntable (from 0 degree to 360 degrees) to find the maximum reading.
6. Radiated testing below 1 GHz is performed by adjusting the antenna tower from 1 m to 4 m and by rotating the turn table from 0 degree to 360 degrees to find the peak maximum hold reading. When there is no suspected emission found and the emission level is with at least 6 dB margin against QP limit line, the position is marked as “-“.
7. Radiated testing above 1 GHz is performed by adjusting the antenna tower from 1 m to 4 m and by rotating the turn table from 0 degree to 360 degrees to find the peak maximum hold reading for scanning all frequencies. When there is no suspected emission found and the harmonic emission level is with at least 6 dB margin against average limit line, the position is marked as “-“.

3.4.4 Test Setup

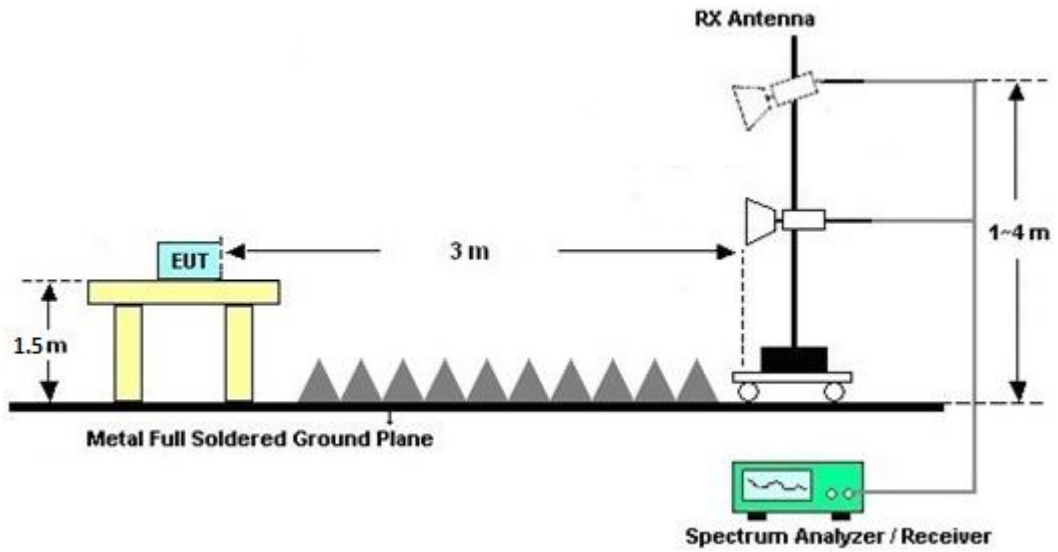
For radiated emissions below 30MHz



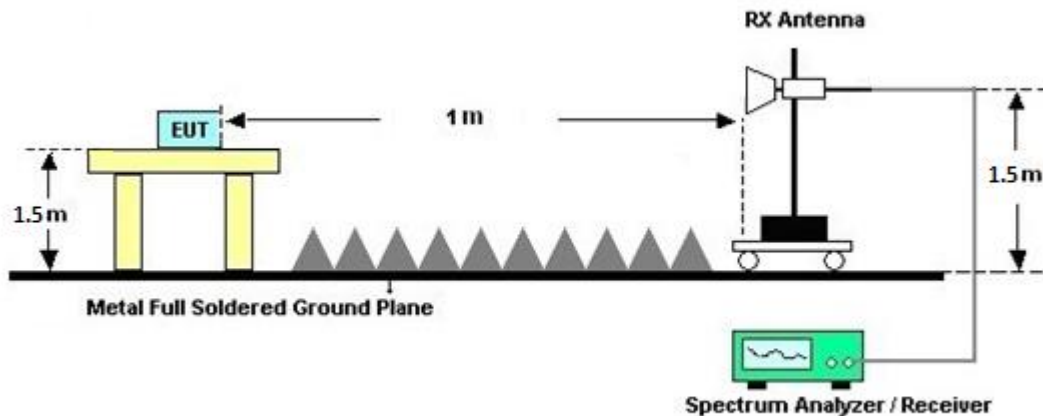
For radiated emissions from 30MHz to 1GHz



For radiated test from 1GHz to 18GHz



For radiated test above 18GHz



3.4.5 Test Results of Radiated Spurious Emissions (9 kHz ~ 30 MHz)

The low frequency, which starts from 9 kHz to 30 MHz, is pre-scanned and the result which is 20 dB lower than the limit line is not reported.

There is adequate comparison measurement of both open-field test site and alternative test site - semi-Anechoic chamber according to 414788 D01 Radiated Test Site v01r01, and the result came out very similar.

3.4.6 Test Result of Radiated Spurious at Band Edges

Please refer to Appendix C and D.

3.4.7 Duty Cycle

Please refer to Appendix E.

3.4.8 Test Result of Radiated Spurious Emissions (30MHz ~ 10th Harmonic)

Please refer to Appendix C and D.



3.5 AC Conducted Emission Measurement

3.5.1 Limit of AC Conducted Emission

For equipment that is designed to be connected to the public utility (AC) power line, the radio frequency voltage that is conducted back onto the AC power line on any frequency or frequencies within the band 150 kHz to 30 MHz shall not exceed the limits in the following table.

| Frequency of emission (MHz) | Conducted limit (dB μ V) | |
|-----------------------------|------------------------------|-----------|
| | Quasi-peak | Average |
| 0.15-0.5 | 66 to 56* | 56 to 46* |
| 0.5-5 | 56 | 46 |
| 5-30 | 60 | 50 |

*Decreases with the logarithm of the frequency.

3.5.2 Measuring Instruments

Please refer to the measuring equipment list in this test report.

3.5.3 Test Procedures

1. The EUT is placed 0.4 meter away from the conducting wall of the shielding room, and is kept at least 80 centimeters from any other grounded conducting surface.
2. Connect EUT to the power mains through a line impedance stabilization network (LISN).
3. All the support units are connecting to the other LISN.
4. The LISN provides 50 ohm coupling impedance for the measuring instrument.
5. The FCC states that a 50 ohm, 50 microhenry LISN shall be used.
6. Both Line and Neutral shall be tested in order to find out the maximum conducted emission.
7. The frequency range from 150 kHz to 30 MHz is scanned.
8. Set the test-receiver system to Peak Detect Function and specified bandwidth with Maximum Hold Mode.

3.5.4 Test Setup



3.5.5 Test Result of AC Conducted Emission

Please refer to Appendix B.



3.6 Antenna Requirements

3.6.1 Standard Applicable

The use of a permanently attached antenna or of an antenna that uses a unique coupling to the intentional radiator shall be considered sufficient to comply with the rule.

3.6.2 Antenna Anti-Replacement Construction

An embedded-in antenna design is used.



4 List of Measuring Equipment

| Instrument | Brand Name | Model No. | Serial No. | Characteristics | Calibration Date | Test Date | Due Date | Remark |
|----------------------|--------------------|-------------------------------|----------------------------------|-----------------|------------------|---------------------------------|---------------|--------------------------|
| Loop Antenna | Rohde & Schwarz | HFH2-Z2 | 100488 | 9 kHz~30 MHz | Sep. 20, 2022 | Jul. 08, 2023~ Jul. 30, 2023 | Sep. 19, 2023 | Radiation (03CH15-HY) |
| Bilog Antenna | TESEQ | CBL 6111D & 00800N1D01N-06 | 41912 & 05 | 30MHz~1GHz | Feb. 05, 2023 | Jul. 08, 2023~ Jul. 30, 2023 | Feb. 04, 2024 | Radiation (03CH15-HY) |
| Horn Antenna | SCHWARZBE CK | BBHA 9120 D | 9120D-1212 | 1GHz~18GHz | Mar. 23, 2023 | Jul. 08, 2023~ Jul. 30, 2023 | Mar. 22, 2024 | Radiation (03CH15-HY) |
| SHF-EHF Horn Antenna | SCHWARZBE CK | BBHA 9170 | 00993 | 18GHz~40GHz | Nov. 24, 2022 | Jul. 08, 2023~ Jul. 30, 2023 | Nov. 23, 2023 | Radiation (03CH15-HY) |
| Amplifier | SONOMA | 310N | 363440 | 9kHz~1GHz | Dec. 26, 2022 | Jul. 08, 2023~ Jul. 30, 2023 | Dec. 25, 2023 | Radiation (03CH15-HY) |
| Preamplifier | EMEC | EM01G18G | 060837 | 1GHz~18GHz | Feb. 16, 2023 | Jul. 08, 2023~ Jul. 30, 2023 | Feb. 15, 2024 | Radiation (03CH15-HY) |
| Preamplifier | EM Electronics | EM01G18G | 060802 | 1GHz~18GHz | Mar. 03, 2023 | Jul. 08, 2023~ Jul. 30, 2023 | Mar. 02, 2024 | Radiation (03CH15-HY) |
| Preamplifier | EMEC | EM18G40G | 060801 | 18GHz~40GHz | Jun. 27, 2023 | Jul. 08, 2023~ Jul. 30, 2023 | Jun. 26, 2024 | Radiation (03CH15-HY) |
| EMI Test Receiver | Keysight | N9038A(MXE) | MY54130085 | 20MHz~8.4GHz | Oct. 18, 2022 | Jul. 08, 2023~ Jul. 30, 2023 | Oct. 17, 2023 | Radiation (03CH15-HY) |
| Spectrum Analyzer | Keysight | N9010A | MY54200485 | 10Hz~44GHz | Mar. 20, 2023 | Jul. 08, 2023~ Jul. 30, 2023 | Mar. 19, 2024 | Radiation (03CH15-HY) |
| Antenna Mast | ChainTek | MBS-520-1 | N/A | 1m~4m | N/A | Jul. 08, 2023~ Jul. 30, 2023 | N/A | Radiation (03CH15-HY) |
| Turn Table | ChainTek | T-200-S-1 | N/A | 0~360 Degree | N/A | Jul. 08, 2023~ Jul. 30, 2023 | N/A | Radiation (03CH15-HY) |
| Software | Audix | E3 6.2009-8-24(k5) | RK-000451 | N/A | N/A | Jul. 08, 2023~ Jul. 30, 2023 | N/A | Radiation (03CH15-HY) |
| RF Cable | HUBER + SUHNER | SUCOFLEX 104, 102E | MY582185/4,51 9228/2,803950/2 | N/A | Jun. 13, 2023 | Jul. 08, 2023~ Jul. 30, 2023 | Jun. 12, 2024 | Radiation (03CH15-HY) |
| Hygrometer | TECPEL | DTM-303A | TP201996 | N/A | Nov. 17, 2022 | Jul. 05, 2023~ Aug. 14, 2023 | Nov. 16, 2023 | Conducted (TH05-HY) |
| Power Sensor | DARE | RPR3006W | 16I00054SNO12 (NO:113) | 10MHz~6GHz | Dec. 13, 2022 | Jul. 05, 2023~ Aug. 14, 2023 | Dec. 12, 2023 | Conducted (TH05-HY) |
| Signal Analyzer | Rohde & Schwarz | FSV40 | 101564 | 10Hz ~ 40GHz | Sep. 13, 2022 | Jul. 05, 2023~ Aug. 14, 2023 | Sep. 12, 2023 | Conducted (TH05-HY) |
| AC Power Source | ChainTek | APC-1000W | N/A | N/A | N/A | Jul. 18, 2023 | N/A | Conduction (CO05-HY) |
| EMI Test Receiver | Rohde & Schwarz | ESR3 | 102388 | 9kHz~3.6GHz | Dec. 01, 2022 | Jul. 18, 2023 | Nov. 30, 2023 | Conduction (CO05-HY) |
| Hygrometer | Testo | 608-H1 | 34913912 | N/A | Nov. 17, 2022 | Jul. 18, 2023 | Nov. 16, 2023 | Conduction (CO05-HY) |
| LISN | Rohde & Schwarz | ENV216 | 100081 | 9kHz~30MHz | Nov. 17, 2022 | Jul. 18, 2023 | Nov. 16, 2023 | Conduction (CO05-HY) |
| Software | Rohde & Schwarz | EMC32 | N/A | N/A | N/A | Jul. 18, 2023 | N/A | Conduction (CO05-HY) |
| Pulse Limiter | SCHWARZBE CK | VTSD 9561-F N | 00691 | N/A | Aug. 01, 2022 | Jul. 18, 2023 | Jul. 31, 2023 | Conduction (CO05-HY) |
| LISN Cable | MVE | RG-400 | 260260 | N/A | Dec. 29, 2022 | Jul. 18, 2023 | Dec. 28, 2023 | Conduction (CO05-HY) |



5 Measurement Uncertainty

Uncertainty of Conducted Emission Measurement (150kHz ~ 30MHz)

| | |
|---|--------|
| Measuring Uncertainty for a Level of Confidence of 95% ($U = 2Uc(y)$) | 3.5 dB |
|---|--------|

Uncertainty of Radiated Emission Measurement (30 MHz ~ 1000 MHz)

| | |
|---|--------|
| Measuring Uncertainty for a Level of Confidence of 95% ($U = 2Uc(y)$) | 6.3 dB |
|---|--------|

Uncertainty of Radiated Emission Measurement (1000 MHz ~ 6000 MHz)

| | |
|---|--------|
| Measuring Uncertainty for a Level of Confidence of 95% ($U = 2Uc(y)$) | 4.2 dB |
|---|--------|

Uncertainty of Radiated Emission Measurement (6000 MHz ~ 18000 MHz)

| | |
|---|--------|
| Measuring Uncertainty for a Level of Confidence of 95% ($U = 2Uc(y)$) | 5.4 dB |
|---|--------|

Uncertainty of Radiated Emission Measurement (18000 MHz ~ 40000 MHz)

| | |
|---|--------|
| Measuring Uncertainty for a Level of Confidence of 95% ($U = 2Uc(y)$) | 5.2 dB |
|---|--------|

Appendix A. Test Result of Conducted Test Items

| | | | | |
|----------------|--------------------|--------------------|-------|----|
| Test Engineer: | Hank Hsu | Temperature: | 21~25 | °C |
| Test Date: | 2023/7/5~2023/8/14 | Relative Humidity: | 51~54 | % |

TEST RESULTS DATA
26dB and 99% OBW

| U-NII-1 MIMO | | | | | | | | | | | | | |
|--------------|-----------|-----------------|-----|-------------|---------------------|-------|-----------------------|-------|------------------------------------|-------|-----------------------------------|-------|------|
| Mod. | Data Rate | N _{TX} | CH. | Freq. (MHz) | 99% Bandwidth (MHz) | | 26 dB Bandwidth (MHz) | | IC 99% Bandwidth Power Limit (dBm) | | IC 99% Bandwidth EIRP Limit (dBm) | | Note |
| | | | | | Ant 6 | Ant 7 | Ant 6 | Ant 7 | Ant 6 | Ant 7 | Ant 6 | Ant 7 | |
| 11a | 6Mbps | 2 | 36 | 5180 | 16.33 | 16.33 | 19.38 | 19.20 | - | - | 22.13 | 22.13 | |
| 11a | 6Mbps | 2 | 44 | 5220 | 16.38 | 16.33 | 19.80 | 19.44 | - | - | 22.13 | 22.13 | - |
| 11a | 6Mbps | 2 | 48 | 5240 | 16.38 | 16.33 | 20.16 | 19.32 | - | - | 22.13 | 22.13 | |

TEST RESULTS DATA
Average Power Table

| FCC U-NII-1 MIMO | | | | | | | | | | | | |
|------------------|-----------|-----------------|-----|-------------|-------------------------------|-------|-------|---------------------------------|-------|----------|-------|-----------|
| Mod. | Data Rate | N _{TX} | CH. | Freq. (MHz) | Average Conducted Power (dBm) | | | FCC Conducted Power Limit (dBm) | | DG (dBi) | | Pass/Fail |
| | | | | | Ant 6 | Ant 7 | SUM | Ant 6 | Ant 7 | Ant 6 | Ant 7 | |
| 11a | 6Mbps | 2 | 36 | 5180 | 18.10 | 16.80 | 20.51 | 24.00 | | 3.07 | - | Pass |
| 11a | 6Mbps | 2 | 44 | 5220 | 19.50 | 18.40 | 22.00 | 24.00 | | 3.07 | | Pass |
| 11a | 6Mbps | 2 | 48 | 5240 | 18.80 | 17.50 | 21.21 | 24.00 | | 3.07 | | Pass |
| HT20 | MCS0 | 2 | 36 | 5180 | 18.40 | 17.60 | 21.03 | 24.00 | | 3.07 | | Pass |
| HT20 | MCS0 | 2 | 44 | 5220 | 20.10 | 19.00 | 22.60 | 24.00 | | 3.07 | | Pass |
| HT20 | MCS0 | 2 | 48 | 5240 | 19.30 | 18.00 | 21.71 | 24.00 | | 3.07 | | Pass |
| HT40 | MCS0 | 2 | 38 | 5190 | 16.00 | 15.30 | 18.67 | 24.00 | | 3.07 | | Pass |
| HT40 | MCS0 | 2 | 46 | 5230 | 19.20 | 17.60 | 21.48 | 24.00 | | 3.07 | | Pass |
| VHT20 | MCS0 | 2 | 36 | 5180 | 18.40 | 17.60 | 21.03 | 24.00 | | 3.07 | | Pass |
| VHT20 | MCS0 | 2 | 44 | 5220 | 20.10 | 19.00 | 22.60 | 24.00 | | 3.07 | | Pass |
| VHT20 | MCS0 | 2 | 48 | 5240 | 19.30 | 18.00 | 21.71 | 24.00 | | 3.07 | | Pass |
| VHT40 | MCS0 | 2 | 38 | 5190 | 16.00 | 15.30 | 18.67 | 24.00 | | 3.07 | | Pass |
| VHT40 | MCS0 | 2 | 46 | 5230 | 19.20 | 17.60 | 21.48 | 24.00 | | 3.07 | | Pass |
| VHT80 | MCS0 | 2 | 42 | 5210 | 17.20 | 16.00 | 19.65 | 24.00 | | 3.07 | | Pass |
| VHT160 | MCS0 | 2 | 50 | 5250 | 12.90 | 11.80 | 15.40 | 24.00 | | 3.07 | | Pass |

TEST RESULTS DATA
Power Spectral Density

| FCC U-NII-1 MIMO | | | | | | | | | | | | | | |
|------------------|-----------|-----------------|-----|-------------|------------------|-------|--|-------|-------|-----------------------------|-------|----------|-------|------------|
| Mod. | Data Rate | N _{TX} | CH. | Freq. (MHz) | Duty Factor (dB) | | Average Power Density with Duty Factor (dBm/MHz) | | | Average PSD Limit (dBm/MHz) | | DG (dBi) | | Pass /Fail |
| | | | | | Ant 6 | Ant 7 | Ant 6 | Ant 7 | SUM | Ant 6 | Ant 7 | Ant 6 | Ant 7 | |
| 11a | 6Mbps | 2 | 36 | 5180 | 0.68 | 0.68 | - | | 9.90 | 10.95 | 6.05 | | | Pass |
| 11a | 6Mbps | 2 | 44 | 5220 | 0.68 | 0.68 | | | 10.59 | 10.95 | 6.05 | | - | Pass |
| 11a | 6Mbps | 2 | 48 | 5240 | 0.68 | 0.68 | | | 10.51 | 10.95 | 6.05 | | | Pass |

TEST RESULTS DATA
26dB and 99% OBW

| U-NII-2A MIMO | | | | | | | | | | | | | | | |
|---------------|-----------|-----------------|-----|-------------|---------------------|-------|-----------------------|-------|------------------------------------|-------|-----------------------------------|-------|--------------------------------------|-------|------|
| Mod. | Data Rate | N _{TX} | CH. | Freq. (MHz) | 99% Bandwidth (MHz) | | 26 dB Bandwidth (MHz) | | IC 99% Bandwidth Power Limit (dBm) | | IC 99% Bandwidth EIRP Limit (dBm) | | FCC 26dB Bandwidth Power Limit (dBm) | | Note |
| | | | | | Ant 6 | Ant 7 | Ant 6 | Ant 7 | Ant 6 | Ant 7 | Ant 6 | Ant 7 | Ant 6 | Ant 7 | |
| 11a | 6Mbps | 2 | 52 | 5260 | 16.38 | 16.33 | 19.62 | 19.56 | 23.13 | | 29.13 | | 23.91 | | - |
| 11a | 6Mbps | 2 | 60 | 5300 | 16.38 | 16.33 | 20.58 | 19.68 | 23.13 | | 29.13 | | 23.94 | | |
| 11a | 6Mbps | 2 | 64 | 5320 | 16.33 | 16.33 | 19.50 | 19.56 | 23.13 | | 29.13 | | 23.90 | | |

TEST RESULTS DATA
Average Power Table

| FCC U-NII-2A MIMO | | | | | | | | | | | | | |
|-------------------|-----------|-----------------|-----|-------------|-------------------------------|-------|-------|---------------------------------|-------|----------|-------|------------------------|-----------|
| Mod. | Data Rate | N _{TX} | CH. | Freq. (MHz) | Average Conducted Power (dBm) | | | FCC Conducted Power Limit (dBm) | | DG (dBi) | | EIRP Power Limit (dBm) | Pass/Fail |
| | | | | | Ant 6 | Ant 7 | SUM | Ant 6 | Ant 7 | Ant 6 | Ant 7 | | |
| 11a | 6Mbps | 2 | 52 | 5260 | 19.00 | 17.90 | 21.50 | 23.91 | | 3.18 | | 30 | Pass |
| 11a | 6Mbps | 2 | 60 | 5300 | 19.90 | 18.50 | 22.27 | 23.94 | | 3.18 | | 30 | Pass |
| 11a | 6Mbps | 2 | 64 | 5320 | 18.10 | 17.20 | 20.68 | 23.90 | | 3.18 | | 30 | Pass |
| HT20 | MCS0 | 2 | 52 | 5260 | 19.20 | 18.10 | 21.70 | 23.98 | | 3.18 | | 30 | Pass |
| HT20 | MCS0 | 2 | 60 | 5300 | 19.60 | 18.30 | 22.01 | 23.98 | | 3.18 | | 30 | Pass |
| HT20 | MCS0 | 2 | 64 | 5320 | 17.30 | 16.50 | 19.93 | 23.98 | | 3.18 | | 30 | Pass |
| HT40 | MCS0 | 2 | 54 | 5270 | 17.80 | 16.80 | 20.34 | 23.98 | | 3.18 | | 30 | Pass |
| HT40 | MCS0 | 2 | 62 | 5310 | 16.40 | 15.10 | 18.81 | 23.98 | | 3.18 | | 30 | Pass |
| VHT20 | MCS0 | 2 | 52 | 5260 | 19.20 | 18.10 | 21.70 | 23.98 | | 3.18 | | 30 | Pass |
| VHT20 | MCS0 | 2 | 60 | 5300 | 19.60 | 18.30 | 22.01 | 23.98 | | 3.18 | | 30 | Pass |
| VHT20 | MCS0 | 2 | 64 | 5320 | 17.30 | 16.50 | 19.93 | 23.98 | | 3.18 | | 30 | Pass |
| VHT40 | MCS0 | 2 | 54 | 5270 | 17.80 | 16.80 | 20.34 | 23.98 | | 3.18 | | 30 | Pass |
| VHT40 | MCS0 | 2 | 62 | 5310 | 16.40 | 15.10 | 18.81 | 23.98 | | 3.18 | | 30 | Pass |
| VHT80 | MCS0 | 2 | 58 | 5290 | 15.00 | 14.30 | 17.67 | 23.98 | | 3.18 | | 30 | Pass |

TEST RESULTS DATA
Power Spectral Density

| U-NII-2A MIMO | | | | | | | | | | | | | | |
|---------------|-----------|-----------------|-----|-------------|------------------|-------|--|-------|-------|-----------------------------|-------|----------|-------|------------|
| Mod. | Data Rate | N _{TX} | CH. | Freq. (MHz) | Duty Factor (dB) | | Average Power Density with Duty Factor (dBm/MHz) | | | Average PSD Limit (dBm/MHz) | | DG (dBi) | | Pass /Fail |
| | | | | | Ant 6 | Ant 7 | Ant 6 | Ant 7 | SUM | Ant 6 | Ant 7 | Ant 6 | Ant 7 | |
| 11a | 6Mbps | 2 | 52 | 5260 | 0.68 | 0.68 | - | | 10.78 | 10.91 | 6.09 | | | Pass |
| 11a | 6Mbps | 2 | 60 | 5300 | 0.68 | 0.68 | | | 10.83 | 10.91 | 6.09 | | - | Pass |
| 11a | 6Mbps | 2 | 64 | 5320 | 0.68 | 0.68 | | | 10.24 | 10.91 | 6.09 | | | Pass |

TEST RESULTS DATA
26dB and 99% OBW

| U-NII-2C MIMO | | | | | | | | | | | | | | | | |
|---------------|-----------|-----------------|-----|-------------|---------------------------------|-------|-----------------------------------|-------|------------------------------------|-------|-----------------------------------|-------|--------------------------------------|-------|---|-------|
| Mod. | Data Rate | N _{TX} | CH. | Freq. (MHz) | 99% Bandwidth In U-NII 2C (MHz) | | 26 dB Bandwidth In U-NII 2C (MHz) | | IC 99% Bandwidth Power Limit (dBm) | | IC 99% Bandwidth EIRP Limit (dBm) | | FCC 26dB Bandwidth Power Limit (dBm) | | 6 dB Bandwidth for Straddle Channel (MHz) | |
| | | | | | Ant 6 | Ant 7 | Ant 6 | Ant 7 | Ant 6 | Ant 7 | Ant 6 | Ant 7 | Ant 6 | Ant 7 | Ant 6 | Ant 7 |
| 11a | 6Mbps | 2 | 100 | 5500 | 16.33 | 16.38 | 19.38 | 19.74 | 23.13 | | 29.13 | | 23.87 | | ---- | ---- |
| 11a | 6Mbps | 2 | 116 | 5580 | 16.33 | 16.33 | 19.68 | 19.98 | 23.13 | | 29.13 | | 23.94 | | ---- | ---- |
| 11a | 6Mbps | 2 | 140 | 5700 | 16.33 | 16.33 | 19.50 | 19.68 | 23.13 | | 29.13 | | 23.90 | | ---- | ---- |

| U-NII-2C straddle channel MIMO | | | | | | | | | | | | | | | | |
|--------------------------------|-----------|-----------------|-----|-------------|---------------------------------|-------|-----------------------------------|-------|------------------------------------|-------|-----------------------------------|-------|--------------------------------------|-------|---|-------|
| Mod. | Data Rate | N _{TX} | CH. | Freq. (MHz) | 99% Bandwidth In U-NII 2C (MHz) | | 26 dB Bandwidth In U-NII 2C (MHz) | | IC 99% Bandwidth Power Limit (dBm) | | IC 99% Bandwidth EIRP Limit (dBm) | | FCC 26dB Bandwidth Power Limit (dBm) | | 6 dB Bandwidth for Straddle Channel (MHz) | |
| | | | | | Ant 6 | Ant 7 | Ant 6 | Ant 7 | Ant 6 | Ant 7 | Ant 6 | Ant 7 | Ant 6 | Ant 7 | Ant 6 | Ant 7 |
| 11a | 6Mbps | 2 | 144 | 5720 | 13.19 | 13.24 | 14.66 | 15.20 | 22.20 | | 28.20 | | 22.66 | | 2.6 | 2.6 |

TEST RESULTS DATA
Average Power Table

| FCC U-NII-2C MIMO | | | | | | | | | | | | | |
|-------------------|-----------|-----------------|-----|-------------|-------------------------------|-------|-------|---------------------------------|-------|----------|-------|------------------------|-----------|
| Mod. | Data Rate | N _{Tx} | CH. | Freq. (MHz) | Average Conducted Power (dBm) | | | FCC Conducted Power Limit (dBm) | | DG (dBi) | | EIRP Power Limit (dBm) | Pass/Fail |
| | | | | | Ant 6 | Ant 7 | SUM | Ant 6 | Ant 7 | Ant 6 | Ant 7 | | |
| 11a | 6Mbps | 2 | 100 | 5500 | 19.00 | 18.40 | 21.72 | 23.87 | | 3.48 | | 30 | Pass |
| 11a | 6Mbps | 2 | 116 | 5580 | 18.70 | 18.50 | 21.61 | 23.94 | | 3.48 | | 30 | Pass |
| 11a | 6Mbps | 2 | 140 | 5700 | 17.40 | 18.00 | 20.72 | 23.90 | | 3.48 | | 30 | Pass |
| HT20 | MCS0 | 2 | 100 | 5500 | 18.60 | 17.90 | 21.27 | 23.98 | | 3.48 | | 30 | Pass |
| HT20 | MCS0 | 2 | 116 | 5580 | 18.50 | 18.30 | 21.41 | 23.98 | | 3.48 | | 30 | Pass |
| HT20 | MCS0 | 2 | 140 | 5700 | 17.00 | 17.60 | 20.32 | 23.98 | | 3.48 | | 30 | Pass |
| HT40 | MCS0 | 2 | 102 | 5510 | 17.20 | 16.30 | 19.78 | 23.98 | | 3.48 | | 30 | Pass |
| HT40 | MCS0 | 2 | 110 | 5550 | 18.80 | 17.70 | 21.30 | 23.98 | | 3.48 | | 30 | Pass |
| HT40 | MCS0 | 2 | 134 | 5670 | 18.00 | 18.00 | 21.01 | 23.98 | | 3.48 | | 30 | Pass |
| VHT20 | MCS0 | 2 | 100 | 5500 | 18.60 | 17.90 | 21.27 | 23.98 | | 3.48 | | 30 | Pass |
| VHT20 | MCS0 | 2 | 116 | 5580 | 18.50 | 18.30 | 21.41 | 23.98 | | 3.48 | | 30 | Pass |
| VHT20 | MCS0 | 2 | 140 | 5700 | 17.00 | 17.60 | 20.32 | 23.98 | | 3.48 | | 30 | Pass |
| VHT40 | MCS0 | 2 | 102 | 5510 | 17.20 | 16.30 | 19.78 | 23.98 | | 3.48 | | 30 | Pass |
| VHT40 | MCS0 | 2 | 110 | 5550 | 18.80 | 17.70 | 21.30 | 23.98 | | 3.48 | | 30 | Pass |
| VHT40 | MCS0 | 2 | 134 | 5670 | 18.00 | 18.00 | 21.01 | 23.98 | | 3.48 | | 30 | Pass |
| VHT80 | MCS0 | 2 | 106 | 5530 | 16.20 | 15.80 | 19.01 | 23.98 | | 3.48 | | 30 | Pass |
| VHT80 | MCS0 | 2 | 122 | 5610 | 17.50 | 17.40 | 20.46 | 23.98 | | 3.48 | | 30 | Pass |
| VHT160 | MCS0 | 2 | 114 | 5570 | 13.60 | 13.60 | 16.61 | 23.98 | | 3.48 | | 30 | Pass |

| FCC U-NII-2C straddle channel MIMO | | | | | | | | | | | | | |
|------------------------------------|-----------|-----------------|-----|-------------|-------------------------------|-------|-------|---------------------------------|-------|----------|-------|------------------------|-----------|
| Mod. | Data Rate | N _{Tx} | CH. | Freq. (MHz) | Average Conducted Power (dBm) | | | FCC Conducted Power Limit (dBm) | | DG (dBi) | | EIRP Power Limit (dBm) | Pass/Fail |
| | | | | | Ant 6 | Ant 7 | SUM | Ant 6 | Ant 7 | Ant 6 | Ant 7 | | |
| 11a | 6Mbps | 2 | 144 | 5720 | 18.70 | 19.30 | 22.02 | 22.66 | | 3.48 | | 30 | Pass |
| HT20 | MCS0 | 2 | 144 | 5720 | 18.50 | 19.00 | 21.77 | 23.98 | | 3.48 | | 30 | Pass |
| HT40 | MCS0 | 2 | 142 | 5710 | 18.60 | 18.90 | 21.76 | 23.98 | | 3.48 | | 30 | Pass |
| VHT20 | MCS0 | 2 | 144 | 5720 | 18.50 | 19.00 | 21.77 | 23.98 | | 3.48 | | 30 | Pass |
| VHT40 | MCS0 | 2 | 142 | 5710 | 18.60 | 18.90 | 21.76 | 23.98 | | 3.48 | | 30 | Pass |
| VHT80 | MCS0 | 2 | 138 | 5690 | 18.70 | 18.80 | 21.76 | 23.98 | | 3.48 | | 30 | Pass |

TEST RESULTS DATA
Power Spectral Density

| U-NII-2C MIMO | | | | | | | | | | | | | | | |
|---------------|-----------|-----------------|-----|-------------|------------------|-------|--|-------|-----|-----------------------------|-------|----------|-------|------------|------|
| Mod. | Data Rate | N _{TX} | CH. | Freq. (MHz) | Duty Factor (dB) | | Average Power Density with Duty Factor (dBm/MHz) | | | Average PSD Limit (dBm/MHz) | | DG (dBi) | | Pass /Fail | |
| | | | | | Ant 6 | Ant 7 | Ant 6 | Ant 7 | SUM | Ant 6 | Ant 7 | Ant 6 | Ant 7 | | |
| 11a | 6Mbps | 2 | 100 | 5500 | 0.68 | 0.68 | - | | | 10.22 | 10.54 | 6.46 | | - | Pass |
| 11a | 6Mbps | 2 | 116 | 5580 | 0.68 | 0.68 | | | | 10.22 | 10.54 | 6.46 | | | Pass |
| 11a | 6Mbps | 2 | 140 | 5700 | 0.68 | 0.68 | | | | 9.93 | 10.54 | 6.46 | | | Pass |

| U-NII-2C straddle channel MIMO | | | | | | | | | | | | | | |
|--------------------------------|-----------|-----------------|-----|-------------|------------------|-------|---------------------------------|-------|-------|-----------------------------|-------|----------|-------|------------|
| Mod. | Data Rate | N _{TX} | CH. | Freq. (MHz) | Duty Factor (dB) | | Average Power Density (dBm/MHz) | | | Average PSD Limit (dBm/MHz) | | DG (dBi) | | Pass /Fail |
| | | | | | Ant 6 | Ant 7 | Ant 6 | Ant 7 | SUM | Ant 6 | Ant 7 | Ant 6 | Ant 7 | |
| 11a | 6Mbps | 2 | 144 | 5720 | 0.68 | 0.68 | - | | 10.41 | 10.54 | 6.46 | | - | Pass |

TEST RESULTS DATA
26dB and 99% OBW

| U-NII-1 MIMO | | | | | | | | | | | | | | |
|--------------|-----------|-----------------|-----|-------------|------------|---------------------|--------|-----------------------|--------|------------------------------------|-------|-----------------------------------|-------|------|
| Mod. | Data Rate | N _{TX} | CH. | Freq. (MHz) | RU Config. | 99% Bandwidth (MHz) | | 26 dB Bandwidth (MHz) | | IC 99% Bandwidth Power Limit (dBm) | | IC 99% Bandwidth EIRP Limit (dBm) | | Note |
| | | | | | | Ant 6 | Ant 7 | Ant 6 | Ant 7 | Ant 6 | Ant 7 | Ant 6 | Ant 7 | |
| HE20 | MCS0 | 2 | 36 | 5180 | Full | 18.88 | 18.93 | 21.06 | 21.18 | - | - | 22.76 | - | - |
| HE20 | MCS0 | 2 | 44 | 5220 | Full | 18.93 | 18.98 | 21.78 | 23.94 | - | - | 22.77 | - | - |
| HE20 | MCS0 | 2 | 48 | 5240 | Full | 18.93 | 18.93 | 21.54 | 21.48 | - | - | 22.77 | - | - |
| HE40 | MCS0 | 2 | 38 | 5190 | Full | 37.76 | 37.66 | 41.16 | 41.52 | - | - | 23.01 | - | - |
| HE40 | MCS0 | 2 | 46 | 5230 | Full | 37.86 | 37.76 | 42.12 | 41.64 | - | - | 23.01 | - | - |
| HE80 | MCS0 | 2 | 42 | 5210 | Full | 76.72 | 76.84 | 82.08 | 81.84 | - | - | 23.01 | - | - |
| HE160 | MCS0 | 2 | 50 | 5250 | Full | 155.60 | 155.37 | 165.12 | 165.12 | - | - | 23.01 | - | - |

TEST RESULTS DATA
Average Power Table

| FCC U-NII-1 MIMO | | | | | | | | | | | | | |
|------------------|-----------|-----------------|-----|-------------|------------|-------------------------------|-------|-------|---------------------------------|-------|----------|-------|-----------|
| Mod. | Data Rate | N _{TX} | CH. | Freq. (MHz) | RU Config. | Average Conducted Power (dBm) | | | FCC Conducted Power Limit (dBm) | | DG (dBi) | | Pass/Fail |
| | | | | | | Ant 6 | Ant 7 | SUM | Ant 6 | Ant 7 | Ant 6 | Ant 7 | |
| HE20 | MCS0 | 2 | 36 | 5180 | Full | 18.50 | 17.70 | 21.13 | 24.00 | 24.00 | 3.07 | 3.07 | Pass |
| HE20 | MCS0 | 2 | 36 | 5180 | 26/0 | 10.30 | 10.00 | 13.16 | 24.00 | 24.00 | 3.07 | 3.07 | Pass |
| HE20 | MCS0 | 2 | 36 | 5180 | 52/37 | 13.30 | 12.70 | 16.02 | 24.00 | 24.00 | 3.07 | 3.07 | Pass |
| HE20 | MCS0 | 2 | 36 | 5180 | 106/53 | 14.70 | 14.20 | 17.47 | 24.00 | 24.00 | 3.07 | 3.07 | Pass |
| HE20 | MCS0 | 2 | 44 | 5220 | Full | 20.20 | 19.10 | 22.70 | 24.00 | 24.00 | 3.07 | 3.07 | Pass |
| HE20 | MCS0 | 2 | 44 | 5220 | 26/4 | 12.90 | 12.00 | 15.48 | 24.00 | 24.00 | 3.07 | 3.07 | Pass |
| HE20 | MCS0 | 2 | 44 | 5220 | 52/38 | 14.80 | 14.00 | 17.43 | 24.00 | 24.00 | 3.07 | 3.07 | Pass |
| HE20 | MCS0 | 2 | 44 | 5220 | 106/53 | 18.00 | 16.90 | 20.50 | 24.00 | 24.00 | 3.07 | 3.07 | Pass |
| HE20 | MCS0 | 2 | 48 | 5240 | Full | 19.40 | 18.10 | 21.81 | 24.00 | 24.00 | 3.07 | 3.07 | Pass |
| HE20 | MCS0 | 2 | 48 | 5240 | 26/8 | 10.90 | 10.00 | 13.48 | 24.00 | 24.00 | 3.07 | 3.07 | Pass |
| HE20 | MCS0 | 2 | 48 | 5240 | 52/40 | 13.80 | 13.20 | 16.52 | 24.00 | 24.00 | 3.07 | 3.07 | Pass |
| HE20 | MCS0 | 2 | 48 | 5240 | 106/54 | 16.70 | 15.50 | 19.15 | 24.00 | 24.00 | 3.07 | 3.07 | Pass |
| HE40 | MCS0 | 2 | 38 | 5190 | Full | 16.10 | 15.40 | 18.77 | 24.00 | 24.00 | 3.07 | 3.07 | Pass |
| HE40 | MCS0 | 2 | 38 | 5190 | 242/61 | 14.70 | 14.20 | 17.47 | 24.00 | 24.00 | 3.07 | 3.07 | Pass |
| HE40 | MCS0 | 2 | 46 | 5230 | Full | 19.30 | 17.70 | 21.58 | 24.00 | 24.00 | 3.07 | 3.07 | Pass |
| HE40 | MCS0 | 2 | 46 | 5230 | 242/62 | 17.50 | 16.40 | 20.00 | 24.00 | 24.00 | 3.07 | 3.07 | Pass |
| HE80 | MCS0 | 2 | 42 | 5210 | Full | 17.30 | 16.10 | 19.75 | 24.00 | 24.00 | 3.07 | 3.07 | Pass |
| HE80 | MCS0 | 2 | 42 | 5210 | 484/65 | 14.10 | 13.30 | 16.73 | 24.00 | 24.00 | 3.07 | 3.07 | Pass |
| HE160 | MCS0 | 2 | 50 | 5250 | Full | 13.00 | 11.90 | 15.50 | 24.00 | 24.00 | 3.07 | 3.07 | Pass |
| HE160 | MCS0 | 2 | 50 | 5250 | 996/67 | 12.00 | 10.80 | 14.45 | 24.00 | 24.00 | 3.07 | 3.07 | Pass |

TEST RESULTS DATA
Power Spectral Density

| FCC U-NII-1 MIMO | | | | | | | | | | | | | | | |
|------------------|-----------|-----------------|-----|-------------|------------|------------------|-------|--|-------|-------|-----------------------------|-------|----------|-------|------------|
| Mod. | Data Rate | N _{rx} | CH. | Freq. (MHz) | RU Config. | Duty Factor (dB) | | Average Power Density with Duty Factor (dBm/MHz) | | | Average PSD Limit (dBm/MHz) | | DG (dBi) | | Pass /Fail |
| | | | | | | Ant 6 | Ant 7 | Ant 6 | Ant 7 | SUM | Ant 6 | Ant 7 | Ant 6 | Ant 7 | |
| HE20 | MCS0 | 2 | 36 | 5180 | Full | 0.66 | 0.64 | | | 10.11 | 10.95 | 6.05 | | | Pass |
| HE20 | MCS0 | 2 | 36 | 5180 | 26/0 | 0.63 | 0.64 | | | 10.09 | 10.95 | 6.05 | | | Pass |
| HE20 | MCS0 | 2 | 36 | 5180 | 52/37 | 0.64 | 0.64 | | | 9.91 | 10.95 | 6.05 | | | Pass |
| HE20 | MCS0 | 2 | 36 | 5180 | 106/53 | 0.67 | 0.67 | | | 8.71 | 10.95 | 6.05 | | | Pass |
| HE20 | MCS0 | 2 | 44 | 5220 | Full | 0.66 | 0.64 | | | 10.86 | 10.95 | 6.05 | | | Pass |
| HE20 | MCS0 | 2 | 44 | 5220 | 26/4 | 0.63 | 0.64 | | | 10.43 | 10.95 | 6.05 | | | Pass |
| HE20 | MCS0 | 2 | 44 | 5220 | 52/38 | 0.64 | 0.64 | | | 10.51 | 10.95 | 6.05 | | | Pass |
| HE20 | MCS0 | 2 | 44 | 5220 | 106/53 | 0.67 | 0.67 | | | 10.75 | 10.95 | 6.05 | | | Pass |
| HE20 | MCS0 | 2 | 48 | 5240 | Full | 0.66 | 0.64 | | | 10.66 | 10.95 | 6.05 | | | Pass |
| HE20 | MCS0 | 2 | 48 | 5240 | 26/8 | 0.63 | 0.64 | | | 10.64 | 10.95 | 6.05 | | | Pass |
| HE20 | MCS0 | 2 | 48 | 5240 | 52/40 | 0.64 | 0.64 | | | 10.62 | 10.95 | 6.05 | | | Pass |
| HE20 | MCS0 | 2 | 48 | 5240 | 106/54 | 0.67 | 0.67 | | | 10.32 | 10.95 | 6.05 | | | Pass |
| HE40 | MCS0 | 2 | 38 | 5190 | Full | 0.66 | 0.66 | | | 4.98 | 10.95 | 6.05 | | | Pass |
| HE40 | MCS0 | 2 | 38 | 5190 | 242/61 | 0.67 | 0.65 | | | 4.49 | 10.95 | 6.05 | | | Pass |
| HE40 | MCS0 | 2 | 46 | 5230 | Full | 0.66 | 0.66 | | | 7.47 | 10.95 | 6.05 | | | Pass |
| HE40 | MCS0 | 2 | 46 | 5230 | 242/62 | 0.67 | 0.65 | | | 7.02 | 10.95 | 6.05 | | | Pass |
| HE80 | MCS0 | 2 | 42 | 5210 | Full | 0.69 | 0.65 | | | 3.15 | 10.95 | 6.05 | | | Pass |
| HE80 | MCS0 | 2 | 42 | 5210 | 484/65 | 0.68 | 0.66 | | | 0.73 | 10.95 | 6.05 | | | Pass |
| HE160 | MCS0 | 2 | 50 | 5250 | Full | 0.66 | 0.66 | | | -3.33 | 10.95 | 6.05 | | | Pass |
| HE160 | MCS0 | 2 | 50 | 5250 | 996/67 | 0.66 | 0.68 | | | -3.63 | 10.95 | 6.05 | | | Pass |

TEST RESULTS DATA
26dB and 99% OBW

| U-NII-2A MIMO | | | | | | | | | | | | | | | | |
|---------------|-----------|-----------------|-----|-------------|------------|---------------------|-------|-----------------------|-------|------------------------------------|-------|-----------------------------------|-------|--------------------------------------|-------|------|
| Mod. | Data Rate | N _{TX} | CH. | Freq. (MHz) | RU Config. | 99% Bandwidth (MHz) | | 26 dB Bandwidth (MHz) | | IC 99% Bandwidth Power Limit (dBm) | | IC 99% Bandwidth EIRP Limit (dBm) | | FCC 26dB Bandwidth Power Limit (dBm) | | Note |
| | | | | | | Ant 6 | Ant 7 | Ant 6 | Ant 7 | Ant 6 | Ant 7 | Ant 6 | Ant 7 | Ant 6 | Ant 7 | |
| HE20 | MCS0 | 2 | 52 | 5260 | Full | 18.93 | 18.93 | 21.66 | 22.14 | 23.77 | 29.77 | 23.98 | | | | |
| HE20 | MCS0 | 2 | 60 | 5300 | Full | 18.93 | 18.88 | 21.90 | 21.96 | 23.76 | 29.76 | 23.98 | | | | |
| HE20 | MCS0 | 2 | 64 | 5320 | Full | 18.83 | 18.83 | 20.88 | 21.00 | 23.75 | 29.75 | 23.98 | | | | |
| HE40 | MCS0 | 2 | 54 | 5270 | Full | 38.56 | 39.36 | 66.36 | 74.28 | 23.98 | 30.00 | 23.98 | | | | |
| HE40 | MCS0 | 2 | 62 | 5310 | Full | 37.76 | 37.76 | 41.40 | 41.76 | 23.98 | 30.00 | 23.98 | | | | |
| HE80 | MCS0 | 2 | 58 | 5290 | Full | 76.84 | 76.60 | 81.60 | 81.60 | 23.98 | 30.00 | 23.98 | | | | |

TEST RESULTS DATA
Average Power Table

| FCC U-NII-2A MIMO | | | | | | | | | | | | | | |
|-------------------|-----------|-----------------|-----|-------------|------------|-------------------------------|-------|-------|---------------------------------|-------|----------|-------|------------------------|-----------|
| Mod. | Data Rate | N _{TX} | CH. | Freq. (MHz) | RU Config. | Average Conducted Power (dBm) | | | FCC Conducted Power Limit (dBm) | | DG (dBi) | | EIRP Power Limit (dBm) | Pass/Fail |
| | | | | | | Ant 6 | Ant 7 | SUM | Ant 6 | Ant 7 | Ant 6 | Ant 7 | | |
| HE20 | MCS0 | 2 | 52 | 5260 | Full | 19.30 | 18.20 | 21.80 | 23.98 | | 3.18 | 30 | Pass | |
| HE20 | MCS0 | 2 | 52 | 5260 | 26/0 | 10.70 | 10.20 | 13.47 | 23.98 | | 3.18 | 30 | Pass | |
| HE20 | MCS0 | 2 | 52 | 5260 | 52/37 | 13.80 | 13.20 | 16.52 | 23.98 | | 3.18 | 30 | Pass | |
| HE20 | MCS0 | 2 | 52 | 5260 | 106/53 | 16.60 | 15.70 | 19.18 | 23.98 | | 3.18 | 30 | Pass | |
| HE20 | MCS0 | 2 | 60 | 5300 | Full | 19.70 | 18.40 | 22.11 | 23.98 | | 3.18 | 30 | Pass | |
| HE20 | MCS0 | 2 | 60 | 5300 | 26/4 | 12.20 | 11.40 | 14.83 | 23.98 | | 3.18 | 30 | Pass | |
| HE20 | MCS0 | 2 | 60 | 5300 | 52/38 | 14.30 | 13.80 | 17.07 | 23.98 | | 3.18 | 30 | Pass | |
| HE20 | MCS0 | 2 | 60 | 5300 | 106/53 | 17.60 | 16.50 | 20.10 | 23.98 | | 3.18 | 30 | Pass | |
| HE20 | MCS0 | 2 | 64 | 5320 | Full | 17.40 | 16.60 | 20.03 | 23.98 | | 3.18 | 30 | Pass | |
| HE20 | MCS0 | 2 | 64 | 5320 | 26/8 | 8.70 | 8.20 | 11.47 | 23.98 | | 3.18 | 30 | Pass | |
| HE20 | MCS0 | 2 | 64 | 5320 | 52/40 | 12.00 | 11.30 | 14.67 | 23.98 | | 3.18 | 30 | Pass | |
| HE20 | MCS0 | 2 | 64 | 5320 | 106/54 | 15.10 | 14.30 | 17.73 | 23.98 | | 3.18 | 30 | Pass | |
| HE40 | MCS0 | 2 | 54 | 5270 | Full | 17.90 | 16.90 | 20.44 | 23.98 | | 3.18 | 30 | Pass | |
| HE40 | MCS0 | 2 | 54 | 5270 | 242/61 | 16.00 | 14.90 | 18.50 | 23.98 | | 3.18 | 30 | Pass | |
| HE40 | MCS0 | 2 | 62 | 5310 | Full | 16.50 | 15.20 | 18.91 | 23.98 | | 3.18 | 30 | Pass | |
| HE40 | MCS0 | 2 | 62 | 5310 | 242/62 | 13.20 | 12.30 | 15.78 | 23.98 | | 3.18 | 30 | Pass | |
| HE80 | MCS0 | 2 | 58 | 5290 | Full | 15.10 | 14.40 | 17.77 | 23.98 | | 3.18 | 30 | Pass | |
| HE80 | MCS0 | 2 | 58 | 5290 | 484/66 | 12.50 | 11.90 | 15.22 | 23.98 | | 3.18 | 30 | Pass | |
| HE160 | MCS0 | 2 | 50 | 5250 | 996/S67 | 10.30 | 9.40 | 12.88 | 23.98 | | 3.18 | 30 | Pass | |

TEST RESULTS DATA
Power Spectral Density

| U-NII-2A MIMO | | | | | | | | | | | | | | | |
|---------------|-----------|-----------------|-----|-------------|------------|------------------|-------|--|-------|-------|-----------------------------|-------|----------|-------|------------|
| Mod. | Data Rate | N _{rx} | CH. | Freq. (MHz) | RU Config. | Duty Factor (dB) | | Average Power Density with Duty Factor (dBm/MHz) | | | Average PSD Limit (dBm/MHz) | | DG (dBi) | | Pass /Fail |
| | | | | | | Ant 6 | Ant 7 | Ant 6 | Ant 7 | SUM | Ant 6 | Ant 7 | Ant 6 | Ant 7 | |
| HE20 | MCS0 | 2 | 52 | 5260 | Full | 0.66 | 0.64 | - | - | 10.75 | 10.91 | 6.09 | - | Pass | |
| HE20 | MCS0 | 2 | 52 | 5260 | 26/0 | 0.63 | 0.64 | - | - | 10.58 | 10.91 | 6.09 | - | Pass | |
| HE20 | MCS0 | 2 | 52 | 5260 | 52/37 | 0.64 | 0.64 | - | - | 10.54 | 10.91 | 6.09 | - | Pass | |
| HE20 | MCS0 | 2 | 52 | 5260 | 106/53 | 0.67 | 0.67 | - | - | 10.48 | 10.91 | 6.09 | - | Pass | |
| HE20 | MCS0 | 2 | 60 | 5300 | Full | 0.66 | 0.64 | - | - | 10.29 | 10.91 | 6.09 | - | Pass | |
| HE20 | MCS0 | 2 | 60 | 5300 | 26/4 | 0.63 | 0.64 | - | - | 10.01 | 10.91 | 6.09 | - | Pass | |
| HE20 | MCS0 | 2 | 60 | 5300 | 52/38 | 0.64 | 0.64 | - | - | 10.28 | 10.91 | 6.09 | - | Pass | |
| HE20 | MCS0 | 2 | 60 | 5300 | 106/53 | 0.67 | 0.67 | - | - | 10.16 | 10.91 | 6.09 | - | Pass | |
| HE20 | MCS0 | 2 | 64 | 5320 | Full | 0.66 | 0.64 | - | - | 9.17 | 10.91 | 6.09 | - | Pass | |
| HE20 | MCS0 | 2 | 64 | 5320 | 26/8 | 0.63 | 0.64 | - | - | 8.64 | 10.91 | 6.09 | - | Pass | |
| HE20 | MCS0 | 2 | 64 | 5320 | 52/40 | 0.64 | 0.64 | - | - | 8.74 | 10.91 | 6.09 | - | Pass | |
| HE20 | MCS0 | 2 | 64 | 5320 | 106/54 | 0.67 | 0.67 | - | - | 8.76 | 10.91 | 6.09 | - | Pass | |
| HE40 | MCS0 | 2 | 54 | 5270 | Full | 0.66 | 0.66 | - | - | 6.72 | 10.91 | 6.09 | - | Pass | |
| HE40 | MCS0 | 2 | 54 | 5270 | 242/61 | 0.67 | 0.65 | - | - | 6.35 | 10.91 | 6.09 | - | Pass | |
| HE40 | MCS0 | 2 | 62 | 5310 | Full | 0.66 | 0.66 | - | - | 4.95 | 10.91 | 6.09 | - | Pass | |
| HE40 | MCS0 | 2 | 62 | 5310 | 242/62 | 0.67 | 0.65 | - | - | 2.94 | 10.91 | 6.09 | - | Pass | |
| HE80 | MCS0 | 2 | 58 | 5290 | Full | 0.69 | 0.65 | - | - | 1.15 | 10.91 | 6.09 | - | Pass | |
| HE80 | MCS0 | 2 | 58 | 5290 | 484/66 | 0.68 | 0.66 | - | - | -0.71 | 10.91 | 6.09 | - | Pass | |
| HE160 | MCS0 | 2 | 50 | 5250 | 996/S67 | 0.66 | 0.68 | - | - | -3.61 | 10.91 | 6.09 | - | Pass | |

TEST RESULTS DATA
26dB and 99% OBW

| U-NII-2C MIMO | | | | | | | | | | | | | | | | | |
|---------------|-----------|-----------------|-----|-------------|------------|---------------------------------|--------|-----------------------------------|--------|------------------------------------|-------|-----------------------------------|-------|--------------------------------------|-------|---|-------|
| Mod. | Data Rate | N _{TX} | CH. | Freq. (MHz) | RU Config. | 99% Bandwidth In U-NII 2C (MHz) | | 26 dB Bandwidth In U-NII 2C (MHz) | | IC 99% Bandwidth Power Limit (dBm) | | IC 99% Bandwidth EIRP Limit (dBm) | | FCC 26dB Bandwidth Power Limit (dBm) | | 6 dB Bandwidth for Straddle Channel (MHz) | |
| | | | | | | Ant 6 | Ant 7 | Ant 6 | Ant 7 | Ant 6 | Ant 7 | Ant 6 | Ant 7 | Ant 6 | Ant 7 | Ant 6 | Ant 7 |
| HE20 | MCS0 | 2 | 100 | 5500 | Full | 18.83 | 18.93 | 21.00 | 24.00 | 23.75 | | 29.75 | | 23.98 | | ---- | ---- |
| HE20 | MCS0 | 2 | 116 | 5580 | Full | 18.83 | 18.93 | 21.06 | 22.14 | 23.75 | | 29.75 | | 23.98 | | ---- | ---- |
| HE20 | MCS0 | 2 | 140 | 5700 | Full | 18.83 | 18.93 | 20.94 | 21.96 | 23.75 | | 29.75 | | 23.98 | | ---- | ---- |
| HE40 | MCS0 | 2 | 102 | 5510 | Full | 37.76 | 37.76 | 41.16 | 41.28 | 23.98 | | 30.00 | | 23.98 | | ---- | ---- |
| HE40 | MCS0 | 2 | 110 | 5550 | Full | 37.76 | 37.86 | 41.28 | 41.52 | 23.98 | | 30.00 | | 23.98 | | ---- | ---- |
| HE40 | MCS0 | 2 | 134 | 5670 | Full | 37.66 | 37.96 | 41.40 | 42.00 | 23.98 | | 30.00 | | 23.98 | | ---- | ---- |
| HE80 | MCS0 | 2 | 106 | 5530 | Full | 76.84 | 76.84 | 82.32 | 82.32 | 23.98 | | 30.00 | | 23.98 | | ---- | ---- |
| HE80 | MCS0 | 2 | 122 | 5610 | Full | 76.84 | 76.96 | 82.08 | 82.08 | 23.98 | | 30.00 | | 23.98 | | ---- | ---- |
| HE160 | MCS0 | 2 | 114 | 5570 | Full | 156.08 | 155.60 | 165.60 | 165.12 | 23.98 | | 30.00 | | 23.98 | | ---- | ---- |

| U-NII-2C straddle channel MIMO | | | | | | | | | | | | | | | | | |
|--------------------------------|-----------|-----------------|-----|-------------|------------|---------------------------------|-------|-----------------------------------|-------|------------------------------------|-------|-----------------------------------|-------|--------------------------------------|-------|---|-------|
| Mod. | Data Rate | N _{TX} | CH. | Freq. (MHz) | RU Config. | 99% Bandwidth In U-NII 2C (MHz) | | 26 dB Bandwidth In U-NII 2C (MHz) | | IC 99% Bandwidth Power Limit (dBm) | | IC 99% Bandwidth EIRP Limit (dBm) | | FCC 26dB Bandwidth Power Limit (dBm) | | 6 dB Bandwidth for Straddle Channel (MHz) | |
| | | | | | | Ant 6 | Ant 7 | Ant 6 | Ant 7 | Ant 6 | Ant 7 | Ant 6 | Ant 7 | Ant 6 | Ant 7 | Ant 6 | Ant 7 |
| HE20 | MCS0 | 2 | 144 | 5720 | Full | 14.39 | 14.49 | 15.38 | 19.28 | 22.58 | | 28.58 | | 22.87 | | 3.95 | 2.65 |
| HE40 | MCS0 | 2 | 142 | 5710 | Full | 33.88 | 34.08 | 35.64 | 37.08 | 23.98 | | 30.00 | | 23.98 | | 3.09 | 2.73 |
| HE80 | MCS0 | 2 | 138 | 5690 | Full | 73.48 | 73.48 | 75.80 | 78.44 | 23.98 | | 30.00 | | 23.98 | | 2.76 | 2.76 |

TEST RESULTS DATA
Average Power Table

| FCC U-NII-2C MIMO | | | | | | | | | | | | | | |
|-------------------|-----------|-----------------|-----|-------------|------------|-------------------------------|-------|-------|---------------------------------|-------|----------|-------|------------------------|-----------|
| Mod. | Data Rate | N _{TX} | CH. | Freq. (MHz) | RU Config. | Average Conducted Power (dBm) | | | FCC Conducted Power Limit (dBm) | | DG (dBi) | | EIRP Power Limit (dBm) | Pass/Fail |
| | | | | | | Ant 6 | Ant 7 | SUM | Ant 6 | Ant 7 | Ant 6 | Ant 7 | | |
| HE20 | MCS0 | 2 | 100 | 5500 | Full | 18.70 | 18.00 | 21.37 | 23.98 | | 3.48 | | 30 | Pass |
| HE20 | MCS0 | 2 | 100 | 5500 | 26/0 | 10.00 | 9.80 | 12.91 | 23.98 | | 3.48 | | 30 | Pass |
| HE20 | MCS0 | 2 | 100 | 5500 | 52/37 | 13.10 | 13.20 | 16.16 | 23.98 | | 3.48 | | 30 | Pass |
| HE20 | MCS0 | 2 | 100 | 5500 | 106/53 | 13.40 | 12.80 | 16.12 | 23.98 | | 3.48 | | 30 | Pass |
| HE20 | MCS0 | 2 | 116 | 5580 | Full | 18.60 | 18.40 | 21.51 | 23.98 | | 3.48 | | 30 | Pass |
| HE20 | MCS0 | 2 | 116 | 5580 | 26/4 | 11.30 | 11.40 | 14.36 | 23.98 | | 3.48 | | 30 | Pass |
| HE20 | MCS0 | 2 | 116 | 5580 | 52/38 | 13.30 | 13.30 | 16.31 | 23.98 | | 3.48 | | 30 | Pass |
| HE20 | MCS0 | 2 | 116 | 5580 | 106/53 | 16.30 | 16.20 | 19.26 | 23.98 | | 3.48 | | 30 | Pass |
| HE20 | MCS0 | 2 | 140 | 5700 | Full | 17.10 | 17.70 | 20.42 | 23.98 | | 3.48 | | 30 | Pass |
| HE20 | MCS0 | 2 | 140 | 5700 | 26/8 | 8.90 | 9.40 | 12.17 | 23.98 | | 3.48 | | 30 | Pass |
| HE20 | MCS0 | 2 | 140 | 5700 | 52/40 | 12.10 | 12.50 | 15.31 | 23.98 | | 3.48 | | 30 | Pass |
| HE20 | MCS0 | 2 | 140 | 5700 | 106/54 | 12.30 | 12.80 | 15.57 | 23.98 | | 3.48 | | 30 | Pass |
| HE40 | MCS0 | 2 | 102 | 5510 | Full | 17.30 | 16.40 | 19.88 | 23.98 | | 3.48 | | 30 | Pass |
| HE40 | MCS0 | 2 | 102 | 5510 | 242/61 | 13.40 | 12.90 | 16.17 | 23.98 | | 3.48 | | 30 | Pass |
| HE40 | MCS0 | 2 | 110 | 5550 | Full | 18.90 | 17.80 | 21.40 | 23.98 | | 3.48 | | 30 | Pass |
| HE40 | MCS0 | 2 | 110 | 5550 | 242/61 | 18.10 | 17.00 | 20.60 | 23.98 | | 3.48 | | 30 | Pass |
| HE40 | MCS0 | 2 | 134 | 5670 | Full | 18.10 | 18.10 | 21.11 | 23.98 | | 3.48 | | 30 | Pass |
| HE40 | MCS0 | 2 | 134 | 5670 | 242/62 | 14.30 | 14.60 | 17.46 | 23.98 | | 3.48 | | 30 | Pass |
| HE80 | MCS0 | 2 | 106 | 5530 | Full | 16.30 | 15.90 | 19.11 | 23.98 | | 3.48 | | 30 | Pass |
| HE80 | MCS0 | 2 | 106 | 5530 | 484/65 | 13.50 | 12.80 | 16.17 | 23.98 | | 3.48 | | 30 | Pass |
| HE80 | MCS0 | 2 | 122 | 5610 | Full | 17.60 | 17.50 | 20.56 | 23.98 | | 3.48 | | 30 | Pass |
| HE80 | MCS0 | 2 | 122 | 5610 | 484/66 | 14.90 | 14.80 | 17.86 | 23.98 | | 3.48 | | 30 | Pass |
| HE160 | MCS0 | 2 | 114 | 5570 | Full | 13.70 | 13.70 | 16.71 | 23.98 | | 3.48 | | 30 | Pass |
| HE160 | MCS0 | 2 | 114 | 5570 | 996/67 | 12.50 | 12.20 | 15.36 | 23.98 | | 3.48 | | 30 | Pass |
| HE160 | MCS0 | 2 | 114 | 5570 | 996/S67 | 13.60 | 13.30 | 16.46 | 23.98 | | 3.48 | | 30 | Pass |

| FCC U-NII-2C straddle channel MIMO | | | | | | | | | | | | | | |
|------------------------------------|-----------|-----------------|-----|-------------|------------|-------------------------------|-------|-------|---------------------------------|-------|----------|-------|------------------------|-----------|
| Mod. | Data Rate | N _{TX} | CH. | Freq. (MHz) | RU Config. | Average Conducted Power (dBm) | | | FCC Conducted Power Limit (dBm) | | DG (dBi) | | EIRP Power Limit (dBm) | Pass/Fail |
| | | | | | | Ant 6 | Ant 7 | SUM | Ant 6 | Ant 7 | Ant 6 | Ant 7 | | |
| HE20 | MCS0 | 2 | 144 | 5720 | Full | 18.60 | 19.10 | 21.87 | 22.87 | | 3.48 | | 30 | Pass |
| HE20 | MCS0 | 2 | 144 | 5720 | 26/8 | 9.90 | 10.40 | 13.17 | 22.87 | | 3.48 | | 30 | Pass |
| HE20 | MCS0 | 2 | 144 | 5720 | 52/40 | 13.10 | 13.60 | 16.37 | 22.87 | | 3.48 | | 30 | Pass |
| HE20 | MCS0 | 2 | 144 | 5720 | 106/54 | 16.10 | 16.50 | 19.31 | 22.87 | | 3.48 | | 30 | Pass |
| HE40 | MCS0 | 2 | 142 | 5710 | Full | 18.70 | 19.00 | 21.86 | 23.98 | | 3.48 | | 30 | Pass |
| HE40 | MCS0 | 2 | 142 | 5710 | 242/62 | 17.70 | 17.70 | 20.71 | 23.98 | | 3.48 | | 30 | Pass |
| HE80 | MCS0 | 2 | 138 | 5690 | Full | 18.80 | 18.90 | 21.86 | 23.98 | | 3.48 | | 30 | Pass |
| HE80 | MCS0 | 2 | 138 | 5690 | 484/66 | 18.00 | 17.70 | 20.86 | 23.98 | | 3.48 | | 30 | Pass |

TEST RESULTS DATA
Power Spectral Density

| U-NII-2C MIMO | | | | | | | | | | | | | | | |
|---------------|-----------|-----------------|-----|-------------|------------|------------------|-------|--|-------|-------|-----------------------------|-------|----------|-------|------------|
| Mod. | Data Rate | N _{rx} | CH. | Freq. (MHz) | RU Config. | Duty Factor (dB) | | Average Power Density with Duty Factor (dBm/MHz) | | | Average PSD Limit (dBm/MHz) | | DG (dBi) | | Pass /Fail |
| | | | | | | Ant 6 | Ant 7 | Ant 6 | Ant 7 | SUM | Ant 6 | Ant 7 | Ant 6 | Ant 7 | |
| HE20 | MCS0 | 2 | 100 | 5500 | Full | 0.66 | 0.64 | | | 10.17 | 10.54 | 6.46 | | Pass | |
| HE20 | MCS0 | 2 | 100 | 5500 | 26/0 | 0.63 | 0.64 | | | 9.91 | 10.54 | 6.46 | | Pass | |
| HE20 | MCS0 | 2 | 100 | 5500 | 52/37 | 0.64 | 0.64 | | | 10.01 | 10.54 | 6.46 | | Pass | |
| HE20 | MCS0 | 2 | 100 | 5500 | 106/53 | 0.67 | 0.67 | | | 6.63 | 10.54 | 6.46 | | Pass | |
| HE20 | MCS0 | 2 | 116 | 5580 | Full | 0.66 | 0.64 | | | 9.84 | 10.54 | 6.46 | | Pass | |
| HE20 | MCS0 | 2 | 116 | 5580 | 26/4 | 0.63 | 0.64 | | | 9.68 | 10.54 | 6.46 | | Pass | |
| HE20 | MCS0 | 2 | 116 | 5580 | 52/38 | 0.64 | 0.64 | | | 9.83 | 10.54 | 6.46 | | Pass | |
| HE20 | MCS0 | 2 | 116 | 5580 | 106/53 | 0.67 | 0.67 | | | 9.52 | 10.54 | 6.46 | | Pass | |
| HE20 | MCS0 | 2 | 140 | 5700 | Full | 0.66 | 0.64 | | | 9.23 | 10.54 | 6.46 | | Pass | |
| HE20 | MCS0 | 2 | 140 | 5700 | 26/8 | 0.63 | 0.64 | | | 8.79 | 10.54 | 6.46 | | Pass | |
| HE20 | MCS0 | 2 | 140 | 5700 | 52/40 | 0.64 | 0.64 | | | 8.91 | 10.54 | 6.46 | | Pass | |
| HE20 | MCS0 | 2 | 140 | 5700 | 106/54 | 0.67 | 0.67 | | | 6.47 | 10.54 | 6.46 | | Pass | |
| HE40 | MCS0 | 2 | 102 | 5510 | Full | 0.66 | 0.66 | - | | 6.29 | 10.54 | 6.46 | - | Pass | |
| HE40 | MCS0 | 2 | 102 | 5510 | 242/61 | 0.67 | 0.65 | | | 3.16 | 10.54 | 6.46 | | Pass | |
| HE40 | MCS0 | 2 | 110 | 5550 | Full | 0.66 | 0.66 | | | 7.68 | 10.54 | 6.46 | | Pass | |
| HE40 | MCS0 | 2 | 110 | 5550 | 242/61 | 0.67 | 0.65 | | | 7.59 | 10.54 | 6.46 | | Pass | |
| HE40 | MCS0 | 2 | 134 | 5670 | Full | 0.66 | 0.66 | | | 6.86 | 10.54 | 6.46 | | Pass | |
| HE40 | MCS0 | 2 | 134 | 5670 | 242/62 | 0.67 | 0.65 | | | 4.25 | 10.54 | 6.46 | | Pass | |
| HE80 | MCS0 | 2 | 106 | 5530 | Full | 0.69 | 0.65 | | | 3.18 | 10.54 | 6.46 | | Pass | |
| HE80 | MCS0 | 2 | 106 | 5530 | 484/65 | 0.68 | 0.66 | | | 0.43 | 10.54 | 6.46 | | Pass | |
| HE80 | MCS0 | 2 | 122 | 5610 | Full | 0.69 | 0.65 | | | 4.35 | 10.54 | 6.46 | | Pass | |
| HE80 | MCS0 | 2 | 122 | 5610 | 484/66 | 0.68 | 0.66 | | | 1.73 | 10.54 | 6.46 | | Pass | |
| HE160 | MCS0 | 2 | 114 | 5570 | Full | 0.66 | 0.66 | | | -2.49 | 10.54 | 6.46 | | Pass | |
| HE160 | MCS0 | 2 | 114 | 5570 | 996/67 | 0.66 | 0.68 | | | -3.43 | 10.54 | 6.46 | | Pass | |
| HE160 | MCS0 | 2 | 114 | 5570 | 996/S67 | 0.66 | 0.68 | | | -2.66 | 10.54 | 6.46 | | Pass | |

| U-NII-2C straddle channel MIMO | | | | | | | | | | | | | | | |
|--------------------------------|-----------|-----------------|-----|-------------|------------|------------------|-------|---------------------------------|-------|------|-----------------------------|-------|----------|-------|------------|
| Mod. | Data Rate | N _{rx} | CH. | Freq. (MHz) | RU Config. | Duty Factor (dB) | | Average Power Density (dBm/MHz) | | | Average PSD Limit (dBm/MHz) | | DG (dBi) | | Pass /Fail |
| | | | | | | Ant 6 | Ant 7 | Ant 6 | Ant 7 | SUM | Ant 6 | Ant 7 | Ant 6 | Ant 7 | |
| HE20 | MCS0 | 2 | 144 | 5720 | Full | 0.66 | 0.64 | | | 9.83 | 10.54 | 6.46 | | Pass | |
| HE20 | MCS0 | 2 | 144 | 5720 | 26/8 | 0.63 | 0.64 | | | 9.51 | 10.54 | 6.46 | | Pass | |
| HE20 | MCS0 | 2 | 144 | 5720 | 52/40 | 0.64 | 0.64 | | | 9.32 | 10.54 | 6.46 | | Pass | |
| HE20 | MCS0 | 2 | 144 | 5720 | 106/54 | 0.67 | 0.67 | | | 9.50 | 10.54 | 6.46 | | Pass | |
| HE40 | MCS0 | 2 | 142 | 5710 | Full | 0.66 | 0.66 | | | 7.62 | 10.54 | 6.46 | | Pass | |
| HE40 | MCS0 | 2 | 142 | 5710 | 242/62 | 0.67 | 0.65 | | | 7.26 | 10.54 | 6.46 | | Pass | |
| HE80 | MCS0 | 2 | 138 | 5690 | Full | 0.69 | 0.65 | | | 5.60 | 10.54 | 6.46 | | Pass | |
| HE80 | MCS0 | 2 | 138 | 5690 | 484/66 | 0.68 | 0.66 | | | 5.16 | 10.54 | 6.46 | | Pass | |



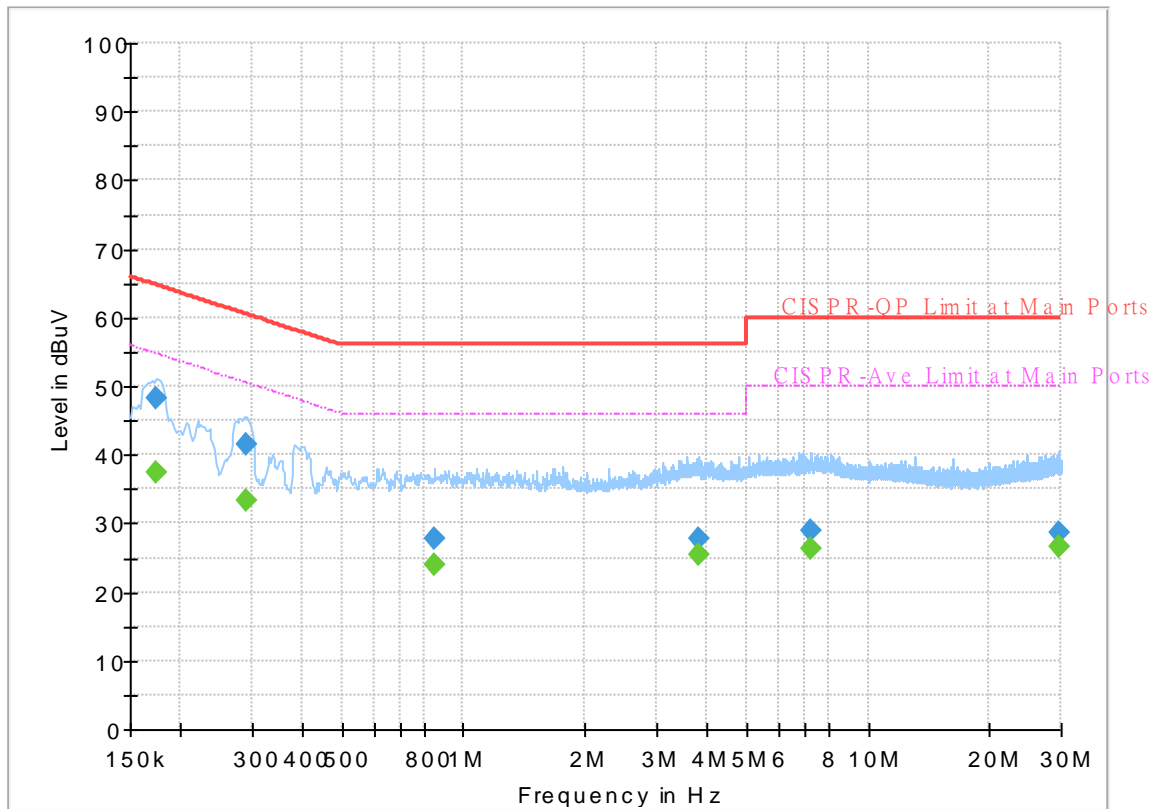
Appendix B. AC Conducted Emission Test Results

| | | | |
|-----------------|------------|---------------------|---------|
| Test Engineer : | LI YAN-XUN | Temperature : | 23~26°C |
| | | Relative Humidity : | 45~55% |

EUT Information

Report NO : 362117
 Test Mode : Mode 1
 Test Voltage : 120Vac/60Hz
 Phase : Line

Full Spectrum



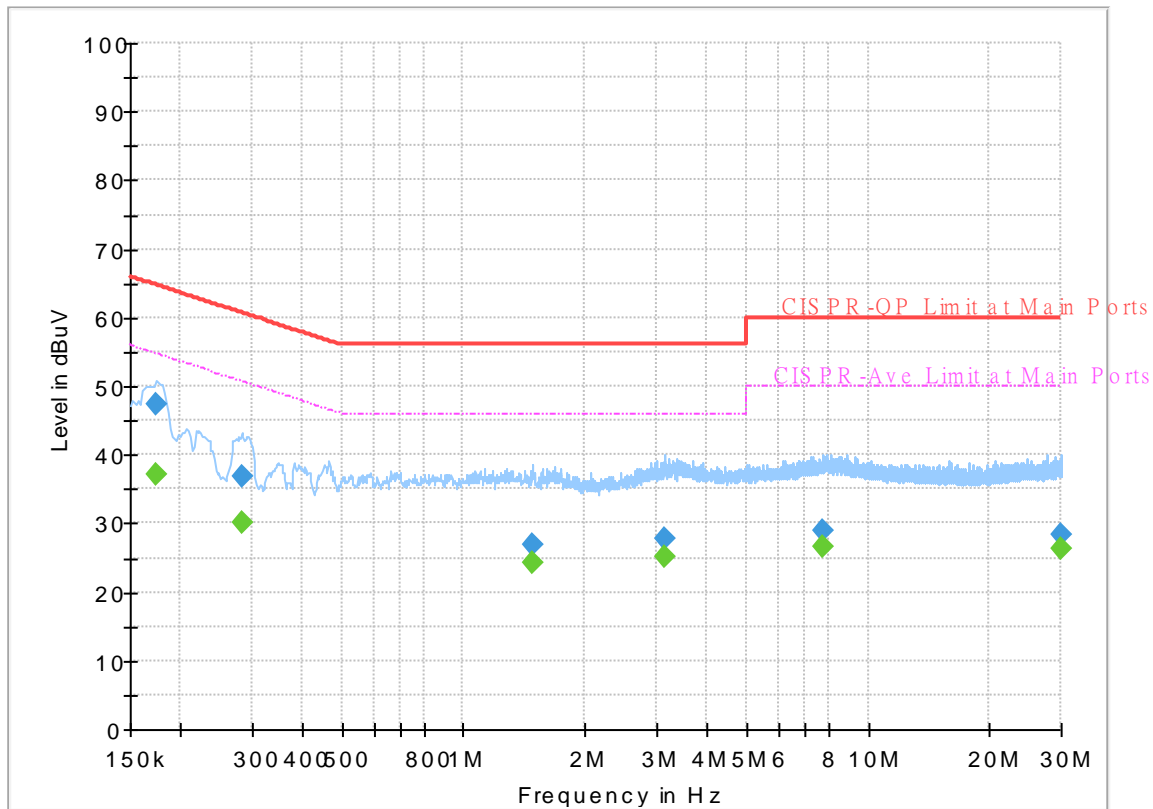
Final_Result

| Frequency (MHz) | QuasiPeak (dBuV) | CAverage (dBuV) | Limit (dBuV) | Margin (dB) | Line | Filter | Corr. (dB) |
|-----------------|------------------|-----------------|--------------|-------------|------|--------|------------|
| 0.174750 | --- | 37.48 | 54.73 | 17.25 | L1 | OFF | 19.8 |
| 0.174750 | 48.27 | --- | 64.73 | 16.46 | L1 | OFF | 19.8 |
| 0.291750 | --- | 33.28 | 50.47 | 17.19 | L1 | OFF | 19.9 |
| 0.291750 | 41.59 | --- | 60.47 | 18.88 | L1 | OFF | 19.9 |
| 0.847500 | --- | 24.08 | 46.00 | 21.92 | L1 | OFF | 19.9 |
| 0.847500 | 27.87 | --- | 56.00 | 28.13 | L1 | OFF | 19.9 |
| 3.813000 | --- | 25.51 | 46.00 | 20.49 | L1 | OFF | 20.0 |
| 3.813000 | 27.84 | --- | 56.00 | 28.16 | L1 | OFF | 20.0 |
| 7.233000 | --- | 26.45 | 50.00 | 23.55 | L1 | OFF | 20.1 |
| 7.233000 | 29.02 | --- | 60.00 | 30.98 | L1 | OFF | 20.1 |
| 29.492250 | --- | 26.66 | 50.00 | 23.34 | L1 | OFF | 20.6 |
| 29.492250 | 28.74 | --- | 60.00 | 31.26 | L1 | OFF | 20.6 |

EUT Information

Report NO : 362117
 Test Mode : Mode 1
 Test Voltage : 120Vac/60Hz
 Phase : Neutral

Full Spectrum



Final Result

| Frequency (MHz) | QuasiPeak (dBuV) | CAverage (dBuV) | Limit (dBuV) | Margin (dB) | Line | Filter | Corr. (dB) |
|-----------------|------------------|-----------------|--------------|-------------|------|--------|------------|
| 0.174750 | --- | 37.21 | 54.73 | 17.52 | N | OFF | 19.8 |
| 0.174750 | 47.51 | --- | 64.73 | 17.22 | N | OFF | 19.8 |
| 0.285000 | --- | 29.98 | 50.67 | 20.69 | N | OFF | 19.9 |
| 0.285000 | 36.78 | --- | 60.67 | 23.89 | N | OFF | 19.9 |
| 1.482000 | --- | 24.13 | 46.00 | 21.87 | N | OFF | 19.9 |
| 1.482000 | 26.96 | --- | 56.00 | 29.04 | N | OFF | 19.9 |
| 3.147000 | --- | 25.01 | 46.00 | 20.99 | N | OFF | 19.9 |
| 3.147000 | 27.63 | --- | 56.00 | 28.37 | N | OFF | 19.9 |
| 7.757250 | --- | 26.47 | 50.00 | 23.53 | N | OFF | 20.1 |
| 7.757250 | 28.94 | --- | 60.00 | 31.06 | N | OFF | 20.1 |
| 29.967000 | --- | 26.39 | 50.00 | 23.61 | N | OFF | 20.8 |
| 29.967000 | 28.22 | --- | 60.00 | 31.78 | N | OFF | 20.8 |



Appendix C. Radiated Spurious Emission

| | | | |
|-----------------|---|---------------------|---------|
| Test Engineer : | Bigshow Wang, Quentin Liu and Danel Lee | Temperature : | 21~26°C |
| | | Relative Humidity : | 45~60% |

Band 1 - 5150~5250MHz
WIFI 802.11a (Band Edge @ 3m)

| WIFI Ant. | Note | Frequency (MHz) | Level (dBμV/m) | Margin (dB) | Limit Line (dBμV/m) | Read Level (dBμV) | Antenna Factor (dB/m) | Path Loss (dB) | Preamp Factor (dB) | Ant Pos (cm) | Table Pos (deg) | Peak Avg. (P/A) | Pol. (H/V) | |
|-----------------------------|------|-------------------|------------------|---------------|-----------------------|---------------------|-------------------------|------------------|----------------------|----------------|-------------------|-------------------|--------------|---|
| 802.11a CH 36 5180MHz | | 5149.6 | 51.87 | -22.13 | 74 | 47.07 | 33.1 | 8.32 | 36.62 | 105 | 61 | P | H | |
| | | 5149.6 | 45.04 | -8.96 | 54 | 40.24 | 33.1 | 8.32 | 36.62 | 105 | 61 | A | H | |
| | * | 5180 | 108.91 | - | - | 104.02 | 33.16 | 8.35 | 36.62 | 105 | 61 | P | H | |
| | * | 5180 | 102.97 | - | - | 98.08 | 33.16 | 8.35 | 36.62 | 105 | 61 | A | H | |
| | | | | | | | | | | | | | H | |
| | | | | | | | | | | | | | | H |
| | | | 5148.6 | 54.47 | -19.53 | 74 | 49.67 | 33.1 | 8.32 | 36.62 | 136 | 98 | P | V |
| | | | 5150 | 48.19 | -5.81 | 54 | 43.39 | 33.1 | 8.32 | 36.62 | 136 | 98 | A | V |
| | * | | 5180 | 113.48 | - | - | 108.59 | 33.16 | 8.35 | 36.62 | 136 | 98 | P | V |
| | * | | 5180 | 106.78 | - | - | 101.89 | 33.16 | 8.35 | 36.62 | 136 | 98 | A | V |
| | | | | | | | | | | | | | | V |
| | | | | | | | | | | | | | | V |
| 802.11a CH 44 5220MHz | | 5144.9 | 53.13 | -20.87 | 74 | 48.33 | 33.1 | 8.32 | 36.62 | 122 | 73 | P | H | |
| | | 5148.58 | 45.26 | -8.74 | 54 | 40.46 | 33.1 | 8.32 | 36.62 | 122 | 73 | A | H | |
| | * | 5220 | 112.53 | - | - | 107.6 | 33.16 | 8.38 | 36.61 | 122 | 73 | P | H | |
| | * | 5220 | 105.32 | - | - | 100.39 | 33.16 | 8.38 | 36.61 | 122 | 73 | A | H | |
| | | | 5428.54 | 45.99 | -28.01 | 74 | 41.1 | 33 | 8.48 | 36.59 | 122 | 73 | P | H |
| | | | 5350.8 | 43.13 | -10.87 | 54 | 38.3 | 33 | 8.43 | 36.6 | 122 | 73 | A | H |
| | | | 5144.9 | 54.99 | -19.01 | 74 | 50.19 | 33.1 | 8.32 | 36.62 | 145 | 114 | P | V |
| | | | 5149.73 | 47.41 | -6.59 | 54 | 42.61 | 33.1 | 8.32 | 36.62 | 145 | 114 | A | V |
| | * | | 5220 | 114.77 | - | - | 109.84 | 33.16 | 8.38 | 36.61 | 145 | 114 | P | V |
| | * | | 5220 | 108.48 | - | - | 103.55 | 33.16 | 8.38 | 36.61 | 145 | 114 | A | V |
| | | | 5458.7 | 45.5 | -28.5 | 74 | 40.57 | 33 | 8.51 | 36.58 | 145 | 114 | P | V |
| | | | 5351.06 | 38.84 | -15.16 | 54 | 34.01 | 33 | 8.43 | 36.6 | 145 | 114 | A | V |



| | | | | | | | | | | | | | |
|--------------------------------------|---|---------|--------|--------|----|--------|-------|------|-------|-----|-----|---|---|
| 802.11a CH 48 5240MHz | | 5142.75 | 58.04 | -15.96 | 74 | 53.24 | 33.1 | 8.32 | 36.62 | 100 | 19 | P | H |
| | | 5150 | 49.2 | -4.8 | 54 | 44.4 | 33.1 | 8.32 | 36.62 | 100 | 19 | A | H |
| | * | 5240 | 110.81 | - | - | 105.91 | 33.12 | 8.39 | 36.61 | 100 | 19 | P | H |
| | * | 5240 | 104.78 | - | - | 99.88 | 33.12 | 8.39 | 36.61 | 100 | 19 | A | H |
| | | 5355.12 | 50.71 | -23.29 | 74 | 45.88 | 33 | 8.43 | 36.6 | 100 | 19 | P | H |
| | | 5351.52 | 41.88 | -12.12 | 54 | 37.05 | 33 | 8.43 | 36.6 | 100 | 19 | A | H |
| | | 5149.75 | 59.56 | -14.44 | 74 | 54.76 | 33.1 | 8.32 | 36.62 | 112 | 109 | P | V |
| | | 5149.75 | 51.79 | -2.21 | 54 | 46.99 | 33.1 | 8.32 | 36.62 | 112 | 109 | A | V |
| | * | 5240 | 114.18 | - | - | 109.28 | 33.12 | 8.39 | 36.61 | 112 | 109 | P | V |
| | * | 5240 | 108.94 | - | - | 104.04 | 33.12 | 8.39 | 36.61 | 112 | 109 | A | V |
| | | 5360.64 | 59.25 | -14.75 | 74 | 54.42 | 33 | 8.43 | 36.6 | 112 | 109 | P | V |
| | | 5350.8 | 51.33 | -2.67 | 54 | 46.5 | 33 | 8.43 | 36.6 | 112 | 109 | A | V |
| Remark | 1. No other spurious found. 2. All results are PASS against Peak and Average limit line. | | | | | | | | | | | | |



Band 1 5150~5250MHz
WIFI 802.11a (Harmonic @ 3m)

| WIFI Ant. 6+7 | Note | Frequency (MHz) | Level (dBμV/m) | Margin (dB) | Limit Line (dBμV/m) | Read Level (dBμV) | Antenna Factor (dB/m) | Path Loss (dB) | Preamp Factor (dB) | Ant Pos (cm) | Table Pos (deg) | Peak Avg. (P/A) | Pol. (H/V) | |
|-----------------------------|------|-------------------|------------------|---------------|-----------------------|-------------------|-------------------------|------------------|----------------------|----------------|-------------------|-----------------|------------|---|
| 802.11a CH 36 5180MHz | | 10360 | 49.23 | -18.97 | 68.2 | 55.81 | 38.8 | 12.48 | 57.86 | - | - | P | H | |
| | | 15540 | 52.98 | -21.02 | 74 | 56.02 | 38.46 | 15.82 | 57.32 | 100 | 10 | P | H | |
| | | 15540 | 45.28 | -8.72 | 54 | 48.32 | 38.46 | 15.82 | 57.32 | 100 | 10 | A | H | |
| | | | | | | | | | | | | | H | |
| | | | | | | | | | | | | | H | |
| | | | | | | | | | | | | | H | |
| | | | | | | | | | | | | | H | |
| | | | | | | | | | | | | | H | |
| | | | | | | | | | | | | | H | |
| | | | | | | | | | | | | | H | |
| | | | | | | | | | | | | | H | |
| | | | 10360 | 48.39 | -19.81 | 68.2 | 54.97 | 38.8 | 12.48 | 57.86 | - | - | P | V |
| | | | 15540 | 51.19 | -22.81 | 74 | 54.23 | 38.46 | 15.82 | 57.32 | 100 | 304 | P | V |
| | | | 15540 | 43.39 | -10.61 | 54 | 46.43 | 38.46 | 15.82 | 57.32 | 100 | 304 | A | V |
| | | | | | | | | | | | | | | V |
| | | | | | | | | | | | | | | V |
| | | | | | | | | | | | | | | V |
| | | | | | | | | | | | | | | V |
| | | | | | | | | | | | | | V | |
| | | | | | | | | | | | | | V | |



| WIFI Ant. 6+7 | Note | Frequency (MHz) | Level (dBµV/m) | Margin (dB) | Limit Line (dBµV/m) | Read Level (dBµV) | Antenna Factor (dB/m) | Path Loss (dB) | Preamp Factor (dB) | Ant Pos (cm) | Table Pos (deg) | Peak Avg. (P/A) | Pol. (H/V) |
|-----------------------------|------|-------------------|------------------|---------------|-----------------------|-------------------|-------------------------|------------------|----------------------|----------------|-------------------|-----------------|------------|
| 802.11a CH 44 5220MHz | | 10440 | 51.94 | -16.26 | 68.2 | 58.35 | 38.88 | 12.53 | 57.82 | - | - | P | H |
| | | 15660 | 51.11 | -22.89 | 74 | 54.3 | 38.26 | 15.91 | 57.36 | 314 | 327 | P | H |
| | | 15660 | 44.48 | -9.52 | 54 | 47.67 | 38.26 | 15.91 | 57.36 | 314 | 327 | A | H |
| | | | | | | | | | | | | | H |
| | | | | | | | | | | | | | H |
| | | | | | | | | | | | | | H |
| | | | | | | | | | | | | | H |
| | | | | | | | | | | | | | H |
| | | | | | | | | | | | | | H |
| | | | | | | | | | | | | | H |
| | | | | | | | | | | | | | H |
| | | | | | | | | | | | | | H |
| | | | | | | | | | | | | | H |
| | | | | | | | | | | | | | H |
| | | | | | | | | | | | | | H |
| | | | | | | | | | | | | | H |
| | | | | | | | | | | | | | H |
| | | | | | | | | | | | | | H |
| | | | | | | | | | | | | | H |
| | | | 10440 | 49.49 | -18.71 | 68.2 | 55.9 | 38.88 | 12.53 | 57.82 | - | - | P |
| | | 15660 | 50.58 | -23.42 | 74 | 53.77 | 38.26 | 15.91 | 57.36 | 100 | 308 | P | V |
| | | 15660 | 43.85 | -10.15 | 54 | 47.04 | 38.26 | 15.91 | 57.36 | 100 | 308 | A | V |
| | | | | | | | | | | | | | V |
| | | | | | | | | | | | | | V |
| | | | | | | | | | | | | | V |
| | | | | | | | | | | | | | V |
| | | | | | | | | | | | | | V |
| | | | | | | | | | | | | | V |
| | | | | | | | | | | | | | V |
| | | | | | | | | | | | | | V |
| | | | | | | | | | | | | | V |
| | | | | | | | | | | | | | V |
| | | | | | | | | | | | | | V |



| WIFI Ant. 6+7 | Note | Frequency (MHz) | Level (dBμV/m) | Margin (dB) | Limit Line (dBμV/m) | Read Level (dBμV) | Antenna Factor (dB/m) | Path Loss (dB) | Preamp Factor (dB) | Ant Pos (cm) | Table Pos (deg) | Peak Avg. (P/A) | Pol. (H/V) | |
|-----------------------------|---|-------------------|------------------|---------------|-----------------------|-------------------|-------------------------|------------------|----------------------|----------------|-------------------|-----------------|------------|---|
| 802.11a CH 48 5240MHz | | 10480 | 52.03 | -16.17 | 68.2 | 58.39 | 38.9 | 12.55 | 57.81 | - | - | P | H | |
| | | 15720 | 54.56 | -19.44 | 74 | 57.49 | 38.5 | 15.96 | 57.39 | 400 | 350 | P | H | |
| | | 15720 | 46.07 | -7.93 | 54 | 49 | 38.5 | 15.96 | 57.39 | 400 | 350 | A | H | |
| | | | | | | | | | | | | | H | |
| | | | | | | | | | | | | | H | |
| | | | | | | | | | | | | | H | |
| | | | | | | | | | | | | | H | |
| | | | | | | | | | | | | | H | |
| | | | | | | | | | | | | | H | |
| | | | | | | | | | | | | | H | |
| | | | | | | | | | | | | | H | |
| | | | 10480 | 51.81 | -16.39 | 68.2 | 58.17 | 38.9 | 12.55 | 57.81 | - | - | P | V |
| | | | 15720 | 52.07 | -21.93 | 74 | 55 | 38.5 | 15.96 | 57.39 | 100 | 303 | P | V |
| | | | 15720 | 45.55 | -8.45 | 54 | 48.48 | 38.5 | 15.96 | 57.39 | 100 | 303 | A | V |
| | | | | | | | | | | | | | | V |
| | | | | | | | | | | | | | | V |
| | | | | | | | | | | | | | | V |
| | | | | | | | | | | | | | | V |
| | | | | | | | | | | | | | | V |
| | | | | | | | | | | | | | | V |
| | | | | | | | | | | | | | V | |
| Remark | <ol style="list-style-type: none"> No other spurious found. All results are PASS against Peak and Average limit line. The emission position marked as "-" means no suspected emission found with sufficient margin against limit line or noise floor only. | | | | | | | | | | | | | |



Band 1 5150~5250MHz
WIFI 802.11ax HE20 Full (Band Edge @ 3m)

| WIFI Ant. 6+7 | Note | Frequency (MHz) | Level (dBμV/m) | Margin (dB) | Limit Line (dBμV/m) | Read Level (dBμV) | Antenna Factor (dB/m) | Path Loss (dB) | Preamp Factor (dB) | Ant Pos (cm) | Table Pos (deg) | Peak Avg. (P/A) | Pol. (H/V) | |
|----------------------------------|------|-------------------|------------------|---------------|-----------------------|-------------------|-------------------------|------------------|----------------------|----------------|-------------------|-----------------|------------|---|
| 802.11ax HE20 Full CH 36 5180MHz | | 5148.4 | 57.31 | -16.69 | 74 | 52.51 | 33.1 | 8.32 | 36.62 | 100 | 74 | P | H | |
| | | 5149.6 | 48.64 | -5.36 | 54 | 43.84 | 33.1 | 8.32 | 36.62 | 100 | 74 | A | H | |
| | * | 5180 | 111.72 | - | - | 106.83 | 33.16 | 8.35 | 36.62 | 100 | 74 | P | H | |
| | * | 5180 | 104.07 | - | - | 99.18 | 33.16 | 8.35 | 36.62 | 100 | 74 | A | H | |
| | | | | | | | | | | | | | H | |
| | | | | | | | | | | | | | | H |
| | | | 5148 | 60.84 | -13.16 | 74 | 56.04 | 33.1 | 8.32 | 36.62 | 150 | 99 | P | V |
| | | | 5148 | 50.85 | -3.15 | 54 | 46.05 | 33.1 | 8.32 | 36.62 | 150 | 99 | A | V |
| | | * | 5180 | 113.01 | - | - | 108.12 | 33.16 | 8.35 | 36.62 | 150 | 99 | P | V |
| | | * | 5180 | 106.83 | - | - | 101.94 | 33.16 | 8.35 | 36.62 | 150 | 99 | A | V |
| | | | | | | | | | | | | | V | |
| | | | | | | | | | | | | | V | |
| 802.11ax HE20 Full CH 44 5220MHz | | 5149.96 | 61.95 | -12.05 | 74 | 57.15 | 33.1 | 8.32 | 36.62 | 100 | 64 | P | H | |
| | | 5148.81 | 48.17 | -5.83 | 54 | 43.37 | 33.1 | 8.32 | 36.62 | 100 | 64 | A | H | |
| | * | 5220 | 112.5 | - | - | 107.57 | 33.16 | 8.38 | 36.61 | 100 | 64 | P | H | |
| | * | 5220 | 106.24 | - | - | 101.31 | 33.16 | 8.38 | 36.61 | 100 | 64 | A | H | |
| | | | 5351.58 | 46.49 | -27.51 | 74 | 41.66 | 33 | 8.43 | 36.6 | 100 | 64 | P | H |
| | | | 5350.02 | 38.55 | -15.45 | 54 | 33.72 | 33 | 8.43 | 36.6 | 100 | 64 | A | H |
| | | | 5145.36 | 59.31 | -14.69 | 74 | 54.51 | 33.1 | 8.32 | 36.62 | 149 | 101 | P | V |
| | | | 5149.96 | 51.95 | -2.05 | 54 | 47.15 | 33.1 | 8.32 | 36.62 | 149 | 101 | A | V |
| | | * | 5220 | 114.7 | - | - | 109.77 | 33.16 | 8.38 | 36.61 | 149 | 101 | P | V |
| | | * | 5220 | 108.81 | - | - | 103.88 | 33.16 | 8.38 | 36.61 | 149 | 101 | A | V |
| | | 5360.68 | 46.49 | -27.51 | 74 | 41.66 | 33 | 8.43 | 36.6 | 149 | 101 | P | V | |
| | | 5351.06 | 39.27 | -14.73 | 54 | 34.44 | 33 | 8.43 | 36.6 | 149 | 101 | A | V | |



| | | | | | | | | | | | | | |
|---|---|---------|--------|--------|----|--------|-------|------|-------|-----|-----|---|---|
| 802.11ax HE20 Full CH 48 5240MHz | | 5148 | 52.62 | -21.38 | 74 | 47.82 | 33.1 | 8.32 | 36.62 | 100 | 54 | P | H |
| | | 5150 | 44.86 | -9.14 | 54 | 40.06 | 33.1 | 8.32 | 36.62 | 100 | 54 | A | H |
| | * | 5240 | 111.94 | - | - | 107.04 | 33.12 | 8.39 | 36.61 | 100 | 54 | P | H |
| | * | 5240 | 105.27 | - | - | 100.37 | 33.12 | 8.39 | 36.61 | 100 | 54 | A | H |
| | | 5351.52 | 48.52 | -25.48 | 74 | 43.69 | 33 | 8.43 | 36.6 | 100 | 54 | P | H |
| | | 5350.56 | 40.65 | -13.35 | 54 | 35.82 | 33 | 8.43 | 36.6 | 100 | 54 | A | H |
| | | 5149.25 | 57.99 | -16.01 | 74 | 53.19 | 33.1 | 8.32 | 36.62 | 153 | 100 | P | V |
| | | 5150 | 48.64 | -5.36 | 54 | 43.84 | 33.1 | 8.32 | 36.62 | 153 | 100 | A | V |
| | * | 5240 | 114.52 | - | - | 109.62 | 33.12 | 8.39 | 36.61 | 153 | 100 | P | V |
| | * | 5240 | 109 | - | - | 104.1 | 33.12 | 8.39 | 36.61 | 153 | 100 | A | V |
| | | 5356.8 | 54.1 | -19.9 | 74 | 49.27 | 33 | 8.43 | 36.6 | 153 | 100 | P | V |
| | | 5358 | 44.09 | -9.91 | 54 | 39.26 | 33 | 8.43 | 36.6 | 153 | 100 | A | V |
| Remark | 1. No other spurious found. 2. All results are PASS against Peak and Average limit line. | | | | | | | | | | | | |



Band 1 5150~5250MHz

WIFI 802.11ax HE20 Full (Harmonic @ 3m)

| WIFI Ant. 6+7 | Note | Frequency (MHz) | Level (dBμV/m) | Margin (dB) | Limit Line (dBμV/m) | Read Level (dBμV) | Antenna Factor (dB/m) | Path Loss (dB) | Preamp Factor (dB) | Ant Pos (cm) | Table Pos (deg) | Peak Avg. (P/A) | Pol. (H/V) |
|---|------|-------------------|------------------|---------------|-----------------------|-------------------|-------------------------|------------------|----------------------|----------------|-------------------|-----------------|------------|
| 802.11ax HE20 Full CH 36 5180MHz | | 10360 | 49.79 | -18.41 | 68.2 | 56.37 | 38.8 | 12.48 | 57.86 | - | - | P | H |
| | | 15540 | 51.66 | -22.34 | 74 | 54.7 | 38.46 | 15.82 | 57.32 | 386 | 304 | P | H |
| | | 15540 | 45.33 | -8.67 | 54 | 48.37 | 38.46 | 15.82 | 57.32 | 386 | 304 | A | H |
| | | | | | | | | | | | | | H |
| | | | | | | | | | | | | | H |
| | | | | | | | | | | | | | H |
| | | | | | | | | | | | | | H |
| | | | | | | | | | | | | | H |
| | | | | | | | | | | | | | H |
| | | | | | | | | | | | | | H |
| | | | | | | | | | | | | | H |
| | | | | | | | | | | | | | H |
| | | | | | | | | | | | | | H |
| | | | | | | | | | | | | | H |
| | | | | | | | | | | | | | H |
| | | | | | | | | | | | | | H |
| | | | | | | | | | | | | | H |
| | | | 10360 | 48.23 | -19.97 | 68.2 | 54.81 | 38.8 | 12.48 | 57.86 | - | - | P |
| | | 15540 | 51.34 | -22.66 | 74 | 54.38 | 38.46 | 15.82 | 57.32 | 100 | 301 | P | V |
| | | 15540 | 45.04 | -8.96 | 54 | 48.08 | 38.46 | 15.82 | 57.32 | 100 | 301 | A | V |
| | | | | | | | | | | | | | V |
| | | | | | | | | | | | | | V |
| | | | | | | | | | | | | | V |
| | | | | | | | | | | | | | V |
| | | | | | | | | | | | | | V |
| | | | | | | | | | | | | | V |
| | | | | | | | | | | | | | V |
| | | | | | | | | | | | | | V |
| | | | | | | | | | | | | | V |
| | | | | | | | | | | | | | V |



| WIFI Ant. 6+7 | Note | Frequency (MHz) | Level (dBμV/m) | Margin (dB) | Limit Line (dBμV/m) | Read Level (dBμV) | Antenna Factor (dB/m) | Path Loss (dB) | Preamp Factor (dB) | Ant Pos (cm) | Table Pos (deg) | Peak Avg. (P/A) | Pol. (H/V) |
|----------------------------------|------|-------------------|------------------|---------------|-----------------------|-------------------|-------------------------|------------------|----------------------|----------------|-------------------|-----------------|------------|
| 802.11ax HE20 Full CH 44 5220MHz | | 10440 | 53.28 | -14.92 | 68.2 | 59.69 | 38.88 | 12.53 | 57.82 | 200 | 21 | P | H |
| | | 15660 | 52.1 | -21.9 | 74 | 55.29 | 38.26 | 15.91 | 57.36 | 383 | 304 | P | H |
| | | 15660 | 44.76 | -9.24 | 54 | 47.95 | 38.26 | 15.91 | 57.36 | 383 | 304 | A | H |
| | | | | | | | | | | | | | H |
| | | | | | | | | | | | | | H |
| | | | | | | | | | | | | | H |
| | | | | | | | | | | | | | H |
| | | | | | | | | | | | | | H |
| | | | | | | | | | | | | | H |
| | | | | | | | | | | | | | H |
| | | | | | | | | | | | | | H |
| | | | | | | | | | | | | | H |
| | | | | | | | | | | | | | H |
| | | | | | | | | | | | | | H |
| | | | | | | | | | | | | | H |
| | | | | | | | | | | | | | H |
| | | | | | | | | | | | | | H |
| | | | | | | | | | | | | | H |
| | | | | | | | | | | | | | H |
| | | | 10440 | 50.63 | -17.57 | 68.2 | 57.04 | 38.88 | 12.53 | 57.82 | 328 | 227 | P |
| | | 15660 | 50.98 | -23.02 | 74 | 54.17 | 38.26 | 15.91 | 57.36 | 100 | 303 | P | V |
| | | 15660 | 43.8 | -10.2 | 54 | 46.99 | 38.26 | 15.91 | 57.36 | 100 | 303 | A | V |
| | | | | | | | | | | | | | V |
| | | | | | | | | | | | | | V |
| | | | | | | | | | | | | | V |
| | | | | | | | | | | | | | V |
| | | | | | | | | | | | | | V |
| | | | | | | | | | | | | | V |
| | | | | | | | | | | | | | V |
| | | | | | | | | | | | | | V |
| | | | | | | | | | | | | | V |
| | | | | | | | | | | | | | V |
| | | | | | | | | | | | | | V |
| | | | | | | | | | | | | | V |
| | | | | | | | | | | | | | V |



| WiFi Ant. 6+7 | Note | Frequency (MHz) | Level (dBµV/m) | Margin (dB) | Limit Line (dBµV/m) | Read Level (dBµV) | Antenna Factor (dB/m) | Path Loss (dB) | Preamp Factor (dB) | Ant Pos (cm) | Table Pos (deg) | Peak Avg. (P/A) | Pol. (H/V) | |
|---|---|-------------------|------------------|---------------|-----------------------|-------------------|-------------------------|------------------|----------------------|----------------|-------------------|-----------------|------------|---|
| 802.11ax HE20 Full CH 48 5240MHz | | 10480 | 60.49 | -7.71 | 68.2 | 66.85 | 38.9 | 12.55 | 57.81 | 199 | 18 | P | H | |
| | | 15720 | 54.42 | -19.58 | 74 | 57.35 | 38.5 | 15.96 | 57.39 | 344 | 237 | P | H | |
| | | 15720 | 45.83 | -8.17 | 54 | 48.76 | 38.5 | 15.96 | 57.39 | 344 | 237 | A | H | |
| | | | | | | | | | | | | | H | |
| | | | | | | | | | | | | | H | |
| | | | | | | | | | | | | | H | |
| | | | | | | | | | | | | | H | |
| | | | | | | | | | | | | | H | |
| | | | | | | | | | | | | | H | |
| | | | | | | | | | | | | | H | |
| | | | | | | | | | | | | | H | |
| | | | | | | | | | | | | | H | |
| | | | | | | | | | | | | | H | |
| | | | | | | | | | | | | | H | |
| | | | 10480 | 62.44 | -5.76 | 68.2 | 68.8 | 38.9 | 12.55 | 57.81 | 298 | 219 | P | V |
| | | | 15720 | 53.66 | -20.34 | 74 | 56.59 | 38.5 | 15.96 | 57.39 | 146 | 294 | P | V |
| | | | 15720 | 44.62 | -9.38 | 54 | 47.55 | 38.5 | 15.96 | 57.39 | 146 | 294 | A | V |
| | | | | | | | | | | | | | | V |
| | | | | | | | | | | | | | | V |
| | | | | | | | | | | | | | | V |
| | | | | | | | | | | | | | V | |
| | | | | | | | | | | | | | V | |
| | | | | | | | | | | | | | V | |
| | | | | | | | | | | | | | V | |
| | | | | | | | | | | | | | V | |
| Remark | <ol style="list-style-type: none"> No other spurious found. All results are PASS against Peak and Average limit line. The emission position marked as "-" means no suspected emission found with sufficient margin against limit line or noise floor only. | | | | | | | | | | | | | |



**Band 1 5150~5250MHz
WIFI 802.11ax HE20 Partial 106 (Band Edge @ 3m)**

| WIFI Ant. 6+7 | Note | Frequency (MHz) | Level (dBμV/m) | Margin (dB) | Limit Line (dBμV/m) | Read Level (dBμV) | Antenna Factor (dB/m) | Path Loss (dB) | Preamp Factor (dB) | Ant Pos (cm) | Table Pos (deg) | Peak Avg. (P/A) | Pol. (H/V) | |
|--|---|-------------------|------------------|---------------|-----------------------|-------------------|-------------------------|------------------|----------------------|----------------|-------------------|-----------------|------------|---|
| 802.11ax HE20 Partial 106/53 CH 36 5180MHz | | 5148.6 | 65.78 | -8.22 | 74 | 60.98 | 33.1 | 8.32 | 36.62 | 100 | 76 | P | H | |
| | | 5148.4 | 45.56 | -8.44 | 54 | 40.76 | 33.1 | 8.32 | 36.62 | 100 | 76 | A | H | |
| | * | 5180 | 109.72 | - | - | 104.83 | 33.16 | 8.35 | 36.62 | 100 | 76 | P | H | |
| | * | 5180 | 100.88 | - | - | 95.99 | 33.16 | 8.35 | 36.62 | 100 | 76 | A | H | |
| | | | | | | | | | | | | | H | |
| | | | | | | | | | | | | | H | |
| | | | 5147.2 | 72.27 | -1.73 | 74 | 67.47 | 33.1 | 8.32 | 36.62 | 181 | 104 | P | V |
| | | | 5147 | 51.64 | -2.36 | 54 | 46.84 | 33.1 | 8.32 | 36.62 | 181 | 104 | A | V |
| | * | | 5180 | 113.15 | - | - | 108.26 | 33.16 | 8.35 | 36.62 | 181 | 104 | P | V |
| | * | | 5180 | 105.34 | - | - | 100.45 | 33.16 | 8.35 | 36.62 | 181 | 104 | A | V |
| | | | | | | | | | | | | | V | |
| | | | | | | | | | | | | | V | |
| Remark | 1. No other spurious found. 2. All results are PASS against Peak and Average limit line. | | | | | | | | | | | | | |



Band 1 5150~5250MHz
WIFI 802.11ax HE40 Full (Band Edge @ 3m)

| WIFI Ant. 6+7 | Note | Frequency (MHz) | Level (dBμV/m) | Margin (dB) | Limit Line (dBμV/m) | Read Level (dBμV) | Antenna Factor (dB/m) | Path Loss (dB) | Preamp Factor (dB) | Ant Pos (cm) | Table Pos (deg) | Peak Avg. (P/A) | Pol. (H/V) | |
|----------------------------------|---|-------------------|------------------|---------------|-----------------------|---------------------|-------------------------|------------------|----------------------|----------------|-------------------|-------------------|--------------|---|
| 802.11ax HE40 Full CH 38 5190MHz | | 5150 | 54.67 | -19.33 | 74 | 49.87 | 33.1 | 8.32 | 36.62 | 100 | 67 | P | H | |
| | | 5149.16 | 48.36 | -5.64 | 54 | 43.56 | 33.1 | 8.32 | 36.62 | 100 | 67 | A | H | |
| | * | 5190 | 104.9 | - | - | 99.98 | 33.18 | 8.36 | 36.62 | 100 | 67 | P | H | |
| | * | 5190 | 99.35 | - | - | 94.43 | 33.18 | 8.36 | 36.62 | 100 | 67 | A | H | |
| | | 5367.3 | 45.63 | -28.37 | 74 | 40.79 | 33 | 8.44 | 36.6 | 100 | 67 | P | H | |
| | | 5350 | 37.21 | -16.79 | 54 | 32.38 | 33 | 8.43 | 36.6 | 100 | 67 | A | H | |
| | | 5148.94 | 59.53 | -14.47 | 74 | 54.73 | 33.1 | 8.32 | 36.62 | 119 | 106 | P | V | |
| | | 5148.94 | 52.9 | -1.1 | 54 | 48.1 | 33.1 | 8.32 | 36.62 | 119 | 106 | A | V | |
| | * | 5190 | 109.01 | - | - | 104.09 | 33.18 | 8.36 | 36.62 | 119 | 106 | P | V | |
| | * | 5190 | 102.95 | - | - | 98.03 | 33.18 | 8.36 | 36.62 | 119 | 106 | A | V | |
| | | 5351.1 | 45 | -29 | 74 | 40.17 | 33 | 8.43 | 36.6 | 119 | 106 | P | V | |
| | | 5352 | 38.25 | -15.75 | 54 | 33.42 | 33 | 8.43 | 36.6 | 119 | 106 | A | V | |
| | 802.11ax HE40 Full CH 46 5230MHz | | 5149.24 | 58.3 | -15.7 | 74 | 53.5 | 33.1 | 8.32 | 36.62 | 131 | 73 | P | H |
| | | | 5150 | 49.15 | -4.85 | 54 | 44.35 | 33.1 | 8.32 | 36.62 | 131 | 73 | A | H |
| * | | 5230 | 108.38 | - | - | 103.47 | 33.14 | 8.38 | 36.61 | 131 | 73 | P | H | |
| * | | 5230 | 101.18 | - | - | 96.27 | 33.14 | 8.38 | 36.61 | 131 | 73 | A | H | |
| | | 5378.36 | 51.66 | -22.34 | 74 | 46.81 | 33 | 8.44 | 36.59 | 131 | 73 | P | H | |
| | | 5350.02 | 41.04 | -12.96 | 54 | 36.21 | 33 | 8.43 | 36.6 | 131 | 73 | A | H | |
| | | 5148.2 | 59.53 | -14.47 | 74 | 54.73 | 33.1 | 8.32 | 36.62 | 133 | 103 | P | V | |
| | | 5147.68 | 51.1 | -2.9 | 54 | 46.3 | 33.1 | 8.32 | 36.62 | 133 | 103 | A | V | |
| * | | 5230 | 112.11 | - | - | 107.2 | 33.14 | 8.38 | 36.61 | 133 | 103 | P | V | |
| * | | 5230 | 104.81 | - | - | 99.9 | 33.14 | 8.38 | 36.61 | 133 | 103 | A | V | |
| | | 5367.7 | 55.43 | -18.57 | 74 | 50.59 | 33 | 8.44 | 36.6 | 133 | 103 | P | V | |
| | 5368.48 | 44.39 | -9.61 | 54 | 39.55 | 33 | 8.44 | 36.6 | 133 | 103 | A | V | | |
| Remark | 1. No other spurious found. 2. All results are PASS against Peak and Average limit line. | | | | | | | | | | | | | |



Band 1 5150~5250MHz

WIFI 802.11ax HE40 Full (Harmonic @ 3m)

| WIFI Ant. 6+7 | Note | Frequency (MHz) | Level (dBμV/m) | Margin (dB) | Limit Line (dBμV/m) | Read Level (dBμV) | Antenna Factor (dB/m) | Path Loss (dB) | Preamp Factor (dB) | Ant Pos (cm) | Table Pos (deg) | Peak Avg. (P/A) | Pol. (H/V) | |
|---|------|-------------------|------------------|---------------|-----------------------|---------------------|-------------------------|------------------|----------------------|----------------|-------------------|-------------------|--------------|---|
| 802.11ax HE40 Full CH 38 5190MHz | | 10380 | 47.64 | -20.56 | 68.2 | 54.21 | 38.8 | 12.48 | 57.85 | - | - | P | H | |
| | | 15570 | 51.35 | -22.65 | 74 | 54.44 | 38.4 | 15.84 | 57.33 | - | - | P | H | |
| | | 15570 | 42.96 | -11.04 | 54 | 46.05 | 38.4 | 15.84 | 57.33 | - | - | A | H | |
| | | | | | | | | | | | | | H | |
| | | | | | | | | | | | | | H | |
| | | | | | | | | | | | | | H | |
| | | | | | | | | | | | | | H | |
| | | | | | | | | | | | | | H | |
| | | | | | | | | | | | | | H | |
| | | | | | | | | | | | | | H | |
| | | | | | | | | | | | | | H | |
| | | | | | | | | | | | | | H | |
| | | | | | | | | | | | | | H | |
| | | | | | | | | | | | | | H | |
| | | | | | | | | | | | | | H | |
| | | | | | | | | | | | | | H | |
| | | | | | | | | | | | | | H | |
| | | | 10380 | 47.81 | -20.39 | 68.2 | 54.38 | 38.8 | 12.48 | 57.85 | - | - | P | V |
| | | | 15570 | 51.53 | -22.47 | 74 | 54.62 | 38.4 | 15.84 | 57.33 | - | - | P | V |
| | | 15570 | 43.19 | -10.81 | 54 | 46.28 | 38.4 | 15.84 | 57.33 | - | - | A | V | |
| | | | | | | | | | | | | | V | |
| | | | | | | | | | | | | | V | |
| | | | | | | | | | | | | | V | |
| | | | | | | | | | | | | | V | |
| | | | | | | | | | | | | | V | |
| | | | | | | | | | | | | | V | |
| | | | | | | | | | | | | | V | |
| | | | | | | | | | | | | | V | |
| | | | | | | | | | | | | | V | |
| | | | | | | | | | | | | | V | |



| WiFi Ant. 6+7 | Note | Frequency (MHz) | Level (dB μ V/m) | Margin (dB) | Limit Line (dB μ V/m) | Read Level (dB μ V) | Antenna Factor (dB/m) | Path Loss (dB) | Preamp Factor (dB) | Ant Pos (cm) | Table Pos (deg) | Peak Avg. (P/A) | Pol. (H/V) |
|---|---|-------------------|------------------------|---------------|-----------------------------|-------------------------|-------------------------|------------------|----------------------|----------------|-------------------|-----------------|------------|
| | | 10460 | 49.47 | -18.73 | 68.2 | 55.85 | 38.9 | 12.54 | 57.82 | - | - | P | H |
| | | 15690 | 51.56 | -22.44 | 74 | 54.56 | 38.44 | 15.94 | 57.38 | 384 | 298 | P | H |
| | | 15690 | 43.25 | -10.75 | 54 | 46.25 | 38.44 | 15.94 | 57.38 | 384 | 298 | A | H |
| | | | | | | | | | | | | | H |
| | | | | | | | | | | | | | H |
| | | | | | | | | | | | | | H |
| | | | | | | | | | | | | | H |
| | | | | | | | | | | | | | H |
| | | | | | | | | | | | | | H |
| | | | | | | | | | | | | | H |
| | | | | | | | | | | | | | H |
| 802.11ax HE40 Full CH 46 5230MHz | | 10460 | 48.3 | -19.9 | 68.2 | 54.68 | 38.9 | 12.54 | 57.82 | - | - | P | V |
| | | 15690 | 51.3 | -22.7 | 74 | 54.3 | 38.44 | 15.94 | 57.38 | 100 | 99 | P | V |
| | | 15690 | 43.04 | -10.96 | 54 | 46.04 | 38.44 | 15.94 | 57.38 | 100 | 99 | A | V |
| | | | | | | | | | | | | | V |
| | | | | | | | | | | | | | V |
| | | | | | | | | | | | | | V |
| | | | | | | | | | | | | | V |
| | | | | | | | | | | | | | V |
| | | | | | | | | | | | | | V |
| | | | | | | | | | | | | | V |
| | | | | | | | | | | | | | V |
| | | | | | | | | | | | | | V |
| | | | | | | | | | | | | | V |
| Remark | <ol style="list-style-type: none"> No other spurious found. All results are PASS against Peak and Average limit line. The emission position marked as "-" means no suspected emission found with sufficient margin against limit line or noise floor only. | | | | | | | | | | | | |



**Band 1 5150~5250MHz
WIFI 802.11ax HE40 Partial 242 (Band Edge @ 3m)**

| WIFI Ant. 6+7 | Note | Frequency (MHz) | Level (dBμV/m) | Margin (dB) | Limit Line (dBμV/m) | Read Level (dBμV) | Antenna Factor (dB/m) | Path Loss (dB) | Preamp Factor (dB) | Ant Pos (cm) | Table Pos (deg) | Peak Avg. (P/A) | Pol. (H/V) |
|---|---|-------------------|------------------|---------------|-----------------------|-------------------|-------------------------|------------------|----------------------|----------------|-------------------|-----------------|------------|
| 802.11ax HE40 Partial 242/61 CH 38 5190MHz | | 5148.28 | 68.58 | -5.42 | 74 | 63.78 | 33.1 | 8.32 | 36.62 | 279 | 11 | P | H |
| | | 5148.06 | 51.43 | -2.57 | 54 | 46.63 | 33.1 | 8.32 | 36.62 | 279 | 11 | A | H |
| | * | 5190 | 107.62 | - | - | 102.7 | 33.18 | 8.36 | 36.62 | 279 | 11 | P | H |
| | * | 5190 | 99.37 | - | - | 94.45 | 33.18 | 8.36 | 36.62 | 279 | 11 | A | H |
| | | 5355 | 46.4 | -27.6 | 74 | 41.57 | 33 | 8.43 | 36.6 | 279 | 11 | P | H |
| | | 5455.5 | 38 | -16 | 54 | 33.08 | 33 | 8.51 | 36.59 | 279 | 11 | A | H |
| | | 5147.84 | 67.52 | -6.48 | 74 | 62.72 | 33.1 | 8.32 | 36.62 | 350 | 249 | P | V |
| | | 5148.06 | 51.85 | -2.15 | 54 | 47.05 | 33.1 | 8.32 | 36.62 | 350 | 249 | A | V |
| | * | 5190 | 108.95 | - | - | 104.03 | 33.18 | 8.36 | 36.62 | 350 | 249 | P | V |
| | * | 5190 | 101.6 | - | - | 96.68 | 33.18 | 8.36 | 36.62 | 350 | 249 | A | V |
| | | 5360.4 | 46.32 | -27.68 | 74 | 41.49 | 33 | 8.43 | 36.6 | 350 | 249 | P | V |
| | | 5356.2 | 38.7 | -15.3 | 54 | 33.87 | 33 | 8.43 | 36.6 | 350 | 249 | A | V |
| Remark | 1. No other spurious found. 2. All results are PASS against Peak and Average limit line. | | | | | | | | | | | | |



Band 1 5150~5250MHz
WIFI 802.11ax HE80 Full (Band Edge @ 3m)

Table with 14 columns: WIFI Ant. 6+7, Note, Frequency (MHz), Level (dBµV/m), Margin (dB), Limit Line (dBµV/m), Read Level (dBµV), Antenna Factor (dB/m), Path Loss (dB), Preamp Factor (dB), Ant Pos (cm), Table Pos (deg), Peak Avg. (P/A), Pol. (H/V). Rows include test results for frequencies like 5145.86, 5145.6, 5212, 5206, 5364.3, 5364.9, 5149.76, 5149.24, 5200, 5206, 5369.4, 5350.5.

Remark

- 1. No other spurious found.
2. All results are PASS against Peak and Average limit line.



Band 1 5150~5250MHz
WIFI 802.11ax HE80 Full (Harmonic @ 3m)

| WIFI Ant. 6+7 | Note | Frequency (MHz) | Level (dBμV/m) | Margin (dB) | Limit Line (dBμV/m) | Read Level (dBμV) | Antenna Factor (dB/m) | Path Loss (dB) | Preamp Factor (dB) | Ant Pos (cm) | Table Pos (deg) | Peak Avg. (P/A) | Pol. (H/V) | |
|---|--|-------------------|------------------|---------------|-----------------------|-------------------|-------------------------|------------------|----------------------|----------------|-------------------|-----------------|------------|---|
| 802.11ax HE80 Full CH 42 5210MHz | | 10420 | 47.73 | -20.47 | 68.2 | 54.2 | 38.84 | 12.52 | 57.83 | - | - | P | H | |
| | | 15630 | 50.64 | -23.36 | 74 | 53.82 | 38.28 | 15.89 | 57.35 | - | - | P | H | |
| | | 15630 | 42.33 | -11.67 | 54 | 45.51 | 38.28 | 15.89 | 57.35 | - | - | A | H | |
| | | | | | | | | | | | | | H | |
| | | | | | | | | | | | | | H | |
| | | | | | | | | | | | | | H | |
| | | | | | | | | | | | | | H | |
| | | | | | | | | | | | | | H | |
| | | | | | | | | | | | | | H | |
| | | | | | | | | | | | | | H | |
| | | | | | | | | | | | | | H | |
| | | | | | | | | | | | | | H | |
| | | | | | | | | | | | | | H | |
| | | | | | | | | | | | | | H | |
| | | | | | | | | | | | | | H | |
| | | | 10420 | 47.23 | -20.97 | 68.2 | 53.7 | 38.84 | 12.52 | 57.83 | - | - | P | V |
| | | | 15630 | 50.37 | -23.63 | 74 | 53.55 | 38.28 | 15.89 | 57.35 | - | - | P | V |
| | | | 15630 | 42.4 | -11.6 | 54 | 45.58 | 38.28 | 15.89 | 57.35 | - | - | A | V |
| | | | | | | | | | | | | | | V |
| | | | | | | | | | | | | | | V |
| | | | | | | | | | | | | | V | |
| | | | | | | | | | | | | | V | |
| | | | | | | | | | | | | | V | |
| | | | | | | | | | | | | | V | |
| | | | | | | | | | | | | | V | |
| | | | | | | | | | | | | | V | |
| Remark | 1. No other spurious found. 2. All results are PASS against Peak and Average limit line. 3. The emission position marked as "-" means no suspected emission found with sufficient margin against limit line or noise floor only. | | | | | | | | | | | | | |



**Band 1 5150~5250MHz
WIFI 802.11ax HE80 Partial 484 (Band Edge @ 3m)**

| WIFI Ant. 6+7 | Note | Frequency (MHz) | Level (dBμV/m) | Margin (dB) | Limit Line (dBμV/m) | Read Level (dBμV) | Antenna Factor (dB/m) | Path Loss (dB) | Preamp Factor (dB) | Ant Pos (cm) | Table Pos (deg) | Peak Avg. (P/A) | Pol. (H/V) |
|---|---|-------------------|------------------|---------------|-----------------------|-------------------|-------------------------|------------------|----------------------|----------------|-------------------|-----------------|------------|
| 802.11ax HE80 Partial 484/65 CH 42 5210MHz | | 5148.72 | 62.77 | -11.23 | 74 | 57.97 | 33.1 | 8.32 | 36.62 | 100 | 77 | P | H |
| | | 5145.34 | 46.98 | -7.02 | 54 | 42.18 | 33.1 | 8.32 | 36.62 | 100 | 77 | A | H |
| | * | 5210 | 102.15 | - | - | 97.21 | 33.18 | 8.37 | 36.61 | 100 | 77 | P | H |
| | * | 5210 | 94.73 | - | - | 89.79 | 33.18 | 8.37 | 36.61 | 100 | 77 | A | H |
| | | 5364.3 | 54.49 | -19.51 | 74 | 49.65 | 33 | 8.44 | 36.6 | 100 | 77 | P | H |
| | | 5369.4 | 40.49 | -13.51 | 54 | 35.65 | 33 | 8.44 | 36.6 | 100 | 77 | A | H |
| | | 5149.76 | 69.46 | -4.54 | 74 | 64.66 | 33.1 | 8.32 | 36.62 | 198 | 105 | P | V |
| | | 5149.24 | 52.43 | -1.57 | 54 | 47.63 | 33.1 | 8.32 | 36.62 | 198 | 105 | A | V |
| | * | 5210 | 106.78 | - | - | 101.84 | 33.18 | 8.37 | 36.61 | 198 | 105 | P | V |
| | * | 5210 | 98.46 | - | - | 93.52 | 33.18 | 8.37 | 36.61 | 198 | 105 | A | V |
| | | 5368.2 | 59.83 | -14.17 | 74 | 54.99 | 33 | 8.44 | 36.6 | 198 | 105 | P | V |
| | | 5373.3 | 44.19 | -9.81 | 54 | 39.35 | 33 | 8.44 | 36.6 | 198 | 105 | A | V |
| Remark | 1. No other spurious found. 2. All results are PASS against Peak and Average limit line. | | | | | | | | | | | | |



Band 1 5150~5250MHz

WIFI 802.11ax HE160 Full (Band Edge @ 3m)

| WIFI Ant. 6+7 | Note | Frequency (MHz) | Level (dBμV/m) | Margin (dB) | Limit Line (dBμV/m) | Read Level (dBμV) | Antenna Factor (dB/m) | Path Loss (dB) | Preamp Factor (dB) | Ant Pos (cm) | Table Pos (deg) | Peak Avg. (P/A) | Pol. (H/V) |
|-----------------------------------|---|-------------------|------------------|---------------|-----------------------|-------------------|-------------------------|------------------|----------------------|----------------|-------------------|-----------------|------------|
| 802.11ax HE160 Full CH 50 5250MHz | | 5064.6 | 52.73 | -21.27 | 74 | 47.88 | 33.24 | 8.24 | 36.63 | 100 | 75 | P | H |
| | | 5116.28 | 45.07 | -8.93 | 54 | 40.31 | 33.1 | 8.29 | 36.63 | 100 | 75 | A | H |
| | * | 5250 | 99.77 | - | - | 94.89 | 33.1 | 8.39 | 36.61 | 100 | 75 | P | H |
| | * | 5250 | 92.55 | - | - | 87.67 | 33.1 | 8.39 | 36.61 | 100 | 75 | A | H |
| | | 5406.6 | 51.67 | -22.33 | 74 | 46.8 | 33 | 8.46 | 36.59 | 100 | 75 | P | H |
| | | 5401.2 | 46.94 | -7.06 | 54 | 42.08 | 33 | 8.45 | 36.59 | 100 | 75 | A | H |
| | | 5123.76 | 56.32 | -17.68 | 74 | 51.55 | 33.1 | 8.3 | 36.63 | 198 | 307 | P | V |
| | | 5096.22 | 48.88 | -5.12 | 54 | 44.12 | 33.12 | 8.27 | 36.63 | 198 | 307 | A | V |
| | * | 5250 | 103.9 | - | - | 99.02 | 33.1 | 8.39 | 36.61 | 198 | 307 | P | V |
| | * | 5250 | 96.46 | - | - | 91.58 | 33.1 | 8.39 | 36.61 | 198 | 307 | A | V |
| | | 5403.9 | 58.12 | -15.88 | 74 | 53.26 | 33 | 8.45 | 36.59 | 198 | 307 | P | V |
| | | 5398.5 | 52.4 | -1.6 | 54 | 47.54 | 33 | 8.45 | 36.59 | 198 | 307 | A | V |
| Remark | 1. No other spurious found. 2. All results are PASS against Peak and Average limit line. | | | | | | | | | | | | |



Band 1 5150~5250MHz

WIFI 802.11ax HE80 Full (Harmonic @ 3m)

| WIFI Ant. 6+7 | Note | Frequency (MHz) | Level (dBμV/m) | Margin (dB) | Limit Line (dBμV/m) | Read Level (dBμV) | Antenna Factor (dB/m) | Path Loss (dB) | Preamp Factor (dB) | Ant Pos (cm) | Table Pos (deg) | Peak Avg. (P/A) | Pol. (H/V) | |
|--|--|-------------------|------------------|---------------|-----------------------|-------------------|-------------------------|------------------|----------------------|----------------|-------------------|-----------------|------------|---|
| 802.11ax HE160 Full CH 50 5250MHz | | 7000 | 57.39 | -10.81 | 68.2 | 69.08 | 36 | 10.71 | 58.4 | 100 | 12 | P | H | |
| | | 10500 | 48.23 | -19.97 | 68.2 | 54.56 | 38.9 | 12.57 | 57.8 | - | - | P | H | |
| | | 15750 | 51.34 | -22.66 | 74 | 54.25 | 38.5 | 15.99 | 57.4 | - | - | P | H | |
| | | 15750 | 43.8 | -10.2 | 54 | 46.71 | 38.5 | 15.99 | 57.4 | - | - | A | H | |
| | | | | | | | | | | | | | H | |
| | | | | | | | | | | | | | H | |
| | | | | | | | | | | | | | H | |
| | | | | | | | | | | | | | H | |
| | | | | | | | | | | | | | H | |
| | | | | | | | | | | | | | H | |
| | | | | | | | | | | | | | H | |
| | | | | | | | | | | | | | H | |
| | | | | | | | | | | | | | H | |
| | | | | | | | | | | | | | H | |
| | | | | | | | | | | | | | H | |
| | | | | | | | | | | | | | H | |
| | | | 7000 | 58.31 | -9.89 | 68.2 | 70 | 36 | 10.71 | 58.4 | 150 | 333 | P | V |
| | | | 10500 | 47.41 | -20.79 | 68.2 | 53.74 | 38.9 | 12.57 | 57.8 | - | - | P | V |
| | | | 15750 | 52.03 | -21.97 | 74 | 54.94 | 38.5 | 15.99 | 57.4 | - | - | P | V |
| | | | 15750 | 43.99 | -10.01 | 54 | 46.9 | 38.5 | 15.99 | 57.4 | - | - | A | V |
| | | | | | | | | | | | | | V | |
| | | | | | | | | | | | | | V | |
| | | | | | | | | | | | | | V | |
| | | | | | | | | | | | | | V | |
| | | | | | | | | | | | | | V | |
| | | | | | | | | | | | | | V | |
| | | | | | | | | | | | | | V | |
| Remark | 1. No other spurious found. 2. All results are PASS against Peak and Average limit line. 3. The emission position marked as "-" means no suspected emission found with sufficient margin against limit line or noise floor only. | | | | | | | | | | | | | |



Band 1 5150~5250MHz
WIFI 802.11ax HE160 Partial 996 (Band Edge @ 3m)

| WIFI Ant. 6+7 | Note | Frequency (MHz) | Level (dBμV/m) | Margin (dB) | Limit Line (dBμV/m) | Read Level (dBμV) | Antenna Factor (dB/m) | Path Loss (dB) | Preamp Factor (dB) | Ant Pos (cm) | Table Pos (deg) | Peak Avg. (P/A) | Pol. (H/V) |
|--|---|-------------------|------------------|---------------|-----------------------|---------------------|-------------------------|------------------|----------------------|----------------|-------------------|-------------------|--------------|
| 802.11ax HE160 Partial 996/67 CH 50 5250MHz | | 5125.46 | 54.22 | -19.78 | 74 | 49.44 | 33.1 | 8.3 | 36.62 | 250 | 9 | P | H |
| | | 5121.38 | 41.72 | -12.28 | 54 | 36.95 | 33.1 | 8.3 | 36.63 | 250 | 9 | A | H |
| | * | 5250 | 98.69 | - | - | 93.81 | 33.1 | 8.39 | 36.61 | 250 | 9 | P | H |
| | * | 5250 | 89.9 | - | - | 85.02 | 33.1 | 8.39 | 36.61 | 250 | 9 | A | H |
| | | 5408.4 | 57.91 | -16.09 | 74 | 53.04 | 33 | 8.46 | 36.59 | 250 | 9 | P | H |
| | | 5398.8 | 46.17 | -7.83 | 54 | 41.31 | 33 | 8.45 | 36.59 | 250 | 9 | A | H |
| | | 5132.26 | 60.93 | -13.07 | 74 | 56.14 | 33.1 | 8.31 | 36.62 | 199 | 301 | P | V |
| | | 5123.76 | 46.65 | -7.35 | 54 | 41.88 | 33.1 | 8.3 | 36.63 | 199 | 301 | A | V |
| | * | 5250 | 101.11 | - | - | 96.23 | 33.1 | 8.39 | 36.61 | 199 | 301 | P | V |
| | * | 5250 | 93.34 | - | - | 88.46 | 33.1 | 8.39 | 36.61 | 199 | 301 | A | V |
| | | 5408.4 | 64.21 | -9.79 | 74 | 59.34 | 33 | 8.46 | 36.59 | 199 | 301 | P | V |
| | | 5398.8 | 52.18 | -1.82 | 54 | 47.32 | 33 | 8.45 | 36.59 | 199 | 301 | A | V |
| 802.11ax HE160 Partial 996/S67 CH 50 5250MHz | | 5137.7 | 54.78 | -19.22 | 74 | 49.99 | 33.1 | 8.31 | 36.62 | 267 | 19 | P | H |
| | | 5130.56 | 45.18 | -8.82 | 54 | 40.4 | 33.1 | 8.3 | 36.62 | 267 | 19 | A | H |
| | * | 5250 | 96.43 | - | - | 91.55 | 33.1 | 8.39 | 36.61 | 267 | 19 | P | H |
| | * | 5250 | 88.17 | - | - | 83.29 | 33.1 | 8.39 | 36.61 | 267 | 19 | A | H |
| | | 5408.1 | 56.32 | -17.68 | 74 | 51.45 | 33 | 8.46 | 36.59 | 267 | 19 | P | H |
| | | 5398.8 | 48.14 | -5.86 | 54 | 43.28 | 33 | 8.45 | 36.59 | 267 | 19 | A | H |
| | | 5149.94 | 60.47 | -13.53 | 74 | 55.67 | 33.1 | 8.32 | 36.62 | 200 | 303 | P | V |
| | | 5124.1 | 48.92 | -5.08 | 54 | 44.15 | 33.1 | 8.3 | 36.63 | 200 | 303 | A | V |
| | * | 5250 | 100.83 | - | - | 95.95 | 33.1 | 8.39 | 36.61 | 200 | 303 | P | V |
| | * | 5250 | 92.63 | - | - | 87.75 | 33.1 | 8.39 | 36.61 | 200 | 303 | A | V |
| | 5408.1 | 59.38 | -14.62 | 74 | 54.51 | 33 | 8.46 | 36.59 | 200 | 303 | P | V | |
| | 5398.8 | 51.44 | -2.56 | 54 | 46.58 | 33 | 8.45 | 36.59 | 200 | 303 | A | V | |
| Remark | 1. No other spurious found. 2. All results are PASS against Peak and Average limit line. | | | | | | | | | | | | |



Band 2 - 5250~5350MHz
WIFI 802.11a (Band Edge @ 3m)

| WIFI Ant. 6+7 | Note | Frequency (MHz) | Level (dBμV/m) | Margin (dB) | Limit Line (dBμV/m) | Read Level (dBμV) | Antenna Factor (dB/m) | Path Loss (dB) | Preamp Factor (dB) | Ant Pos (cm) | Table Pos (deg) | Peak Avg. (P/A) | Pol. (H/V) |
|-----------------------------|------|-------------------|------------------|---------------|-----------------------|-------------------|-------------------------|------------------|----------------------|----------------|-------------------|-----------------|------------|
| 802.11a CH 52 5260MHz | | 5150 | 48.9 | -25.1 | 74 | 44.1 | 33.1 | 8.32 | 36.62 | 100 | 67 | P | H |
| | | 5149.8 | 41.58 | -12.42 | 54 | 36.78 | 33.1 | 8.32 | 36.62 | 100 | 67 | A | H |
| | * | 5260 | 113.02 | - | - | 108.14 | 33.1 | 8.39 | 36.61 | 100 | 67 | P | H |
| | * | 5260 | 106.59 | - | - | 101.71 | 33.1 | 8.39 | 36.61 | 100 | 67 | A | H |
| | | 5351.98 | 53.52 | -20.48 | 74 | 48.69 | 33 | 8.43 | 36.6 | 100 | 67 | P | H |
| | | 5350.22 | 46.02 | -7.98 | 54 | 41.19 | 33 | 8.43 | 36.6 | 100 | 67 | A | H |
| | | 5147.56 | 52.82 | -21.18 | 74 | 48.02 | 33.1 | 8.32 | 36.62 | 141 | 106 | P | V |
| | | 5148.12 | 44.02 | -9.98 | 54 | 39.22 | 33.1 | 8.32 | 36.62 | 141 | 106 | A | V |
| | * | 5260 | 115.49 | - | - | 110.61 | 33.1 | 8.39 | 36.61 | 141 | 106 | P | V |
| | * | 5260 | 109.18 | - | - | 104.3 | 33.1 | 8.39 | 36.61 | 141 | 106 | A | V |
| | | 5352.2 | 55.57 | -18.43 | 74 | 50.74 | 33 | 8.43 | 36.6 | 141 | 106 | P | V |
| | | 5350 | 48.25 | -5.75 | 54 | 43.42 | 33 | 8.43 | 36.6 | 141 | 106 | A | V |
| 802.11a CH 60 5300MHz | | 5112 | 47.53 | -26.47 | 74 | 42.77 | 33.1 | 8.29 | 36.63 | 100 | 67 | P | H |
| | | 5142.72 | 38.1 | -15.9 | 54 | 33.3 | 33.1 | 8.32 | 36.62 | 100 | 67 | A | H |
| | * | 5300 | 110.05 | - | - | 105.14 | 33.1 | 8.41 | 36.6 | 100 | 67 | P | H |
| | * | 5300 | 106.07 | - | - | 101.16 | 33.1 | 8.41 | 36.6 | 100 | 67 | A | H |
| | | 5350.38 | 59.86 | -14.14 | 74 | 55.03 | 33 | 8.43 | 36.6 | 100 | 67 | P | H |
| | | 5350.02 | 50.87 | -3.13 | 54 | 46.04 | 33 | 8.43 | 36.6 | 100 | 67 | A | H |
| | | 5133.12 | 47.71 | -26.29 | 74 | 42.92 | 33.1 | 8.31 | 36.62 | 132 | 100 | P | V |
| | | 5145.92 | 38.95 | -15.05 | 54 | 34.15 | 33.1 | 8.32 | 36.62 | 132 | 100 | A | V |
| | * | 5300 | 113.77 | - | - | 108.86 | 33.1 | 8.41 | 36.6 | 132 | 100 | P | V |
| | * | 5300 | 108.99 | - | - | 104.08 | 33.1 | 8.41 | 36.6 | 132 | 100 | A | V |
| | | 5350.2 | 61.4 | -12.6 | 74 | 56.57 | 33 | 8.43 | 36.6 | 132 | 100 | P | V |
| | | 5350.74 | 52.51 | -1.49 | 54 | 47.68 | 33 | 8.43 | 36.6 | 132 | 100 | A | V |



| | | | | | | | | | | | | | |
|--|---|---------|--------|--------|----|--------|-------|------|------|-----|----|---|---|
| 802.11a CH 64 5320MHz | * | 5320 | 110.82 | - | - | 105.94 | 33.06 | 8.42 | 36.6 | 100 | 69 | P | H |
| | * | 5320 | 104.05 | - | - | 99.17 | 33.06 | 8.42 | 36.6 | 100 | 69 | A | H |
| | | 5350.4 | 55.64 | -18.36 | 74 | 50.81 | 33 | 8.43 | 36.6 | 100 | 69 | P | H |
| | | 5350.08 | 49.69 | -4.31 | 54 | 44.86 | 33 | 8.43 | 36.6 | 100 | 69 | A | H |
| | | | | | | | | | | | | | H |
| | | | | | | | | | | | | | H |
| | * | 5320 | 113.36 | - | - | 108.48 | 33.06 | 8.42 | 36.6 | 133 | 99 | P | V |
| | * | 5320 | 107.62 | - | - | 102.74 | 33.06 | 8.42 | 36.6 | 133 | 99 | A | V |
| | | 5350.24 | 58.95 | -15.05 | 74 | 54.12 | 33 | 8.43 | 36.6 | 133 | 99 | P | V |
| | | 5350.24 | 52.59 | -1.41 | 54 | 47.76 | 33 | 8.43 | 36.6 | 133 | 99 | A | V |
| | | | | | | | | | | | | | V |
| | | | | | | | | | | | | | V |
| Remark | 1. No other spurious found. 2. All results are PASS against Peak and Average limit line. | | | | | | | | | | | | |



Band 2 5250~5350MHz
WIFI 802.11a (Harmonic @ 3m)

| WIFI Ant. 6+7 | Note | Frequency (MHz) | Level (dBμV/m) | Margin (dB) | Limit Line (dBμV/m) | Read Level (dBμV) | Antenna Factor (dB/m) | Path Loss (dB) | Preamp Factor (dB) | Ant Pos (cm) | Table Pos (deg) | Peak Avg. (P/A) | Pol. (H/V) | |
|-----------------------------|------|-------------------|------------------|---------------|-----------------------|-------------------|-------------------------|------------------|----------------------|----------------|-------------------|-----------------|------------|---|
| 802.11a CH 52 5260MHz | | 7011 | 55.83 | -12.37 | 68.2 | 67.49 | 36.04 | 10.71 | 58.41 | 109 | 13 | P | H | |
| | | 10520 | 58.82 | -9.38 | 68.2 | 65.12 | 38.9 | 12.59 | 57.79 | 167 | 23 | P | H | |
| | | 15780 | 53.01 | -20.99 | 74 | 56.14 | 38.26 | 16.02 | 57.41 | 379 | 298 | P | H | |
| | | 15780 | 46.41 | -7.59 | 54 | 49.54 | 38.26 | 16.02 | 57.41 | 379 | 298 | A | H | |
| | | | | | | | | | | | | | H | |
| | | | | | | | | | | | | | H | |
| | | | | | | | | | | | | | H | |
| | | | | | | | | | | | | | H | |
| | | | | | | | | | | | | | H | |
| | | | | | | | | | | | | | H | |
| | | | | | | | | | | | | | H | |
| | | | | | | | | | | | | | H | |
| | | | 7011 | 56.2 | -12 | 68.2 | 67.86 | 36.04 | 10.71 | 58.41 | 265 | 283 | P | V |
| | | | 10520 | 56.77 | -11.43 | 68.2 | 63.07 | 38.9 | 12.59 | 57.79 | 298 | 226 | P | V |
| | | | 15780 | 52.75 | -21.25 | 74 | 55.88 | 38.26 | 16.02 | 57.41 | 100 | 305 | P | V |
| | | | 15780 | 46.05 | -7.95 | 54 | 49.18 | 38.26 | 16.02 | 57.41 | 100 | 305 | A | V |
| | | | | | | | | | | | | | | V |
| | | | | | | | | | | | | | | V |
| | | | | | | | | | | | | | V | |
| | | | | | | | | | | | | | V | |
| | | | | | | | | | | | | | V | |
| | | | | | | | | | | | | | V | |



| WIFI Ant. 6+7 | Note | Frequency (MHz) | Level (dBμV/m) | Margin (dB) | Limit Line (dBμV/m) | Read Level (dBμV) | Antenna Factor (dB/m) | Path Loss (dB) | Preamp Factor (dB) | Ant Pos (cm) | Table Pos (deg) | Peak Avg. (P/A) | Pol. (H/V) | |
|-----------------------------|------|-------------------|------------------|---------------|-----------------------|-------------------|-------------------------|------------------|----------------------|----------------|-------------------|-----------------|------------|---|
| 802.11a CH 60 5300MHz | | 7066 | 56.65 | -11.55 | 68.2 | 68.05 | 36.3 | 10.75 | 58.45 | 102 | 10 | P | H | |
| | | 10600 | 57.12 | -16.88 | 74 | 63.12 | 39.1 | 12.64 | 57.74 | 198 | 26 | P | H | |
| | | 10600 | 48.19 | -5.81 | 54 | 54.19 | 39.1 | 12.64 | 57.74 | 198 | 26 | A | H | |
| | | 15900 | 52.44 | -21.56 | 74 | 55.69 | 38.1 | 16.11 | 57.46 | 400 | 350 | P | H | |
| | | 15900 | 47.33 | -6.67 | 54 | 50.58 | 38.1 | 16.11 | 57.46 | 400 | 350 | A | H | |
| | | | | | | | | | | | | | | H |
| | | | | | | | | | | | | | | H |
| | | | | | | | | | | | | | | H |
| | | | | | | | | | | | | | | H |
| | | | | | | | | | | | | | | H |
| | | | | | | | | | | | | | | H |
| | | | 7066 | 56.65 | -11.55 | 68.2 | 68.05 | 36.3 | 10.75 | 58.45 | 195 | 293 | P | V |
| | | | 10600 | 56.02 | -17.98 | 74 | 62.02 | 39.1 | 12.64 | 57.74 | 299 | 223 | P | V |
| | | | 10600 | 45.27 | -8.73 | 54 | 51.27 | 39.1 | 12.64 | 57.74 | 299 | 223 | A | V |
| | | | 15900 | 53.32 | -20.68 | 74 | 56.57 | 38.1 | 16.11 | 57.46 | 100 | 308 | P | V |
| | | | 15900 | 46.44 | -7.56 | 54 | 49.69 | 38.1 | 16.11 | 57.46 | 100 | 308 | A | V |
| | | | | | | | | | | | | | | V |
| | | | | | | | | | | | | | | V |
| | | | | | | | | | | | | | V | |
| | | | | | | | | | | | | | V | |
| | | | | | | | | | | | | | V | |
| | | | | | | | | | | | | | V | |



| WiFi Ant. 6+7 | Note | Frequency (MHz) | Level (dBµV/m) | Margin (dB) | Limit Line (dBµV/m) | Read Level (dBµV) | Antenna Factor (dB/m) | Path Loss (dB) | Preamp Factor (dB) | Ant Pos (cm) | Table Pos (deg) | Peak Avg. (P/A) | Pol. (H/V) | |
|-----------------------|---|-------------------|------------------|---------------|-----------------------|---------------------|-------------------------|------------------|----------------------|----------------|-------------------|-----------------|------------|---|
| 802.11a CH 64 5320MHz | | 7088 | 56.84 | -11.36 | 68.2 | 68.11 | 36.43 | 10.77 | 58.47 | 100 | 10 | P | H | |
| | | 10640 | 52.13 | -21.87 | 74 | 57.93 | 39.26 | 12.66 | 57.72 | 195 | 66 | P | H | |
| | | 10640 | 44.37 | -9.63 | 54 | 50.17 | 39.26 | 12.66 | 57.72 | 195 | 66 | A | H | |
| | | 15960 | 52.35 | -21.65 | 74 | 55.37 | 38.3 | 16.16 | 57.48 | 380 | 300 | P | H | |
| | | 15960 | 46.43 | -7.57 | 54 | 49.45 | 38.3 | 16.16 | 57.48 | 380 | 300 | A | H | |
| | | | | | | | | | | | | | | H |
| | | | | | | | | | | | | | | H |
| | | | | | | | | | | | | | | H |
| | | | | | | | | | | | | | | H |
| | | | | | | | | | | | | | | H |
| | | | | | | | | | | | | | | H |
| | | | | | | | | | | | | | | H |
| | | | 7088 | 56.21 | -11.99 | 68.2 | 67.48 | 36.43 | 10.77 | 58.47 | 253 | 294 | P | V |
| | | | 10640 | 50.31 | -23.69 | 74 | 56.11 | 39.26 | 12.66 | 57.72 | 291 | 226 | P | V |
| | | | 10640 | 43.04 | -10.96 | 54 | 48.84 | 39.26 | 12.66 | 57.72 | 291 | 226 | A | V |
| | | | 15960 | 53.46 | -20.54 | 74 | 56.48 | 38.3 | 16.16 | 57.48 | 100 | 307 | P | V |
| | | | 15960 | 45.52 | -8.48 | 54 | 48.54 | 38.3 | 16.16 | 57.48 | 100 | 307 | A | V |
| | | | | | | | | | | | | | | V |
| | | | | | | | | | | | | | | V |
| | | | | | | | | | | | | | V | |
| | | | | | | | | | | | | | V | |
| | | | | | | | | | | | | | V | |
| | | | | | | | | | | | | | V | |
| | | | | | | | | | | | | | V | |
| | | | | | | | | | | | | | V | |
| Remark | 1. No other spurious found. 2. All results are PASS against Peak and Average limit line. | | | | | | | | | | | | | |



Band 2 5250~5350MHz
WIFI 802.11ax HE20 Full (Band Edge @ 3m)

| WIFI Ant. 6+7 | Note | Frequency (MHz) | Level (dBμV/m) | Margin (dB) | Limit Line (dBμV/m) | Read Level (dBμV) | Antenna Factor (dB/m) | Path Loss (dB) | Preamp Factor (dB) | Ant Pos (cm) | Table Pos (deg) | Peak Avg. (P/A) | Pol. (H/V) |
|----------------------------------|----------------------------------|-------------------|------------------|---------------|-----------------------|---------------------|-------------------------|------------------|----------------------|----------------|-------------------|-------------------|--------------|
| 802.11ax HE20 Full CH 52 5260MHz | | 5148.68 | 54.59 | -19.41 | 74 | 49.79 | 33.1 | 8.32 | 36.62 | 100 | 59 | P | H |
| | | 5149.8 | 44.93 | -9.07 | 54 | 40.13 | 33.1 | 8.32 | 36.62 | 100 | 59 | A | H |
| | * | 5260 | 113.91 | - | - | 109.03 | 33.1 | 8.39 | 36.61 | 100 | 59 | P | H |
| | * | 5260 | 106.41 | - | - | 101.53 | 33.1 | 8.39 | 36.61 | 100 | 59 | A | H |
| | | 5363.64 | 56.99 | -17.01 | 74 | 52.15 | 33 | 8.44 | 36.6 | 100 | 59 | P | H |
| | | 5350.44 | 49.38 | -4.62 | 54 | 44.55 | 33 | 8.43 | 36.6 | 100 | 59 | A | H |
| | | 5146.72 | 56.75 | -17.25 | 74 | 51.95 | 33.1 | 8.32 | 36.62 | 130 | 95 | P | V |
| | | 5150 | 47.54 | -6.46 | 54 | 42.74 | 33.1 | 8.32 | 36.62 | 130 | 95 | A | V |
| | * | 5260 | 114.5 | - | - | 109.62 | 33.1 | 8.39 | 36.61 | 130 | 95 | P | V |
| | * | 5260 | 108.45 | - | - | 103.57 | 33.1 | 8.39 | 36.61 | 130 | 95 | A | V |
| | | 5353.96 | 60.99 | -13.01 | 74 | 56.16 | 33 | 8.43 | 36.6 | 130 | 95 | P | V |
| | | 5350.66 | 52.56 | -1.44 | 54 | 47.73 | 33 | 8.43 | 36.6 | 130 | 95 | A | V |
| | 802.11ax HE20 Full CH 60 5300MHz | | 5149.76 | 47.04 | -26.96 | 74 | 42.24 | 33.1 | 8.32 | 36.62 | 100 | 55 | P |
| | | 5146.24 | 38.3 | -15.7 | 54 | 33.5 | 33.1 | 8.32 | 36.62 | 100 | 55 | A | H |
| * | | 5300 | 110.47 | - | - | 105.56 | 33.1 | 8.41 | 36.6 | 100 | 55 | P | H |
| * | | 5300 | 103.88 | - | - | 98.97 | 33.1 | 8.41 | 36.6 | 100 | 55 | A | H |
| | | 5350.2 | 58.76 | -15.24 | 74 | 53.93 | 33 | 8.43 | 36.6 | 100 | 55 | P | H |
| | | 5350.02 | 49.61 | -4.39 | 54 | 44.78 | 33 | 8.43 | 36.6 | 100 | 55 | A | H |
| | | 5120.96 | 47.67 | -26.33 | 74 | 42.91 | 33.1 | 8.29 | 36.63 | 151 | 98 | P | V |
| | | 5145.6 | 39.17 | -14.83 | 54 | 34.37 | 33.1 | 8.32 | 36.62 | 151 | 98 | A | V |
| * | | 5300 | 114.78 | - | - | 109.87 | 33.1 | 8.41 | 36.6 | 151 | 98 | P | V |
| * | | 5300 | 108.5 | - | - | 103.59 | 33.1 | 8.41 | 36.6 | 151 | 98 | A | V |
| | | 5350.74 | 61.16 | -12.84 | 74 | 56.33 | 33 | 8.43 | 36.6 | 151 | 98 | P | V |
| | 5350.02 | 52.44 | -1.56 | 54 | 47.61 | 33 | 8.43 | 36.6 | 151 | 98 | A | V | |



| | | | | | | | | | | | | | |
|---|---|---------|--------|--------|----|--------|-------|------|------|-----|----|---|---|
| 802.11ax HE20 Full CH 64 5320MHz | * | 5320 | 111.55 | - | - | 106.67 | 33.06 | 8.42 | 36.6 | 101 | 67 | P | H |
| | * | 5320 | 104.37 | - | - | 99.49 | 33.06 | 8.42 | 36.6 | 101 | 67 | A | H |
| | | 5352.16 | 59.87 | -14.13 | 74 | 55.04 | 33 | 8.43 | 36.6 | 101 | 67 | P | H |
| | | 5350.08 | 51.12 | -2.88 | 54 | 46.29 | 33 | 8.43 | 36.6 | 101 | 67 | A | H |
| | | | | | | | | | | | | | H |
| | | | | | | | | | | | | | H |
| | * | 5320 | 114.42 | - | - | 109.54 | 33.06 | 8.42 | 36.6 | 150 | 92 | P | V |
| | * | 5320 | 106.28 | - | - | 101.4 | 33.06 | 8.42 | 36.6 | 150 | 92 | A | V |
| | | 5351.68 | 61.41 | -12.59 | 74 | 56.58 | 33 | 8.43 | 36.6 | 150 | 92 | P | V |
| | | 5350.08 | 52.07 | -1.93 | 54 | 47.24 | 33 | 8.43 | 36.6 | 150 | 92 | A | V |
| | | | | | | | | | | | | V | |
| | | | | | | | | | | | | V | |
| Remark | 1. No other spurious found. 2. All results are PASS against Peak and Average limit line. | | | | | | | | | | | | |



Band 2 5250~5350MHz

WIFI 802.11ax HE20 Full (Harmonic @ 3m)

| WIFI Ant. 6+7 | Note | Frequency (MHz) | Level (dBµV/m) | Margin (dB) | Limit Line (dBµV/m) | Read Level (dBµV) | Antenna Factor (dB/m) | Path Loss (dB) | Preamp Factor (dB) | Ant Pos (cm) | Table Pos (deg) | Peak Avg. (P/A) | Pol. (H/V) |
|----------------------------------|------|-------------------|------------------|---------------|-----------------------|-------------------|-------------------------|------------------|----------------------|----------------|-------------------|-----------------|------------|
| 802.11ax HE20 Full CH 52 5260MHz | | 7013.333 | 55.95 | -12.25 | 68.2 | 67.6 | 36.05 | 10.71 | 58.41 | 100 | 11 | P | H |
| | | 10520 | 58.08 | -10.12 | 68.2 | 64.38 | 38.9 | 12.59 | 57.79 | 177 | 22 | P | H |
| | | 15780 | 53.09 | -20.91 | 74 | 56.22 | 38.26 | 16.02 | 57.41 | 364 | 98 | P | H |
| | | 15780 | 45.17 | -8.83 | 54 | 48.3 | 38.26 | 16.02 | 57.41 | 364 | 98 | A | H |
| | | | | | | | | | | | | | H |
| | | | | | | | | | | | | | H |
| | | | | | | | | | | | | | H |
| | | | | | | | | | | | | | H |
| | | | | | | | | | | | | | H |
| | | | | | | | | | | | | | H |
| | | | | | | | | | | | | | H |
| | | | | | | | | | | | | | H |
| | | | | | | | | | | | | | H |
| | | | | | | | | | | | | | H |
| | | | | | | | | | | | | | H |
| | | | | | | | | | | | | | H |
| | | | | | | | | | | | | | H |
| | | | | | | | | | | | | | H |
| | | | 7013.333 | 55.84 | -12.36 | 68.2 | 67.49 | 36.05 | 10.71 | 58.41 | 260 | 280 | P |
| | | 10520 | 56.88 | -11.32 | 68.2 | 63.18 | 38.9 | 12.59 | 57.79 | 298 | 225 | P | V |
| | | 15780 | 52.76 | -21.24 | 74 | 55.89 | 38.26 | 16.02 | 57.41 | 148 | 289 | P | V |
| | | 15780 | 45.02 | -8.98 | 54 | 48.15 | 38.26 | 16.02 | 57.41 | 148 | 289 | A | V |
| | | | | | | | | | | | | | V |
| | | | | | | | | | | | | | V |
| | | | | | | | | | | | | | V |
| | | | | | | | | | | | | | V |
| | | | | | | | | | | | | | V |
| | | | | | | | | | | | | | V |
| | | | | | | | | | | | | | V |
| | | | | | | | | | | | | | V |
| | | | | | | | | | | | | | V |



| WIFI Ant. 6+7 | Note | Frequency (MHz) | Level (dBμV/m) | Margin (dB) | Limit Line (dBμV/m) | Read Level (dBμV) | Antenna Factor (dB/m) | Path Loss (dB) | Preamp Factor (dB) | Ant Pos (cm) | Table Pos (deg) | Peak Avg. (P/A) | Pol. (H/V) |
|------------------------------|-------------|------------------------------|-----------------------------|--------------------------|--------------------------------------|----------------------------------|--|---------------------------------|-------------------------------------|-------------------------------|----------------------------------|--------------------------------|-----------------------|
| | | 7066.667 | 58.48 | -9.72 | 68.2 | 69.88 | 36.3 | 10.75 | 58.45 | 100 | 44 | P | H |
| | | 10600 | 55.06 | -18.94 | 74 | 61.06 | 39.1 | 12.64 | 57.74 | 212 | 21 | P | H |
| | | 10600 | 45.1 | -8.9 | 54 | 51.1 | 39.1 | 12.64 | 57.74 | 212 | 21 | A | H |
| | | 15900 | 52.93 | -21.07 | 74 | 56.18 | 38.1 | 16.11 | 57.46 | 400 | 345 | P | H |
| | | 15900 | 45.16 | -8.84 | 54 | 48.41 | 38.1 | 16.11 | 57.46 | 400 | 345 | A | H |
| | | | | | | | | | | | | | H |
| | | | | | | | | | | | | | H |
| | | | | | | | | | | | | | H |
| | | | | | | | | | | | | | H |
| | | | | | | | | | | | | | H |
| 802.11ax | | | | | | | | | | | | | H |
| HE20 Full | | | | | | | | | | | | | H |
| CH 60 | | 7066.667 | 57.34 | -10.86 | 68.2 | 68.74 | 36.3 | 10.75 | 58.45 | 201 | 149 | P | V |
| 5300MHz | | 10600 | 53.49 | -20.51 | 74 | 59.49 | 39.1 | 12.64 | 57.74 | 301 | 221 | P | V |
| | | 10600 | 43.19 | -10.81 | 54 | 49.19 | 39.1 | 12.64 | 57.74 | 301 | 221 | A | V |
| | | 15900 | 53.58 | -20.42 | 74 | 56.83 | 38.1 | 16.11 | 57.46 | 154 | 295 | P | V |
| | | 15900 | 44.4 | -9.6 | 54 | 47.65 | 38.1 | 16.11 | 57.46 | 154 | 295 | A | V |
| | | | | | | | | | | | | | V |
| | | | | | | | | | | | | | V |
| | | | | | | | | | | | | | V |
| | | | | | | | | | | | | | V |
| | | | | | | | | | | | | | V |
| | | | | | | | | | | | | | V |
| | | | | | | | | | | | | | V |



| WIFI Ant. 6+7 | Note | Frequency (MHz) | Level (dBμV/m) | Margin (dB) | Limit Line (dBμV/m) | Read Level (dBμV) | Antenna Factor (dB/m) | Path Loss (dB) | Preamp Factor (dB) | Ant Pos (cm) | Table Pos (deg) | Peak Avg. (P/A) | Pol. (H/V) | |
|---|---|-------------------|------------------|---------------|-----------------------|-------------------|-------------------------|------------------|----------------------|----------------|-------------------|-----------------|------------|---|
| 802.11ax HE20 Full CH 64 5320MHz | | 7093.333 | 56.29 | -11.91 | 68.2 | 67.53 | 36.46 | 10.77 | 58.47 | 100 | 11 | P | H | |
| | | 10640 | 51.35 | -22.65 | 74 | 57.15 | 39.26 | 12.66 | 57.72 | 204 | 25 | P | H | |
| | | 10640 | 43.81 | -10.19 | 54 | 49.61 | 39.26 | 12.66 | 57.72 | 204 | 25 | A | H | |
| | | 15960 | 51.64 | -22.36 | 74 | 54.66 | 38.3 | 16.16 | 57.48 | 400 | 347 | P | H | |
| | | 15960 | 43.74 | -10.26 | 54 | 46.76 | 38.3 | 16.16 | 57.48 | 400 | 347 | A | H | |
| | | | | | | | | | | | | | | H |
| | | | | | | | | | | | | | | H |
| | | | | | | | | | | | | | | H |
| | | | | | | | | | | | | | | H |
| | | | | | | | | | | | | | | H |
| | | | | | | | | | | | | | | H |
| | | | | | | | | | | | | | | H |
| | | | | | | | | | | | | | | H |
| | | | | | | | | | | | | | | H |
| | | | 7093.333 | 56.79 | -11.41 | 68.2 | 68.03 | 36.46 | 10.77 | 58.47 | 100 | 15 | P | V |
| | | | 10640 | 50.4 | -23.6 | 74 | 56.2 | 39.26 | 12.66 | 57.72 | 293 | 222 | P | V |
| | | | 10640 | 41.33 | -12.67 | 54 | 47.13 | 39.26 | 12.66 | 57.72 | 293 | 222 | A | V |
| | | | 15960 | 51.64 | -22.36 | 74 | 54.66 | 38.3 | 16.16 | 57.48 | 100 | 307 | P | V |
| | | | 15960 | 42.72 | -11.28 | 54 | 45.74 | 38.3 | 16.16 | 57.48 | 100 | 307 | A | V |
| | | | | | | | | | | | | | | V |
| | | | | | | | | | | | | | V | |
| | | | | | | | | | | | | | V | |
| | | | | | | | | | | | | | V | |
| | | | | | | | | | | | | | V | |
| | | | | | | | | | | | | | V | |
| | | | | | | | | | | | | | V | |
| Remark | 1. No other spurious found. 2. All results are PASS against Peak and Average limit line. | | | | | | | | | | | | | |



Band 2 5250~5350MHz
WIFI 802.11ax HE20 Partial 106 (Band Edge @ 3m)

| WIFI Ant. 6+7 | Note | Frequency (MHz) | Level (dBμV/m) | Margin (dB) | Limit Line (dBμV/m) | Read Level (dBμV) | Antenna Factor (dB/m) | Path Loss (dB) | Preamp Factor (dB) | Ant Pos (cm) | Table Pos (deg) | Peak Avg. (P/A) | Pol. (H/V) |
|---|---|-------------------|------------------|---------------|-----------------------|-------------------|-------------------------|------------------|----------------------|----------------|-------------------|-----------------|------------|
| 802.11ax HE20 Partial 106/54 CH 60 5300MHz | | 5109.44 | 46.3 | -27.7 | 74 | 41.55 | 33.1 | 8.28 | 36.63 | 101 | 66 | P | H |
| | | 5148.48 | 37.19 | -16.81 | 54 | 32.39 | 33.1 | 8.32 | 36.62 | 101 | 66 | A | H |
| | * | 5300 | 108.87 | - | - | 103.96 | 33.1 | 8.41 | 36.6 | 101 | 66 | P | H |
| | * | 5300 | 102.87 | - | - | 97.96 | 33.1 | 8.41 | 36.6 | 101 | 66 | A | H |
| | | 5352.72 | 63.8 | -10.2 | 74 | 58.97 | 33 | 8.43 | 36.6 | 101 | 66 | P | H |
| | | 5350.56 | 48.96 | -5.04 | 54 | 44.13 | 33 | 8.43 | 36.6 | 101 | 66 | A | H |
| | | 5132.16 | 46.63 | -27.37 | 74 | 41.84 | 33.1 | 8.31 | 36.62 | 198 | 302 | P | V |
| | | 5148.48 | 38.08 | -15.92 | 54 | 33.28 | 33.1 | 8.32 | 36.62 | 198 | 302 | A | V |
| | * | 5300 | 113.61 | - | - | 108.7 | 33.1 | 8.41 | 36.6 | 198 | 302 | P | V |
| | * | 5300 | 107.34 | - | - | 102.43 | 33.1 | 8.41 | 36.6 | 198 | 302 | A | V |
| | | 5359.92 | 64.08 | -9.92 | 74 | 59.25 | 33 | 8.43 | 36.6 | 198 | 302 | P | V |
| | | 5350.56 | 51.98 | -2.02 | 54 | 47.15 | 33 | 8.43 | 36.6 | 198 | 302 | A | V |
| Remark | 1. No other spurious found. 2. All results are PASS against Peak and Average limit line. | | | | | | | | | | | | |



Band 2 5250~5350MHz
WIFI 802.11ax HE40 Full (Band Edge @ 3m)

| WIFI Ant. 6+7 | Note | Frequency (MHz) | Level (dBμV/m) | Margin (dB) | Limit Line (dBμV/m) | Read Level (dBμV) | Antenna Factor (dB/m) | Path Loss (dB) | Preamp Factor (dB) | Ant Pos (cm) | Table Pos (deg) | Peak Avg. (P/A) | Pol. (H/V) |
|----------------------------------|---|-------------------|------------------|---------------|-----------------------|---------------------|-------------------------|------------------|----------------------|----------------|-------------------|-------------------|--------------|
| 802.11ax HE40 Full CH 54 5270MHz | | 5132.26 | 55.67 | -18.33 | 74 | 50.88 | 33.1 | 8.31 | 36.62 | 102 | 51 | P | H |
| | | 5148.24 | 44.76 | -9.24 | 54 | 39.96 | 33.1 | 8.32 | 36.62 | 102 | 51 | A | H |
| | * | 5310 | 106.57 | - | - | 101.68 | 33.08 | 8.41 | 36.6 | 102 | 51 | P | H |
| | * | 5310 | 99.87 | - | - | 94.98 | 33.08 | 8.41 | 36.6 | 102 | 51 | A | H |
| | | 5356.08 | 58.73 | -15.27 | 74 | 53.9 | 33 | 8.43 | 36.6 | 102 | 51 | P | H |
| | | 5350.08 | 50.45 | -3.55 | 54 | 45.62 | 33 | 8.43 | 36.6 | 102 | 51 | A | H |
| | | 5132.94 | 55.67 | -18.33 | 74 | 50.88 | 33.1 | 8.31 | 36.62 | 130 | 103 | P | V |
| | | 5149.26 | 44.5 | -9.5 | 54 | 39.7 | 33.1 | 8.32 | 36.62 | 130 | 103 | A | V |
| | * | 5310 | 111.31 | - | - | 106.42 | 33.08 | 8.41 | 36.6 | 130 | 103 | P | V |
| | * | 5310 | 105.34 | - | - | 100.45 | 33.08 | 8.41 | 36.6 | 130 | 103 | A | V |
| | | 5351.28 | 58.92 | -15.08 | 74 | 54.09 | 33 | 8.43 | 36.6 | 130 | 103 | P | V |
| | | 5350.08 | 50.26 | -3.74 | 54 | 45.43 | 33 | 8.43 | 36.6 | 130 | 103 | A | V |
| 802.11ax HE40 Full CH 62 5310MHz | | 5138.72 | 47.06 | -26.94 | 74 | 42.27 | 33.1 | 8.31 | 36.62 | 100 | 67 | P | H |
| | | 5148.24 | 38.69 | -15.31 | 54 | 33.89 | 33.1 | 8.32 | 36.62 | 100 | 67 | A | H |
| | * | 5310 | 106.1 | - | - | 101.21 | 33.08 | 8.41 | 36.6 | 100 | 67 | P | H |
| | * | 5310 | 100.06 | - | - | 95.17 | 33.08 | 8.41 | 36.6 | 100 | 67 | A | H |
| | | 5350.56 | 56.59 | -17.41 | 74 | 51.76 | 33 | 8.43 | 36.6 | 100 | 67 | P | H |
| | | 5350.32 | 51.44 | -2.56 | 54 | 46.61 | 33 | 8.43 | 36.6 | 100 | 67 | A | H |
| | | 5140.42 | 48.92 | -25.08 | 74 | 44.13 | 33.1 | 8.31 | 36.62 | 251 | 320 | P | V |
| | | 5139.74 | 39.22 | -14.78 | 54 | 34.43 | 33.1 | 8.31 | 36.62 | 251 | 320 | A | V |
| | * | 5310 | 108.66 | - | - | 103.77 | 33.08 | 8.41 | 36.6 | 251 | 320 | P | V |
| | * | 5310 | 102.94 | - | - | 98.05 | 33.08 | 8.41 | 36.6 | 251 | 320 | A | V |
| | 5350.08 | 59.41 | -14.59 | 74 | 54.58 | 33 | 8.43 | 36.6 | 251 | 320 | P | V | |
| | 5350.08 | 52.61 | -1.39 | 54 | 47.78 | 33 | 8.43 | 36.6 | 251 | 320 | A | V | |
| Remark | 1. No other spurious found. 2. All results are PASS against Peak and Average limit line. | | | | | | | | | | | | |



Band 2 5250~5350MHz
WIFI 802.11ax HE40 Full (Harmonic @ 3m)

| WIFI Ant. 6+7 | Note | Frequency (MHz) | Level (dBµV/m) | Margin (dB) | Limit Line (dBµV/m) | Read Level (dBµV) | Antenna Factor (dB/m) | Path Loss (dB) | Preamp Factor (dB) | Ant Pos (cm) | Table Pos (deg) | Peak Avg. (P/A) | Pol. (H/V) | |
|---|------|-------------------|------------------|---------------|-----------------------|-------------------|-------------------------|------------------|----------------------|----------------|-------------------|-----------------|------------|---|
| 802.11ax HE40 Full CH 54 5270MHz | | 7011 | 58.81 | -9.39 | 68.2 | 70.47 | 36.04 | 10.71 | 58.41 | 100 | 8 | P | H | |
| | | 10540 | 47.3 | -20.9 | 68.2 | 53.58 | 38.9 | 12.6 | 57.78 | - | - | P | H | |
| | | 15810 | 49.46 | -24.54 | 74 | 52.78 | 38.06 | 16.04 | 57.42 | - | - | P | H | |
| | | 15810 | 41.05 | -12.95 | 54 | 44.37 | 38.06 | 16.04 | 57.42 | - | - | A | H | |
| | | | | | | | | | | | | | H | |
| | | | | | | | | | | | | | H | |
| | | | | | | | | | | | | | H | |
| | | | | | | | | | | | | | H | |
| | | | | | | | | | | | | | H | |
| | | | | | | | | | | | | | H | |
| | | | | | | | | | | | | | H | |
| | | | | | | | | | | | | | H | |
| | | | | | | | | | | | | | H | |
| | | | 7011 | 57.85 | -10.35 | 68.2 | 69.51 | 36.04 | 10.71 | 58.41 | 100 | 25 | P | V |
| | | | 10540 | 48.19 | -20.01 | 68.2 | 54.47 | 38.9 | 12.6 | 57.78 | - | - | P | V |
| | | | 15810 | 49.79 | -24.21 | 74 | 53.11 | 38.06 | 16.04 | 57.42 | - | - | P | V |
| | | | 15810 | 40.86 | -13.14 | 54 | 44.18 | 38.06 | 16.04 | 57.42 | - | - | A | V |
| | | | | | | | | | | | | | | V |
| | | | | | | | | | | | | | V | |
| | | | | | | | | | | | | | V | |
| | | | | | | | | | | | | | V | |
| | | | | | | | | | | | | | V | |
| | | | | | | | | | | | | | V | |



| WiFi Ant. 6+7 | Note | Frequency (MHz) | Level (dBµV/m) | Margin (dB) | Limit Line (dBµV/m) | Read Level (dBµV) | Antenna Factor (dB/m) | Path Loss (dB) | Preamp Factor (dB) | Ant Pos (cm) | Table Pos (deg) | Peak Avg. (P/A) | Pol. (H/V) | |
|----------------------------------|---|-------------------|------------------|---------------|-----------------------|-------------------|-------------------------|------------------|----------------------|----------------|-------------------|-----------------|------------|---|
| 802.11ax HE40 Full CH 62 5310MHz | | 7080 | 57.04 | -11.16 | 68.2 | 68.36 | 36.38 | 10.76 | 58.46 | 100 | 9 | P | H | |
| | | 10620 | 48.45 | -25.55 | 74 | 54.34 | 39.18 | 12.66 | 57.73 | - | - | P | H | |
| | | 10620 | 39.77 | -14.23 | 54 | 45.66 | 39.18 | 12.66 | 57.73 | - | - | A | H | |
| | | 15930 | 49.46 | -24.54 | 74 | 52.57 | 38.22 | 16.14 | 57.47 | - | - | P | H | |
| | | 15930 | 41.44 | -12.56 | 54 | 44.55 | 38.22 | 16.14 | 57.47 | - | - | A | H | |
| | | | | | | | | | | | | | | H |
| | | | | | | | | | | | | | | H |
| | | | | | | | | | | | | | | H |
| | | | | | | | | | | | | | | H |
| | | | | | | | | | | | | | | H |
| | | | | | | | | | | | | | | H |
| | | | 7080 | 56.6 | -11.6 | 68.2 | 67.92 | 36.38 | 10.76 | 58.46 | 100 | 16 | P | V |
| | | | 10620 | 48.95 | -25.05 | 74 | 54.84 | 39.18 | 12.66 | 57.73 | - | - | P | V |
| | | | 10620 | 39.83 | -14.17 | 54 | 45.72 | 39.18 | 12.66 | 57.73 | - | - | A | V |
| | | | 15930 | 49.61 | -24.39 | 74 | 52.72 | 38.22 | 16.14 | 57.47 | - | - | P | V |
| | | | 15930 | 40.7 | -13.3 | 54 | 43.81 | 38.22 | 16.14 | 57.47 | - | - | A | V |
| | | | | | | | | | | | | | | V |
| | | | | | | | | | | | | | | V |
| | | | | | | | | | | | | | | V |
| | | | | | | | | | | | | | V | |
| | | | | | | | | | | | | | V | |
| | | | | | | | | | | | | | V | |
| Remark | <p>1. No other spurious found.</p> <p>2. All results are PASS against Peak and Average limit line.</p> <p>3. The emission position marked as "-" means no suspected emission found with sufficient margin against limit line or noise floor only.</p> | | | | | | | | | | | | | |



Band 2 5250~5350MHz
WIFI 802.11ax HE40 Partial 242 (Band Edge @ 3m)

Table with 14 columns: WIFI Ant. 6+7, Note, Frequency (MHz), Level (dBµV/m), Margin (dB), Limit Line (dBµV/m), Read Level (dBµV), Antenna Factor (dB/m), Path Loss (dB), Preamp Factor (dB), Ant Pos (cm), Table Pos (deg), Peak Avg. (P/A), Pol. (H/V). Rows include test results for frequencies 5128.18, 5148.24, 5310, 5360.16, 5354.64, 5036.72, 5146.88, 5310, 5310, 5357.04, 5352.72. A Remark section at the bottom states: 1. No other spurious found. 2. All results are PASS against Peak and Average limit line.



**Band 2 5250~5350MHz
WIFI 802.11ax HE80 Full (Band Edge @ 3m)**

| WIFI Ant. 6+7 | Note | Frequency (MHz) | Level (dBμV/m) | Margin (dB) | Limit Line (dBμV/m) | Read Level (dBμV) | Antenna Factor (dB/m) | Path Loss (dB) | Preamp Factor (dB) | Ant Pos (cm) | Table Pos (deg) | Peak Avg. (P/A) | Pol. (H/V) |
|---|---|-------------------|------------------|---------------|-----------------------|-------------------|-------------------------|------------------|----------------------|----------------|-------------------|-----------------|------------|
| 802.11ax HE80 Full CH 58 5290MHz | | 5143.48 | 48.88 | -25.12 | 74 | 44.08 | 33.1 | 8.32 | 36.62 | 100 | 63 | P | H |
| | | 5148.24 | 40.89 | -13.11 | 54 | 36.09 | 33.1 | 8.32 | 36.62 | 100 | 63 | A | H |
| | * | 5290 | 103.17 | - | - | 98.27 | 33.1 | 8.41 | 36.61 | 100 | 63 | P | H |
| | * | 5290 | 95.01 | - | - | 90.11 | 33.1 | 8.41 | 36.61 | 100 | 63 | A | H |
| | | 5355.36 | 54.95 | -19.05 | 74 | 50.12 | 33 | 8.43 | 36.6 | 100 | 63 | P | H |
| | | 5351.28 | 48.79 | -5.21 | 54 | 43.96 | 33 | 8.43 | 36.6 | 100 | 63 | A | H |
| | | 5110.16 | 50.74 | -23.26 | 74 | 45.99 | 33.1 | 8.28 | 36.63 | 129 | 106 | P | V |
| | | 5147.9 | 43.45 | -10.55 | 54 | 38.65 | 33.1 | 8.32 | 36.62 | 129 | 106 | A | V |
| | * | 5290 | 105.98 | - | - | 101.08 | 33.1 | 8.41 | 36.61 | 129 | 106 | P | V |
| | * | 5290 | 100.27 | - | - | 95.37 | 33.1 | 8.41 | 36.61 | 129 | 106 | A | V |
| | | 5358.96 | 60.1 | -13.9 | 74 | 55.27 | 33 | 8.43 | 36.6 | 129 | 106 | P | V |
| | | 5358.48 | 51.31 | -2.69 | 54 | 46.48 | 33 | 8.43 | 36.6 | 129 | 106 | A | V |
| Remark | 1. No other spurious found. 2. All results are PASS against Peak and Average limit line. | | | | | | | | | | | | |



Band 2 5250~5350MHz

WIFI 802.11ax HE80 Full (Harmonic @ 3m)

| WIFI Ant. 6+7 | Note | Frequency (MHz) | Level (dBμV/m) | Margin (dB) | Limit Line (dBμV/m) | Read Level (dBμV) | Antenna Factor (dB/m) | Path Loss (dB) | Preamp Factor (dB) | Ant Pos (cm) | Table Pos (deg) | Peak Avg. (P/A) | Pol. (H/V) | |
|---|--|-------------------|------------------|---------------|-----------------------|-------------------|-------------------------|------------------|----------------------|----------------|-------------------|-----------------|------------|---|
| 802.11ax HE80 Full CH 58 5290MHz | | 7053.333 | 57.4 | -10.8 | 68.2 | 68.87 | 36.22 | 10.75 | 58.44 | 244 | 283 | P | H | |
| | | 10580 | 48.87 | -19.33 | 68.2 | 54.98 | 39.02 | 12.62 | 57.75 | - | - | P | H | |
| | | 10580 | 40.75 | -13.25 | 54 | 46.86 | 39.02 | 12.62 | 57.75 | - | - | A | H | |
| | | 15870 | 49.63 | -24.37 | 74 | 53.01 | 37.98 | 16.09 | 57.45 | - | - | P | H | |
| | | 15870 | 41.48 | -12.52 | 54 | 44.86 | 37.98 | 16.09 | 57.45 | - | - | A | H | |
| | | | | | | | | | | | | | | H |
| | | | | | | | | | | | | | | H |
| | | | | | | | | | | | | | | H |
| | | | | | | | | | | | | | | H |
| | | | | | | | | | | | | | | H |
| | | | | | | | | | | | | | | H |
| | | | | | | | | | | | | | | H |
| | | | | | | | | | | | | | | H |
| | | | | | | | | | | | | | | H |
| | | | 7053.333 | 57 | -11.2 | 68.2 | 68.47 | 36.22 | 10.75 | 58.44 | 100 | 11 | P | V |
| | | | 10580 | 47.94 | -20.26 | 68.2 | 54.05 | 39.02 | 12.62 | 57.75 | - | - | P | V |
| | | | 10580 | 39.05 | -14.95 | 54 | 45.16 | 39.02 | 12.62 | 57.75 | - | - | A | V |
| | | | 15870 | 50.46 | -23.54 | 74 | 53.84 | 37.98 | 16.09 | 57.45 | - | - | P | V |
| | | | 15870 | 41.48 | -12.52 | 54 | 44.86 | 37.98 | 16.09 | 57.45 | - | - | A | V |
| | | | | | | | | | | | | | | V |
| | | | | | | | | | | | | | V | |
| | | | | | | | | | | | | | V | |
| | | | | | | | | | | | | | V | |
| | | | | | | | | | | | | | V | |
| | | | | | | | | | | | | | V | |
| | | | | | | | | | | | | | V | |
| Remark | 1. No other spurious found. 2. All results are PASS against Peak and Average limit line. 3. The emission position marked as "-" means no suspected emission found with sufficient margin against limit line or noise floor only. | | | | | | | | | | | | | |



Band 2 5250~5350MHz
WIFI 802.11ax HE80 Partial 484 (Band Edge @ 3m)

| WIFI Ant. 6+7 | Note | Frequency (MHz) | Level (dBμV/m) | Margin (dB) | Limit Line (dBμV/m) | Read Level (dBμV) | Antenna Factor (dB/m) | Path Loss (dB) | Preamp Factor (dB) | Ant Pos (cm) | Table Pos (deg) | Peak Avg. (P/A) | Pol. (H/V) |
|--|---|-------------------|------------------|---------------|-----------------------|-------------------|-------------------------|------------------|----------------------|----------------|-------------------|-----------------|------------|
| 802.11ax HE80 Partial 484/66 CH 58 5290MHz | | 5090.1 | 53.92 | -20.08 | 74 | 49.14 | 33.14 | 8.27 | 36.63 | 127 | 67 | P | H |
| | | 5149.94 | 41.54 | -12.46 | 54 | 36.74 | 33.1 | 8.32 | 36.62 | 127 | 67 | A | H |
| | * | 5290 | 102.64 | - | - | 97.74 | 33.1 | 8.41 | 36.61 | 127 | 67 | P | H |
| | * | 5290 | 94.03 | - | - | 89.13 | 33.1 | 8.41 | 36.61 | 127 | 67 | A | H |
| | | 5374.2 | 61.06 | -12.94 | 74 | 56.22 | 33 | 8.44 | 36.6 | 127 | 67 | P | H |
| | | 5373.54 | 47.57 | -6.43 | 54 | 42.73 | 33 | 8.44 | 36.6 | 127 | 67 | A | H |
| | | 5144.84 | 57 | -17 | 74 | 52.2 | 33.1 | 8.32 | 36.62 | 128 | 108 | P | V |
| | | 5149.94 | 44.04 | -9.96 | 54 | 39.24 | 33.1 | 8.32 | 36.62 | 128 | 108 | A | V |
| | * | 5290 | 104.77 | - | - | 99.87 | 33.1 | 8.41 | 36.61 | 128 | 108 | P | V |
| | * | 5290 | 97.45 | - | - | 92.55 | 33.1 | 8.41 | 36.61 | 128 | 108 | A | V |
| | | 5389.82 | 62.63 | -11.37 | 74 | 57.77 | 33 | 8.45 | 36.59 | 128 | 108 | P | V |
| | 5373.54 | 51.13 | -2.87 | 54 | 46.29 | 33 | 8.44 | 36.6 | 128 | 108 | A | V | |
| Remark | 1. No other spurious found. 2. All results are PASS against Peak and Average limit line. | | | | | | | | | | | | |



Band 3 - 5470~5725MHz
WIFI 802.11a (Band Edge @ 3m)

| WIFI Ant. 6+7 | Note | Frequency (MHz) | Level (dBμV/m) | Margin (dB) | Limit Line (dBμV/m) | Read Level (dBμV) | Antenna Factor (dB/m) | Path Loss (dB) | Preamp Factor (dB) | Ant Pos (cm) | Table Pos (deg) | Peak Avg. (P/A) | Pol. (H/V) | |
|------------------------------|------|-------------------|------------------|---------------|-----------------------|-------------------|-------------------------|------------------|----------------------|----------------|-------------------|-----------------|------------|---|
| 802.11a CH 100 5500MHz | | 5454.89 | 55.02 | -18.98 | 74 | 50.1 | 33 | 8.51 | 36.59 | 294 | 16 | P | H | |
| | | 5467.47 | 58.61 | -9.59 | 68.2 | 53.67 | 33 | 8.52 | 36.58 | 294 | 16 | P | H | |
| | | 5459.99 | 48.14 | -5.86 | 54 | 43.2 | 33 | 8.52 | 36.58 | 294 | 16 | A | H | |
| | * | 5500 | 107.65 | - | - | 102.67 | 33 | 8.56 | 36.58 | 294 | 16 | P | H | |
| | * | 5500 | 100.31 | - | - | 95.33 | 33 | 8.56 | 36.58 | 294 | 16 | A | H | |
| | | | | | | | | | | | | | | H |
| | | | 5459.99 | 60.07 | -13.93 | 74 | 55.13 | 33 | 8.52 | 36.58 | 245 | 233 | P | V |
| | | | 5470 | 63.9 | -4.3 | 68.2 | 58.95 | 33 | 8.53 | 36.58 | 245 | 233 | P | V |
| | | | 5459.99 | 52.23 | -1.77 | 54 | 47.29 | 33 | 8.52 | 36.58 | 245 | 233 | A | V |
| | * | | 5500 | 115.95 | - | - | 110.97 | 33 | 8.56 | 36.58 | 245 | 233 | P | V |
| | * | | 5500 | 109.79 | - | - | 104.81 | 33 | 8.56 | 36.58 | 245 | 233 | A | V |
| | | | | | | | | | | | | | | V |
| 802.11a CH 116 5580MHz | | 5384 | 45.48 | -28.52 | 74 | 40.63 | 33 | 8.44 | 36.59 | 141 | 236 | P | H | |
| | | 5465.75 | 46.83 | -21.37 | 68.2 | 41.89 | 33 | 8.52 | 36.58 | 141 | 236 | P | H | |
| | | 5453.68 | 38.53 | -15.47 | 54 | 33.61 | 33 | 8.51 | 36.59 | 141 | 236 | A | H | |
| | * | 5580 | 112.4 | - | - | 107.32 | 33 | 8.65 | 36.57 | 141 | 236 | P | H | |
| | * | 5580 | 107.23 | - | - | 102.15 | 33 | 8.65 | 36.57 | 141 | 236 | A | H | |
| | | | 5760.275 | 47.96 | -20.24 | 68.2 | 41.84 | 33.86 | 8.81 | 36.55 | 141 | 236 | P | H |
| | | | 5453.75 | 50.39 | -23.61 | 74 | 45.47 | 33 | 8.51 | 36.59 | 219 | 311 | P | V |
| | | | 5465.5 | 50.53 | -17.67 | 68.2 | 45.59 | 33 | 8.52 | 36.58 | 219 | 311 | P | V |
| | | | 5458 | 42.52 | -11.48 | 54 | 37.6 | 33 | 8.51 | 36.59 | 219 | 311 | A | V |
| | * | | 5580 | 115.65 | - | - | 110.57 | 33 | 8.65 | 36.57 | 219 | 311 | P | V |
| | * | | 5580 | 110.38 | - | - | 105.3 | 33 | 8.65 | 36.57 | 219 | 311 | A | V |
| | | | 5759.96 | 48.38 | -19.82 | 68.2 | 42.26 | 33.86 | 8.81 | 36.55 | 219 | 311 | P | V |



| | | | | | | | | | | | | | |
|---|---|----------|--------|-------|------|--------|------|------|-------|-----|-----|---|---|
| 802.11a CH 140 5700MHz | * | 5700 | 108.94 | - | - | 103.34 | 33.4 | 8.76 | 36.56 | 400 | 112 | P | H |
| | * | 5700 | 102.75 | - | - | 97.15 | 33.4 | 8.76 | 36.56 | 400 | 112 | A | H |
| | | 5725.025 | 65.64 | -2.56 | 68.2 | 59.81 | 33.6 | 8.78 | 36.55 | 400 | 112 | P | H |
| | | | | | | | | | | | | | H |
| | | | | | | | | | | | | | H |
| | | | | | | | | | | | | | H |
| | * | 5700 | 114.66 | - | - | 109.06 | 33.4 | 8.76 | 36.56 | 201 | 308 | P | V |
| | * | 5700 | 108.62 | - | - | 103.02 | 33.4 | 8.76 | 36.56 | 201 | 308 | A | V |
| | | 5725.25 | 65.7 | -2.5 | 68.2 | 59.87 | 33.6 | 8.78 | 36.55 | 201 | 308 | P | V |
| | | | | | | | | | | | | | V |
| | | | | | | | | | | | | | V |
| | | | | | | | | | | | | | V |
| Remark | 1. No other spurious found. 2. All results are PASS against Peak and Average limit line. | | | | | | | | | | | | |



Band 3 - 5470~5725MHz
WIFI 802.11a (Harmonic @ 3m)

| WIFI Ant. 6+7 | Note | Frequency (MHz) | Level (dBμV/m) | Margin (dB) | Limit Line (dBμV/m) | Read Level (dBμV) | Antenna Factor (dB/m) | Path Loss (dB) | Preamp Factor (dB) | Ant Pos (cm) | Table Pos (deg) | Peak Avg. (P/A) | Pol. (H/V) | |
|------------------------------|------|-------------------|------------------|---------------|-----------------------|-------------------|-------------------------|------------------|----------------------|----------------|-------------------|-----------------|------------|---|
| 802.11a CH 100 5500MHz | | 11000 | 49.67 | -24.33 | 74 | 55.36 | 38.9 | 12.91 | 57.5 | - | - | P | H | |
| | | 11000 | 39.63 | -14.37 | 54 | 45.32 | 38.9 | 12.91 | 57.5 | - | - | A | H | |
| | | 16500 | 50.35 | -17.85 | 68.2 | 53.45 | 38.5 | 16.2 | 57.8 | - | - | P | H | |
| | | | | | | | | | | | | | H | |
| | | | | | | | | | | | | | H | |
| | | | | | | | | | | | | | H | |
| | | | | | | | | | | | | | H | |
| | | | | | | | | | | | | | H | |
| | | | | | | | | | | | | | H | |
| | | | | | | | | | | | | | H | |
| | | | | | | | | | | | | | H | |
| | | | | | | | | | | | | | H | |
| | | | | | | | | | | | | | H | |
| | | | | | | | | | | | | | H | |
| | | | | | | | | | | | | | H | |
| | | | | | | | | | | | | | H | |
| | | | 11000 | 48.57 | -25.43 | 74 | 54.26 | 38.9 | 12.91 | 57.5 | - | - | P | V |
| | | | 11000 | 38.52 | -15.48 | 54 | 44.21 | 38.9 | 12.91 | 57.5 | - | - | A | V |
| | | | 16500 | 49.55 | -18.65 | 68.2 | 52.65 | 38.5 | 16.2 | 57.8 | - | - | P | V |
| | | | | | | | | | | | | | | V |
| | | | | | | | | | | | | | V | |
| | | | | | | | | | | | | | V | |
| | | | | | | | | | | | | | V | |
| | | | | | | | | | | | | | V | |
| | | | | | | | | | | | | | V | |
| | | | | | | | | | | | | | V | |
| | | | | | | | | | | | | | V | |



| WIFI Ant. 6+7 | Note | Frequency (MHz) | Level (dBμV/m) | Margin (dB) | Limit Line (dBμV/m) | Read Level (dBμV) | Antenna Factor (dB/m) | Path Loss (dB) | Preamp Factor (dB) | Ant Pos (cm) | Table Pos (deg) | Peak Avg. (P/A) | Pol. (H/V) |
|------------------------------|------|-------------------|------------------|---------------|-----------------------|-------------------|-------------------------|------------------|----------------------|----------------|-------------------|-----------------|------------|
| 802.11a CH 116 5580MHz | | 11160 | 47.56 | -26.44 | 74 | 52.95 | 39 | 12.98 | 57.37 | - | - | P | H |
| | | 16740 | 50.77 | -17.43 | 68.2 | 54.19 | 38.32 | 16.2 | 57.94 | - | - | P | H |
| | | | | | | | | | | | | | H |
| | | | | | | | | | | | | | H |
| | | | | | | | | | | | | | H |
| | | | | | | | | | | | | | H |
| | | | | | | | | | | | | | H |
| | | | | | | | | | | | | | H |
| | | | | | | | | | | | | | H |
| | | | | | | | | | | | | | H |
| | | | | | | | | | | | | | H |
| | | | | | | | | | | | | | H |
| | | | | | | | | | | | | | H |
| | | | | | | | | | | | | | H |
| | | | | | | | | | | | | | H |
| | | | | | | | | | | | | | H |
| | | | | | | | | | | | | | H |
| | | | | | | | | | | | | | H |
| | | | | | | | | | | | | | H |
| | | | 11160 | 47.91 | -26.09 | 74 | 53.3 | 39 | 12.98 | 57.37 | - | - | P |
| | | 16740 | 50.78 | -17.42 | 68.2 | 54.2 | 38.32 | 16.2 | 57.94 | - | - | P | V |
| | | | | | | | | | | | | | V |
| | | | | | | | | | | | | | V |
| | | | | | | | | | | | | | V |
| | | | | | | | | | | | | | V |
| | | | | | | | | | | | | | V |
| | | | | | | | | | | | | | V |
| | | | | | | | | | | | | | V |
| | | | | | | | | | | | | | V |
| | | | | | | | | | | | | | V |
| | | | | | | | | | | | | | V |
| | | | | | | | | | | | | | V |
| | | | | | | | | | | | | | V |
| | | | | | | | | | | | | | V |
| | | | | | | | | | | | | | V |
| | | | | | | | | | | | | | V |



| WiFi Ant. 6+7 | Note | Frequency (MHz) | Level (dBµV/m) | Margin (dB) | Limit Line (dBµV/m) | Read Level (dBµV) | Antenna Factor (dB/m) | Path Loss (dB) | Preamp Factor (dB) | Ant Pos (cm) | Table Pos (deg) | Peak Avg. (P/A) | Pol. (H/V) | |
|------------------------------|---|-------------------|------------------|---------------|-----------------------|-------------------|-------------------------|------------------|----------------------|----------------|-------------------|-----------------|------------|---|
| 802.11a CH 140 5700MHz | | 11400 | 49.61 | -24.39 | 74 | 54.51 | 39.2 | 13.08 | 57.18 | - | - | P | H | |
| | | 11400 | 39.63 | -14.37 | 54 | 44.53 | 39.2 | 13.08 | 57.18 | - | - | A | H | |
| | | 17100 | 49.9 | -18.3 | 68.2 | 53.82 | 37.9 | 16.22 | 58.04 | - | - | P | H | |
| | | | | | | | | | | | | | H | |
| | | | | | | | | | | | | | H | |
| | | | | | | | | | | | | | H | |
| | | | | | | | | | | | | | H | |
| | | | | | | | | | | | | | H | |
| | | | | | | | | | | | | | H | |
| | | | | | | | | | | | | | H | |
| | | | | | | | | | | | | | H | |
| | | | 11400 | 48.8 | -25.2 | 74 | 53.7 | 39.2 | 13.08 | 57.18 | - | - | P | V |
| | | | 11400 | 38.75 | -15.25 | 54 | 43.65 | 39.2 | 13.08 | 57.18 | - | - | A | V |
| | | | 17100 | 49.55 | -18.65 | 68.2 | 53.47 | 37.9 | 16.22 | 58.04 | - | - | P | V |
| | | | | | | | | | | | | | | V |
| | | | | | | | | | | | | | | V |
| | | | | | | | | | | | | | | V |
| | | | | | | | | | | | | | | V |
| | | | | | | | | | | | | | | V |
| | | | | | | | | | | | | | | V |
| | | | | | | | | | | | | | V | |
| Remark | <ol style="list-style-type: none"> No other spurious found. All results are PASS against Peak and Average limit line. The emission position marked as "-" means no suspected emission found with sufficient margin against limit line or noise floor only. | | | | | | | | | | | | | |



Band 3 - 5470~5725MHz
WIFI 802.11ax HE20 Full (Band Edge @ 3m)

| WIFI Ant. 6+7 | Note | Frequency (MHz) | Level (dBμV/m) | Margin (dB) | Limit Line (dBμV/m) | Read Level (dBμV) | Antenna Factor (dB/m) | Path Loss (dB) | Preamp Factor (dB) | Ant Pos (cm) | Table Pos (deg) | Peak Avg. (P/A) | Pol. (H/V) |
|-----------------------------------|------|-------------------|------------------|---------------|-----------------------|-------------------|-------------------------|------------------|----------------------|----------------|-------------------|-----------------|------------|
| 802.11ax HE20 Full CH 100 5500MHz | | 5454.21 | 55.88 | -18.12 | 74 | 50.96 | 33 | 8.51 | 36.59 | 200 | 61 | P | H |
| | | 5469 | 61.87 | -6.33 | 68.2 | 56.92 | 33 | 8.53 | 36.58 | 200 | 61 | P | H |
| | | 5459.99 | 46.19 | -7.81 | 54 | 41.25 | 33 | 8.52 | 36.58 | 200 | 61 | A | H |
| | * | 5500 | 109.82 | - | - | 104.84 | 33 | 8.56 | 36.58 | 200 | 61 | P | H |
| | * | 5500 | 103.33 | - | - | 98.35 | 33 | 8.56 | 36.58 | 200 | 61 | A | H |
| | | 5456.25 | 59.93 | -14.07 | 74 | 55.01 | 33 | 8.51 | 36.59 | 100 | 110 | P | V |
| | | 5467.3 | 66.72 | -1.48 | 68.2 | 61.78 | 33 | 8.52 | 36.58 | 100 | 110 | P | V |
| | | 5459.82 | 51.04 | -2.96 | 54 | 46.1 | 33 | 8.52 | 36.58 | 100 | 110 | A | V |
| | * | 5500 | 114.62 | - | - | 109.64 | 33 | 8.56 | 36.58 | 100 | 110 | P | V |
| | * | 5500 | 106.96 | - | - | 101.98 | 33 | 8.56 | 36.58 | 100 | 110 | A | V |
| | | | | | | | | | | | | | V |
| | | | | | | | | | | | | | V |
| 802.11ax HE20 Full CH 116 5580MHz | | 5458.75 | 53.58 | -20.42 | 74 | 48.65 | 33 | 8.51 | 36.58 | 197 | 63 | P | H |
| | | 5467.25 | 57.72 | -10.48 | 68.2 | 52.78 | 33 | 8.52 | 36.58 | 197 | 63 | P | H |
| | | 5459.68 | 46.94 | -7.06 | 54 | 42 | 33 | 8.52 | 36.58 | 197 | 63 | A | H |
| | * | 5580 | 111.49 | - | - | 106.41 | 33 | 8.65 | 36.57 | 197 | 63 | P | H |
| | * | 5580 | 105.66 | - | - | 100.58 | 33 | 8.65 | 36.57 | 197 | 63 | A | H |
| | | 5729.09 | 51.37 | -16.83 | 68.2 | 45.51 | 33.63 | 8.78 | 36.55 | 197 | 63 | P | H |
| | | 5459.5 | 58.56 | -15.44 | 74 | 53.62 | 33 | 8.52 | 36.58 | 118 | 103 | P | V |
| | | 5469 | 60.95 | -7.25 | 68.2 | 56 | 33 | 8.53 | 36.58 | 118 | 103 | P | V |
| | | 5459.92 | 51.45 | -2.55 | 54 | 46.51 | 33 | 8.52 | 36.58 | 118 | 103 | A | V |
| | * | 5580 | 115.11 | - | - | 110.03 | 33 | 8.65 | 36.57 | 118 | 103 | P | V |
| * | 5580 | 108.43 | - | - | 103.35 | 33 | 8.65 | 36.57 | 118 | 103 | A | V | |
| | | 5725 | 54.53 | -13.67 | 68.2 | 48.7 | 33.6 | 8.78 | 36.55 | 118 | 103 | P | V |



| | | | | | | | | | | | | | |
|--|---|----------|--------|-------|------|--------|-------|------|-------|-----|-----|---|---|
| 802.11ax HE20 Full CH 140 5700MHz | * | 5700 | 107.13 | - | - | 101.53 | 33.4 | 8.76 | 36.56 | 203 | 63 | P | H |
| | * | 5700 | 100.25 | - | - | 94.65 | 33.4 | 8.76 | 36.56 | 203 | 63 | A | H |
| | | 5726.825 | 64.49 | -3.71 | 68.2 | 58.65 | 33.61 | 8.78 | 36.55 | 203 | 63 | P | H |
| | | | | | | | | | | | | | H |
| | | | | | | | | | | | | | H |
| | | | | | | | | | | | | | H |
| | * | 5700 | 111.35 | - | - | 105.75 | 33.4 | 8.76 | 36.56 | 160 | 126 | P | V |
| | * | 5700 | 104.25 | - | - | 98.65 | 33.4 | 8.76 | 36.56 | 160 | 126 | A | V |
| | | 5726.075 | 66.88 | -1.32 | 68.2 | 61.04 | 33.61 | 8.78 | 36.55 | 160 | 126 | P | V |
| | | | | | | | | | | | | | V |
| | | | | | | | | | | | | V | |
| | | | | | | | | | | | | V | |
| Remark | 1. No other spurious found. 2. All results are PASS against Peak and Average limit line. | | | | | | | | | | | | |



Band 3 5470~5725MHz

WIFI 802.11ax HE20 (Harmonic @ 3m)

| WIFI Ant. 6+7 | Note | Frequency (MHz) | Level (dBμV/m) | Margin (dB) | Limit Line (dBμV/m) | Read Level (dBμV) | Antenna Factor (dB/m) | Path Loss (dB) | Preamp Factor (dB) | Ant Pos (cm) | Table Pos (deg) | Peak Avg. (P/A) | Pol. (H/V) | |
|-----------------------------------|------|-------------------|------------------|---------------|-----------------------|-------------------|-------------------------|------------------|----------------------|----------------|-------------------|-----------------|------------|---|
| 802.11ax HE20 Full CH 100 5500MHz | | 11000 | 47.73 | -26.27 | 74 | 53.42 | 38.9 | 12.91 | 57.5 | - | - | P | H | |
| | | 16500 | 49.12 | -19.08 | 68.2 | 52.22 | 38.5 | 16.2 | 57.8 | - | - | P | H | |
| | | | | | | | | | | | | | H | |
| | | | | | | | | | | | | | H | |
| | | | | | | | | | | | | | H | |
| | | | | | | | | | | | | | H | |
| | | | | | | | | | | | | | H | |
| | | | | | | | | | | | | | H | |
| | | | | | | | | | | | | | H | |
| | | | | | | | | | | | | | H | |
| | | | | | | | | | | | | | H | |
| | | | | | | | | | | | | | H | |
| | | | | | | | | | | | | | H | |
| | | | | | | | | | | | | | H | |
| | | | | | | | | | | | | | H | |
| | | | | | | | | | | | | | H | |
| | | | 11000 | 48.81 | -25.19 | 74 | 54.5 | 38.9 | 12.91 | 57.5 | - | - | P | V |
| | | | 11000 | 38.87 | -15.13 | 54 | 44.56 | 38.9 | 12.91 | 57.5 | - | - | A | V |
| | | 16500 | 50.07 | -18.13 | 68.2 | 53.17 | 38.5 | 16.2 | 57.8 | - | - | P | V | |
| | | | | | | | | | | | | | V | |
| | | | | | | | | | | | | | V | |
| | | | | | | | | | | | | | V | |
| | | | | | | | | | | | | | V | |
| | | | | | | | | | | | | | V | |
| | | | | | | | | | | | | | V | |
| | | | | | | | | | | | | | V | |
| | | | | | | | | | | | | | V | |



| WIFI Ant. 6+7 | Note | Frequency (MHz) | Level (dBμV/m) | Margin (dB) | Limit Line (dBμV/m) | Read Level (dBμV) | Antenna Factor (dB/m) | Path Loss (dB) | Preamp Factor (dB) | Ant Pos (cm) | Table Pos (deg) | Peak Avg. (P/A) | Pol. (H/V) |
|--|------|----------------------|---------------------|------------------|-----------------------------|---------------------------|-------------------------------|------------------------|----------------------------|----------------------|-------------------------|-----------------------|---------------|
| | | 11160 | 48.6 | -25.4 | 74 | 53.99 | 39 | 12.98 | 57.37 | - | - | P | H |
| | | 11160 | 38.77 | -15.23 | 54 | 44.16 | 39 | 12.98 | 57.37 | - | - | A | H |
| | | 16740 | 51.16 | -17.04 | 68.2 | 54.58 | 38.32 | 16.2 | 57.94 | - | - | P | H |
| | | | | | | | | | | | | | H |
| | | | | | | | | | | | | | H |
| | | | | | | | | | | | | | H |
| | | | | | | | | | | | | | H |
| | | | | | | | | | | | | | H |
| | | | | | | | | | | | | | H |
| | | | | | | | | | | | | | H |
| 802.11ax HE20 Full CH 116 5580MHz | | | | | | | | | | | | | H |
| | | 11160 | 48.96 | -25.04 | 74 | 54.35 | 39 | 12.98 | 57.37 | - | - | P | V |
| | | 11160 | 38.99 | -15.01 | 54 | 44.38 | 39 | 12.98 | 57.37 | - | - | A | V |
| | | 16740 | 51.28 | -16.92 | 68.2 | 54.7 | 38.32 | 16.2 | 57.94 | - | - | P | V |
| | | | | | | | | | | | | | V |
| | | | | | | | | | | | | | V |
| | | | | | | | | | | | | | V |
| | | | | | | | | | | | | | V |
| | | | | | | | | | | | | | V |
| | | | | | | | | | | | | | V |
| | | | | | | | | | | | | | V |
| | | | | | | | | | | | | | V |
| | | | | | | | | | | | | | V |



| WiFi Ant. 6+7 | Note | Frequency (MHz) | Level (dBμV/m) | Margin (dB) | Limit Line (dBμV/m) | Read Level (dBμV) | Antenna Factor (dB/m) | Path Loss (dB) | Preamp Factor (dB) | Ant Pos (cm) | Table Pos (deg) | Peak Avg. (P/A) | Pol. (H/V) | |
|--|---|-------------------|------------------|---------------|-----------------------|---------------------|-------------------------|------------------|----------------------|----------------|-------------------|-------------------|--------------|---|
| 802.11ax HE20 Full CH 140 5700MHz | | 11400 | 49.21 | -24.79 | 74 | 54.11 | 39.2 | 13.08 | 57.18 | - | - | P | H | |
| | | 11400 | 39.33 | -14.67 | 54 | 44.23 | 39.2 | 13.08 | 57.18 | - | - | A | H | |
| | | 17100 | 50.25 | -17.95 | 68.2 | 54.17 | 37.9 | 16.22 | 58.04 | - | - | P | H | |
| | | | | | | | | | | | | | H | |
| | | | | | | | | | | | | | H | |
| | | | | | | | | | | | | | H | |
| | | | | | | | | | | | | | H | |
| | | | | | | | | | | | | | H | |
| | | | | | | | | | | | | | H | |
| | | | | | | | | | | | | | H | |
| | | | | | | | | | | | | | H | |
| | | | 11400 | 49.73 | -24.27 | 74 | 54.63 | 39.2 | 13.08 | 57.18 | - | - | P | V |
| | | | 11400 | 39.79 | -14.21 | 54 | 44.69 | 39.2 | 13.08 | 57.18 | - | - | A | V |
| | | | 17100 | 51.7 | -16.5 | 68.2 | 55.62 | 37.9 | 16.22 | 58.04 | - | - | P | V |
| | | | | | | | | | | | | | | V |
| | | | | | | | | | | | | | | V |
| | | | | | | | | | | | | | | V |
| | | | | | | | | | | | | | | V |
| | | | | | | | | | | | | | | V |
| | | | | | | | | | | | | | | V |
| | | | | | | | | | | | | | V | |
| Remark | <ol style="list-style-type: none"> No other spurious found. All results are PASS against Peak and Average limit line. The emission position marked as "-" means no suspected emission found with sufficient margin against limit line or noise floor only. | | | | | | | | | | | | | |



Band 3 5470~5725MHz
WIFI 802.11ax HE20 Partial 106 (Band Edge @ 3m)

| WIFI Ant. 6+7 | Note | Frequency (MHz) | Level (dBμV/m) | Margin (dB) | Limit Line (dBμV/m) | Read Level (dBμV) | Antenna Factor (dB/m) | Path Loss (dB) | Preamp Factor (dB) | Ant Pos (cm) | Table Pos (deg) | Peak Avg. (P/A) | Pol. (H/V) | |
|---|---|-------------------|------------------|---------------|-----------------------|-------------------|-------------------------|------------------|----------------------|----------------|-------------------|-----------------|------------|---|
| 802.11ax HE20 Partial 106/53 CH 100 5500MHz | | 5459.99 | 55.71 | -18.29 | 74 | 50.77 | 33 | 8.52 | 36.58 | 383 | 114 | P | H | |
| | | 5468.83 | 60.18 | -8.02 | 68.2 | 55.23 | 33 | 8.53 | 36.58 | 383 | 114 | P | H | |
| | | 5459.82 | 38.61 | -15.39 | 54 | 33.67 | 33 | 8.52 | 36.58 | 383 | 114 | A | H | |
| | * | 5500 | 99.74 | - | - | 94.76 | 33 | 8.56 | 36.58 | 383 | 114 | P | H | |
| | * | 5500 | 93.49 | - | - | 88.51 | 33 | 8.56 | 36.58 | 383 | 114 | A | H | |
| | | | | | | | | | | | | | | H |
| | | | 5459.48 | 60.59 | -13.41 | 74 | 55.65 | 33 | 8.52 | 36.58 | 111 | 98 | P | V |
| | | | 5469.51 | 66.01 | -2.19 | 68.2 | 61.06 | 33 | 8.53 | 36.58 | 111 | 98 | P | V |
| | | | 5459.82 | 42.87 | -11.13 | 54 | 37.93 | 33 | 8.52 | 36.58 | 111 | 98 | A | V |
| | | * | 5500 | 110.08 | - | - | 105.1 | 33 | 8.56 | 36.58 | 111 | 98 | P | V |
| | * | 5500 | 101.69 | - | - | 96.71 | 33 | 8.56 | 36.58 | 111 | 98 | A | V | |
| | | | | | | | | | | | | | V | |
| 802.11ax HE20 Partial 106/54 CH 140 5700MHz | * | 5700 | 102.77 | - | - | 97.17 | 33.4 | 8.76 | 36.56 | 400 | 122 | P | H | |
| | * | 5700 | 95.27 | - | - | 89.67 | 33.4 | 8.76 | 36.56 | 400 | 122 | A | H | |
| | | 5731.625 | 61.67 | -6.53 | 68.2 | 55.79 | 33.65 | 8.78 | 36.55 | 400 | 122 | P | H | |
| | | | | | | | | | | | | | | H |
| | | | | | | | | | | | | | | H |
| | | | | | | | | | | | | | | H |
| | * | 5700 | 109.37 | - | - | 103.77 | 33.4 | 8.76 | 36.56 | 126 | 118 | P | V | |
| | * | 5700 | 101.33 | - | - | 95.73 | 33.4 | 8.76 | 36.56 | 126 | 118 | A | V | |
| | | | 5729.975 | 66.38 | -1.82 | 68.2 | 60.51 | 33.64 | 8.78 | 36.55 | 126 | 118 | P | V |
| | | | | | | | | | | | | | V | |
| | | | | | | | | | | | | | V | |
| | | | | | | | | | | | | | V | |
| Remark | 1. No other spurious found. 2. All results are PASS against Peak and Average limit line. | | | | | | | | | | | | | |



Band 3 5470~5725MHz
WIFI 802.11ax HE40 Full (Band Edge @ 3m)

| WIFI Ant. 6+7 | Note | Frequency (MHz) | Level (dBμV/m) | Margin (dB) | Limit Line (dBμV/m) | Read Level (dBμV) | Antenna Factor (dB/m) | Path Loss (dB) | Preamp Factor (dB) | Ant Pos (cm) | Table Pos (deg) | Peak Avg. (P/A) | Pol. (H/V) |
|-----------------------------------|------|-------------------|------------------|---------------|-----------------------|---------------------|-------------------------|------------------|----------------------|----------------|-------------------|-------------------|--------------|
| 802.11ax HE40 Full CH 102 5510MHz | | 5459.2 | 54.42 | -19.58 | 74 | 49.48 | 33 | 8.52 | 36.58 | 100 | 70 | P | H |
| | | 5468.44 | 57.28 | -10.92 | 68.2 | 52.33 | 33 | 8.53 | 36.58 | 100 | 70 | P | H |
| | | 5459.62 | 44.63 | -9.37 | 54 | 39.69 | 33 | 8.52 | 36.58 | 100 | 70 | A | H |
| | * | 5510 | 104.24 | - | - | 99.25 | 33 | 8.57 | 36.58 | 100 | 70 | P | H |
| | * | 5510 | 98.2 | - | - | 93.21 | 33 | 8.57 | 36.58 | 100 | 70 | A | H |
| | | 5759.96 | 45.72 | -22.48 | 68.2 | 39.6 | 33.86 | 8.81 | 36.55 | 100 | 70 | P | H |
| | | 5457.73 | 59.68 | -14.32 | 74 | 54.76 | 33 | 8.51 | 36.59 | 150 | 120 | P | V |
| | | 5469.28 | 62.23 | -5.97 | 68.2 | 57.28 | 33 | 8.53 | 36.58 | 150 | 120 | P | V |
| | | 5460 | 47.65 | -6.35 | 54 | 42.71 | 33 | 8.52 | 36.58 | 150 | 120 | A | V |
| | * | 5510 | 108.44 | - | - | 103.45 | 33 | 8.57 | 36.58 | 150 | 120 | P | V |
| | * | 5510 | 102.06 | - | - | 97.07 | 33 | 8.57 | 36.58 | 150 | 120 | A | V |
| | | 5753.975 | 46.42 | -21.78 | 68.2 | 40.35 | 33.82 | 8.8 | 36.55 | 150 | 120 | P | V |
| 802.11ax HE40 Full CH 110 5550MHz | | 5434.48 | 57.63 | -16.37 | 74 | 52.73 | 33 | 8.49 | 36.59 | 100 | 74 | P | H |
| | | 5466.16 | 58.85 | -9.35 | 68.2 | 53.91 | 33 | 8.52 | 36.58 | 100 | 74 | P | H |
| | | 5458.9 | 46.91 | -7.09 | 54 | 41.98 | 33 | 8.51 | 36.58 | 100 | 74 | A | H |
| | * | 5550 | 105.59 | - | - | 100.55 | 33 | 8.61 | 36.57 | 100 | 74 | P | H |
| | * | 5550 | 99.48 | - | - | 94.44 | 33 | 8.61 | 36.57 | 100 | 74 | A | H |
| | | 5736.965 | 48.63 | -19.57 | 68.2 | 42.69 | 33.7 | 8.79 | 36.55 | 100 | 74 | P | H |
| | | 5456.92 | 59.83 | -14.17 | 74 | 54.91 | 33 | 8.51 | 36.59 | 150 | 118 | P | V |
| | | 5466.16 | 61.62 | -6.58 | 68.2 | 56.68 | 33 | 8.52 | 36.58 | 150 | 118 | P | V |
| | | 5457.8 | 50.01 | -3.99 | 54 | 45.09 | 33 | 8.51 | 36.59 | 150 | 118 | A | V |
| | * | 5550 | 111.45 | - | - | 106.41 | 33 | 8.61 | 36.57 | 150 | 118 | P | V |
| | * | 5550 | 103.99 | - | - | 98.95 | 33 | 8.61 | 36.57 | 150 | 118 | A | V |
| | | 5735.705 | 49.81 | -18.39 | 68.2 | 43.88 | 33.69 | 8.79 | 36.55 | 150 | 118 | P | V |



| | | | | | | | | | | | | | |
|--|---|----------|--------|--------|------|-------|-------|------|-------|-----|-----|---|---|
| 802.11ax HE40 Full CH 134 5670MHz | | 5408.45 | 44.91 | -29.09 | 74 | 40.04 | 33 | 8.46 | 36.59 | 100 | 79 | P | H |
| | | 5470 | 44.18 | -24.02 | 68.2 | 39.23 | 33 | 8.53 | 36.58 | 100 | 79 | P | H |
| | | 5458.85 | 37.88 | -16.12 | 54 | 32.95 | 33 | 8.51 | 36.58 | 100 | 79 | A | H |
| | * | 5670 | 102.22 | - | - | 96.83 | 33.22 | 8.73 | 36.56 | 100 | 79 | P | H |
| | * | 5670 | 96.22 | - | - | 90.83 | 33.22 | 8.73 | 36.56 | 100 | 79 | A | H |
| | | 5725.625 | 60.11 | -8.09 | 68.2 | 54.28 | 33.6 | 8.78 | 36.55 | 100 | 79 | P | H |
| | | 5389.9 | 45.4 | -28.6 | 74 | 40.54 | 33 | 8.45 | 36.59 | 150 | 127 | P | V |
| | | 5465.5 | 45.38 | -22.82 | 68.2 | 40.44 | 33 | 8.52 | 36.58 | 150 | 127 | P | V |
| | | 5450.1 | 38.21 | -15.79 | 54 | 33.29 | 33 | 8.51 | 36.59 | 150 | 127 | A | V |
| | * | 5670 | 106.89 | - | - | 101.5 | 33.22 | 8.73 | 36.56 | 150 | 127 | P | V |
| | * | 5670 | 101.59 | - | - | 96.2 | 33.22 | 8.73 | 36.56 | 150 | 127 | A | V |
| | | 5727.725 | 66.95 | -1.25 | 68.2 | 61.1 | 33.62 | 8.78 | 36.55 | 150 | 127 | P | V |
| Remark | 1. No other spurious found. 2. All results are PASS against Peak and Average limit line. | | | | | | | | | | | | |



| WIFI Ant. 6+7 | Note | Frequency (MHz) | Level (dBμV/m) | Margin (dB) | Limit Line (dBμV/m) | Read Level (dBμV) | Antenna Factor (dB/m) | Path Loss (dB) | Preamp Factor (dB) | Ant Pos (cm) | Table Pos (deg) | Peak Avg. (P/A) | Pol. (H/V) | |
|--|------|-------------------|------------------|---------------|-----------------------|---------------------|-------------------------|------------------|----------------------|----------------|-------------------|-------------------|--------------|---|
| 802.11ax HE40 Full CH 110 5550MHz | | 11100 | 49.16 | -24.84 | 74 | 54.63 | 39 | 12.95 | 57.42 | - | - | P | H | |
| | | 11100 | 39.21 | -14.79 | 54 | 44.68 | 39 | 12.95 | 57.42 | - | - | A | H | |
| | | 16650 | 50.42 | -17.78 | 68.2 | 53.81 | 38.3 | 16.2 | 57.89 | - | - | P | H | |
| | | | | | | | | | | | | | H | |
| | | | | | | | | | | | | | H | |
| | | | | | | | | | | | | | H | |
| | | | | | | | | | | | | | H | |
| | | | | | | | | | | | | | H | |
| | | | | | | | | | | | | | H | |
| | | | | | | | | | | | | | H | |
| | | | | | | | | | | | | | H | |
| | | | 11100 | 48.74 | -25.26 | 74 | 54.21 | 39 | 12.95 | 57.42 | - | - | P | V |
| | | | 11100 | 38.79 | -15.21 | 54 | 44.26 | 39 | 12.95 | 57.42 | - | - | A | V |
| | | | 16650 | 50.14 | -18.06 | 68.2 | 53.53 | 38.3 | 16.2 | 57.89 | - | - | P | V |
| | | | | | | | | | | | | | | V |
| | | | | | | | | | | | | | | V |
| | | | | | | | | | | | | | | V |
| | | | | | | | | | | | | | | V |
| | | | | | | | | | | | | | | V |
| | | | | | | | | | | | | | V | |
| | | | | | | | | | | | | | V | |



Band 3 5470~5725MHz
WIFI 802.11ax HE40 Partial 242 (Band Edge @ 3m)

| WIFI Ant. 6+7 | Note | Frequency (MHz) | Level (dBμV/m) | Margin (dB) | Limit Line (dBμV/m) | Read Level (dBμV) | Antenna Factor (dB/m) | Path Loss (dB) | Preamp Factor (dB) | Ant Pos (cm) | Table Pos (deg) | Peak Avg. (P/A) | Pol. (H/V) |
|---|---|-------------------|------------------|---------------|-----------------------|-------------------|-------------------------|------------------|----------------------|----------------|-------------------|-----------------|------------|
| 802.11ax HE40 Partial 242/61 CH 102 5510MHz | | 5459.2 | 53.15 | -20.85 | 74 | 48.21 | 33 | 8.52 | 36.58 | 400 | 117 | P | H |
| | | 5465.92 | 55.29 | -12.91 | 68.2 | 50.35 | 33 | 8.52 | 36.58 | 400 | 117 | P | H |
| | | 5456.26 | 40.22 | -13.78 | 54 | 35.3 | 33 | 8.51 | 36.59 | 400 | 117 | A | H |
| | * | 5510 | 98.62 | - | - | 93.63 | 33 | 8.57 | 36.58 | 400 | 117 | P | H |
| | * | 5510 | 91 | - | - | 86.01 | 33 | 8.57 | 36.58 | 400 | 117 | A | H |
| | | 5758.385 | 46.16 | -22.04 | 68.2 | 40.06 | 33.85 | 8.8 | 36.55 | 400 | 117 | P | H |
| | | 5458.78 | 62.57 | -11.43 | 74 | 57.64 | 33 | 8.51 | 36.58 | 130 | 115 | P | V |
| | | 5469.7 | 65.46 | -2.74 | 68.2 | 60.51 | 33 | 8.53 | 36.58 | 130 | 115 | P | V |
| | | 5459.2 | 47.19 | -6.81 | 54 | 42.25 | 33 | 8.52 | 36.58 | 130 | 115 | A | V |
| | * | 5510 | 105.94 | - | - | 100.95 | 33 | 8.57 | 36.58 | 130 | 115 | P | V |
| | * | 5510 | 99.21 | - | - | 94.22 | 33 | 8.57 | 36.58 | 130 | 115 | A | V |
| | | 5757.755 | 47.18 | -21.02 | 68.2 | 41.08 | 33.85 | 8.8 | 36.55 | 130 | 115 | P | V |
| 802.11ax HE40 Partial 242/62 CH 134 5670MHz | | 5392.35 | 46.71 | -27.29 | 74 | 41.85 | 33 | 8.45 | 36.59 | 400 | 107 | P | H |
| | | 5466.9 | 45.83 | -22.37 | 68.2 | 40.89 | 33 | 8.52 | 36.58 | 400 | 107 | P | H |
| | | 5456.4 | 37.87 | -16.13 | 54 | 32.95 | 33 | 8.51 | 36.59 | 400 | 107 | A | H |
| | * | 5670 | 101.58 | - | - | 96.19 | 33.22 | 8.73 | 36.56 | 400 | 107 | P | H |
| | * | 5670 | 94.87 | - | - | 89.48 | 33.22 | 8.73 | 36.56 | 400 | 107 | A | H |
| | | 5728.95 | 64.45 | -3.75 | 68.2 | 58.59 | 33.63 | 8.78 | 36.55 | 400 | 107 | P | H |
| | | 5380.1 | 47.05 | -26.95 | 74 | 42.2 | 33 | 8.44 | 36.59 | 123 | 115 | P | V |
| | | 5464.8 | 46.07 | -22.13 | 68.2 | 41.13 | 33 | 8.52 | 36.58 | 123 | 115 | P | V |
| | | 5459.2 | 38.1 | -15.9 | 54 | 33.16 | 33 | 8.52 | 36.58 | 123 | 115 | A | V |
| | * | 5670 | 105.97 | - | - | 100.58 | 33.22 | 8.73 | 36.56 | 123 | 115 | P | V |
| * | 5670 | 98.62 | - | - | 93.23 | 33.22 | 8.73 | 36.56 | 123 | 115 | A | V | |
| | 5729.125 | 66.13 | -2.07 | 68.2 | 60.27 | 33.63 | 8.78 | 36.55 | 123 | 115 | P | V | |
| Remark | 1. No other spurious found. 2. All results are PASS against Peak and Average limit line. | | | | | | | | | | | | |



Band 3 5470~5725MHz
WIFI 802.11ax HE80 Full (Band Edge @ 3m)

| WIFI Ant. 6+7 | Note | Frequency (MHz) | Level (dBμV/m) | Margin (dB) | Limit Line (dBμV/m) | Read Level (dBμV) | Antenna Factor (dB/m) | Path Loss (dB) | Preamp Factor (dB) | Ant Pos (cm) | Table Pos (deg) | Peak Avg. (P/A) | Pol. (H/V) |
|-----------------------------------|---|-------------------|------------------|---------------|-----------------------|-------------------|-------------------------|------------------|----------------------|----------------|-------------------|-----------------|------------|
| 802.11ax HE80 Full CH 106 5530MHz | | 5455.57 | 55.5 | -18.5 | 74 | 50.58 | 33 | 8.51 | 36.59 | 100 | 72 | P | H |
| | | 5469.14 | 54.56 | -13.64 | 68.2 | 49.61 | 33 | 8.53 | 36.58 | 100 | 72 | P | H |
| | | 5459.25 | 47.05 | -6.95 | 54 | 42.11 | 33 | 8.52 | 36.58 | 100 | 72 | A | H |
| | * | 5530 | 102.87 | - | - | 97.86 | 33 | 8.59 | 36.58 | 100 | 72 | P | H |
| | * | 5530 | 95.99 | - | - | 90.98 | 33 | 8.59 | 36.58 | 100 | 72 | A | H |
| | | 5729.72 | 45.79 | -22.41 | 68.2 | 39.92 | 33.64 | 8.78 | 36.55 | 100 | 72 | P | H |
| | | 5457.87 | 58.3 | -15.7 | 74 | 53.38 | 33 | 8.51 | 36.59 | 146 | 115 | P | V |
| | | 5469.6 | 61.48 | -6.72 | 68.2 | 56.53 | 33 | 8.53 | 36.58 | 146 | 115 | P | V |
| | | 5457.18 | 50.38 | -3.62 | 54 | 45.46 | 33 | 8.51 | 36.59 | 146 | 115 | A | V |
| | * | 5530 | 106.21 | - | - | 101.2 | 33 | 8.59 | 36.58 | 146 | 115 | P | V |
| | * | 5530 | 99.78 | - | - | 94.77 | 33 | 8.59 | 36.58 | 146 | 115 | A | V |
| | 5751.455 | 47.5 | -20.7 | 68.2 | 41.44 | 33.81 | 8.8 | 36.55 | 146 | 115 | P | V | |
| 802.11ax HE80 Full CH 122 5610MHz | | 5460.05 | 55.2 | -13 | 68.2 | 50.26 | 33 | 8.52 | 36.58 | 219 | 14 | P | H |
| | | 5467.18 | 55.35 | -12.85 | 68.2 | 50.41 | 33 | 8.52 | 36.58 | 219 | 14 | P | H |
| | | 5459.43 | 46.37 | -7.63 | 54 | 41.43 | 33 | 8.52 | 36.58 | 219 | 14 | A | H |
| | * | 5610 | 99.95 | - | - | 94.82 | 33.02 | 8.68 | 36.57 | 219 | 14 | P | H |
| | * | 5610 | 93.85 | - | - | 88.72 | 33.02 | 8.68 | 36.57 | 219 | 14 | A | H |
| | | 5728.775 | 53.35 | -14.85 | 68.2 | 47.49 | 33.63 | 8.78 | 36.55 | 219 | 14 | P | H |
| | | 5446.41 | 58.44 | -15.56 | 74 | 53.53 | 33 | 8.5 | 36.59 | 100 | 116 | P | V |
| | | 5467.18 | 58.98 | -9.22 | 68.2 | 54.04 | 33 | 8.52 | 36.58 | 100 | 116 | P | V |
| | | 5454.47 | 50.56 | -3.44 | 54 | 45.64 | 33 | 8.51 | 36.59 | 100 | 116 | A | V |
| | * | 5610 | 106.88 | - | - | 101.75 | 33.02 | 8.68 | 36.57 | 100 | 116 | P | V |
| | * | 5610 | 99.87 | - | - | 94.74 | 33.02 | 8.68 | 36.57 | 100 | 116 | A | V |
| | 5736.965 | 57.91 | -10.29 | 68.2 | 51.97 | 33.7 | 8.79 | 36.55 | 100 | 116 | P | V | |
| Remark | 1. No other spurious found. 2. All results are PASS against Peak and Average limit line. | | | | | | | | | | | | |



Band 3 5470~5725MHz

WIFI 802.11ax HE80 Full (Harmonic @ 3m)

| WIFI Ant. 6+7 | Note | Frequency (MHz) | Level (dBμV/m) | Margin (dB) | Limit Line (dBμV/m) | Read Level (dBμV) | Antenna Factor (dB/m) | Path Loss (dB) | Preamp Factor (dB) | Ant Pos (cm) | Table Pos (deg) | Peak Avg. (P/A) | Pol. (H/V) | |
|--|------|-------------------|------------------|---------------|-----------------------|-------------------|-------------------------|------------------|----------------------|----------------|-------------------|-----------------|------------|---|
| 802.11ax HE80 Full CH 106 5530MHz | | 11060 | 48.75 | -25.25 | 74 | 54.43 | 38.84 | 12.93 | 57.45 | - | - | P | H | |
| | | 11060 | 38.8 | -15.2 | 54 | 44.48 | 38.84 | 12.93 | 57.45 | - | - | A | H | |
| | | 16590 | 48.96 | -19.24 | 68.2 | 52.69 | 37.92 | 16.2 | 57.85 | - | - | P | H | |
| | | | | | | | | | | | | | H | |
| | | | | | | | | | | | | | H | |
| | | | | | | | | | | | | | H | |
| | | | | | | | | | | | | | H | |
| | | | | | | | | | | | | | H | |
| | | | | | | | | | | | | | H | |
| | | | | | | | | | | | | | H | |
| | | | | | | | | | | | | | H | |
| | | | 11060 | 48.91 | -25.09 | 74 | 54.59 | 38.84 | 12.93 | 57.45 | - | - | P | V |
| | | | 11060 | 38.88 | -15.12 | 54 | 44.56 | 38.84 | 12.93 | 57.45 | - | - | A | V |
| | | | 16590 | 49.14 | -19.06 | 68.2 | 52.87 | 37.92 | 16.2 | 57.85 | - | - | P | V |
| | | | | | | | | | | | | | | V |
| | | | | | | | | | | | | | | V |
| | | | | | | | | | | | | | | V |
| | | | | | | | | | | | | | | V |
| | | | | | | | | | | | | | V | |
| | | | | | | | | | | | | | V | |



| WiFi Ant. 6+7 | Note | Frequency (MHz) | Level (dBμV/m) | Margin (dB) | Limit Line (dBμV/m) | Read Level (dBμV) | Antenna Factor (dB/m) | Path Loss (dB) | Preamp Factor (dB) | Ant Pos (cm) | Table Pos (deg) | Peak Avg. (P/A) | Pol. (H/V) | |
|--|---|-------------------|------------------|---------------|-----------------------|---------------------|-------------------------|------------------|----------------------|----------------|-------------------|-------------------|--------------|---|
| 802.11ax HE80 Full CH 122 5610MHz | | 11220 | 49.15 | -24.85 | 74 | 54.43 | 39.04 | 13 | 57.32 | - | - | P | H | |
| | | 11220 | 39.19 | -14.81 | 54 | 44.47 | 39.04 | 13 | 57.32 | - | - | A | H | |
| | | 16830 | 50.68 | -17.52 | 68.2 | 54.54 | 37.94 | 16.2 | 58 | - | - | P | H | |
| | | | | | | | | | | | | | H | |
| | | | | | | | | | | | | | H | |
| | | | | | | | | | | | | | H | |
| | | | | | | | | | | | | | H | |
| | | | | | | | | | | | | | H | |
| | | | | | | | | | | | | | H | |
| | | | | | | | | | | | | | H | |
| | | | | | | | | | | | | | H | |
| | | | 11220 | 48.26 | -25.74 | 74 | 53.54 | 39.04 | 13 | 57.32 | - | - | P | V |
| | | | 11220 | 38.3 | -15.7 | 54 | 43.58 | 39.04 | 13 | 57.32 | - | - | A | V |
| | | | 16830 | 50.74 | -17.46 | 68.2 | 54.6 | 37.94 | 16.2 | 58 | - | - | P | V |
| | | | | | | | | | | | | | | V |
| | | | | | | | | | | | | | | V |
| | | | | | | | | | | | | | | V |
| | | | | | | | | | | | | | | V |
| | | | | | | | | | | | | | | V |
| | | | | | | | | | | | | | V | |
| | | | | | | | | | | | | | V | |
| Remark | <ol style="list-style-type: none"> No other spurious found. All results are PASS against Peak and Average limit line. The emission position marked as "-" means no suspected emission found with sufficient margin against limit line or noise floor only. | | | | | | | | | | | | | |



Band 3 5470~5725MHz
WIFI 802.11ax HE80 Partial 484 (Band Edge @ 3m)

| WIFI Ant. 6+7 | Note | Frequency (MHz) | Level (dBμV/m) | Margin (dB) | Limit Line (dBμV/m) | Read Level (dBμV) | Antenna Factor (dB/m) | Path Loss (dB) | Preamp Factor (dB) | Ant Pos (cm) | Table Pos (deg) | Peak Avg. (P/A) | Pol. (H/V) |
|---|---|-------------------|------------------|---------------|-----------------------|-------------------|-------------------------|------------------|----------------------|----------------|-------------------|-----------------|------------|
| 802.11ax HE80 Partial 484/65 CH 106 5530MHz | | 5459.71 | 63.41 | -10.59 | 74 | 58.47 | 33 | 8.52 | 36.58 | 123 | 69 | P | H |
| | | 5469.83 | 66.33 | -1.87 | 68.2 | 61.38 | 33 | 8.53 | 36.58 | 123 | 69 | P | H |
| | | 5459.48 | 48.48 | -5.52 | 54 | 43.54 | 33 | 8.52 | 36.58 | 123 | 69 | A | H |
| | * | 5530 | 99.97 | - | - | 94.96 | 33 | 8.59 | 36.58 | 123 | 69 | P | H |
| | * | 5530 | 93.32 | - | - | 88.31 | 33 | 8.59 | 36.58 | 123 | 69 | A | H |
| | | 5757.44 | 51.22 | -16.98 | 68.2 | 45.13 | 33.84 | 8.8 | 36.55 | 123 | 69 | P | H |
| | | 5459.02 | 63.57 | -10.43 | 74 | 58.64 | 33 | 8.51 | 36.58 | 275 | 360 | P | V |
| | | 5470 | 67.07 | -1.13 | 68.2 | 62.12 | 33 | 8.53 | 36.58 | 275 | 360 | P | V |
| | | 5459.25 | 48.4 | -5.6 | 54 | 43.46 | 33 | 8.52 | 36.58 | 275 | 360 | A | V |
| | * | 5530 | 106.66 | - | - | 101.65 | 33 | 8.59 | 36.58 | 275 | 360 | P | V |
| | * | 5530 | 98.62 | - | - | 93.61 | 33 | 8.59 | 36.58 | 275 | 360 | A | V |
| | | 5752.085 | 55.49 | -12.71 | 68.2 | 49.43 | 33.81 | 8.8 | 36.55 | 275 | 360 | P | V |
| 802.11ax HE80 Partial 484/66 CH 122 5610MHz | | 5441.45 | 55.66 | -18.34 | 74 | 50.75 | 33 | 8.5 | 36.59 | 379 | 116 | P | H |
| | | 5466.56 | 55.21 | -12.99 | 68.2 | 50.27 | 33 | 8.52 | 36.58 | 379 | 116 | P | H |
| | | 5444.24 | 42.85 | -11.15 | 54 | 37.94 | 33 | 8.5 | 36.59 | 379 | 116 | A | H |
| | * | 5610 | 99.96 | - | - | 94.83 | 33.02 | 8.68 | 36.57 | 379 | 116 | P | H |
| | * | 5610 | 91.89 | - | - | 86.76 | 33.02 | 8.68 | 36.57 | 379 | 116 | A | H |
| | | 5729.09 | 64.33 | -3.87 | 68.2 | 58.47 | 33.63 | 8.78 | 36.55 | 379 | 116 | P | H |
| | | 5447.03 | 60.26 | -13.74 | 74 | 55.35 | 33 | 8.5 | 36.59 | 194 | 311 | P | V |
| | | 5461.6 | 60.02 | -8.18 | 68.2 | 55.08 | 33 | 8.52 | 36.58 | 194 | 311 | P | V |
| | | 5456.02 | 46.68 | -7.32 | 54 | 41.76 | 33 | 8.51 | 36.59 | 194 | 311 | A | V |
| | * | 5610 | 109.1 | - | - | 103.97 | 33.02 | 8.68 | 36.57 | 194 | 311 | P | V |
| * | 5610 | 101.03 | - | - | 95.9 | 33.02 | 8.68 | 36.57 | 194 | 311 | A | V | |
| | 5730.035 | 66.86 | -1.34 | 68.2 | 60.99 | 33.64 | 8.78 | 36.55 | 194 | 311 | P | V | |
| Remark | 1. No other spurious found. 2. All results are PASS against Peak and Average limit line. | | | | | | | | | | | | |



Band 3 5470~5725MHz

WIFI 802.11ax HE160 Full (Band Edge @ 3m)

| WIFI Ant. 6+7 | Note | Frequency (MHz) | Level (dBμV/m) | Margin (dB) | Limit Line (dBμV/m) | Read Level (dBμV) | Antenna Factor (dB/m) | Path Loss (dB) | Preamp Factor (dB) | Ant Pos (cm) | Table Pos (deg) | Peak Avg. (P/A) | Pol. (H/V) |
|------------------------------------|---|-------------------|------------------|---------------|-----------------------|-------------------|-------------------------|------------------|----------------------|----------------|-------------------|-----------------|------------|
| 802.11ax HE160 Full CH 114 5570MHz | | 5447.03 | 50.23 | -23.77 | 74 | 45.32 | 33 | 8.5 | 36.59 | 100 | 71 | P | H |
| | | 5465.01 | 48.73 | -19.47 | 68.2 | 43.79 | 33 | 8.52 | 36.58 | 100 | 71 | P | H |
| | | 5425.33 | 44.95 | -9.05 | 54 | 40.06 | 33 | 8.48 | 36.59 | 100 | 71 | A | H |
| | * | 5570 | 95.98 | - | - | 90.91 | 33 | 8.64 | 36.57 | 100 | 71 | P | H |
| | * | 5570 | 89.54 | - | - | 84.47 | 33 | 8.64 | 36.57 | 100 | 71 | A | H |
| | | 5746.415 | 51.6 | -16.6 | 68.2 | 45.59 | 33.77 | 8.79 | 36.55 | 100 | 71 | P | H |
| | | 5443 | 57.82 | -16.18 | 74 | 52.91 | 33 | 8.5 | 36.59 | 195 | 305 | P | V |
| | | 5466.56 | 58.47 | -9.73 | 68.2 | 53.53 | 33 | 8.52 | 36.58 | 195 | 305 | P | V |
| | | 5453.54 | 52.16 | -1.84 | 54 | 47.24 | 33 | 8.51 | 36.59 | 195 | 305 | A | V |
| | * | 5570 | 106.15 | - | - | 101.08 | 33 | 8.64 | 36.57 | 195 | 305 | P | V |
| * | 5570 | 97.57 | - | - | 92.5 | 33 | 8.64 | 36.57 | 195 | 305 | A | V | |
| | | 5725 | 58 | -10.2 | 68.2 | 52.17 | 33.6 | 8.78 | 36.55 | 195 | 305 | P | V |
| Remark | 1. No other spurious found. 2. All results are PASS against Peak and Average limit line. | | | | | | | | | | | | |



Band 3 5470~5725MHz

WIFI 802.11ax HE160 Full (Harmonic @ 3m)

| WIFI Ant. 6+7 | Note | Frequency (MHz) | Level (dBµV/m) | Margin (dB) | Limit Line (dBµV/m) | Read Level (dBµV) | Antenna Factor (dB/m) | Path Loss (dB) | Preamp Factor (dB) | Ant Pos (cm) | Table Pos (deg) | Peak Avg. (P/A) | Pol. (H/V) | |
|---|--|-------------------|------------------|---------------|-----------------------|-------------------|-------------------------|------------------|----------------------|----------------|-------------------|-----------------|------------|---|
| 802.11ax HE160 Full CH 114 5570MHz | | 11140 | 48.86 | -25.14 | 74 | 54.28 | 39 | 12.97 | 57.39 | - | - | P | H | |
| | | 11140 | 38.85 | -15.15 | 54 | 44.27 | 39 | 12.97 | 57.39 | - | - | A | H | |
| | | 16710 | 52.08 | -16.12 | 68.2 | 55.43 | 38.38 | 16.2 | 57.93 | - | - | P | H | |
| | | | | | | | | | | | | | H | |
| | | | | | | | | | | | | | H | |
| | | | | | | | | | | | | | H | |
| | | | | | | | | | | | | | H | |
| | | | | | | | | | | | | | H | |
| | | | | | | | | | | | | | H | |
| | | | | | | | | | | | | | H | |
| | | | | | | | | | | | | | H | |
| | | | | | | | | | | | | | H | |
| | | | | | | | | | | | | | V | |
| | | | 11140 | 49.86 | -24.14 | 74 | 55.28 | 39 | 12.97 | 57.39 | - | - | P | V |
| | | | 11140 | 39.81 | -14.19 | 54 | 45.23 | 39 | 12.97 | 57.39 | - | - | A | V |
| | | | 16710 | 51.69 | -16.51 | 68.2 | 55.04 | 38.38 | 16.2 | 57.93 | - | - | P | V |
| | | | | | | | | | | | | | | V |
| | | | | | | | | | | | | | | V |
| | | | | | | | | | | | | | V | |
| | | | | | | | | | | | | | V | |
| | | | | | | | | | | | | | V | |
| | | | | | | | | | | | | | V | |
| Remark | 1. No other spurious found. 2. All results are PASS against Peak and Average limit line. 3. The emission position marked as "-" means no suspected emission found with sufficient margin against limit line or noise floor only. | | | | | | | | | | | | | |



**Band 3 5470~5725MHz
WIFI 802.11ax HE160 Partial 996 (Band Edge @ 3m)**

| WIFI Ant. 6+7 | Note | Frequency (MHz) | Level (dBμV/m) | Margin (dB) | Limit Line (dBμV/m) | Read Level (dBμV) | Antenna Factor (dB/m) | Path Loss (dB) | Preamp Factor (dB) | Ant Pos (cm) | Table Pos (deg) | Peak Avg. (P/A) | Pol. (H/V) |
|---|---|-------------------|------------------|---------------|-----------------------|-------------------|-------------------------|------------------|----------------------|----------------|-------------------|-----------------|------------|
| 802.11ax HE160 Partial 996/67 CH 114 5570MHz | | 5444.24 | 60.02 | -13.98 | 74 | 55.11 | 33 | 8.5 | 36.59 | 317 | 325 | P | H |
| | | 5466.25 | 58.91 | -9.29 | 68.2 | 53.97 | 33 | 8.52 | 36.58 | 317 | 325 | P | H |
| | | 5444.24 | 46.88 | -7.12 | 54 | 41.97 | 33 | 8.5 | 36.59 | 317 | 325 | A | H |
| | * | 5570 | 97.69 | - | - | 92.62 | 33 | 8.64 | 36.57 | 317 | 325 | P | H |
| | * | 5570 | 89.49 | - | - | 84.42 | 33 | 8.64 | 36.57 | 317 | 325 | A | H |
| | | 5728.775 | 53.01 | -15.19 | 68.2 | 47.15 | 33.63 | 8.78 | 36.55 | 317 | 325 | P | H |
| | | 5444.24 | 67 | -7 | 74 | 62.09 | 33 | 8.5 | 36.59 | 146 | 315 | P | V |
| | | 5465.32 | 65.22 | -2.98 | 68.2 | 60.28 | 33 | 8.52 | 36.58 | 146 | 315 | P | V |
| | | 5445.17 | 51.37 | -2.63 | 54 | 46.46 | 33 | 8.5 | 36.59 | 146 | 315 | A | V |
| | * | 5570 | 104.41 | - | - | 99.34 | 33 | 8.64 | 36.57 | 146 | 315 | P | V |
| | * | 5570 | 95.73 | - | - | 90.66 | 33 | 8.64 | 36.57 | 146 | 315 | A | V |
| | | 5727.2 | 64.58 | -3.62 | 68.2 | 58.73 | 33.62 | 8.78 | 36.55 | 146 | 315 | P | V |
| Remark | 1. No other spurious found. 2. All results are PASS against Peak and Average limit line. | | | | | | | | | | | | |



Band 3 - Straddle Channel
WIFI 802.11a (Band Edge @ 3m)

| WIFI | Note | Frequency | Level | Margin | Limit | Read | Antenna | Path | Preamp | Ant | Table | Peak | Pol. |
|---------------------------------------|---|-----------|------------|--------|------------|----------|----------|--------|--------|--------|---------|---------|---------|
| Ant. | | | | | Line | Level | Factor | Loss | Factor | Pos | Pos | Avg. | |
| 6+7 | | (MHz) | (dBμV/m) | (dB) | (dBμV/m) | (dBμV) | (dB/m) | (dB) | (dB) | (cm) | (deg) | (P/A) | (H/V) |
| 802.11a CH 144 5720MHz | | 5412.79 | 46.54 | -27.46 | 74 | 41.67 | 33 | 8.46 | 36.59 | 137 | 59 | P | H |
| | | 5470 | 45.63 | -22.57 | 68.2 | 40.68 | 33 | 8.53 | 36.58 | 137 | 59 | P | H |
| | | 5456.08 | 38.09 | -15.91 | 54 | 33.17 | 33 | 8.51 | 36.59 | 137 | 59 | A | H |
| | * | 5720 | 112.52 | - | - | 106.74 | 33.56 | 8.77 | 36.55 | 137 | 59 | P | H |
| | * | 5720 | 106.48 | - | - | 100.7 | 33.56 | 8.77 | 36.55 | 137 | 59 | A | H |
| | | 5905.5 | 47.66 | -20.54 | 68.2 | 40.9 | 34.39 | 8.9 | 36.53 | 137 | 59 | P | H |
| | | 5420.2 | 46.81 | -27.19 | 74 | 41.93 | 33 | 8.47 | 36.59 | 199 | 305 | P | V |
| | | 5467 | 46.87 | -21.33 | 68.2 | 41.93 | 33 | 8.52 | 36.58 | 199 | 305 | P | V |
| | | 5459.59 | 38.63 | -15.37 | 54 | 33.69 | 33 | 8.52 | 36.58 | 199 | 305 | A | V |
| | * | 5720 | 115.86 | - | - | 110.08 | 33.56 | 8.77 | 36.55 | 199 | 305 | P | V |
| | * | 5720 | 110.25 | - | - | 104.47 | 33.56 | 8.77 | 36.55 | 199 | 305 | A | V |
| | | 5886.75 | 48.87 | -19.33 | 68.2 | 42.16 | 34.35 | 8.89 | 36.53 | 199 | 305 | P | V |
| Remark | 1. No other spurious found. 2. All results are PASS against Peak and Average limit line. | | | | | | | | | | | | |



Band 3 - Straddle Channel
WIFI 802.11a (Harmonic @ 3m)

| WIFI Ant. 6+7 | Note | Frequency (MHz) | Level (dBµV/m) | Margin (dB) | Limit Line (dBµV/m) | Read Level (dBµV) | Antenna Factor (dB/m) | Path Loss (dB) | Preamp Factor (dB) | Ant Pos (cm) | Table Pos (deg) | Peak Avg. (P/A) | Pol. (H/V) | |
|------------------------------|--|-------------------|------------------|---------------|-----------------------|-------------------|-------------------------|------------------|----------------------|----------------|-------------------|-----------------|------------|---|
| 802.11a CH 144 5720MHz | | 11440 | 48.84 | -25.16 | 74 | 53.85 | 39.04 | 13.1 | 57.15 | - | - | P | H | |
| | | 11440 | 38.81 | -15.19 | 54 | 43.82 | 39.04 | 13.1 | 57.15 | - | - | A | H | |
| | | 17160 | 49.96 | -18.24 | 68.2 | 53.73 | 38 | 16.23 | 58 | - | - | P | H | |
| | | | | | | | | | | | | | H | |
| | | | | | | | | | | | | | H | |
| | | | | | | | | | | | | | H | |
| | | | | | | | | | | | | | H | |
| | | | | | | | | | | | | | H | |
| | | | | | | | | | | | | | H | |
| | | | | | | | | | | | | | H | |
| | | | | | | | | | | | | | H | |
| | | | 11440 | 49.18 | -24.82 | 74 | 54.19 | 39.04 | 13.1 | 57.15 | - | - | P | V |
| | | | 11440 | 39.15 | -14.85 | 54 | 44.16 | 39.04 | 13.1 | 57.15 | - | - | A | V |
| | | | 17160 | 49.47 | -18.73 | 68.2 | 53.24 | 38 | 16.23 | 58 | - | - | P | V |
| | | | | | | | | | | | | | | V |
| | | | | | | | | | | | | | | V |
| | | | | | | | | | | | | | | V |
| | | | | | | | | | | | | | | V |
| | | | | | | | | | | | | | | V |
| | | | | | | | | | | | | | | V |
| Remark | 1. No other spurious found. 2. All results are PASS against Peak and Average limit line. 3. The emission position marked as "-" means no suspected emission found with sufficient margin against limit line or noise floor only. | | | | | | | | | | | | | |



**Band 3 - Straddle Channel
WIFI 802.11ax HE20 Full (Band Edge @ 3m)**

| WIFI Ant. 6+7 | Note | Frequency (MHz) | Level (dBμV/m) | Margin (dB) | Limit Line (dBμV/m) | Read Level (dBμV) | Antenna Factor (dB/m) | Path Loss (dB) | Preamp Factor (dB) | Ant Pos (cm) | Table Pos (deg) | Peak Avg. (P/A) | Pol. (H/V) |
|--|---|-------------------|------------------|---------------|-----------------------|-------------------|-------------------------|------------------|----------------------|----------------|-------------------|-----------------|------------|
| 802.11ax HE20 Full CH 144 5720MHz | | 5388.61 | 46.53 | -27.47 | 74 | 41.67 | 33 | 8.45 | 36.59 | 165 | 60 | P | H |
| | | 5470 | 45.49 | -22.71 | 68.2 | 40.54 | 33 | 8.53 | 36.58 | 165 | 60 | P | H |
| | | 5458.03 | 37.53 | -16.47 | 54 | 32.61 | 33 | 8.51 | 36.59 | 165 | 60 | A | H |
| | * | 5720 | 112.32 | - | - | 106.54 | 33.56 | 8.77 | 36.55 | 165 | 60 | P | H |
| | * | 5720 | 106.09 | - | - | 100.31 | 33.56 | 8.77 | 36.55 | 165 | 60 | A | H |
| | | 5880.25 | 48.15 | -20.05 | 68.2 | 41.47 | 34.32 | 8.89 | 36.53 | 165 | 60 | P | H |
| | | 5419.42 | 46.97 | -27.03 | 74 | 42.09 | 33 | 8.47 | 36.59 | 150 | 116 | P | V |
| | | 5463.1 | 45.86 | -22.34 | 68.2 | 40.92 | 33 | 8.52 | 36.58 | 150 | 116 | P | V |
| | | 5458.42 | 37.67 | -16.33 | 54 | 32.74 | 33 | 8.51 | 36.58 | 150 | 116 | A | V |
| | * | 5720 | 113.92 | - | - | 108.14 | 33.56 | 8.77 | 36.55 | 150 | 116 | P | V |
| | * | 5720 | 107.04 | - | - | 101.26 | 33.56 | 8.77 | 36.55 | 150 | 116 | A | V |
| | | 5871.25 | 48.79 | -19.41 | 68.2 | 42.17 | 34.28 | 8.88 | 36.54 | 150 | 116 | P | V |
| Remark | 1. No other spurious found. 2. All results are PASS against Peak and Average limit line. | | | | | | | | | | | | |



Band 3 - Straddle Channel
WIFI 802.11ax HE20 Full (Harmonic @ 3m)

| WIFI Ant. 6+7 | Note | Frequency (MHz) | Level (dBμV/m) | Margin (dB) | Limit Line (dBμV/m) | Read Level (dBμV) | Antenna Factor (dB/m) | Path Loss (dB) | Preamp Factor (dB) | Ant Pos (cm) | Table Pos (deg) | Peak Avg. (P/A) | Pol. (H/V) | |
|--|---|-------------------|------------------|---------------|-----------------------|-------------------|-------------------------|------------------|----------------------|----------------|-------------------|-----------------|------------|---|
| 802.11ax HE20 Full CH 144 5720MHz | | 11440 | 49.93 | -24.07 | 74 | 54.94 | 39.04 | 13.1 | 57.15 | - | - | P | H | |
| | | 11440 | 39.85 | -14.15 | 54 | 44.86 | 39.04 | 13.1 | 57.15 | - | - | A | H | |
| | | 17160 | 49.81 | -18.39 | 68.2 | 53.58 | 38 | 16.23 | 58 | - | - | P | H | |
| | | | | | | | | | | | | | H | |
| | | | | | | | | | | | | | H | |
| | | | | | | | | | | | | | H | |
| | | | | | | | | | | | | | H | |
| | | | | | | | | | | | | | H | |
| | | | | | | | | | | | | | H | |
| | | | | | | | | | | | | | H | |
| | | | | | | | | | | | | | H | |
| | | | 11440 | 49.35 | -24.65 | 74 | 54.36 | 39.04 | 13.1 | 57.15 | - | - | P | V |
| | | | 11440 | 39.37 | -14.63 | 54 | 44.38 | 39.04 | 13.1 | 57.15 | - | - | A | V |
| | | | 17160 | 51.64 | -16.56 | 68.2 | 55.41 | 38 | 16.23 | 58 | - | - | P | V |
| | | | | | | | | | | | | | | V |
| | | | | | | | | | | | | | | V |
| | | | | | | | | | | | | | | V |
| | | | | | | | | | | | | | | V |
| | | | | | | | | | | | | | | V |
| | | | | | | | | | | | | | V | |
| Remark | <ol style="list-style-type: none"> No other spurious found. All results are PASS against Peak and Average limit line. The emission position marked as "-" means no suspected emission found with sufficient margin against limit line or noise floor only. | | | | | | | | | | | | | |



Band 3 - Straddle Channel
WIFI 802.11ax HE40 Full (Band Edge @ 3m)

| WIFI Ant. 6+7 | Note | Frequency (MHz) | Level (dBμV/m) | Margin (dB) | Limit Line (dBμV/m) | Read Level (dBμV) | Antenna Factor (dB/m) | Path Loss (dB) | Preamp Factor (dB) | Ant Pos (cm) | Table Pos (deg) | Peak Avg. (P/A) | Pol. (H/V) |
|--|---|-------------------|------------------|---------------|-----------------------|---------------------|-------------------------|------------------|----------------------|----------------|-------------------|-------------------|--------------|
| 802.11ax HE40 Full CH 142 5710MHz | | 5457.64 | 47.98 | -26.02 | 74 | 43.06 | 33 | 8.51 | 36.59 | 134 | 78 | P | H |
| | | 5459.98 | 46.56 | -27.44 | 74 | 41.62 | 33 | 8.52 | 36.58 | 134 | 78 | P | H |
| | | 5458.03 | 40.12 | -13.88 | 54 | 35.2 | 33 | 8.51 | 36.59 | 134 | 78 | A | H |
| | * | 5710 | 110.03 | - | - | 104.34 | 33.48 | 8.76 | 36.55 | 134 | 78 | P | H |
| | * | 5710 | 102.2 | - | - | 96.51 | 33.48 | 8.76 | 36.55 | 134 | 78 | A | H |
| | | 5855 | 63.21 | -4.99 | 68.2 | 56.66 | 34.22 | 8.87 | 36.54 | 134 | 78 | P | H |
| | | 5457.64 | 48.84 | -25.16 | 74 | 43.92 | 33 | 8.51 | 36.59 | 131 | 101 | P | V |
| | | 5468.95 | 48.1 | -20.1 | 68.2 | 43.15 | 33 | 8.53 | 36.58 | 131 | 101 | P | V |
| | | 5459.2 | 40.44 | -13.56 | 54 | 35.5 | 33 | 8.52 | 36.58 | 131 | 101 | A | V |
| | * | 5716 | 108.96 | - | - | 103.21 | 33.53 | 8.77 | 36.55 | 131 | 101 | P | V |
| * | 5710 | 102.87 | - | - | 97.18 | 33.48 | 8.76 | 36.55 | 131 | 101 | A | V | |
| | 5852.5 | 66.14 | -2.06 | 68.2 | 59.6 | 34.21 | 8.87 | 36.54 | 131 | 101 | P | V | |
| Remark | 1. No other spurious found. 2. All results are PASS against Peak and Average limit line. | | | | | | | | | | | | |



Band 3 - Straddle Channel
WIFI 802.11ax HE40 Full (Harmonic @ 3m)

| WIFI Ant. 6+7 | Note | Frequency (MHz) | Level (dBµV/m) | Margin (dB) | Limit Line (dBµV/m) | Read Level (dBµV) | Antenna Factor (dB/m) | Path Loss (dB) | Preamp Factor (dB) | Ant Pos (cm) | Table Pos (deg) | Peak Avg. (P/A) | Pol. (H/V) | |
|--|---|-------------------|------------------|---------------|-----------------------|---------------------|-------------------------|------------------|----------------------|----------------|-------------------|-------------------|--------------|---|
| 802.11ax HE40 Full CH 142 5710MHz | | 11420 | 50.41 | -23.59 | 74 | 55.36 | 39.12 | 13.09 | 57.16 | - | - | P | H | |
| | | 11420 | 40.36 | -13.64 | 54 | 45.31 | 39.12 | 13.09 | 57.16 | - | - | A | H | |
| | | 17130 | 51.09 | -17.11 | 68.2 | 54.93 | 37.96 | 16.22 | 58.02 | - | - | P | H | |
| | | | | | | | | | | | | | H | |
| | | | | | | | | | | | | | H | |
| | | | | | | | | | | | | | H | |
| | | | | | | | | | | | | | H | |
| | | | | | | | | | | | | | H | |
| | | | | | | | | | | | | | H | |
| | | | | | | | | | | | | | H | |
| | | | | | | | | | | | | | H | |
| | | | 11420 | 50.18 | -23.82 | 74 | 55.13 | 39.12 | 13.09 | 57.16 | - | - | P | V |
| | | | 11420 | 40.26 | -13.74 | 54 | 45.21 | 39.12 | 13.09 | 57.16 | - | - | A | V |
| | | | 17130 | 50.82 | -17.38 | 68.2 | 54.66 | 37.96 | 16.22 | 58.02 | - | - | P | V |
| | | | | | | | | | | | | | | V |
| | | | | | | | | | | | | | | V |
| | | | | | | | | | | | | | | V |
| | | | | | | | | | | | | | | V |
| | | | | | | | | | | | | | | V |
| | | | | | | | | | | | | | V | |
| Remark | <ol style="list-style-type: none"> No other spurious found. All results are PASS against Peak and Average limit line. The emission position marked as "-" means no suspected emission found with sufficient margin against limit line or noise floor only. | | | | | | | | | | | | | |



**Band 3 Straddle Channel
WIFI 802.11ax HE80 Full (Band Edge @ 3m)**

| WIFI Ant. 6+7 | Note | Frequency (MHz) | Level (dBμV/m) | Margin (dB) | Limit Line (dBμV/m) | Read Level (dBμV) | Antenna Factor (dB/m) | Path Loss (dB) | Preamp Factor (dB) | Ant Pos (cm) | Table Pos (deg) | Peak Avg. (P/A) | Pol. (H/V) |
|--|---|-------------------|------------------|---------------|-----------------------|-------------------|-------------------------|------------------|----------------------|----------------|-------------------|-----------------|------------|
| 802.11ax HE80 Full CH 138 5690MHz | | 5452.96 | 55.23 | -18.77 | 74 | 50.31 | 33 | 8.51 | 36.59 | 220 | 13 | P | H |
| | | 5464.27 | 54.47 | -13.73 | 68.2 | 49.53 | 33 | 8.52 | 36.58 | 220 | 13 | P | H |
| | | 5457.64 | 48.11 | -5.89 | 54 | 43.19 | 33 | 8.51 | 36.59 | 220 | 13 | A | H |
| | * | 5690 | 99.69 | - | - | 94.16 | 33.34 | 8.75 | 36.56 | 220 | 13 | P | H |
| | * | 5690 | 93.09 | - | - | 87.56 | 33.34 | 8.75 | 36.56 | 220 | 13 | A | H |
| | | 5865.1 | 54.72 | -13.48 | 68.2 | 48.12 | 34.26 | 8.88 | 36.54 | 220 | 13 | P | H |
| | | 5410.06 | 61.23 | -12.77 | 74 | 56.36 | 33 | 8.46 | 36.59 | 131 | 116 | P | V |
| | | 5460.76 | 62.03 | -6.17 | 68.2 | 57.09 | 33 | 8.52 | 36.58 | 131 | 116 | P | V |
| | | 5458.42 | 51.6 | -2.4 | 54 | 46.67 | 33 | 8.51 | 36.58 | 131 | 116 | A | V |
| | * | 5690 | 108.34 | - | - | 102.81 | 33.34 | 8.75 | 36.56 | 131 | 116 | P | V |
| | * | 5690 | 101.35 | - | - | 95.82 | 33.34 | 8.75 | 36.56 | 131 | 116 | A | V |
| | | 5858.2 | 59.94 | -8.26 | 68.2 | 53.38 | 34.23 | 8.87 | 36.54 | 131 | 116 | P | V |
| Remark | 1. No other spurious found. 2. All results are PASS against Peak and Average limit line. | | | | | | | | | | | | |



Band 3 - Straddle Channel
WIFI 802.11ax HE80 Full (Harmonic @ 3m)

| WIFI Ant. 6+7 | Note | Frequency (MHz) | Level (dBµV/m) | Margin (dB) | Limit Line (dBµV/m) | Read Level (dBµV) | Antenna Factor (dB/m) | Path Loss (dB) | Preamp Factor (dB) | Ant Pos (cm) | Table Pos (deg) | Peak Avg. (P/A) | Pol. (H/V) | |
|--|--|-------------------|------------------|---------------|-----------------------|-------------------|-------------------------|------------------|----------------------|----------------|-------------------|-----------------|------------|---|
| 802.11ax HE80 Full CH 138 5690MHz | | 11380 | 49.2 | -24.8 | 74 | 54.13 | 39.2 | 13.07 | 57.2 | - | - | P | H | |
| | | 11380 | 39.18 | -14.82 | 54 | 44.11 | 39.2 | 13.07 | 57.2 | - | - | A | H | |
| | | 17070 | 48.88 | -19.32 | 68.2 | 52.71 | 38.02 | 16.21 | 58.06 | - | - | P | H | |
| | | | | | | | | | | | | | H | |
| | | | | | | | | | | | | | H | |
| | | | | | | | | | | | | | H | |
| | | | | | | | | | | | | | H | |
| | | | | | | | | | | | | | H | |
| | | | | | | | | | | | | | H | |
| | | | | | | | | | | | | | H | |
| | | | | | | | | | | | | | H | |
| | | | 11380 | 48.8 | -25.2 | 74 | 53.73 | 39.2 | 13.07 | 57.2 | - | - | P | V |
| | | | 11380 | 38.83 | -15.17 | 54 | 43.76 | 39.2 | 13.07 | 57.2 | - | - | A | V |
| | | | 17070 | 48.74 | -19.46 | 68.2 | 52.57 | 38.02 | 16.21 | 58.06 | - | - | P | V |
| | | | | | | | | | | | | | | V |
| | | | | | | | | | | | | | | V |
| | | | | | | | | | | | | | | V |
| | | | | | | | | | | | | | | V |
| | | | | | | | | | | | | | V | |
| Remark | 1. No other spurious found. 2. All results are PASS against Peak and Average limit line. 3. The emission position marked as "-" means no suspected emission found with sufficient margin against limit line or noise floor only. | | | | | | | | | | | | | |



Emission above 18GHz

WIFI 802.11ax HE40 Full (SHF @ 1m)

| WIFI | Note | Frequency | Level | Margin | Limit | Read | Antenna | Path | Preamp | Ant | Table | Peak | Pol. |
|------------------------------|---|-----------|------------|--------|------------|----------|----------|--------|--------|--------|---------|---------|---------|
| Ant. | | | | | Line | Level | Factor | Loss | Factor | Pos | Pos | Avg. | |
| 6+7 | | (MHz) | (dBμV/m) | (dB) | (dBμV/m) | (dBμV) | (dB/m) | (dB) | (dB) | (cm) | (deg) | (P/A) | (H/V) |
| 802.11ax HE40 Full SHF | | 39973 | 47.61 | -26.39 | 74 | 58.98 | 44.76 | -0.3 | 55.83 | - | - | P | H |
| | | | | | | | | | | | | | H |
| | | | | | | | | | | | | | H |
| | | | | | | | | | | | | | H |
| | | | | | | | | | | | | | H |
| | | | | | | | | | | | | | H |
| | | | | | | | | | | | | | H |
| | | | | | | | | | | | | | H |
| | | | | | | | | | | | | | H |
| | | | | | | | | | | | | | H |
| | | | | | | | | | | | | | H |
| | | | | | | | | | | | | | H |
| | | | | | | | | | | | | | H |
| | | | | | | | | | | | | | H |
| | | | | | | | | | | | | | H |
| | | | | | | | | | | | | | H |
| | | | | | | | | | | | | | H |
| | | | | | | | | | | | | | H |
| | | | | | | | | | | | | | H |
| | | | 39905.5 | 47.84 | -26.16 | 74 | 59.46 | 44.65 | -0.36 | 55.91 | - | - | P |
| | | | | | | | | | | | | | V |
| | | | | | | | | | | | | | V |
| | | | | | | | | | | | | | V |
| | | | | | | | | | | | | | V |
| | | | | | | | | | | | | | V |
| | | | | | | | | | | | | | V |
| | | | | | | | | | | | | | V |
| | | | | | | | | | | | | | V |
| | | | | | | | | | | | | | V |
| | | | | | | | | | | | | | V |
| | | | | | | | | | | | | | V |
| | | | | | | | | | | | | | V |
| | | | | | | | | | | | | | V |
| | | | | | | | | | | | | | V |
| | | | | | | | | | | | | | V |
| Remark | 1. No other spurious found. 2. All results are PASS against limit line. 3. The emission position marked as "-" means no suspected emission found with sufficient margin against limit line or noise floor only. | | | | | | | | | | | | |



Emission below 1GHz

WIFI 802.11ax HE40 Full (LF @ 3m)

| WIFI | Note | Frequency | Level | Margin | Limit | Read | Antenna | Path | Preamp | Ant | Table | Peak | Pol. | |
|-----------------------------|------|-----------|------------|--------|------------|----------|----------|--------|--------|--------|---------|---------|---------|---|
| Ant. | | | | | Line | Level | Factor | Loss | Factor | Pos | Pos | Avg. | | |
| 6+7 | | (MHz) | (dBμV/m) | (dB) | (dBμV/m) | (dBμV) | (dB/m) | (dB) | (dB) | (cm) | (deg) | (P/A) | (H/V) | |
| 802.11ax HE40 Full LF | | 30 | 24.54 | -15.46 | 40 | 31.8 | 24.41 | 0.72 | 32.39 | - | - | P | H | |
| | | 67.08 | 22.34 | -17.66 | 40 | 41.58 | 12.1 | 1.08 | 32.42 | - | - | P | H | |
| | | 136.92 | 23.79 | -19.71 | 43.5 | 37.07 | 17.64 | 1.48 | 32.4 | - | - | P | H | |
| | | 456.48 | 23.74 | -22.26 | 46 | 30.32 | 23.25 | 2.58 | 32.41 | - | - | P | H | |
| | | 725.08 | 29.11 | -16.89 | 46 | 31.05 | 27.1 | 3.23 | 32.27 | - | - | P | H | |
| | | 943.91 | 32.55 | -13.45 | 46 | 29.69 | 30.18 | 3.74 | 31.06 | - | - | P | H | |
| | | | | | | | | | | | | | | H |
| | | | | | | | | | | | | | | H |
| | | | | | | | | | | | | | | H |
| | | | | | | | | | | | | | | H |
| | | | | | | | | | | | | | | H |
| | | | | | | | | | | | | | | H |
| | | | 30.54 | 31.86 | -8.14 | 40 | 39.24 | 24.29 | 0.72 | 32.39 | - | - | P | V |
| | | | 66.36 | 29.51 | -10.49 | 40 | 48.8 | 12.05 | 1.08 | 32.42 | - | - | P | V |
| | | | 181.74 | 24.83 | -18.67 | 43.5 | 40.4 | 15 | 1.83 | 32.4 | - | - | P | V |
| | | | 471.49 | 26.04 | -19.96 | 46 | 32.34 | 23.49 | 2.61 | 32.4 | - | - | P | V |
| | | | 741.67 | 34.08 | -11.92 | 46 | 35.34 | 27.71 | 3.27 | 32.24 | - | - | P | V |
| | | | 908.36 | 31.78 | -14.22 | 46 | 30.58 | 28.94 | 3.64 | 31.38 | - | - | P | V |
| | | | | | | | | | | | | | | V |
| | | | | | | | | | | | | | | V |
| | | | | | | | | | | | | | V | |
| | | | | | | | | | | | | | V | |
| | | | | | | | | | | | | | V | |

Remark

- No other spurious found.
- All results are PASS against limit line.
- The emission position marked as "-" means no suspected emission found and emission level has at least 6dB margin against limit or emission is noise floor only.



Note symbol

| | |
|-----|--|
| * | Fundamental Frequency which can be ignored. However, the level of any unwanted emissions shall not exceed the level of the fundamental frequency. |
| ! | Test result is Margin line. |
| P/A | Peak or Average |
| H/V | Horizontal or Vertical |



A calculation example for radiated spurious emission is shown as below:

| WIFI | Note | Frequency | Level | Margin | Limit | Read | Antenna | Path | Preamp | Ant | Table | Peak | Pol. |
|---------|------|-----------|------------|--------|------------|----------|----------|--------|--------|--------|---------|---------|---------|
| Ant. | | (MHz) | (dBμV/m) | (dB) | (dBμV/m) | (dBμV) | (dB/m) | (dB) | (dB) | (cm) | (deg) | (P/A) | (H/V) |
| 6+7 | | | | | | | | | | | | | |
| 802.11a | | 5133.9 | 54.26 | -19.74 | 74 | 39.75 | 33 | 10.96 | 29.45 | 100 | 117 | P | H |
| CH 44 | | | | | | | | | | | | | |
| 5220MHz | | 5150 | 42.52 | -11.48 | 54 | 28.02 | 33 | 10.96 | 29.46 | 100 | 117 | A | H |

1. Path Loss(dB) = Cable loss(dB) + Filter loss(dB) + Attenuator loss(dB)
2. Level(dBμV/m) = Antenna Factor(dB/m) + Path Loss(dB) + Read Level(dBμV) - Preamp Factor(dB)
3. Margin(dB) = Level(dBμV/m) – Limit Line(dBμV/m)

For Peak Limit @ 5133.9MHz:

1. Level(dBμV/m)
= Antenna Factor(dB/m) + Path Loss(dB) + Read Level(dBμV) - Preamp Factor(dB)
= 33.00(dB/m) + 10.96(dB) + 39.75(dBμV) – 29.45 (dB)
= 54.26 (dBμV/m)
2. Margin(dB)
= Level(dBμV/m) – Limit Line(dBμV/m)
= 54.26(dBμV/m) – 74(dBμV/m)
= -19.74(dB)

For Average Limit @ 5150MHz:

1. Level(dBμV/m)
= Antenna Factor(dB/m) + Path Loss(dB) + Read Level(dBμV) - Preamp Factor(dB)
= 33.00(dB/m) + 10.96(dB) + 28.02(dBμV) – 29.46 (dB)
= 42.52 (dBμV/m)
2. Margin(dB)
= Level(dBμV/m) – Limit Line(dBμV/m)
= 42.52(dBμV/m) – 54(dBμV/m)
= -11.48(dB)

Both peak and average measured complies with the limit line, so test result is “PASS”.



Appendix D. Radiated Spurious Emission Plots

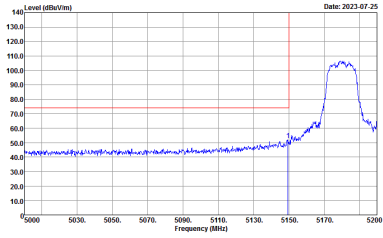
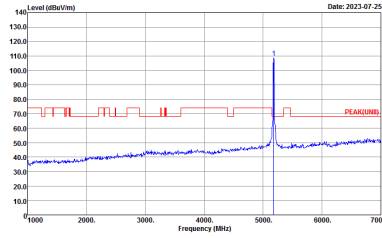
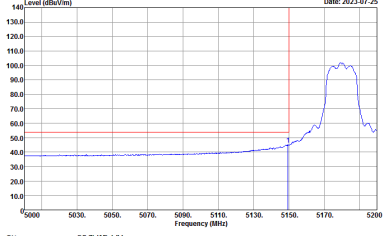
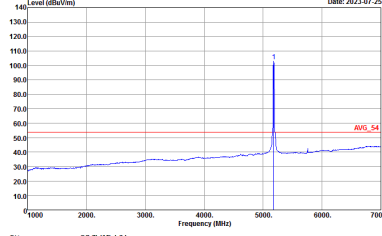
| | | | |
|-----------------|---|---------------------|---------|
| Test Engineer : | Bigshow Wang, Quentin Liu and Danel Lee | Temperature : | 21~26°C |
| | | Relative Humidity : | 45~60% |

Note symbol

| | |
|----|-----------------------|
| -L | Low channel location |
| -R | High channel location |



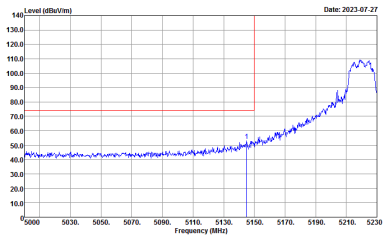
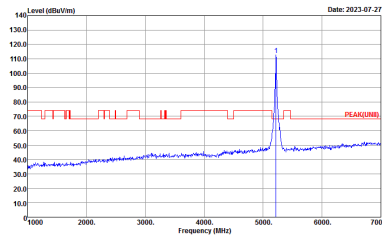
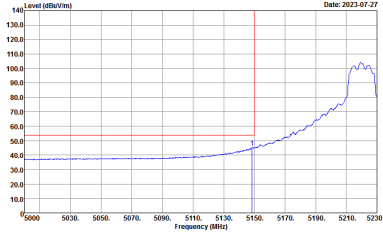
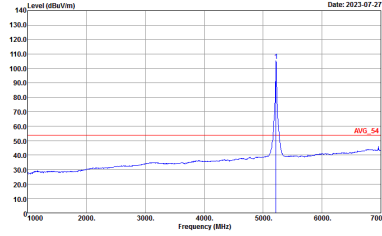
Band 1 - 5150~5250MHz
WIFI 802.11a (Band Edge @ 3m)

| WIFI | Band 1 5150~5250MHz Band Edge @ 3m | |
|------|---|---|
| ANT | 802.11a CH36 5180MHz | |
| 6+7 | Horizontal | Fundamental |
| Peak |  <p>Level (dBuV/m) vs Frequency (MHz) plot showing a peak at 5180 MHz. The y-axis ranges from 10.0 to 140.0 dBuV/m, and the x-axis ranges from 5000 to 5200 MHz. A red horizontal line is at approximately 75 dBuV/m. The plot shows a blue signal line with a sharp peak at 5180 MHz.</p> <p>Site : 03CH15-HY Condition : PEAK_BE_74 3m 91200_1212_230620 HORIZONTAL : RBW:1000.000KHz VBW:3000.000KHz SWT:Auto</p> |  <p>Level (dBuV/m) vs Frequency (MHz) plot showing a peak at 5180 MHz. The y-axis ranges from 10.0 to 140.0 dBuV/m, and the x-axis ranges from 1000 to 7000 MHz. A red horizontal line is at approximately 75 dBuV/m. The plot shows a blue signal line with a sharp peak at 5180 MHz.</p> <p>Site : 03CH15-HY Condition : PEAK(FUNDT) 3m 91200_1212_230620 HORIZONTAL : RBW:1000.000KHz VBW:3000.000KHz SWT:Auto</p> |
| Avg. |  <p>Level (dBuV/m) vs Frequency (MHz) plot showing a peak at 5180 MHz. The y-axis ranges from 10.0 to 140.0 dBuV/m, and the x-axis ranges from 5000 to 5200 MHz. A red horizontal line is at approximately 55 dBuV/m. The plot shows a blue signal line with a peak at 5180 MHz.</p> <p>Site : 03CH15-HY Condition : AVG_BE_54 3m 91200_1212_230620 HORIZONTAL : RBW:1000.000KHz VBW:1000KHz SWT:Auto</p> |  <p>Level (dBuV/m) vs Frequency (MHz) plot showing a peak at 5180 MHz. The y-axis ranges from 10.0 to 140.0 dBuV/m, and the x-axis ranges from 1000 to 7000 MHz. A red horizontal line is at approximately 55 dBuV/m. The plot shows a blue signal line with a peak at 5180 MHz.</p> <p>Site : 03CH15-HY Condition : AVG_54 3m 91200_1212_230620 HORIZONTAL : RBW:1000.000KHz VBW:1000KHz SWT:Auto</p> |

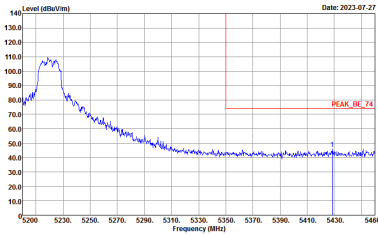
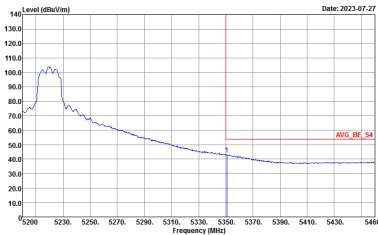


| WIFI | Band 1 5150~5250MHz Band Edge @ 3m | |
|------|---|---|
| ANT | 802.11a CH36 5180MHz | |
| 6+7 | Vertical | Fundamental |
| Peak | <p>Site : 03CH15-HY Condition : PEAK_BE_74 3m 91200_1212_230620 VERTICAL : RBW:1000.000KHz VBW:3000.000KHz SWT:Auto</p> | <p>Site : 03CH15-HY Condition : PEAK(LINE) 3m 91200_1212_230620 VERTICAL : RBW:1000.000KHz VBW:3000.000KHz SWT:Auto</p> |
| Avg. | <p>Site : 03CH15-HY Condition : AV6_BE_54 3m 91200_1212_230620 VERTICAL : RBW:1000.000KHz VBW:1000KHz SWT:Auto</p> | <p>Site : 03CH15-HY Condition : AV6_54 3m 91200_1212_230620 VERTICAL : RBW:1000.000KHz VBW:1000KHz SWT:Auto</p> |

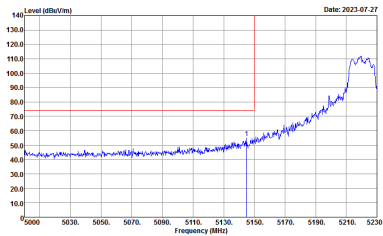
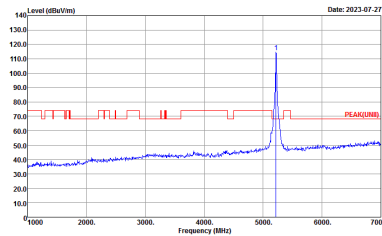
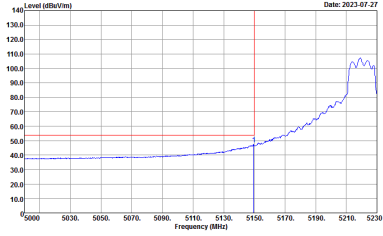
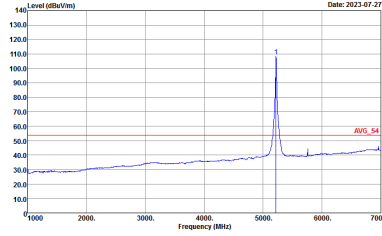


| WIFI | Band 1 5150~5250MHz Band Edge @ 3m | |
|------|---|---|
| ANT | 802.11a CH44 5220MHz - L | |
| 6+7 | Horizontal | Fundamental |
| Peak |  <p>Level (dBuV/m) vs Frequency (MHz) plot for Horizontal Peak. The y-axis ranges from 10.0 to 140.0 dBuV/m, and the x-axis ranges from 5000 to 5230 MHz. A red horizontal line is at approximately 75 dBuV/m. A blue curve shows the signal level, which rises from about 40 dBuV/m at 5000 MHz to over 100 dBuV/m at 5220 MHz. A vertical red line is at 5150 MHz.</p> <p>Site : 03CH15-HY Condition : PEAK_BE_74 3m 91200_1212_230620 HORIZONTAL : RBW:1000.000KHz VBW:3000.000KHz SWT:Auto</p> |  <p>Level (dBuV/m) vs Frequency (MHz) plot for Fundamental Peak. The y-axis ranges from 10.0 to 140.0 dBuV/m, and the x-axis ranges from 1000 to 7000 MHz. A red horizontal line is labeled 'PEAK(LIN)'. A blue curve shows a sharp peak at approximately 5220 MHz, reaching about 120 dBuV/m.</p> <p>Site : 03CH15-HY Condition : PEAK(LIN)E3 3m 91200_1212_230620 HORIZONTAL : RBW:1000.000KHz VBW:3000.000KHz SWT:Auto</p> |
| Avg. |  <p>Level (dBuV/m) vs Frequency (MHz) plot for Horizontal Avg. The y-axis ranges from 10.0 to 140.0 dBuV/m, and the x-axis ranges from 5000 to 5230 MHz. A red horizontal line is at approximately 55 dBuV/m. A blue curve shows the signal level, which rises from about 40 dBuV/m at 5000 MHz to over 100 dBuV/m at 5220 MHz. A vertical red line is at 5150 MHz.</p> <p>Site : 03CH15-HY Condition : AV6_BE_54 3m 91200_1212_230620 HORIZONTAL : RBW:1000.000KHz VBW:1000KHz SWT:Auto</p> |  <p>Level (dBuV/m) vs Frequency (MHz) plot for Fundamental Avg. The y-axis ranges from 10.0 to 140.0 dBuV/m, and the x-axis ranges from 1000 to 7000 MHz. A red horizontal line is labeled 'AVG_54'. A blue curve shows a sharp peak at approximately 5220 MHz, reaching about 120 dBuV/m.</p> <p>Site : 03CH15-HY Condition : AV6_54 3m 91200_1212_230620 HORIZONTAL : RBW:1000.000KHz VBW:1000KHz SWT:Auto</p> |



| WIFI | Band 1 5150~5250MHz Band Edge @ 3m | |
|--------------------|---|-------------------|
| ANT | 802.11a CH44 5220MHz - R | |
| 6+7 | Horizontal | Fundamental |
| <p>Peak</p> |  <p>Site : 03CH15-HY Condition : PEAK_BE_74 3m 91200_1212_230620 HORIZONTAL : RBW:1000.000kHz VBW:3000.000kHz SWT:Auto</p> | <p>Left blank</p> |
| <p>Avg.</p> |  <p>Site : 03CH15-HY Condition : AVG_BE_54 3m 91200_1212_230620 HORIZONTAL : RBW:1000.000kHz VBW:10000kHz SWT:Auto</p> | <p>Left blank</p> |

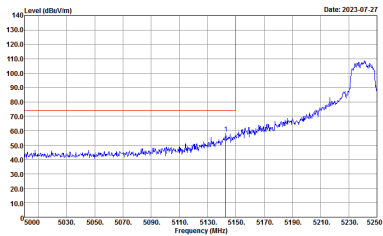
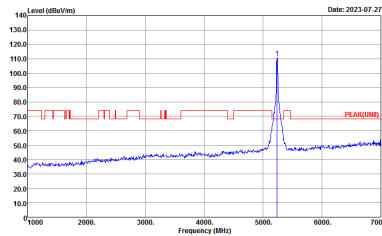
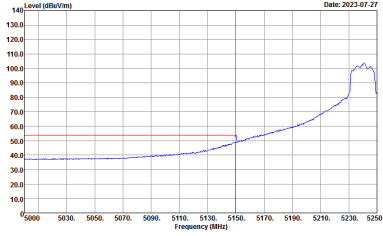
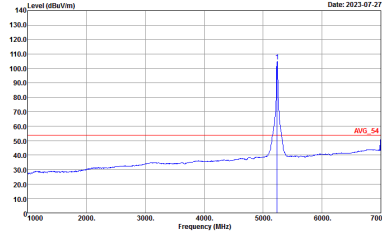


| | | |
|------|---|--|
| WIFI | Band 1 5150~5250MHz Band Edge @ 3m | |
| ANT | 802.11a CH44 5220MHz - L | |
| 6+7 | Vertical | Fundamental |
| Peak |  <p>Site : 03CH15-HY Condition : PEAK_BE_74 3m 91200_1212_230620 VERTICAL : RBW:1000.000KHz VBW:3000.000KHz SWT:Auto</p> |  <p>Site : 03CH15-HY Condition : PEAK(LINE) 3m 91200_1212_230620 VERTICAL : RBW:1000.000KHz VBW:3000.000KHz SWT:Auto</p> |
| Avg. |  <p>Site : 03CH15-HY Condition : AVG_BE_54 3m 91200_1212_230620 VERTICAL : RBW:1000.000KHz VBW:1000KHz SWT:Auto</p> |  <p>Site : 03CH15-HY Condition : AVG_54 3m 91200_1212_230620 VERTICAL : RBW:1000.000KHz VBW:1000KHz SWT:Auto</p> |



| WIFI | Band 1 5150~5250MHz Band Edge @ 3m | |
|------|---|-------------|
| ANT | 802.11a CH44 5220MHz - R | |
| 6+7 | Vertical | Fundamental |
| Peak | <p>Site : 03CH15-HY Condition : PEAK_BE_74 3m 91200_1212_230620 VERTICAL : RBW:1000.000KHz VBW:3000.000KHz SWT:Auto</p> | Left blank |
| Avg. | <p>Site : 03CH15-HY Condition : AVG_BE_54 3m 91200_1212_230620 VERTICAL : RBW:1000.000KHz VBW:1000KHz SWT:Auto</p> | Left blank |

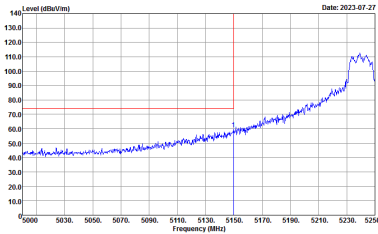
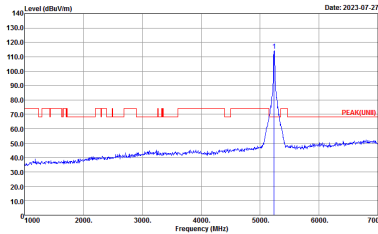
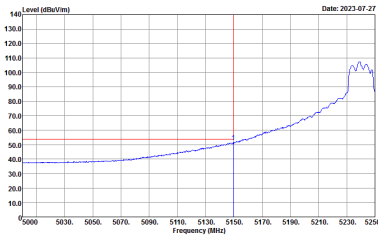
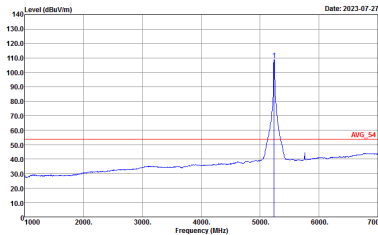


| | | |
|------|---|--|
| WIFI | Band 1 5150~5250MHz Band Edge @ 3m | |
| ANT | 802.11a CH48 5240MHz - L | |
| 6+7 | Horizontal | Fundamental |
| Peak |  <p>Site : 03CH15-HY Condition : PEAK_BE_74 3m 91200_1212_230620 HORIZONTAL : RBW:1000.000KHz VBW:3000.000KHz SWT:Auto</p> |  <p>Site : 03CH15-HY Condition : PEAK(LINE) 3m 91200_1212_230620 HORIZONTAL : RBW:1000.000KHz VBW:3000.000KHz SWT:Auto</p> |
| Avg. |  <p>Site : 03CH15-HY Condition : AV6_BE_54 3m 91200_1212_230620 HORIZONTAL : RBW:1000.000KHz VBW:1000KHz SWT:Auto</p> |  <p>Site : 03CH15-HY Condition : AV6_54 3m 91200_1212_230620 HORIZONTAL : RBW:1000.000KHz VBW:1000KHz SWT:Auto</p> |

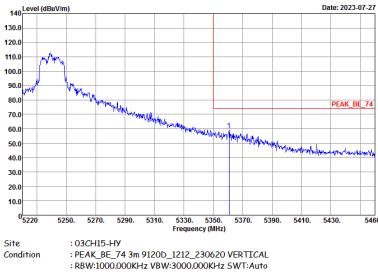
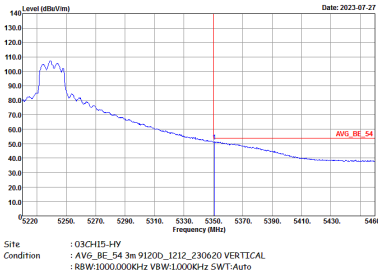


| WIFI | Band 1 5150~5250MHz Band Edge @ 3m | |
|------|---|-------------|
| ANT | 802.11a CH48 5240MHz - R | |
| 6+7 | Horizontal | Fundamental |
| Peak | <p>Site : 03CH15-HY Condition : PEAK_BE_74 3m 91200_1212_230620 HORIZONTAL RBW:1000.000kHz VBW:3000.000kHz SWT:Auto</p> | Left blank |
| Avg. | <p>Site : 03CH15-HY Condition : AVG_BE_54 3m 91200_1212_230620 HORIZONTAL RBW:1000.000kHz VBW:1000kHz SWT:Auto</p> | Left blank |



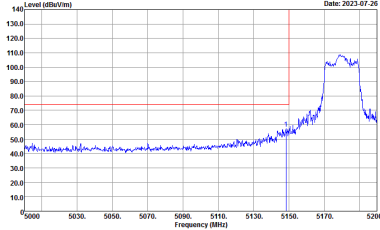
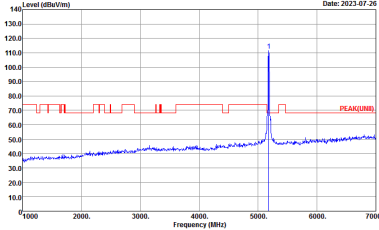
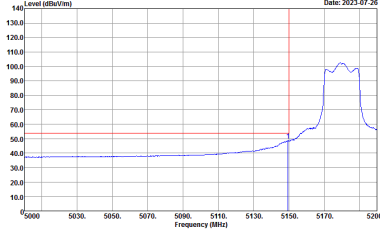
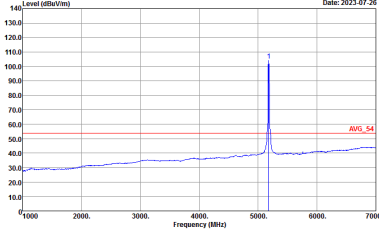
| WIFI | Band 1 5150~5250MHz Band Edge @ 3m | |
|------|---|--|
| ANT | 802.11a CH48 5240MHz - L | |
| 6+7 | Vertical | Fundamental |
| Peak |  <p>Site : 03CH15-HY Condition : PEAK_BE_74 3m 91200_1212_230620 VERTICAL : RBW:1000.000KHz VBW:3000.000KHz SWT:Auto</p> |  <p>Site : 03CH15-HY Condition : PEAK(LINE) 3m 91200_1212_230620 VERTICAL : RBW:1000.000KHz VBW:3000.000KHz SWT:Auto</p> |
| Avg. |  <p>Site : 03CH15-HY Condition : AV6_BE_54 3m 91200_1212_230620 VERTICAL : RBW:1000.000KHz VBW:1000KHz SWT:Auto</p> |  <p>Site : 03CH15-HY Condition : AV6_54 3m 91200_1212_230620 VERTICAL : RBW:1000.000KHz VBW:1000KHz SWT:Auto</p> |



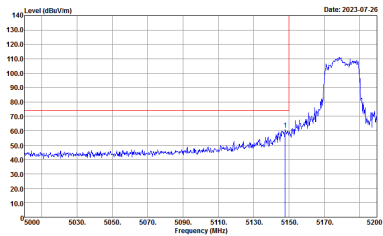
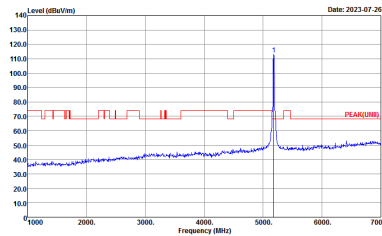
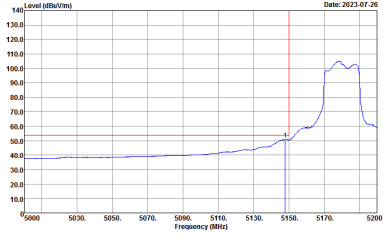
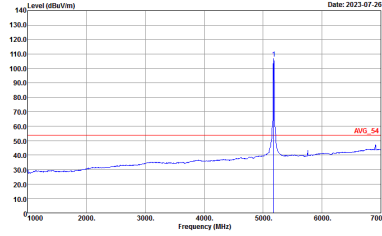
| WIFI | Band 1 5150~5250MHz Band Edge @ 3m | |
|------|---|-------------|
| ANT | 802.11a CH48 5240MHz - R | |
| 6+7 | Vertical | Fundamental |
| Peak |  <p>Site : 03CH15-HY Condition : PEAK_BE_74 3m 91200_1212_230620 VERTICAL : RBW:1000.000KHz VBW:3000.000KHz SWT:Auto</p> | Left blank |
| Avg. |  <p>Site : 03CH15-HY Condition : AVG_BE_54 3m 91200_1212_230620 VERTICAL : RBW:1000.000KHz VBW:1000KHz SWT:Auto</p> | Left blank |



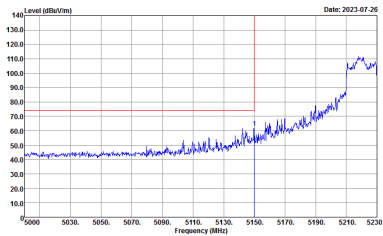
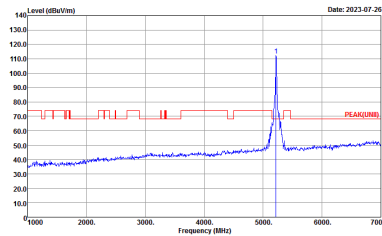
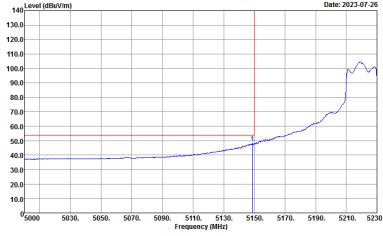
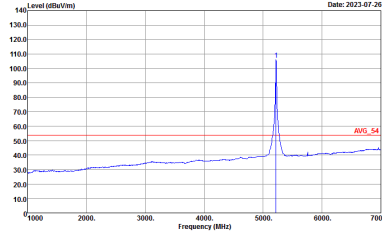
Band 1 5150~5250MHz
WIFI 802.11ax HE20 Full (Band Edge @ 3m)

| WIFI | Band 1 5150~5250MHz Band Edge @ 3m | |
|------|---|--|
| ANT | 802.11ax HE20 Full CH36 5180MHz | |
| 6+7 | Horizontal | Fundamental |
| Peak |  <p>Site : 03CH15-HY Condition : PEAK_BE_74 3m 91200_1212_230620 HORIZONTAL : RBW:1000.000KHz VBW:3000.000KHz SWT:Auto</p> |  <p>Site : 03CH15-HY Condition : PEAK(UNII) 3m 91200_1212_230620 HORIZONTAL : RBW:1000.000KHz VBW:3000.000KHz SWT:Auto</p> |
| |  <p>Site : 03CH15-HY Condition : AVG_BE_54 3m 91200_1212_230620 HORIZONTAL : RBW:1000.000KHz VBW:0.300KHz SWT:Auto</p> |  <p>Site : 03CH15-HY Condition : AVG_54 3m 91200_1212_230620 HORIZONTAL : RBW:1000.000KHz VBW:0.300KHz SWT:Auto</p> |
| Avg. | | |

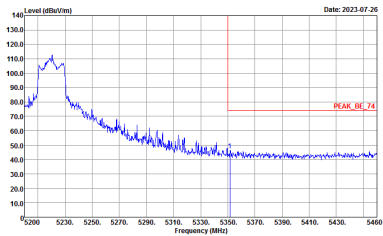
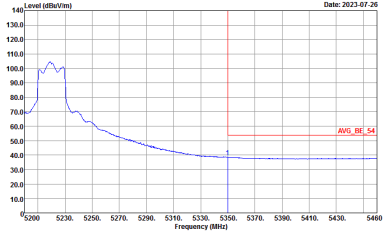


| | | |
|------|---|--|
| WIFI | Band 1 5150~5250MHz Band Edge @ 3m | |
| ANT | 802.11ax HE20 Full CH36 5180MHz | |
| 6+7 | Vertical | Fundamental |
| Peak |  <p>Site : 03CH15-HY Condition : PEAK_BE_74 3m 91200_1212_230620 VERTICAL : RBW:1000.000KHz VBW:3000.000KHz SWT:Auto</p> |  <p>Site : 03CH15-HY Condition : PEAK(LINE) 3m 91200_1212_230620 VERTICAL : RBW:1000.000KHz VBW:3000.000KHz SWT:Auto</p> |
| Avg. |  <p>Site : 03CH15-HY Condition : AV6_BE_54 3m 91200_1212_230620 VERTICAL : RBW:1000.000KHz VBW:0.300KHz SWT:Auto</p> |  <p>Site : 03CH15-HY Condition : AV6_54 3m 91200_1212_230620 VERTICAL : RBW:1000.000KHz VBW:0.300KHz SWT:Auto</p> |



| | | |
|------|---|--|
| WIFI | Band 1 5150~5250MHz Band Edge @ 3m | |
| ANT | 802.11ax HE20 Full CH44 5220MHz - L | |
| 6+7 | Horizontal | Fundamental |
| Peak |  <p>Site : 03CH15-HY Condition : PEAK_BE_74 3m 91200_1212_230620 HORIZONTAL : RBW:1000.000KHz VBW:3000.000KHz SWT:Auto</p> |  <p>Site : 03CH15-HY Condition : PEAK(LINE) 3m 91200_1212_230620 HORIZONTAL : RBW:1000.000KHz VBW:3000.000KHz SWT:Auto</p> |
| Avg. |  <p>Site : 03CH15-HY Condition : AV6_BE_54 3m 91200_1212_230620 HORIZONTAL : RBW:1000.000KHz VBW:0.300KHz SWT:Auto</p> |  <p>Site : 03CH15-HY Condition : AV6_54 3m 91200_1212_230620 HORIZONTAL : RBW:1000.000KHz VBW:0.300KHz SWT:Auto</p> |



| WIFI | Band 1 5150~5250MHz Band Edge @ 3m | |
|--------------------|---|-------------------|
| ANT | 802.11ax HE20 Full CH44 5220MHz - R | |
| 6+7 | Horizontal | Fundamental |
| <p>Peak</p> |  <p>Site : 03CH15-HY Condition : PEAK_BE_74 3m 91200_1212_230620 HORIZONTAL : RBW:1000.000kHz VBW:3000.000kHz SWF:Auto</p> | <p>Left blank</p> |
| <p>Avg.</p> |  <p>Site : 03CH15-HY Condition : AVG_BE_54 3m 91200_1212_230620 HORIZONTAL : RBW:1000.000kHz VBW:0.300kHz SWF:Auto</p> | <p>Left blank</p> |

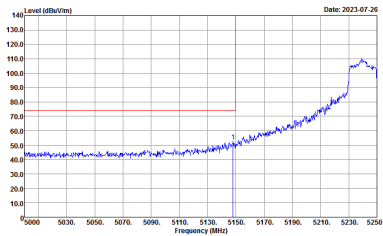
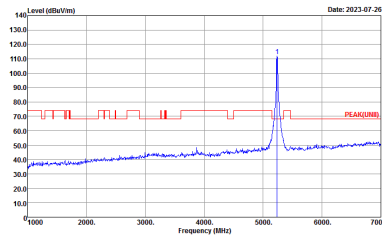
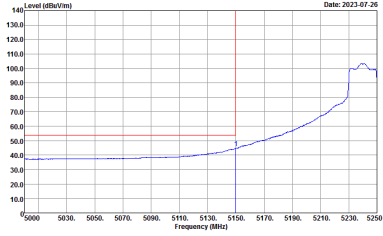
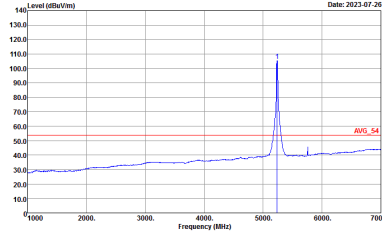


| WIFI | Band 1 5150~5250MHz Band Edge @ 3m | |
|------|---|--|
| ANT | 802.11ax HE20 Full CH44 5220MHz - L | |
| 6+7 | Vertical | Fundamental |
| Peak | <p>Site : 03CH15-HY Condition : PEAK_BE_74 3m 91200_1212_230620 VERTICAL : RBW:1000.000KHz VBW:3000.000KHz SWT:Auto</p> | <p>Site : 03CH15-HY Condition : PEAK(FUN)E3 3m 91200_1212_230620 VERTICAL : RBW:1000.000KHz VBW:3000.000KHz SWT:Auto</p> |
| Avg. | <p>Site : 03CH15-HY Condition : AV6_BE_54 3m 91200_1212_230620 VERTICAL : RBW:1000.000KHz VBW:0.300KHz SWT:Auto</p> | <p>Site : 03CH15-HY Condition : AV6_54 3m 91200_1212_230620 VERTICAL : RBW:1000.000KHz VBW:0.300KHz SWT:Auto</p> |

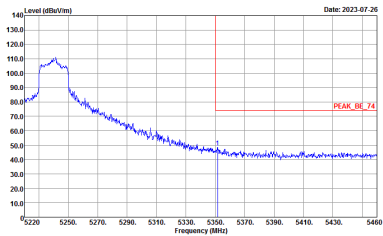
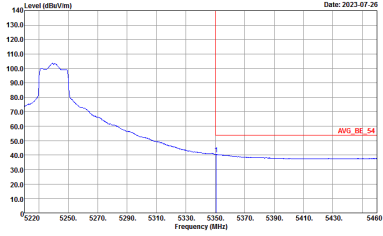


| WIFI | Band 1 5150~5250MHz Band Edge @ 3m | |
|------|---|-------------|
| ANT | 802.11ax HE20 Full CH44 5220MHz - R | |
| 6+7 | Vertical | Fundamental |
| Peak | <p>Site : 03CH15-HY Condition : PEAK_BE_74 3m 91200_1212_230620 VERTICAL : RBW:1000.000kHz VBW:3000.000kHz SWT:Auto</p> | Left blank |
| Avg. | <p>Site : 03CH15-HY Condition : AVG_BE_54 3m 91200_1212_230620 VERTICAL : RBW:1000.000kHz VBW:3000.000kHz SWT:Auto</p> | Left blank |

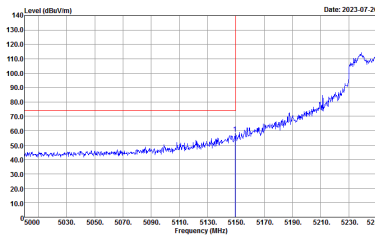
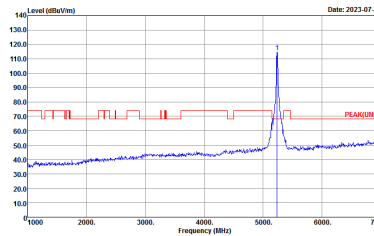
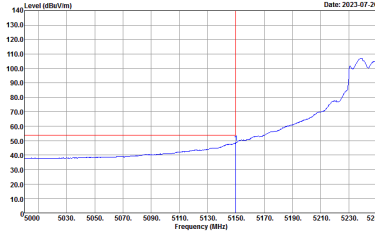
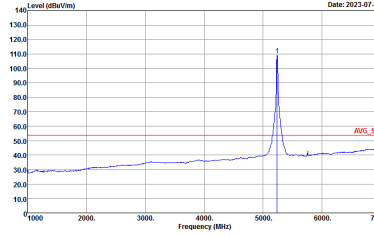


| | | |
|------|---|--|
| WIFI | Band 1 5150~5250MHz Band Edge @ 3m | |
| ANT | 802.11ax HE20 Full CH48 5240MHz - L | |
| 6+7 | Horizontal | Fundamental |
| Peak |  <p>Site : 03CH15-HY Condition : PEAK_BE_74 3m 91200_1212_230620 HORIZONTAL : RBW:1000.000KHz VBW:3000.000KHz SWT:Auto</p> |  <p>Site : 03CH15-HY Condition : PEAK(LINE) 3m 91200_1212_230620 HORIZONTAL : RBW:1000.000KHz VBW:3000.000KHz SWT:Auto</p> |
| Avg. |  <p>Site : 03CH15-HY Condition : AV6_BE_54 3m 91200_1212_230620 HORIZONTAL : RBW:1000.000KHz VBW:0.300KHz SWT:Auto</p> |  <p>Site : 03CH15-HY Condition : AV6_54 3m 91200_1212_230620 HORIZONTAL : RBW:1000.000KHz VBW:0.300KHz SWT:Auto</p> |



| WIFI | Band 1 5150~5250MHz Band Edge @ 3m | |
|--------------------|---|-------------------|
| ANT | 802.11ax HE20 Full CH48 5240MHz - R | |
| 6+7 | Horizontal | Fundamental |
| <p>Peak</p> |  <p>Site : 03CH15-HY Condition : PEAK_BE_74 3m 91200_1212_230620 HORIZONTAL : RBW:1000.000kHz VBW:3000.000kHz SWF:Auto</p> | <p>Left blank</p> |
| <p>Avg.</p> |  <p>Site : 03CH15-HY Condition : AVG_BE_54 3m 91200_1212_230620 HORIZONTAL : RBW:1000.000kHz VBW:0.300kHz SWF:Auto</p> | <p>Left blank</p> |



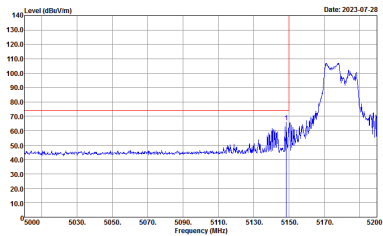
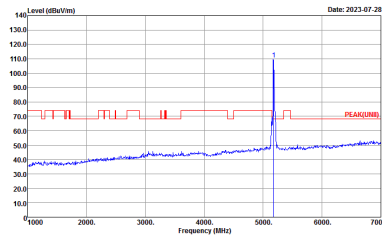
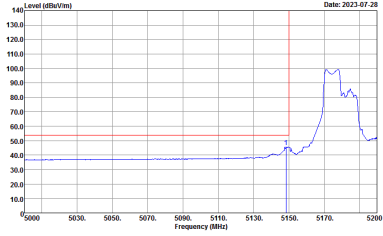
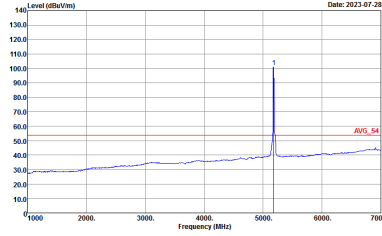
| | | |
|------|---|--|
| WIFI | Band 1 5150~5250MHz Band Edge @ 3m | |
| ANT | 802.11ax HE20 Full CH48 5240MHz - L | |
| 6+7 | Vertical | Fundamental |
| Peak |  <p>Site : 03CH15-HY Condition : PEAK_BE_74 3m 91200_1212_230620 VERTICAL : RBW:1000.000KHz VBW:3000.000KHz SWT:Auto</p> |  <p>Site : 03CH15-HY Condition : PEAK(LINE) 3m 91200_1212_230620 VERTICAL : RBW:1000.000KHz VBW:3000.000KHz SWT:Auto</p> |
| Avg. |  <p>Site : 03CH15-HY Condition : AV6_BE_54 3m 91200_1212_230620 VERTICAL : RBW:1000.000KHz VBW:0.300KHz SWT:Auto</p> |  <p>Site : 03CH15-HY Condition : AV6_54 3m 91200_1212_230620 VERTICAL : RBW:1000.000KHz VBW:0.300KHz SWT:Auto</p> |



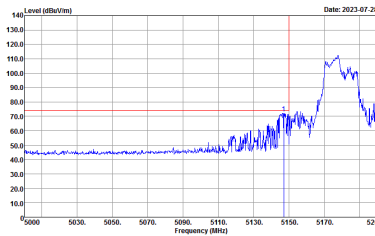
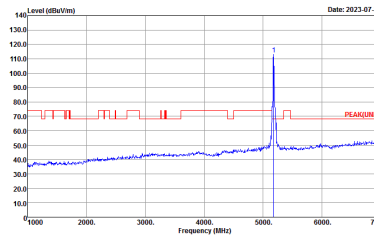
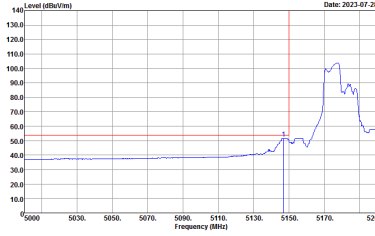
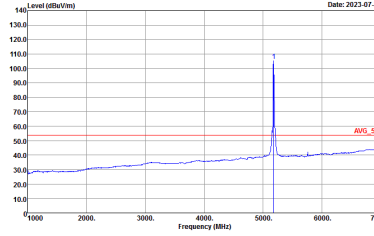
| WIFI | Band 1 5150~5250MHz Band Edge @ 3m | |
|------|---|-------------|
| ANT | 802.11ax HE20 Full CH48 5240MHz - R | |
| 6+7 | Vertical | Fundamental |
| Peak | <p>Site : 03CH15-HY Condition : PEAK_BE_74 3m 91200_1212_230620 VERTICAL : RBW:1000.000KHz VBW:3000.000KHz SWT:Auto</p> | Left blank |
| Avg. | <p>Site : 03CH15-HY Condition : AVG_BE_54 3m 91200_1212_230620 VERTICAL : RBW:1000.000KHz VBW:3000.000KHz SWT:Auto</p> | Left blank |



Band 1 5150~5250MHz
WIFI 802.11ax HE20 Partial 106 (Band Edge @ 3m)

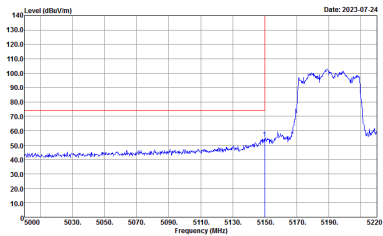
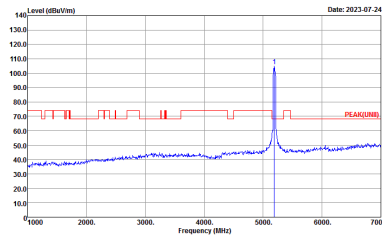
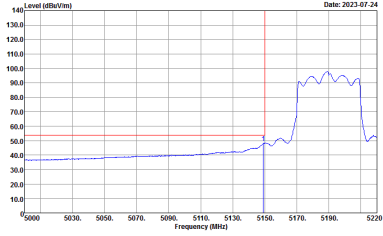
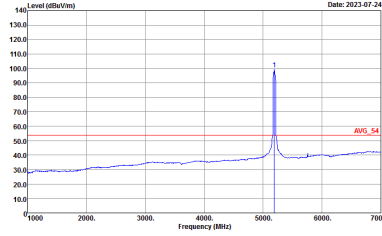
| WIFI | Band 1 5150~5250MHz Band Edge @ 3m | |
|------|--|---|
| ANT | 802.11ax HE20 Partial 106/53 CH36 5180MHz | |
| 6+7 | Horizontal | Fundamental |
| Peak |  <p>Level (dBuV/m) vs Frequency (MHz) plot for Horizontal Peak. The y-axis ranges from 10.0 to 140.0 dBuV/m, and the x-axis ranges from 5000 to 5200 MHz. A red horizontal line is at approximately 75 dBuV/m. A blue signal trace shows a peak at 5180 MHz reaching about 110 dBuV/m. A red vertical line is at 5150 MHz.</p> <p>Site : 03CH15-HY Condition : PEAK_BE_74 3m 91200_1212_230620 HORIZONTAL : RBW:1000.000KHz VBW:3000.000KHz SWT:Auto</p> |  <p>Level (dBuV/m) vs Frequency (MHz) plot for Fundamental Peak. The y-axis ranges from 10.0 to 140.0 dBuV/m, and the x-axis ranges from 1000 to 7000 MHz. A red horizontal line is at approximately 75 dBuV/m. A blue signal trace shows a sharp peak at 5180 MHz reaching about 110 dBuV/m. A red vertical line is at 5150 MHz.</p> <p>Site : 03CH15-HY Condition : PEAK(UNII) 3m 91200_1212_230620 HORIZONTAL : RBW:1000.000KHz VBW:3000.000KHz SWT:Auto</p> |
| |  <p>Level (dBuV/m) vs Frequency (MHz) plot for Horizontal Average. The y-axis ranges from 10.0 to 140.0 dBuV/m, and the x-axis ranges from 5000 to 5200 MHz. A red horizontal line is at approximately 55 dBuV/m. A blue signal trace shows a peak at 5180 MHz reaching about 100 dBuV/m. A red vertical line is at 5150 MHz.</p> <p>Site : 03CH15-HY Condition : AVG_BE_54 3m 91200_1212_230620 HORIZONTAL : RBW:1000.000KHz VBW:0.300KHz SWT:Auto</p> |  <p>Level (dBuV/m) vs Frequency (MHz) plot for Fundamental Average. The y-axis ranges from 10.0 to 140.0 dBuV/m, and the x-axis ranges from 1000 to 7000 MHz. A red horizontal line is at approximately 55 dBuV/m. A blue signal trace shows a sharp peak at 5180 MHz reaching about 100 dBuV/m. A red vertical line is at 5150 MHz.</p> <p>Site : 03CH15-HY Condition : AVG_54 3m 91200_1212_230620 HORIZONTAL : RBW:1000.000KHz VBW:0.300KHz SWT:Auto</p> |
| Avg. | | |



| WIFI | Band 1 5150~5250MHz Band Edge @ 3m | |
|------|---|--|
| ANT | 802.11ax HE20 Partial 106/53 CH36 5180MHz | |
| 6+7 | Vertical | Fundamental |
| Peak |  <p>Site : 03CH15-HY Condition : PEAK_BE_74 3m 91200_1212_230620 VERTICAL : RBW:1000.000KHz VBW:3000.000KHz SWT:Auto</p> |  <p>Site : 03CH15-HY Condition : PEAK(LINE) 3m 91200_1212_230620 VERTICAL : RBW:1000.000KHz VBW:3000.000KHz SWT:Auto</p> |
| Avg. |  <p>Site : 03CH15-HY Condition : AV6_BE_54 3m 91200_1212_230620 VERTICAL : RBW:1000.000KHz VBW:0.300KHz SWT:Auto</p> |  <p>Site : 03CH15-HY Condition : AV6_54 3m 91200_1212_230620 VERTICAL : RBW:1000.000KHz VBW:0.300KHz SWT:Auto</p> |



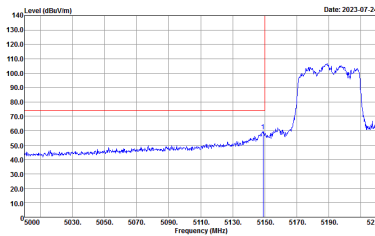
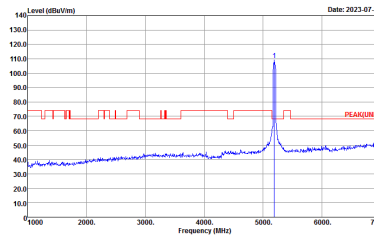
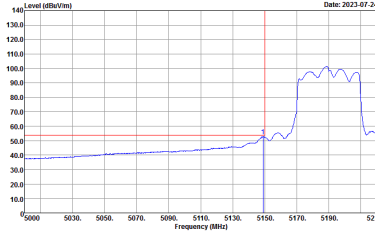
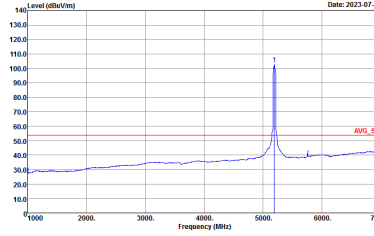
Band 1 5150~5250MHz
WIFI 802.11ax HE40 Full (Band Edge @ 3m)

| WIFI | Band 1 5150~5250MHz Band Edge @ 3m | |
|-------------|---|--|
| ANT | 802.11ax HE40 Full CH38 5190MHz - L | |
| 6+7 | Horizontal | Fundamental |
| Peak |  <p>Site : 03CH15-HY Condition : PEAK_BE_74 3m 91200_1212_230620 HORIZONTAL : RBW:1000.000KHz VBW:3000.000KHz SWT:Auto</p> |  <p>Site : 03CH15-HY Condition : PEAK(UNII) 3m 91200_1212_230620 HORIZONTAL : RBW:1000.000KHz VBW:3000.000KHz SWT:Auto</p> |
| Avg. |  <p>Site : 03CH15-HY Condition : AVG_BE_54 3m 91200_1212_230620 HORIZONTAL : RBW:1000.000KHz VBW:1.000KHz SWT:Auto</p> |  <p>Site : 03CH15-HY Condition : AVG_54 3m 91200_1212_230620 HORIZONTAL : RBW:1000.000KHz VBW:1.000KHz SWT:Auto</p> |



| WIFI | Band 1 5150~5250MHz Band Edge @ 3m | |
|--------------------|---|-------------------|
| ANT | 802.11ax HE40 Full CH38 5190MHz - R | |
| 6+7 | Horizontal | Fundamental |
| <p>Peak</p> | <p>Site : 03CH15-HY Condition : PEAK_BE_74 3m 91200_1212_230620 HORIZONTAL : RBW:1000.000KHz VBW:3000.000KHz SWT:Auto</p> | <p>Left blank</p> |
| <p>Avg.</p> | <p>Site : 03CH15-HY Condition : AVG_BE_54 3m 91200_1212_230620 HORIZONTAL : RBW:1000.000KHz VBW:1000KHz SWT:Auto</p> | <p>Left blank</p> |

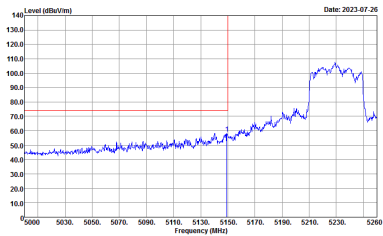
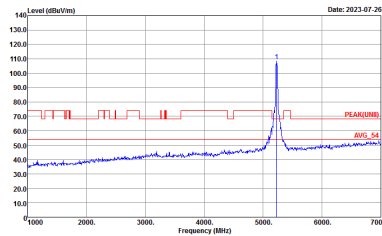
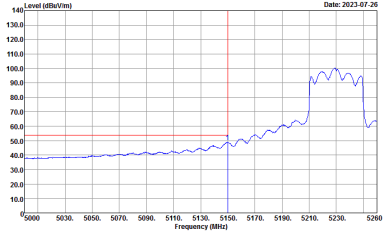
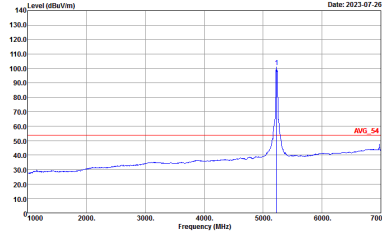


| WIFI | Band 1 5150~5250MHz Band Edge @ 3m | |
|------|---|--|
| ANT | 802.11ax HE40 Full CH38 5190MHz - L | |
| 6+7 | Vertical | Fundamental |
| Peak |  <p>Level (dBuV/m) vs Frequency (MHz) plot for Vertical orientation. The y-axis ranges from 10.0 to 140.0 dBuV/m, and the x-axis ranges from 5000 to 5220 MHz. A red vertical line is at 5190 MHz. The signal level rises from approximately 40 dBuV/m at 5150 MHz to about 100 dBuV/m at 5190 MHz. A red horizontal line is at approximately 75 dBuV/m.</p> <p>Site : 03CH15-HY Condition : PEAK_BE_74 3m 91200_1212_230620 VERTICAL : RBW:1000.000KHz VBW:3000.000KHz SWT:Auto</p> |  <p>Level (dBuV/m) vs Frequency (MHz) plot for Fundamental orientation. The y-axis ranges from 10.0 to 140.0 dBuV/m, and the x-axis ranges from 1000 to 7000 MHz. A sharp peak is visible at 5190 MHz. A red horizontal line labeled 'PEAK(LINE)' is at approximately 75 dBuV/m.</p> <p>Site : 03CH15-HY Condition : PEAK(LINE) 3m 91200_1212_230620 VERTICAL : RBW:1000.000KHz VBW:3000.000KHz SWT:Auto</p> |
| Avg. |  <p>Level (dBuV/m) vs Frequency (MHz) plot for Vertical orientation. The y-axis ranges from 10.0 to 140.0 dBuV/m, and the x-axis ranges from 5000 to 5220 MHz. A red vertical line is at 5190 MHz. The signal level rises from approximately 40 dBuV/m at 5150 MHz to about 100 dBuV/m at 5190 MHz. A red horizontal line is at approximately 55 dBuV/m.</p> <p>Site : 03CH15-HY Condition : AV6_BE_54 3m 91200_1212_230620 VERTICAL : RBW:1000.000KHz VBW:1000KHz SWT:Auto</p> |  <p>Level (dBuV/m) vs Frequency (MHz) plot for Fundamental orientation. The y-axis ranges from 10.0 to 140.0 dBuV/m, and the x-axis ranges from 1000 to 7000 MHz. A sharp peak is visible at 5190 MHz. A red horizontal line labeled 'AVG_54' is at approximately 55 dBuV/m.</p> <p>Site : 03CH15-HY Condition : AV6_54 3m 91200_1212_230620 VERTICAL : RBW:1000.000KHz VBW:1000KHz SWT:Auto</p> |

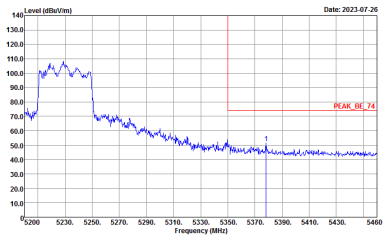
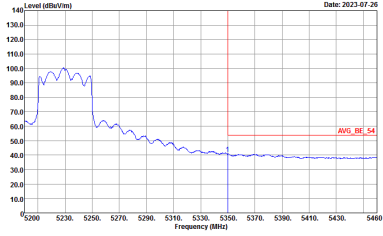


| WIFI | Band 1 5150~5250MHz Band Edge @ 3m | |
|--------------------|-------------------------------------|-------------------|
| ANT | 802.11ax HE40 Full CH38 5190MHz - R | |
| 6+7 | Vertical | Fundamental |
| <p>Peak</p> | | <p>Left blank</p> |
| <p>Avg.</p> | | <p>Left blank</p> |

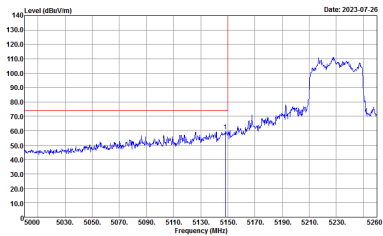
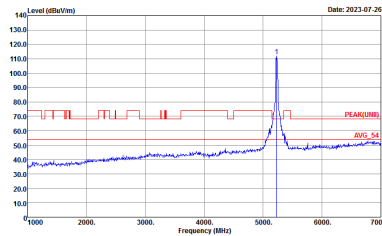
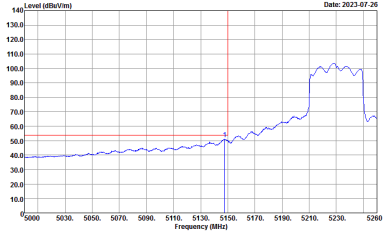
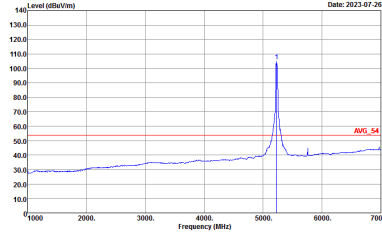


| | | |
|------|---|--|
| WIFI | Band 1 5150~5250MHz Band Edge @ 3m | |
| ANT | 802.11ax HE40 Full CH46 5230MHz - L | |
| 6+7 | Horizontal | Fundamental |
| Peak |  <p>Site : 03CH15-HY Condition : PEAK_BE_74 3m 91200_1212_230620 HORIZONTAL : RBW:1000.000KHz VBW:3000.000KHz SWT:Auto</p> |  <p>Site : 03CH15-HY Condition : PEAK(LINE) 3m 91200_1212_230620 HORIZONTAL : RBW:1000.000KHz VBW:3000.000KHz SWT:Auto</p> |
| Avg. |  <p>Site : 03CH15-HY Condition : AV6_BE_54 3m 91200_1212_230620 HORIZONTAL : RBW:1000.000KHz VBW:1000KHz SWT:Auto</p> |  <p>Site : 03CH15-HY Condition : AV6_54 3m 91200_1212_230620 HORIZONTAL : RBW:1000.000KHz VBW:1000KHz SWT:Auto</p> |

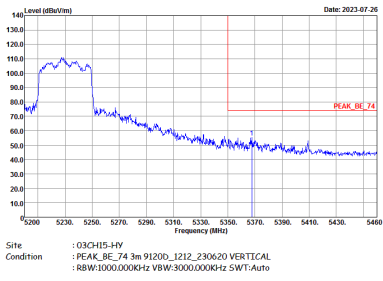
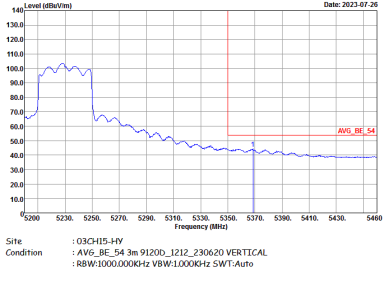


| WIFI | Band 1 5150~5250MHz Band Edge @ 3m | |
|--------------------|---|-------------------|
| ANT | 802.11ax HE40 Full CH46 5230MHz - R | |
| 6+7 | Horizontal | Fundamental |
| <p>Peak</p> |  <p>Site : 03CH15-HY Condition : PEAK_BE_74 3m 91200_1212_230620 HORIZONTAL : RBW:1000.000KHz VBW:3000.000KHz SWT:Auto</p> | <p>Left blank</p> |
| <p>Avg.</p> |  <p>Site : 03CH15-HY Condition : AVG_BE_54 3m 91200_1212_230620 HORIZONTAL : RBW:1000.000KHz VBW:1000KHz SWT:Auto</p> | <p>Left blank</p> |



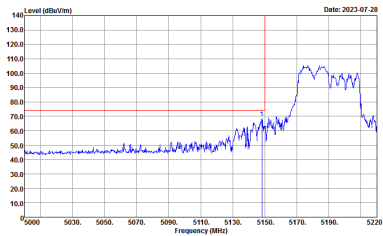
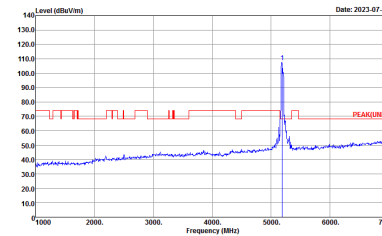
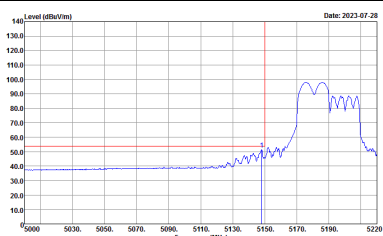
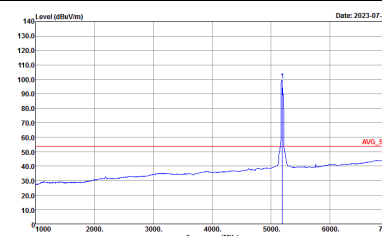
| | | |
|------|---|--|
| WIFI | Band 1 5150~5250MHz Band Edge @ 3m | |
| ANT | 802.11ax HE40 Full CH46 5230MHz - L | |
| 6+7 | Vertical | Fundamental |
| Peak |  <p>Site : 03CH15-HY Condition : PEAK_BE_74 3m 91200_1212_230620 VERTICAL : RBW:1000.000KHz VBW:3000.000KHz SWT:Auto</p> |  <p>Site : 03CH15-HY Condition : PEAK(LINE) 3m 91200_1212_230620 VERTICAL : RBW:1000.000KHz VBW:3000.000KHz SWT:Auto</p> |
| Avg. |  <p>Site : 03CH15-HY Condition : AV6_BE_54 3m 91200_1212_230620 VERTICAL : RBW:1000.000KHz VBW:1000KHz SWT:Auto</p> |  <p>Site : 03CH15-HY Condition : AV6_54 3m 91200_1212_230620 VERTICAL : RBW:1000.000KHz VBW:1000KHz SWT:Auto</p> |



| WIFI | Band 1 5150~5250MHz Band Edge @ 3m | |
|------|---|-------------|
| ANT | 802.11ax HE40 Full CH46 5230MHz - R | |
| 6+7 | Vertical | Fundamental |
| Peak |  | Left blank |
| Avg. |  | Left blank |



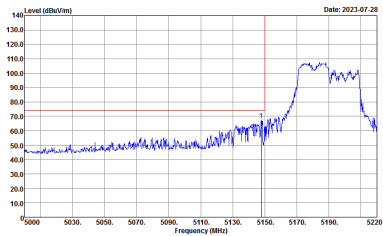
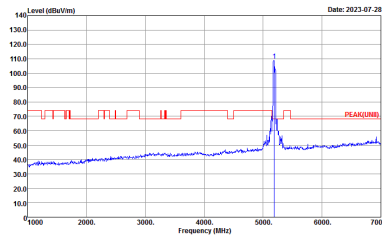
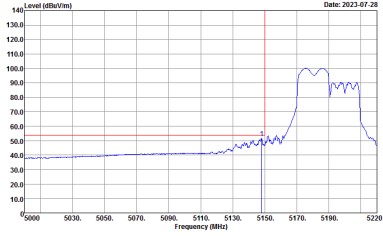
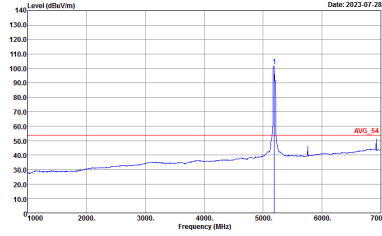
Band 1 5150~5250MHz
WIFI 802.11ax HE40 Partial 242 (Band Edge @ 3m)

| WIFI | Band 1 5150~5250MHz Band Edge @ 3m | |
|-------------|---|--|
| ANT | 802.11ax HE40 Partial 242/61 CH38 5190MHz - L | |
| 6+7 | Horizontal | Fundamental |
| Peak |  <p>Site : 03CH15-HY Condition : PEAK_BE_74 3m 91200_1212_230620 HORIZONTAL : RBW:1000.000KHz VBW:3000.000KHz SWT:Auto</p> |  <p>Site : 03CH15-HY Condition : PEAK(UNII) 3m 91200_1212_230620 HORIZONTAL : RBW:1000.000KHz VBW:3000.000KHz SWT:Auto</p> |
| Avg. |  <p>Site : 03CH15-HY Condition : AVG_BE_54 3m 91200_1212_230620 HORIZONTAL : RBW:1000.000KHz VBW:1.000KHz SWT:Auto</p> |  <p>Site : 03CH15-HY Condition : AVG_54 3m 91200_1212_230620 HORIZONTAL : RBW:1000.000KHz VBW:1.000KHz SWT:Auto</p> |

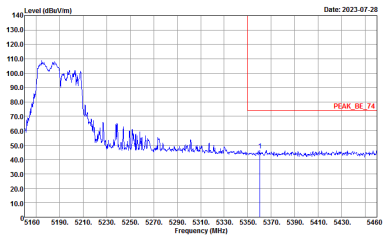
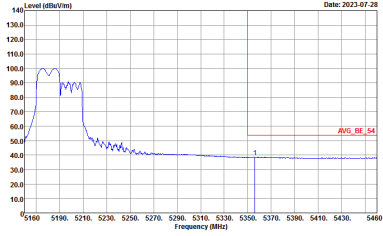


| WIFI | Band 1 5150~5250MHz Band Edge @ 3m | |
|------|---|-------------|
| ANT | 802.11ax HE40 Partial 242/61 CH38 5190MHz - R | |
| 6+7 | Horizontal | Fundamental |
| Peak | <p>Site : 03CH15-HY Condition : PEAK_BE_74 3m 91200_1212_230620 HORIZONTAL : RBW:1000.000KHz VBW:3000.000KHz SWT:Auto</p> | Left blank |
| Avg. | <p>Site : 03CH15-HY Condition : AVG_BE_54 3m 91200_1212_230620 HORIZONTAL : RBW:1000.000KHz VBW:1000KHz SWT:Auto</p> | Left blank |



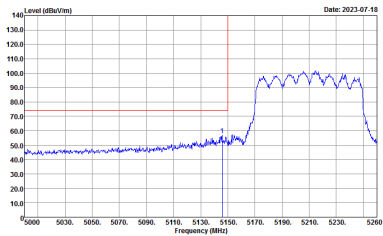
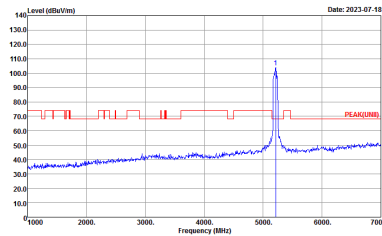
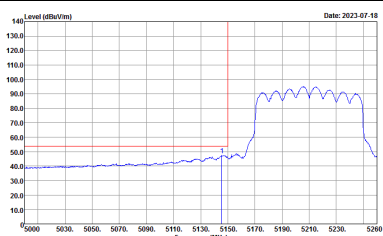
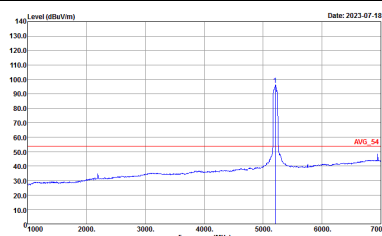
| WIFI | Band 1 5150~5250MHz Band Edge @ 3m | |
|------|---|--|
| ANT | 802.11ax HE40 Partial 242/61 CH38 5190MHz - L | |
| 6+7 | Vertical | Fundamental |
| Peak |  <p>Site : 03CH15-HY Condition : PEAK_BE_74 3m 91200_1212_230620 VERTICAL : RBW:1000.000KHz VBW:3000.000KHz SWT:Auto</p> |  <p>Site : 03CH15-HY Condition : PEAK(LINE) 3m 91200_1212_230620 VERTICAL : RBW:1000.000KHz VBW:3000.000KHz SWT:Auto</p> |
| Avg. |  <p>Site : 03CH15-HY Condition : AV6_BE_54 3m 91200_1212_230620 VERTICAL : RBW:1000.000KHz VBW:1000KHz SWT:Auto</p> |  <p>Site : 03CH15-HY Condition : AV6_54 3m 91200_1212_230620 VERTICAL : RBW:1000.000KHz VBW:1000KHz SWT:Auto</p> |



| WIFI | Band 1 5150~5250MHz Band Edge @ 3m | |
|--------------------|---|-------------------|
| ANT | 802.11ax HE40 Partial 242/61 CH38 5190MHz - R | |
| 6+7 | Vertical | Fundamental |
| <p>Peak</p> |  <p>Site : 03CH15-HY Condition : PEAK_BE_74 3m 91200_1212_230620 VERTICAL : RBW:1000.000KHz VBW:3000.000KHz SWT:Auto</p> | <p>Left blank</p> |
| <p>Avg.</p> |  <p>Site : 03CH15-HY Condition : AVG_BE_54 3m 91200_1212_230620 VERTICAL : RBW:1000.000KHz VBW:1000KHz SWT:Auto</p> | <p>Left blank</p> |



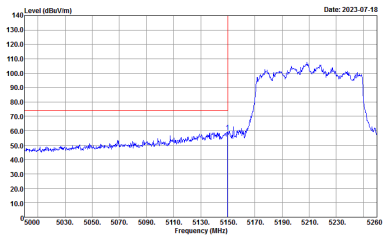
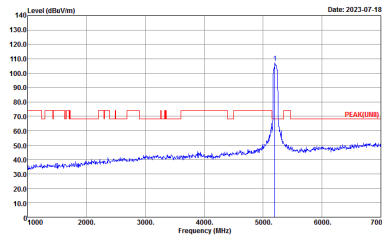
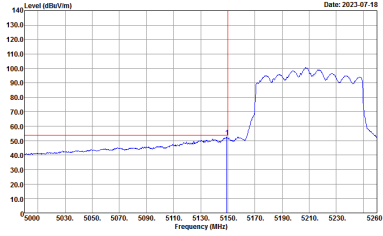
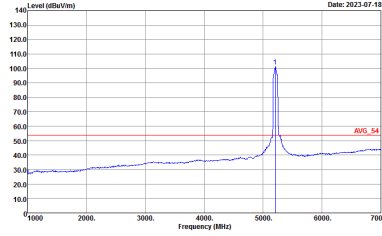
Band 1 5150~5250MHz
WIFI 802.11ax HE80 Full (Band Edge @ 3m)

| WIFI | Band 1 5150~5250MHz Band Edge @ 3m | |
|-------------|---|--|
| ANT | 802.11ax HE80 Full CH42 5210MHz - L | |
| 6+7 | Horizontal | Fundamental |
| Peak |  <p>Site : 03CH15-HY Condition : PEAK_BE_74 3m 91200_1212_230620 HORIZONTAL : RBW:1000.000KHz VBW:3000.000KHz SWT:Auto</p> |  <p>Site : 03CH15-HY Condition : PEAK(UNII) 3m 91200_1212_230620 HORIZONTAL : RBW:1000.000KHz VBW:3000.000KHz SWT:Auto</p> |
| Avg. |  <p>Site : 03CH15-HY Condition : AVG_BE_54 3m 91200_1212_230620 HORIZONTAL : RBW:1000.000KHz VBW:3.000KHz SWT:Auto</p> |  <p>Site : 03CH15-HY Condition : AVG_54 3m 91200_1212_230620 HORIZONTAL : RBW:1000.000KHz VBW:3.000KHz SWT:Auto</p> |

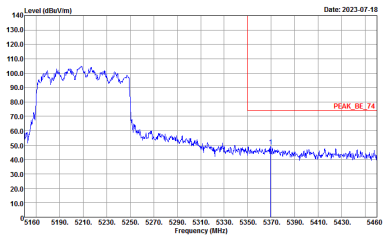
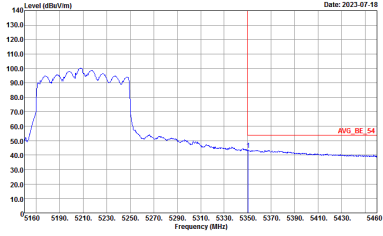


| WIFI | Band 1 5150~5250MHz Band Edge @ 3m | |
|--------------------|-------------------------------------|-------------------|
| ANT | 802.11ax HE80 Full CH42 5210MHz - R | |
| 6+7 | Horizontal | Fundamental |
| <p>Peak</p> | | <p>Left blank</p> |
| <p>Avg.</p> | | <p>Left blank</p> |



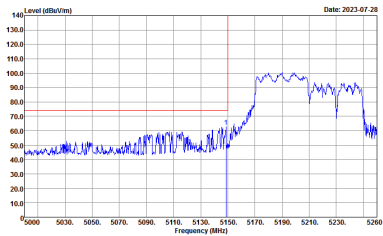
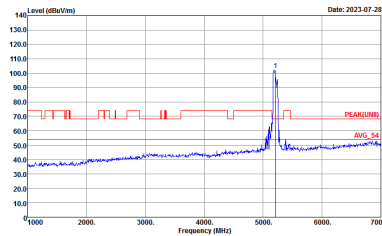
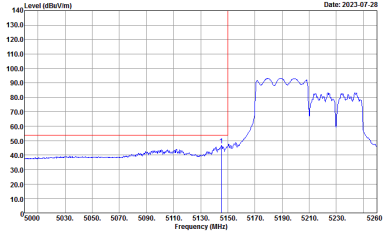
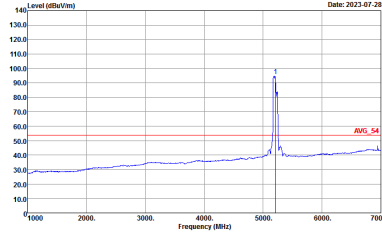
| WIFI | Band 1 5150~5250MHz Band Edge @ 3m | |
|------|---|--|
| ANT | 802.11ax HE80 Full CH42 5210MHz - L | |
| 6+7 | Vertical | Fundamental |
| Peak |  <p>Site : 03CH15-HY Condition : PEAK_BE_74 3m 91200_1212_230620 VERTICAL : RBW:1000.000KHz VBW:3000.000KHz SWT:Auto</p> |  <p>Site : 03CH15-HY Condition : PEAK(LINE) 3m 91200_1212_230620 VERTICAL : RBW:1000.000KHz VBW:3000.000KHz SWT:Auto</p> |
| Avg. |  <p>Site : 03CH15-HY Condition : AV6_BE_54 3m 91200_1212_230620 VERTICAL : RBW:1000.000KHz VBW:3.000KHz SWT:Auto</p> |  <p>Site : 03CH15-HY Condition : AV6_54 3m 91200_1212_230620 VERTICAL : RBW:1000.000KHz VBW:3.000KHz SWT:Auto</p> |



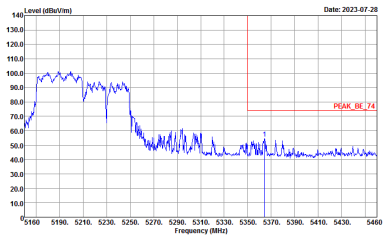
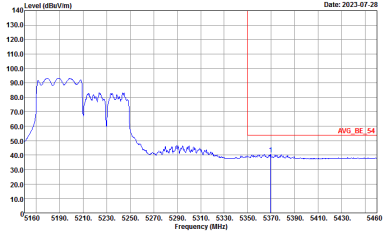
| WIFI | Band 1 5150~5250MHz Band Edge @ 3m | |
|--------------------|---|-------------------|
| ANT | 802.11ax HE80 Full CH42 5210MHz - R | |
| 6+7 | Vertical | Fundamental |
| <p>Peak</p> |  <p>Site : 03CH15-HY Condition : PEAK_BE_74 3m 91200_1212_230620 VERTICAL : RBW:1000.000kHz VBW:3000.000kHz SWF:Auto</p> | <p>Left blank</p> |
| <p>Avg.</p> |  <p>Site : 03CH15-HY Condition : AVG_BE_54 3m 91200_1212_230620 VERTICAL : RBW:1000.000kHz VBW:3.000kHz SWF:Auto</p> | <p>Left blank</p> |



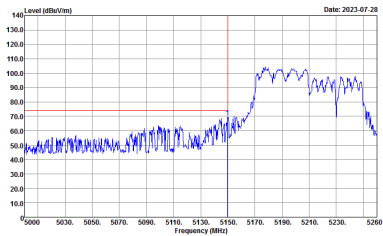
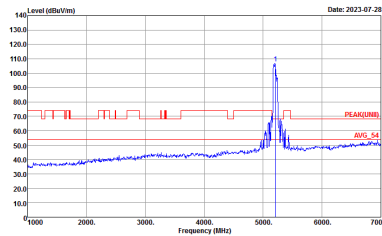
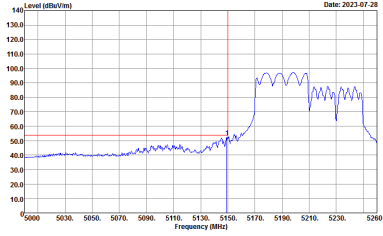
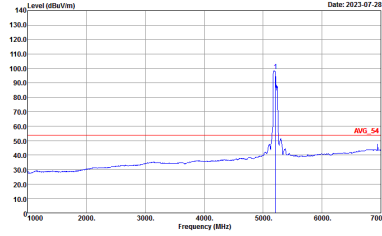
Band 1 5150~5250MHz
WIFI 802.11ax HE80 Partial 484 (Band Edge @ 3m)

| WIFI | Band 1 5150~5250MHz Band Edge @ 3m | |
|------|---|--|
| ANT | 802.11ax HE80 Partial 484/65 CH42 5210MHz - L | |
| 6+7 | Horizontal | Fundamental |
| Peak |  <p>Site : 03CH15-HY Condition : PEAK_BE_74 3m 91200_1212_230620 HORIZONTAL : RBW:1000.000KHz VBW:3000.000KHz SWT:Auto</p> |  <p>Site : 03CH15-HY Condition : PEAK(UNII) 3m 91200_1212_230620 HORIZONTAL : RBW:1000.000KHz VBW:3000.000KHz SWT:Auto</p> |
| |  <p>Site : 03CH15-HY Condition : AVG_BE_54 3m 91200_1212_230620 HORIZONTAL : RBW:1000.000KHz VBW:1.000KHz SWT:Auto</p> |  <p>Site : 03CH15-HY Condition : AVG_54 3m 91200_1212_230620 HORIZONTAL : RBW:1000.000KHz VBW:1.000KHz SWT:Auto</p> |
| Avg. | | |



| WIFI | Band 1 5150~5250MHz Band Edge @ 3m | |
|--------------------|---|-------------------|
| ANT | 802.11ax HE80 Partial 484/65 CH42 5210MHz - R | |
| 6+7 | Horizontal | Fundamental |
| <p>Peak</p> |  <p>Site : 03CH15-HY Condition : PEAK_BE_74 3m 91200_1212_230620 HORIZONTAL : RBW:1000.000kHz VBW:3000.000kHz SWT:Auto</p> | <p>Left blank</p> |
| <p>Avg.</p> |  <p>Site : 03CH15-HY Condition : AVG_BE_54 3m 91200_1212_230620 HORIZONTAL : RBW:1000.000kHz VBW:1000kHz SWT:Auto</p> | <p>Left blank</p> |



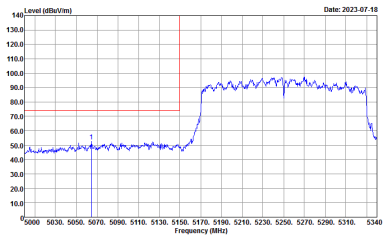
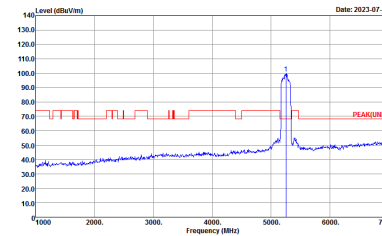
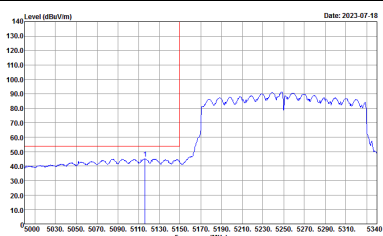
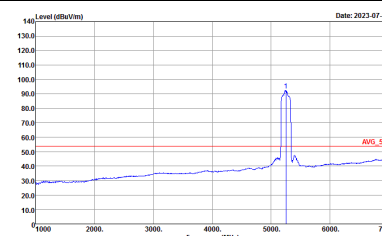
| | | |
|------|---|--|
| WIFI | Band 1 5150~5250MHz Band Edge @ 3m | |
| ANT | 802.11ax HE80 Partial 484/65 CH42 5210MHz - L | |
| 6+7 | Vertical | Fundamental |
| Peak |  <p>Site : 03CH15-HY Condition : PEAK_BE_74 3m 91200_1212_230620 VERTICAL : RBW:1000.000KHz VBW:3000.000KHz SWT:Auto</p> |  <p>Site : 03CH15-HY Condition : PEAK(LINE) 3m 91200_1212_230620 VERTICAL : RBW:1000.000KHz VBW:3000.000KHz SWT:Auto</p> |
| Avg. |  <p>Site : 03CH15-HY Condition : AV6_BE_54 3m 91200_1212_230620 VERTICAL : RBW:1000.000KHz VBW:1000KHz SWT:Auto</p> |  <p>Site : 03CH15-HY Condition : AV6_54 3m 91200_1212_230620 VERTICAL : RBW:1000.000KHz VBW:1000KHz SWT:Auto</p> |



| WIFI | Band 1 5150~5250MHz Band Edge @ 3m | |
|------|---|-------------|
| ANT | 802.11ax HE80 Partial 484/65 CH42 5210MHz - R | |
| 6+7 | Vertical | Fundamental |
| Peak | <p>Site : 03CH15-HY Condition : PEAK_BE_74 3m 91200_1212_230620 VERTICAL : RBW:1000.000KHz VBW:3000.000KHz SWT:Auto</p> | Left blank |
| Avg. | <p>Site : 03CH15-HY Condition : AVG_BE_54 3m 91200_1212_230620 VERTICAL : RBW:1000.000KHz VBW:1000KHz SWT:Auto</p> | Left blank |



Band 1 5150~5250MHz
WIFI 802.11ax HE160 Full (Band Edge @ 3m)

| WIFI | Band 1 5150~5250MHz Band Edge @ 3m | |
|-------------|---|--|
| ANT | 802.11ax HE160 Full CH50 5250MHz - L | |
| 6+7 | Horizontal | Fundamental |
| Peak |  <p>Site : 03CH15-HY Condition : PEAK_BE_74 3m 91200_1212_230620 HORIZONTAL : RBW:1000.000KHz VBW:3000.000KHz SWT:Auto</p> |  <p>Site : 03CH15-HY Condition : PEAK(UNII) 3m 91200_1212_230620 HORIZONTAL : RBW:1000.000KHz VBW:3000.000KHz SWT:Auto</p> |
| Avg. |  <p>Site : 03CH15-HY Condition : AVG_BE_54 3m 91200_1212_230620 HORIZONTAL : RBW:1000.000KHz VBW:3.000KHz SWT:Auto</p> |  <p>Site : 03CH15-HY Condition : AVG_54 3m 91200_1212_230620 HORIZONTAL : RBW:1000.000KHz VBW:3.000KHz SWT:Auto</p> |



| WIFI | Band 1 5150~5250MHz Band Edge @ 3m | |
|------|---|-------------|
| ANT | 802.11ax HE160 Full CH50 5250MHz - R | |
| 6+7 | Horizontal | Fundamental |
| Peak | <p>Site : 03CH15-HY Condition : PEAK_BE_74 3m 91200_1212_230620 HORIZONTAL : RBW:1000.000kHz VBW:3000.000kHz SWF:Auto</p> | Left blank |
| Avg. | <p>Site : 03CH15-HY Condition : AVG_BE_54 3m 91200_1212_230620 HORIZONTAL : RBW:1000.000kHz VBW:3.000kHz SWF:Auto</p> | Left blank |



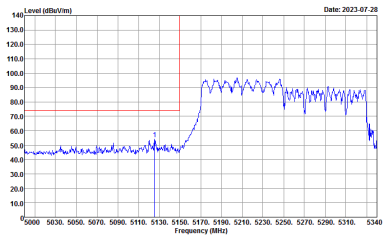
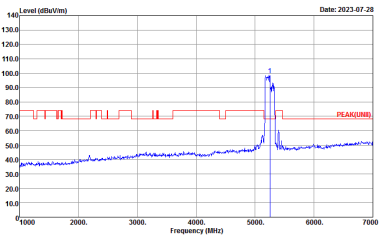
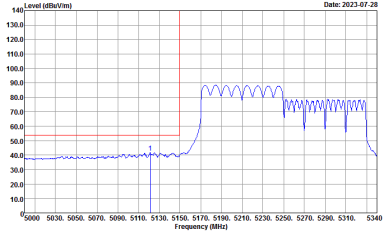
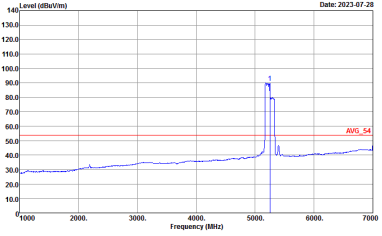
| WIFI | Band 1 5150~5250MHz Band Edge @ 3m | |
|------|---|---|
| ANT | 802.11ax HE160 Full CH50 5250MHz - L | |
| 6+7 | Vertical | Fundamental |
| Peak | <p>Site : 03CH15-HY Condition : PEAK_BE_74 3m 91200_1212_230620 VERTICAL : RBW:1000.000KHz VBW:3000.000KHz SWT:Auto</p> | <p>Site : 03CH15-HY Condition : PEAK(LINE) 3m 91200_1212_230620 VERTICAL : RBW:1000.000KHz VBW:3000.000KHz SWT:Auto</p> |
| Avg. | <p>Site : 03CH15-HY Condition : AV6_BE_54 3m 91200_1212_230620 VERTICAL : RBW:1000.000KHz VBW:3.000KHz SWT:Auto</p> | <p>Site : 03CH15-HY Condition : AV6_54 3m 91200_1212_230620 VERTICAL : RBW:1000.000KHz VBW:3.000KHz SWT:Auto</p> |



| WIFI | Band 1 5150~5250MHz Band Edge @ 3m | |
|------|---|-------------|
| ANT | 802.11ax HE160 Full CH50 5250MHz - R | |
| 6+7 | Vertical | Fundamental |
| Peak | <p>Site : 03CH15-HY Condition : PEAK_BE_74 3m 91200_1212_230620 VERTICAL : RBW:1000.000KHz VBW:3000.000KHz SWT:Auto</p> | Left blank |
| Avg. | <p>Site : 03CH15-HY Condition : AVG_BE_54 3m 91200_1212_230620 VERTICAL : RBW:1000.000KHz VBW:3000.000KHz SWT:Auto</p> | Left blank |



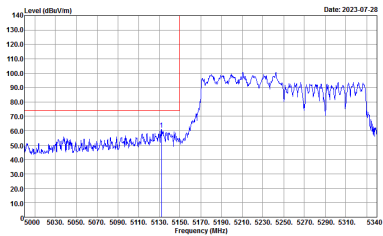
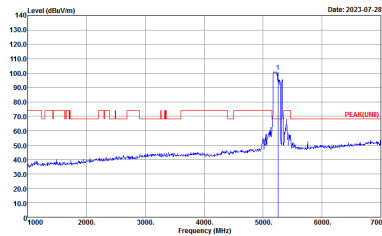
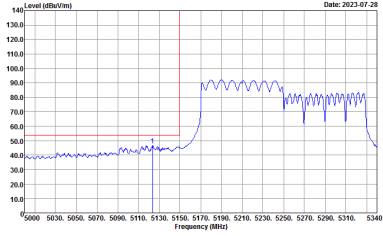
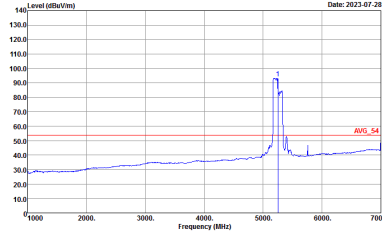
Band 1 5150~5250MHz
WIFI 802.11ax HE160 Partial 996 (Band Edge @ 3m)

| WIFI | Band 1 5150~5250MHz Band Edge @ 3m | |
|-------------|--|--|
| ANT | 802.11ax HE160 Partial 996/67 CH50 5250MHz - L | |
| 6+7 | Horizontal | Fundamental |
| Peak |  <p>Level (dBm/100MHz) vs Frequency (MHz) plot showing a peak at approximately 5150 MHz. The y-axis ranges from 10.0 to 140.0 dBm/100MHz, and the x-axis ranges from 5000 to 5340 MHz. A red vertical line marks the peak.</p> <p>Site : 03CH15-HY Condition : PEAK_BE_74 3m 91200_1212_230620 HORIZONTAL : RBW:1000.000KHz VBW:3000.000KHz SWT:Auto</p> |  <p>Level (dBm/100MHz) vs Frequency (MHz) plot showing a peak at approximately 5150 MHz. The y-axis ranges from 10.0 to 140.0 dBm/100MHz, and the x-axis ranges from 1000 to 7000 MHz. A red vertical line marks the peak.</p> <p>Site : 03CH15-HY Condition : PEAK(UNII) 3m 91200_1212_230620 HORIZONTAL : RBW:1000.000KHz VBW:3000.000KHz SWT:Auto</p> |
| Avg. |  <p>Level (dBm/100MHz) vs Frequency (MHz) plot showing an average level at approximately 5150 MHz. The y-axis ranges from 10.0 to 140.0 dBm/100MHz, and the x-axis ranges from 5000 to 5340 MHz. A red horizontal line marks the average level.</p> <p>Site : 03CH15-HY Condition : AVG_BE_54 3m 91200_1212_230620 HORIZONTAL : RBW:1000.000KHz VBW:1.000KHz SWT:Auto</p> |  <p>Level (dBm/100MHz) vs Frequency (MHz) plot showing an average level at approximately 5150 MHz. The y-axis ranges from 10.0 to 140.0 dBm/100MHz, and the x-axis ranges from 1000 to 7000 MHz. A red horizontal line marks the average level.</p> <p>Site : 03CH15-HY Condition : AVG_54 3m 91200_1212_230620 HORIZONTAL : RBW:1000.000KHz VBW:1.000KHz SWT:Auto</p> |



| WIFI | Band 1 5150~5250MHz Band Edge @ 3m | |
|------|---|-------------|
| ANT | 802.11ax HE160 Partial 996/67 CH50 5250MHz - R | |
| 6+7 | Horizontal | Fundamental |
| Peak | <p>Site : 03CH15-HY Condition : PEAK_BE_74 3m 91200_1212_230620 HORIZONTAL : RBW:1000.000KHz VBW:3000.000KHz SWT:Auto</p> | Left blank |
| Avg. | <p>Site : 03CH15-HY Condition : AVG_BE_54 3m 91200_1212_230620 HORIZONTAL : RBW:1000.000KHz VBW:1000KHz SWT:Auto</p> | Left blank |



| | | |
|-------------|---|---|
| WIFI | Band 1 5150~5250MHz Band Edge @ 3m | |
| ANT | 802.11ax HE160 Partial 996/67 CH50 5250MHz - L | |
| 6+7 | Vertical | Fundamental |
| Peak |  <p>Level (dBµV/m) vs Frequency (MHz) plot for Vertical polarization. The y-axis ranges from 10.0 to 140.0 dBµV/m, and the x-axis ranges from 5000 to 5340 MHz. A red vertical line is at 5150 MHz. A red horizontal line is at approximately 75 dBµV/m. A blue signal trace shows a peak at 5150 MHz reaching approximately 100 dBµV/m.</p> <p>Site : 03CH15-HY Condition : PEAK_BE_74 3m 91200_1212_230620 VERTICAL : RBW:1000.000KHz VBW:3000.000KHz SWT:Auto</p> |  <p>Level (dBµV/m) vs Frequency (MHz) plot for Fundamental polarization. The y-axis ranges from 10.0 to 140.0 dBµV/m, and the x-axis ranges from 1000 to 7000 MHz. A red horizontal line is at approximately 75 dBµV/m and is labeled 'PEAK(LINE)'. A blue signal trace shows a sharp peak at 5150 MHz reaching approximately 100 dBµV/m.</p> <p>Site : 03CH15-HY Condition : PEAK(LINE) 3m 91200_1212_230620 VERTICAL : RBW:1000.000KHz VBW:3000.000KHz SWT:Auto</p> |
| Avg. |  <p>Level (dBµV/m) vs Frequency (MHz) plot for Vertical polarization. The y-axis ranges from 10.0 to 140.0 dBµV/m, and the x-axis ranges from 5000 to 5340 MHz. A red vertical line is at 5150 MHz. A red horizontal line is at approximately 55 dBµV/m. A blue signal trace shows a peak at 5150 MHz reaching approximately 90 dBµV/m.</p> <p>Site : 03CH15-HY Condition : AV6_BE_54 3m 91200_1212_230620 VERTICAL : RBW:1000.000KHz VBW:1000KHz SWT:Auto</p> |  <p>Level (dBµV/m) vs Frequency (MHz) plot for Fundamental polarization. The y-axis ranges from 10.0 to 140.0 dBµV/m, and the x-axis ranges from 1000 to 7000 MHz. A red horizontal line is at approximately 55 dBµV/m and is labeled 'AVG_54'. A blue signal trace shows a peak at 5150 MHz reaching approximately 90 dBµV/m.</p> <p>Site : 03CH15-HY Condition : AV6_54 3m 91200_1212_230620 VERTICAL : RBW:1000.000KHz VBW:1000KHz SWT:Auto</p> |



| WIFI | Band 1 5150~5250MHz Band Edge @ 3m | |
|------|---|-------------|
| ANT | 802.11ax HE160 Partial 996/67 CH50 5250MHz - R | |
| 6+7 | Vertical | Fundamental |
| Peak | <p>Site : 03CH15-HY Condition : PEAK_BE_74 3m 91200_1212_230620 VERTICAL : RBW:1000.000KHz VBW:3000.000KHz SWT:Auto</p> | Left blank |
| Avg. | <p>Site : 03CH15-HY Condition : AVG_BE_54 3m 91200_1212_230620 VERTICAL : RBW:1000.000KHz VBW:1000KHz SWT:Auto</p> | Left blank |



| | | |
|------|---|---|
| WIFI | Band 1 5150~5250MHz Band Edge @ 3m | |
| ANT | 802.11ax HE160 Partial 996/S67 CH50 5250MHz - L | |
| 6+7 | Horizontal | Fundamental |
| Peak | <p>Site : 03CH15-HY Condition : PEAK_BE_74 3m 91200_1212_230620 HORIZONTAL : RBW:1000.000KHz VBW:3000.000KHz SWT:Auto</p> | <p>Site : 03CH15-HY Condition : PEAK(LINE) 3m 91200_1212_230620 HORIZONTAL : RBW:1000.000KHz VBW:3000.000KHz SWT:Auto</p> |
| Avg. | <p>Site : 03CH15-HY Condition : AV6_BE_54 3m 91200_1212_230620 HORIZONTAL : RBW:1000.000KHz VBW:3.000KHz SWT:Auto</p> | <p>Site : 03CH15-HY Condition : AV6_54 3m 91200_1212_230620 HORIZONTAL : RBW:1000.000KHz VBW:3.000KHz SWT:Auto</p> |

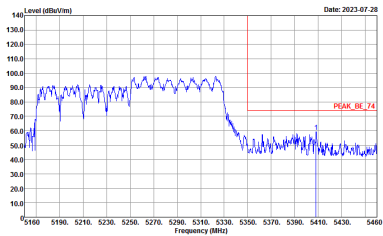
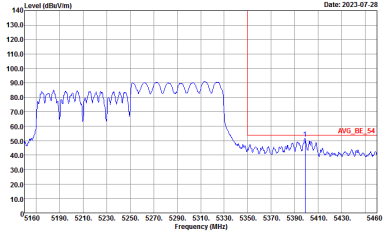


| WIFI | Band 1 5150~5250MHz Band Edge @ 3m | |
|------|---|-------------|
| ANT | 802.11ax HE160 Partial 996/67S CH50 5250MHz - R | |
| 6+7 | Horizontal | Fundamental |
| Peak | <p>Site : 03CH15-HY Condition : PEAK_BE_74 3m 91200_1212_230620 HORIZONTAL RBW:1000.000kHz VBW:3000.000kHz SWF:Auto</p> | Left blank |
| Avg. | <p>Site : 03CH15-HY Condition : AVG_BE_54 3m 91200_1212_230620 HORIZONTAL RBW:1000.000kHz VBW:3.000kHz SWF:Auto</p> | Left blank |



| WIFI | Band 1 5150~5250MHz Band Edge @ 3m | |
|------|---|---|
| ANT | 802.11ax HE160 Partial 996/67S CH50 5250MHz - L | |
| 6+7 | Vertical | Fundamental |
| Peak | <p>Site : 03CH15-HY Condition : PEAK_BE_74 3m 91200_1212_230620 VERTICAL : RBW:1000.000KHz VBW:3000.000KHz SWT:Auto</p> | <p>Site : 03CH15-HY Condition : PEAK(LINE) 3m 91200_1212_230620 VERTICAL : RBW:1000.000KHz VBW:3000.000KHz SWT:Auto</p> |
| Avg. | <p>Site : 03CH15-HY Condition : AV6_BE_54 3m 91200_1212_230620 VERTICAL : RBW:1000.000KHz VBW:3.000KHz SWT:Auto</p> | <p>Site : 03CH15-HY Condition : AV6_54 3m 91200_1212_230620 VERTICAL : RBW:1000.000KHz VBW:3.000KHz SWT:Auto</p> |

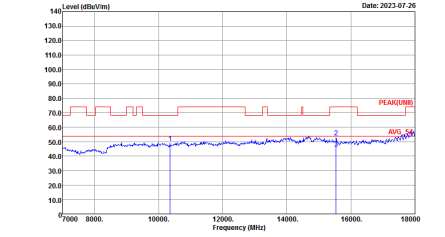
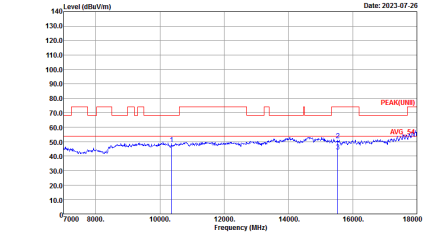


| WIFI | Band 1 5150~5250MHz Band Edge @ 3m | |
|--------------------|---|-------------------|
| ANT | 802.11ax HE160 Partial 996/67S CH50 5250MHz - R | |
| 6+7 | Vertical | Fundamental |
| <p>Peak</p> |  <p>Site : 03CH15-HY Condition : PEAK_BE_74 3m 91200_1212_230620 VERTICAL : RBW:1000.000KHz VBW:3000.000KHz SWT:Auto</p> | <p>Left blank</p> |
| <p>Avg.</p> |  <p>Site : 03CH15-HY Condition : AVG_BE_54 3m 91200_1212_230620 VERTICAL : RBW:1000.000KHz VBW:3.000KHz SWT:Auto</p> | <p>Left blank</p> |



Band 1 - 5150~5250MHz

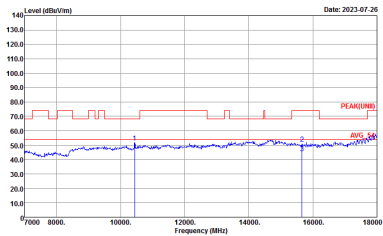
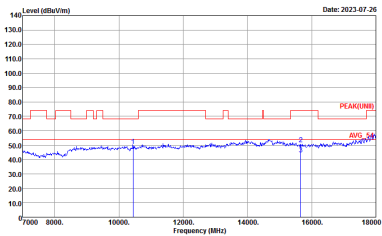
WIFI 802.11a (Harmonic @ 3m)

| | | |
|---------------------------------------|--|---|
| WIFI | Band 1 5150~5250MHz Harmonic @ 3m | |
| ANT | 802.11a CH36 5180MHz | |
| 6+7 | Horizontal | Vertical |
| <p>Peak</p> <p>Avg.</p> |  <p>Site : 03CH15-HY Condition : PEAK[UNII] 3m 91200_1212_230620 HORIZONTAL</p> |  <p>Site : 03CH15-HY Condition : PEAK[UNII] 3m 91200_1212_230620 VERTICAL</p> |

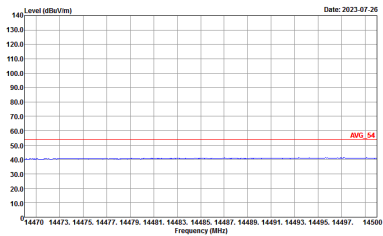
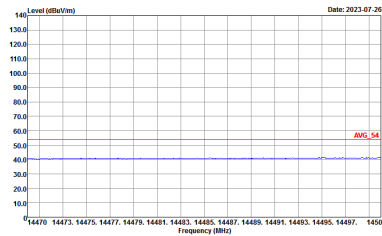
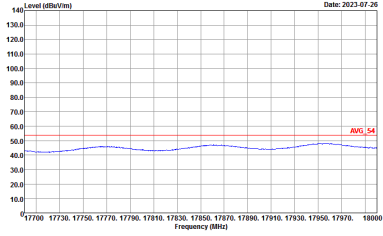
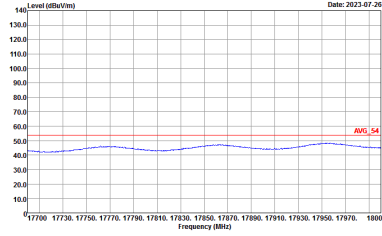


| | | |
|-----------------------------------|--|--|
| WIFI | Band 1 5150~5250MHz Harmonic @ 3m | |
| ANT | 802.11a CH36 5180MHz | |
| 6+7 | Horizontal | Vertical |
| <p>14.47G ~14.5G Avg.</p> | <p>Site : 03CH15-HY Condition : AV6_54 3m 91200_1212_230620 HORIZONTAL</p> | <p>Site : 03CH15-HY Condition : AV6_54 3m 91200_1212_230620 VERTICAL</p> |
| <p>17.7G ~18G Avg.</p> | <p>Site : 03CH15-HY Condition : AV6_54 3m 91200_1212_230620 HORIZONTAL</p> | <p>Site : 03CH15-HY Condition : AV6_54 3m 91200_1212_230620 VERTICAL</p> |



| | | |
|--------------|--|---|
| WIFI | Band 1 5150~5250MHz Harmonic @ 3m | |
| ANT | 802.11a CH44 5220MHz | |
| 6+7 | Horizontal | Vertical |
| Peak Avg. |  <p>Site : 03CH15-HY Condition : PEAK(UNIT) 3m 9120D_1212_230620 HORIZONTAL</p> |  <p>Site : 03CH15-HY Condition : PEAK(UNIT) 3m 9120D_1212_230620 VERTICAL</p> |



| WIFI | Band 1 5150~5250MHz Harmonic @ 3m | |
|--|--|---|
| ANT | 802.11a CH44 5220MHz | |
| 6+7 | Horizontal | Vertical |
| <p>14.47G ~14.5G Avg.</p> |  <p>Site : 03CH15-HY Condition : AV6_54 3m 91200_1212_230620 HORIZONTAL</p> |  <p>Site : 03CH15-HY Condition : AV6_54 3m 91200_1212_230620 VERTICAL</p> |
| <p>17.7G ~18G Avg.</p> |  <p>Site : 03CH15-HY Condition : AV6_54 3m 91200_1212_230620 HORIZONTAL</p> |  <p>Site : 03CH15-HY Condition : AV6_54 3m 91200_1212_230620 VERTICAL</p> |



| | | |
|--------------|--|--|
| WIFI | Band 1 5150~5250MHz Harmonic @ 3m | |
| ANT | 802.11a CH48 5240MHz | |
| 6+7 | Horizontal | Vertical |
| Peak Avg. | <p>Site : 03CH15-HY Condition : PEAK(UNIT) 3m 91200_1212_230620 HORIZONTAL</p> | <p>Site : 03CH15-HY Condition : PEAK(UNIT) 3m 91200_1212_230620 VERTICAL</p> |



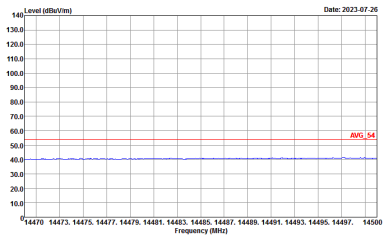
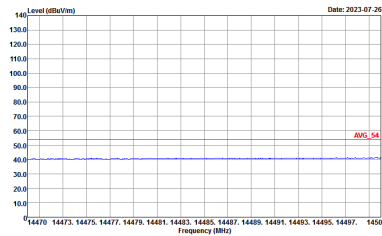
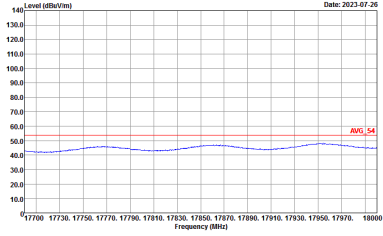
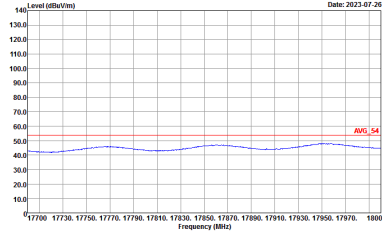
| | | |
|-----------------------------------|--|--|
| WIFI | Band 1 5150~5250MHz Harmonic @ 3m | |
| ANT | 802.11a CH48 5240MHz | |
| 6+7 | Horizontal | Vertical |
| <p>14.47G ~14.5G Avg.</p> | <p>Site : 03CH15-HY Condition : AV6_54 3m 91200_1212_230620 HORIZONTAL</p> | <p>Site : 03CH15-HY Condition : AV6_54 3m 91200_1212_230620 VERTICAL</p> |
| <p>17.7G ~18G Avg.</p> | <p>Site : 03CH15-HY Condition : AV6_54 3m 91200_1212_230620 HORIZONTAL</p> | <p>Site : 03CH15-HY Condition : AV6_54 3m 91200_1212_230620 VERTICAL</p> |



**Band 1 5150~5250MHz
WIFI 802.11ax HE20 Full (Harmonic @ 3m)**

| | | |
|----------------------|--|--|
| WIFI | Band 1 5150~5250MHz Harmonic @ 3m | |
| ANT | 802.11ax HE20 Full CH36 5180MHz | |
| 6+7 | Horizontal | Vertical |
| Peak Avg. | <p>Site : 03CH15-HY Condition : PEAK(UNII) 3m 91200_1212_230620 HORIZONTAL</p> | <p>Site : 03CH15-HY Condition : PEAK(UNII) 3m 91200_1212_230620 VERTICAL</p> |



| | | |
|--|--|---|
| WIFI | Band 1 5150~5250MHz Harmonic @ 3m | |
| ANT | 802.11ax HE20 Full CH36 5180MHz | |
| 6+7 | Horizontal | Vertical |
| <p>14.47G ~14.5G Avg.</p> |  <p>Site : 03CH15-HY Condition : AV6_54 3m 91200_1212_230620 HORIZONTAL</p> |  <p>Site : 03CH15-HY Condition : AV6_54 3m 91200_1212_230620 VERTICAL</p> |
| <p>17.7G ~18G Avg.</p> |  <p>Site : 03CH15-HY Condition : AV6_54 3m 91200_1212_230620 HORIZONTAL</p> |  <p>Site : 03CH15-HY Condition : AV6_54 3m 91200_1212_230620 VERTICAL</p> |

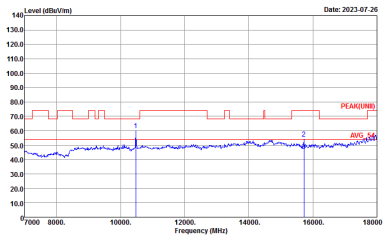
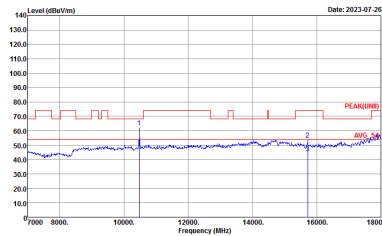


| | | |
|----------------------|--|--|
| WIFI | Band 1 5150~5250MHz Harmonic @ 3m | |
| ANT | 802.11ax HE20 Full CH44 5220MHz | |
| 6+7 | Horizontal | Vertical |
| Peak Avg. | <p>Site : 03CH15-HY Condition : PEAK(UNIT) 3m 91200_1212_230620 HORIZONTAL</p> | <p>Site : 03CH15-HY Condition : PEAK(UNIT) 3m 91200_1212_230620 VERTICAL</p> |

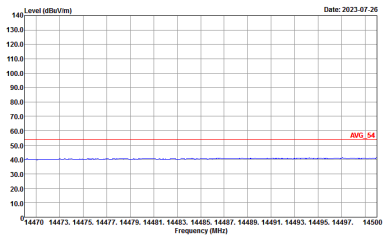
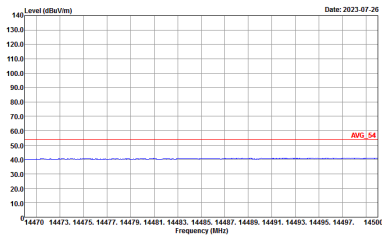
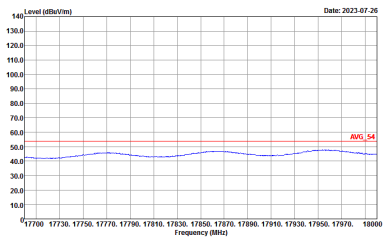
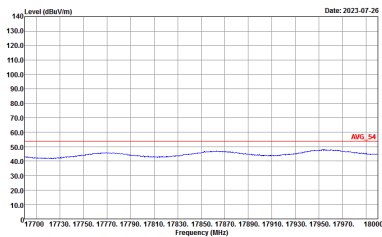


| | | |
|-----------------------------------|--|--|
| WIFI | Band 1 5150~5250MHz Harmonic @ 3m | |
| ANT | 802.11ax HE20 Full CH44 5220MHz | |
| 6+7 | Horizontal | Vertical |
| <p>14.47G ~14.5G Avg.</p> | <p>Site : 03CH15-HY Condition : AV6_54 3m 91200_1212_230620 HORIZONTAL</p> | <p>Site : 03CH15-HY Condition : AV6_54 3m 91200_1212_230620 VERTICAL</p> |
| <p>17.7G ~18G Avg.</p> | <p>Site : 03CH15-HY Condition : AV6_54 3m 91200_1212_230620 HORIZONTAL</p> | <p>Site : 03CH15-HY Condition : AV6_54 3m 91200_1212_230620 VERTICAL</p> |



| | | |
|--------------|--|---|
| WIFI | Band 1 5150~5250MHz Harmonic @ 3m | |
| ANT | 802.11ax HE20 Full CH48 5240MHz | |
| 6+7 | Horizontal | Vertical |
| Peak Avg. |  <p>Site : 03CH15-HY Condition : PEAK(LINE) 3m 91200_1212_230620 HORIZONTAL</p> |  <p>Site : 03CH15-HY Condition : PEAK(LINE) 3m 91200_1212_230620 VERTICAL</p> |



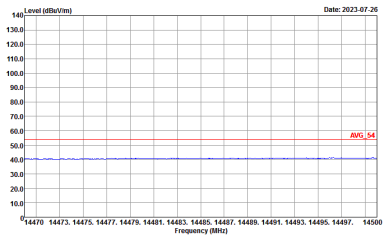
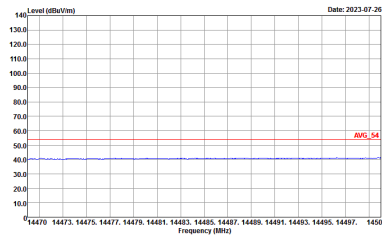
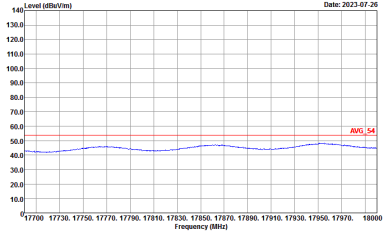
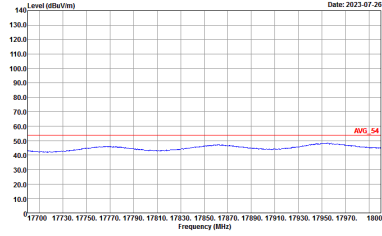
| | | |
|-----------------------------------|--|---|
| WIFI | Band 1 5150~5250MHz Harmonic @ 3m | |
| ANT | 802.11ax HE20 Full CH48 5240MHz | |
| 6+7 | Horizontal | Vertical |
| <p>14.47G ~14.5G Avg.</p> |  <p>Site : 03CH15-HY Condition : AV6_54 3m 91200_1212_230620 HORIZONTAL</p> |  <p>Site : 03CH15-HY Condition : AV6_54 3m 91200_1212_230620 VERTICAL</p> |
| <p>17.7G ~18G Avg.</p> |  <p>Site : 03CH15-HY Condition : AV6_54 3m 91200_1212_230620 HORIZONTAL</p> |  <p>Site : 03CH15-HY Condition : AV6_54 3m 91200_1212_230620 VERTICAL</p> |



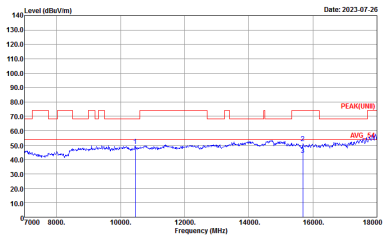
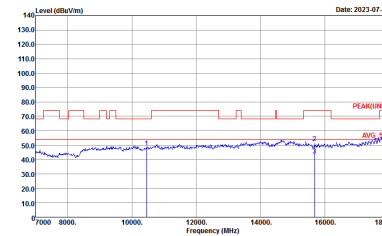
Band 1 5150~5250MHz
WIFI 802.11ax HE40 Full (Harmonic @ 3m)

| | | |
|----------------------------|--|--|
| WIFI | Band 1 5150~5250MHz Harmonic @ 3m | |
| ANT | 802.11ax HE40 Full CH38 5190MHz | |
| 6+7 | Horizontal | Vertical |
| Peak Avg. | <p>Site : 03CH15-HY Condition : PEAK(UNII) 3m 91200_1212_230620 HORIZONTAL :</p> | <p>Site : 03CH15-HY Condition : PEAK(UNII) 3m 91200_1212_230620 VERTICAL :</p> |

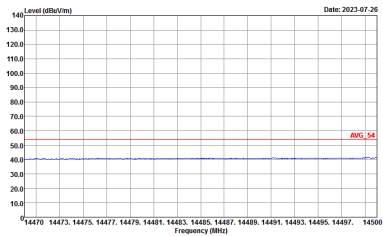
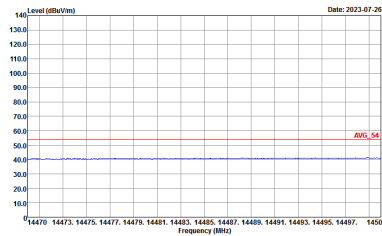
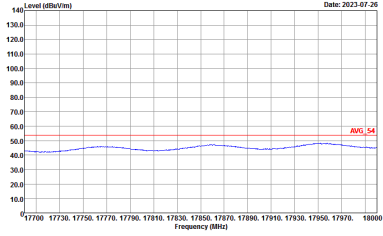
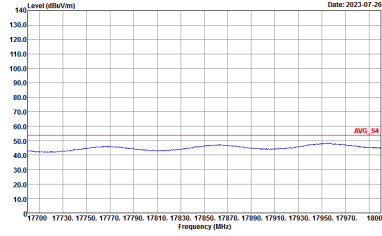


| | | |
|-----------------------------------|--|---|
| WIFI | Band 1 5150~5250MHz Harmonic @ 3m | |
| ANT | 802.11ax HE40 Full CH38 5190MHz | |
| 6+7 | Horizontal | Vertical |
| <p>14.47G ~14.5G Avg.</p> |  <p>Site : 03CH15-HY Condition : AV6_54 3m 91200_1212_230620 HORIZONTAL</p> |  <p>Site : 03CH15-HY Condition : AV6_54 3m 91200_1212_230620 VERTICAL</p> |
| <p>17.7G ~18G Avg.</p> |  <p>Site : 03CH15-HY Condition : AV6_54 3m 91200_1212_230620 HORIZONTAL</p> |  <p>Site : 03CH15-HY Condition : AV6_54 3m 91200_1212_230620 VERTICAL</p> |



| | | |
|--------------|---|----------|
| WIFI | Band 1 5150~5250MHz Harmonic @ 3m | |
| ANT | 802.11ax HE40 Full CH46 5230MHz | |
| 6+7 | Horizontal | Vertical |
| Peak Avg. | <div style="display: flex; justify-content: space-around;"> <div style="width: 45%;">  <p>Site : 03CH15-HY Condition : PEAK(UNIT) 3m 91200_1212_230620 HORIZONTAL</p> </div> <div style="width: 45%;">  <p>Site : 03CH15-HY Condition : PEAK(UNIT) 3m 91200_1212_230620 VERTICAL</p> </div> </div> | |



| | | |
|-----------------------------------|--|---|
| WIFI | Band 1 5150~5250MHz Harmonic @ 3m | |
| ANT | 802.11ax HE40 Full CH46 5230MHz | |
| 6+7 | Horizontal | Vertical |
| <p>14.47G ~14.5G Avg.</p> |  <p>Site : 03CH15-HY Condition : AV6_54 3m 91200_1212_230620 HORIZONTAL</p> |  <p>Site : 03CH15-HY Condition : AV6_54 3m 91200_1212_230620 VERTICAL</p> |
| <p>17.7G ~18G Avg.</p> |  <p>Site : 03CH15-HY Condition : AV6_54 3m 91200_1212_230620 HORIZONTAL</p> |  <p>Site : 03CH15-HY Condition : AV6_54 3m 91200_1212_230620 VERTICAL</p> |



**Band 1 5150~5250MHz
WIFI 802.11ax HE80 Full (Harmonic @ 3m)**

| | | |
|----------------------|--|--|
| WIFI | Band 1 5150~5250MHz Harmonic @ 3m | |
| ANT | 802.11ax HE80 Full CH42 5210MHz | |
| 6+7 | Horizontal | Vertical |
| Peak Avg. | <p>Site : 03CH15-HY Condition : PEAK(UNII) 3m 91200_1212_230620 HORIZONTAL</p> | <p>Site : 03CH15-HY Condition : PEAK(UNII) 3m 91200_1212_230620 VERTICAL</p> |