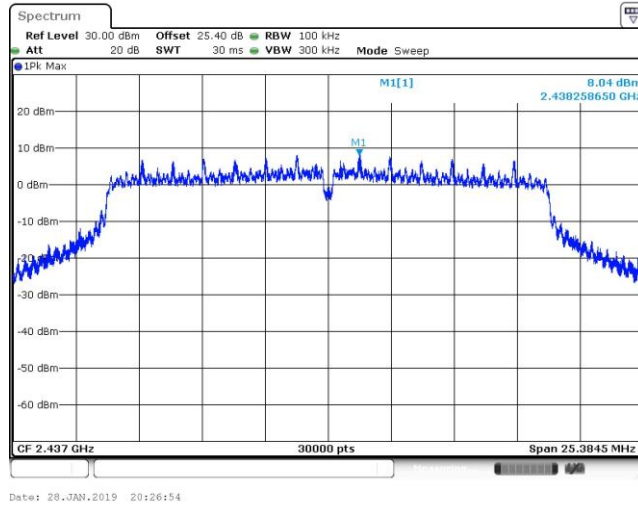


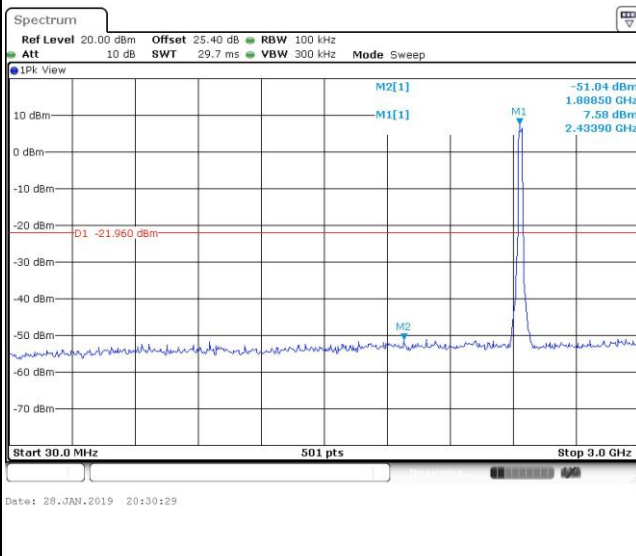


Test Mode :	802.11ac VHT20	Test Channel :	06
-------------	----------------	----------------	----

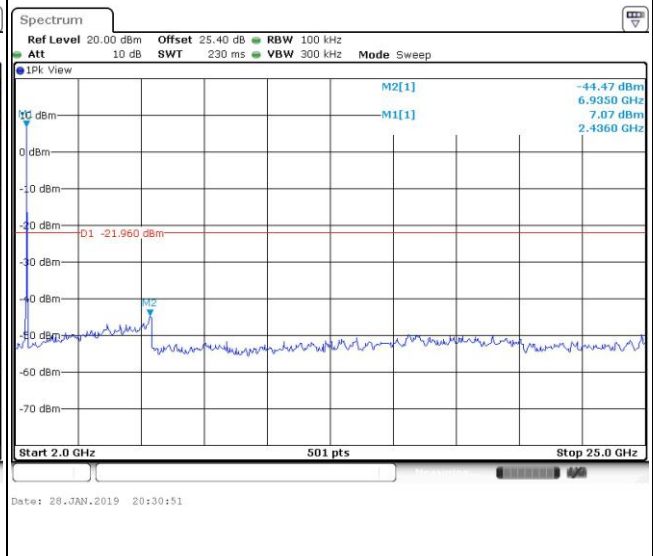
100kHz PSD reference Level



Spurious Emission 30MHz~3GHz

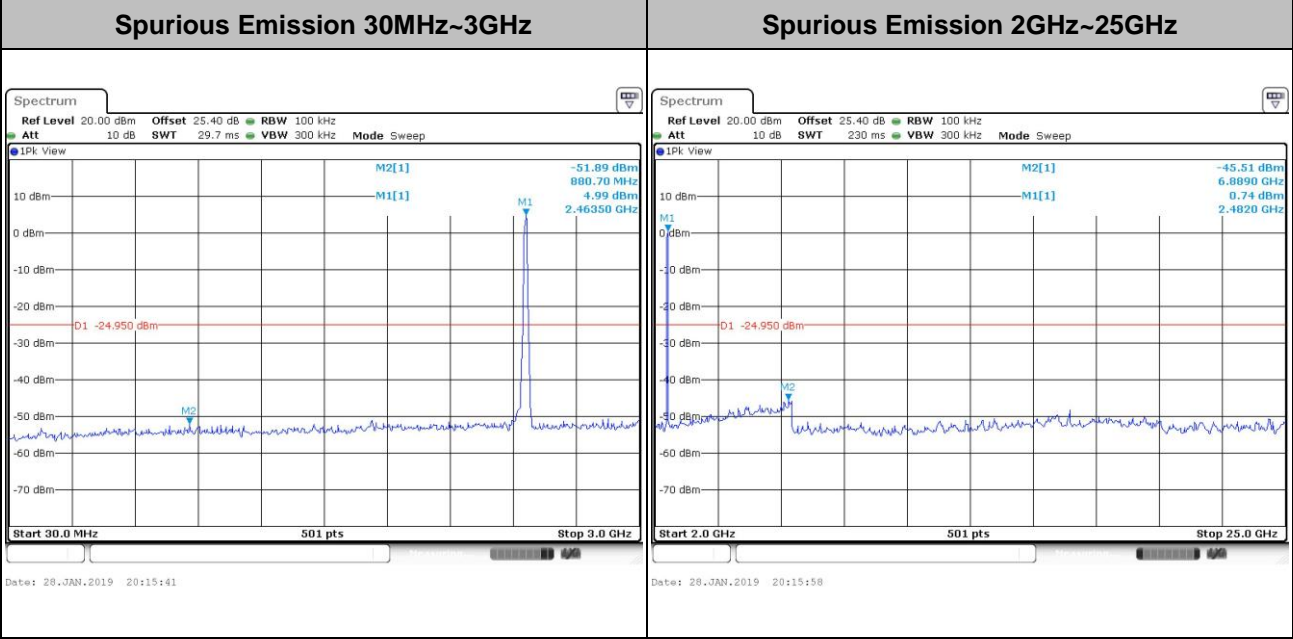
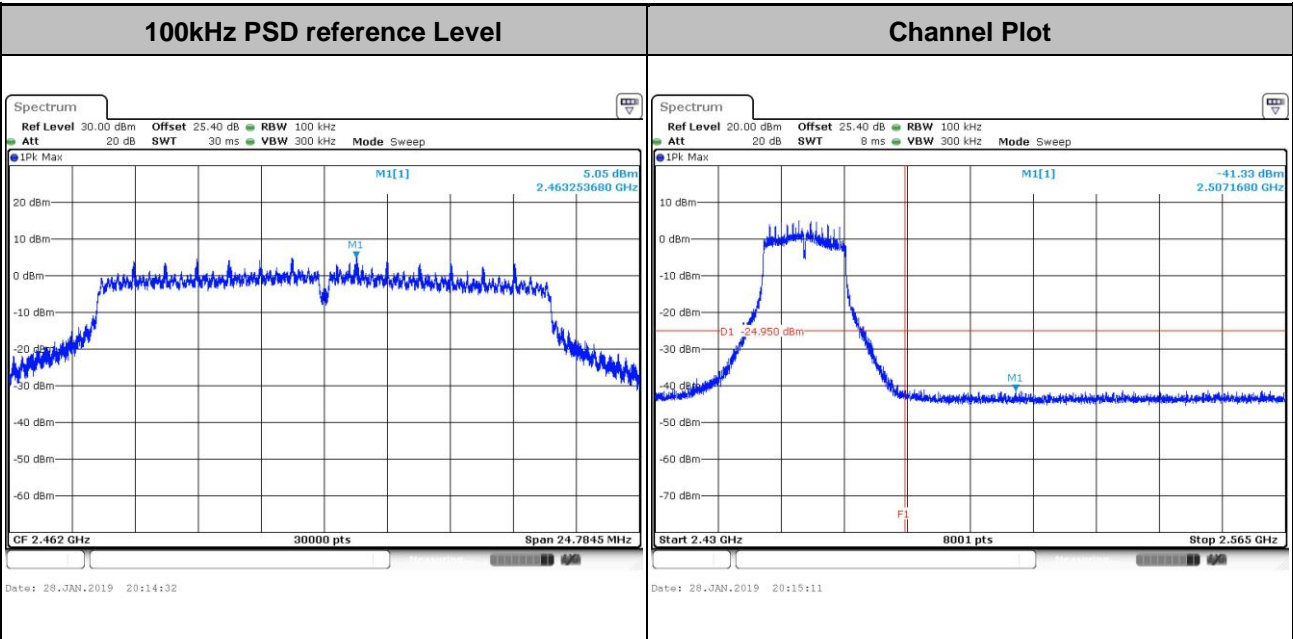


Spurious Emission 2GHz~25GHz



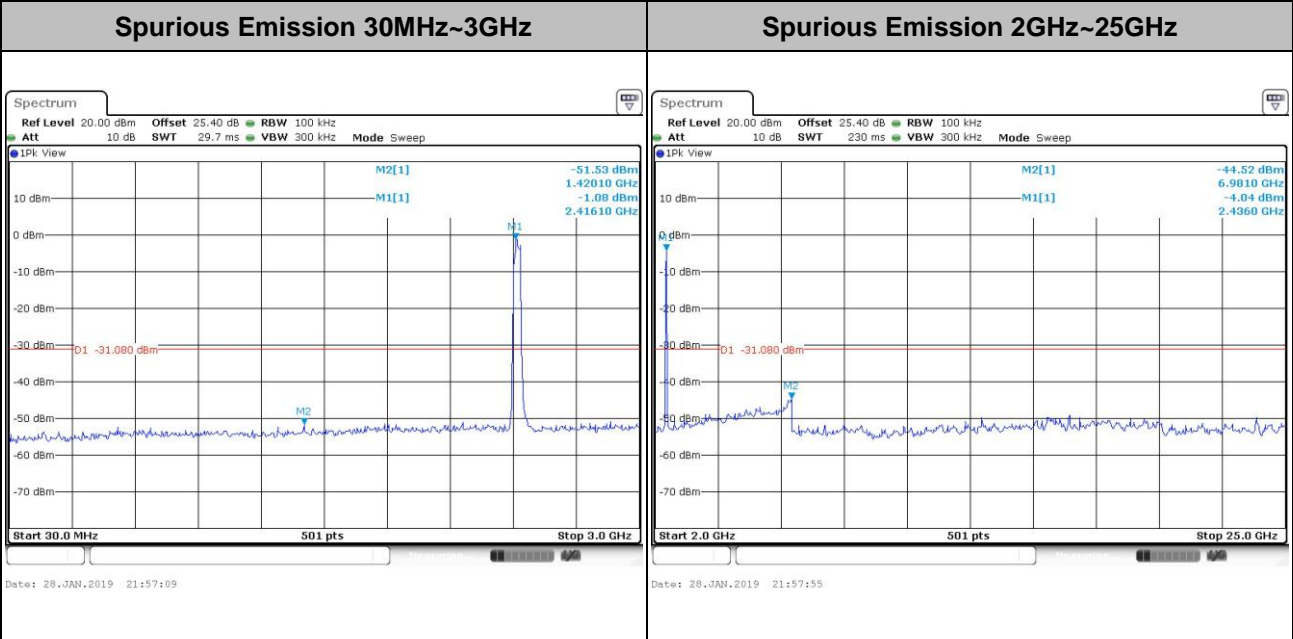
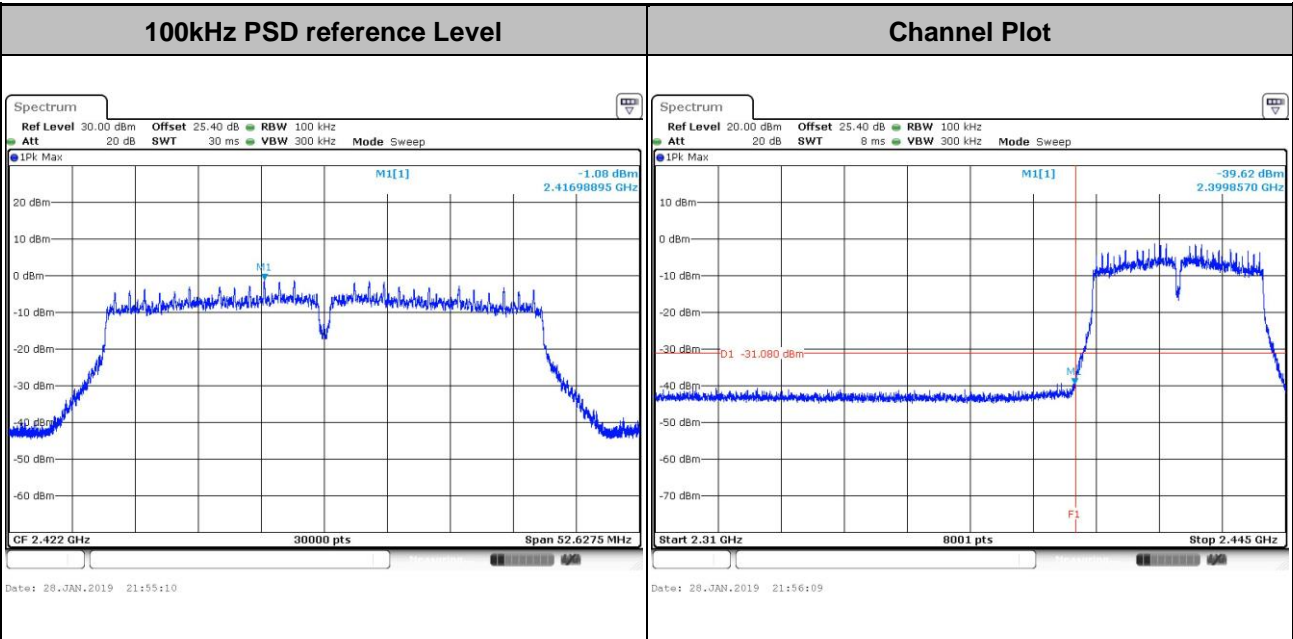


Test Mode : 802.11ac VHT20 Test Channel : 11





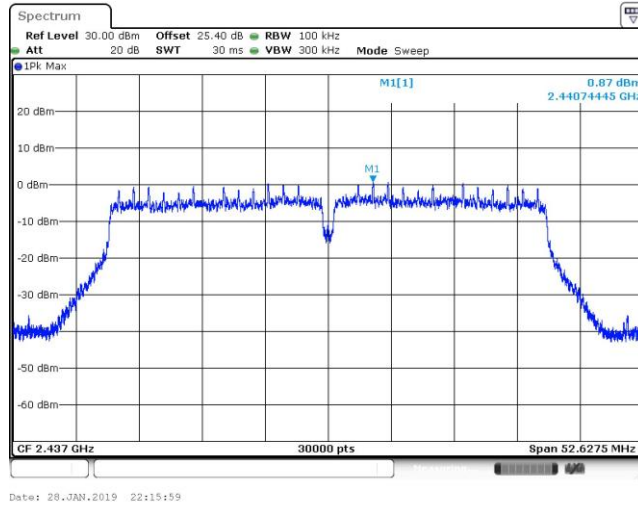
Test Mode : 802.11ac VHT40      Test Channel : 03



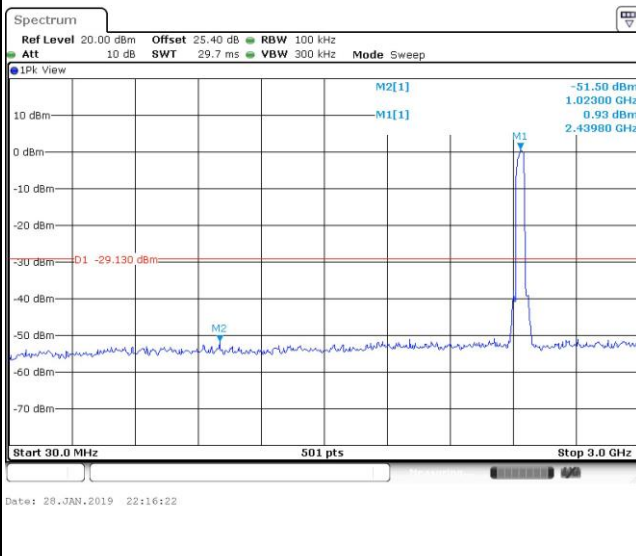


Test Mode :	802.11ac VHT40	Test Channel :	06
-------------	----------------	----------------	----

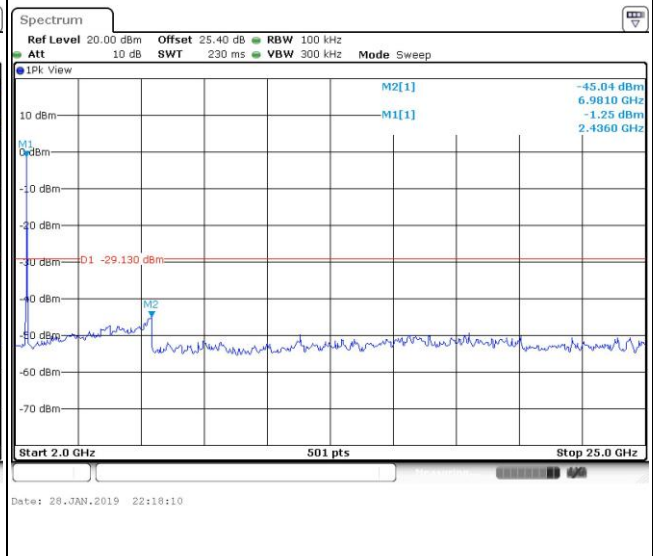
100kHz PSD reference Level



Spurious Emission 30MHz~3GHz

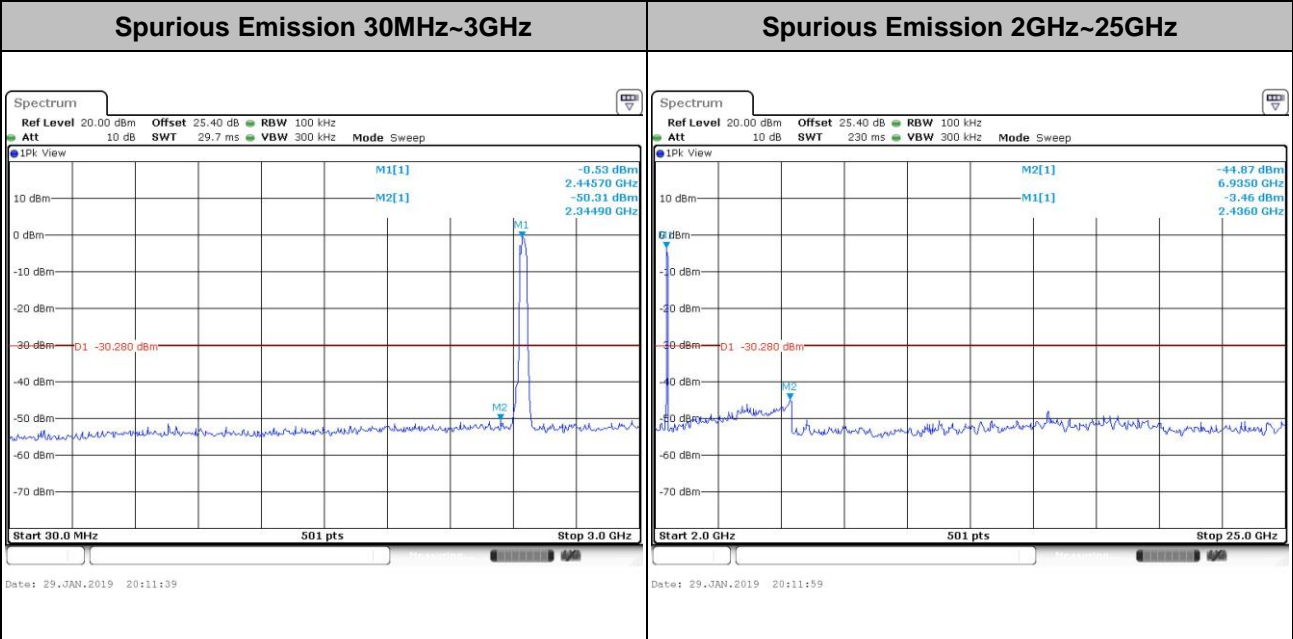
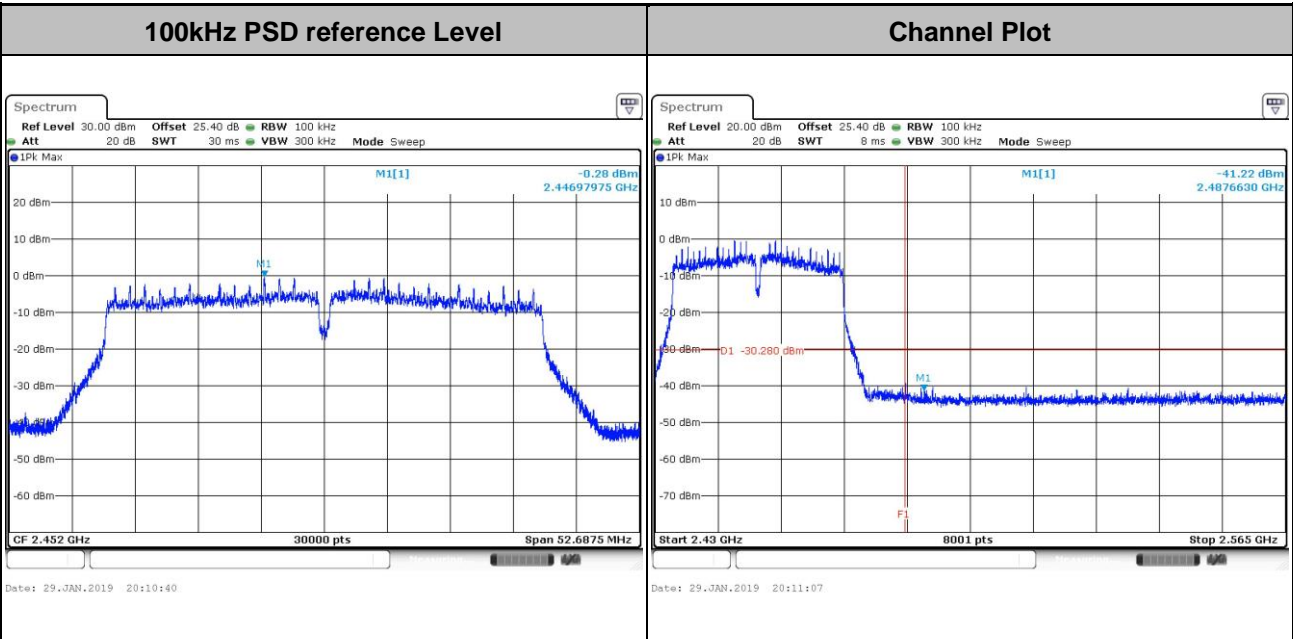


Spurious Emission 2GHz~25GHz





Test Mode : 802.11ac VHT40 Test Channel : 09





### 3.5 Radiated Band Edges and Spurious Emission Measurement

#### 3.5.1 Limit of Radiated band edge and Spurious Emission Measurement

In any 100 kHz bandwidth outside the intentional radiator frequency band, all harmonics/spurious must be at least 20 dB below the highest emission level within the authorized band. If the output power of this device was measured by spectrum analyzer, the attenuation under this paragraph shall be 30 dB instead of 20 dB. In addition, radiated emissions which fall in the restricted bands must also comply with the limits as below.

Frequency (MHz)	Field Strength (microvolts/meter)	Measurement Distance (meters)
0.009 – 0.490	2400/F(kHz)	300
0.490 – 1.705	24000/F(kHz)	30
1.705 – 30.0	30	30
30 – 88	100	3
88 – 216	150	3
216 - 960	200	3
Above 960	500	3

#### 3.5.2 Measuring Instruments

See list of measuring equipment of this test report.

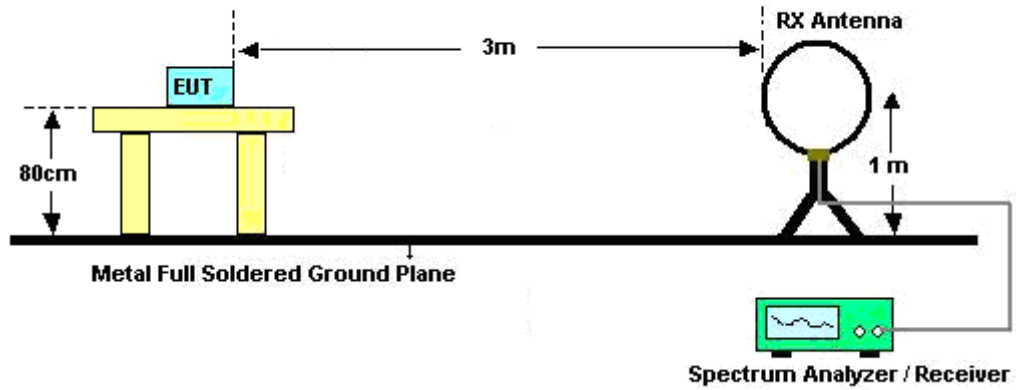


### 3.5.3 Test Procedures

1. The testing follows the ANSI C63.10 Section 11.12.1 Radiated emission measurements
2. The EUT was arranged to its worst case and then tune the antenna tower (from 1 m to 4 m) and turntable (from 0 degree to 360 degrees) to find the maximum reading. A pre-amp and a high pass filter are used for the test in order to get better signal level.
3. The EUT was placed on a turntable with 0.8 meter for frequency below 1GHz and 1.5 meter for frequency above 1GHz respectively above ground.
4. The EUT was set 3 meters from the interference receiving antenna, which was mounted on the top of a variable height antenna tower.
5. Corrected Reading: Antenna Factor + Cable Loss + Read Level - Preamp Factor = Level
6. For testing below 1GHz, if the emission level of the EUT in peak mode was 3 dB lower than the limit specified, then peak values of EUT will be reported, otherwise, the emissions will be repeated one by one using the CISPR quasi-peak method and reported.
7. For testing above 1GHz, the emission level of the EUT in peak mode was 20dB lower than average limit (that means the emission level in average mode also complies with the limit in average mode), then peak values of EUT will be reported, otherwise, the emissions will be measured in average mode again and reported.
8. Use the following spectrum analyzer settings:
  - (1) Span shall wide enough to fully capture the emission being measured;
  - (2) Set RBW=100 kHz for  $f < 1$  GHz;  $VBW \geq RBW$ ; Sweep = auto; Detector function = peak; Trace = max hold;
  - (3) Set RBW = 1 MHz, VBW= 3MHz for  $f \geq 1$  GHz for peak measurement.  
For average measurement:
    - $VBW = 10$  Hz, when duty cycle is no less than 98 percent.
    - $VBW \geq 1/T$ , when duty cycle is less than 98 percent where T is the minimum transmission duration over which the transmitter is on and is transmitting at its maximum power control level for the tested mode of operation.

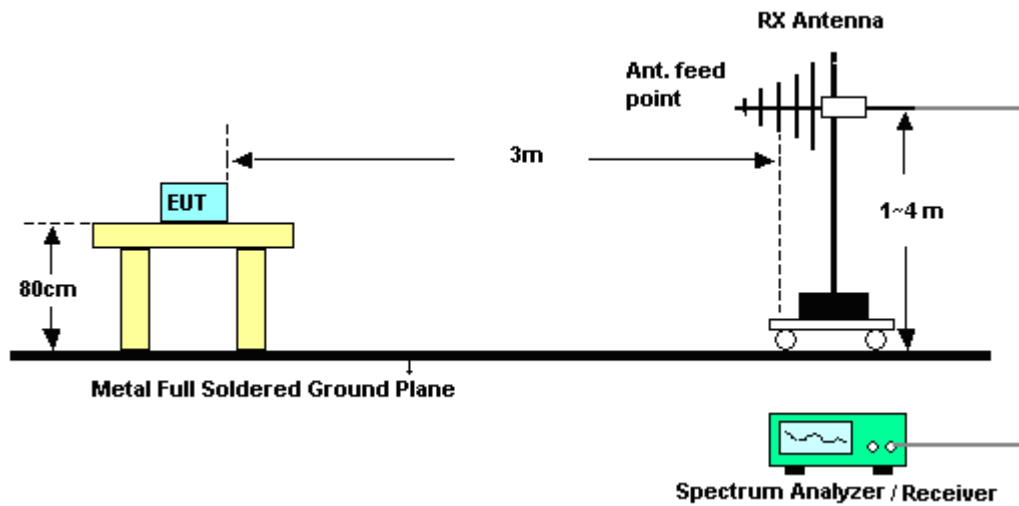
### 3.5.4 Test Setup

For radiated emissions below 30MHz



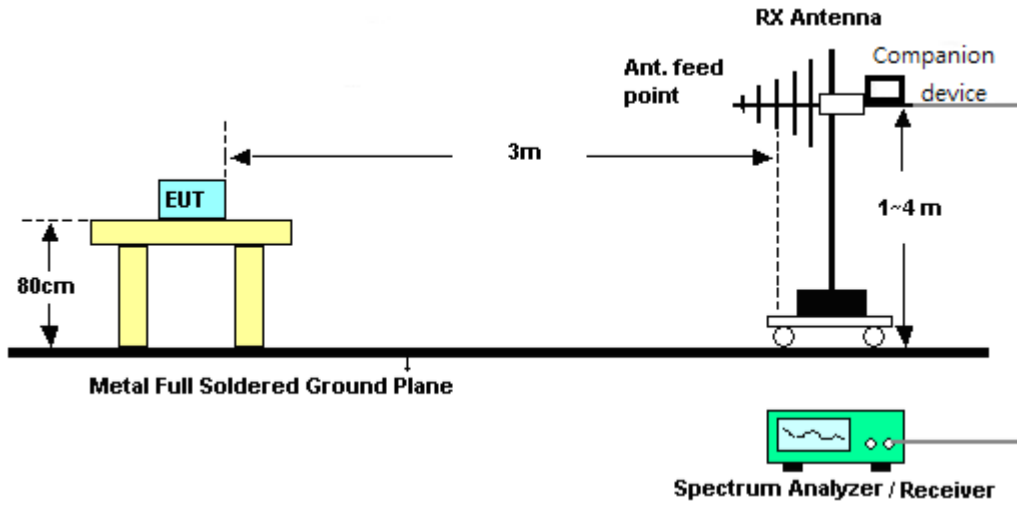
For radiated emissions from 30MHz to 1GHz

<CDD Mode>



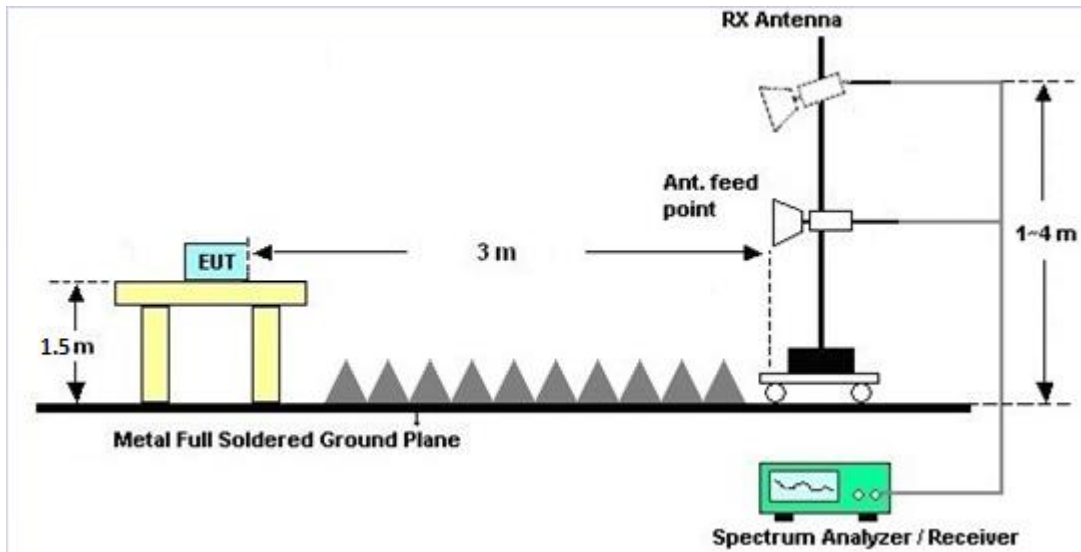


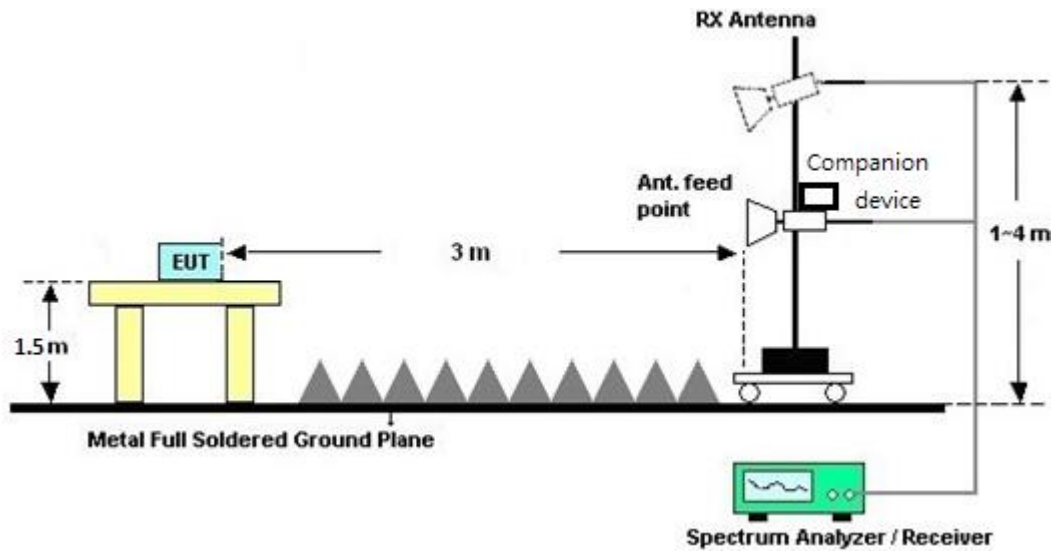
<TXBF Modes>



For radiated emissions above 1GHz

<CDD Mode>



**<TXBF Modes>****3.5.5 Test Results of Radiated Spurious Emissions (9kHz ~ 30MHz)**

The low frequency, which started from 9 kHz to 30MHz, was pre-scanned and the result which was 20dB lower than the limit line was not reported.

There is a comparison data of both open-field test site and alternative test site - semi-Anechoic chamber according to 414788 D01 Radiated Test Site v01r01, and the result came out very similar.

**3.5.6 Test Result of Radiated Spurious at Band Edges**

Please refer to Appendix B and C.

**3.5.7 Duty Cycle**

Please refer to Appendix D.

**3.5.8 Test Result of Radiated Spurious Emission (30MHz ~ 10<sup>th</sup> Harmonic)**

Please refer to Appendix B and C.



### 3.6 AC Conducted Emission Measurement

#### 3.6.1 Limit of AC Conducted Emission

For equipment that is designed to be connected to the public utility (AC) power line, the radio frequency voltage that is conducted back onto the AC power line on any frequency or frequencies within the band 150 kHz to 30 MHz shall not exceed the limits in the following table.

Frequency of Emission (MHz)	Conducted Limit (dBµV)	
	Quasi-Peak	Average
0.15-0.5	66 to 56*	56 to 46*
0.5-5	56	46
5-30	60	50

\*Decreases with the logarithm of the frequency.

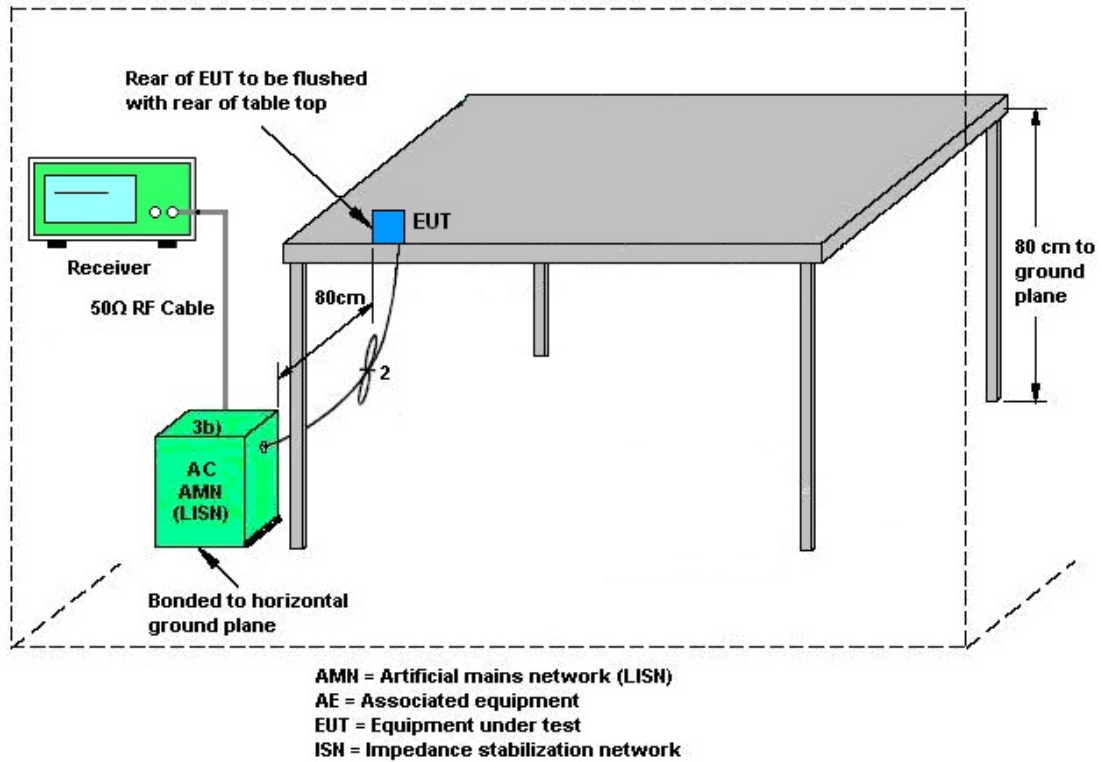
#### 3.6.2 Measuring Instruments

See list of measuring equipment of this test report.

#### 3.6.3 Test Procedures

1. The EUT was placed 0.4 meter from the conducting wall of the shielding room, and it was kept at least 80 centimeters from any other grounded conducting surface.
2. Connect EUT to the power mains through a line impedance stabilization network (LISN).
3. All the support units are connecting to the other LISN.
4. The LISN provides 50 ohm coupling impedance for the measuring instrument.
5. The FCC states that a 50 ohm, 50 microhenry LISN should be used.
6. Both sides of AC line were checked for maximum conducted interference.
7. The frequency range from 150 kHz to 30 MHz was searched.
8. Set the test-receiver system to Peak Detect Function and specified bandwidth (IF bandwidth = 9kHz) with Maximum Hold Mode.

### 3.6.4 Test Setup



### 3.6.5 Test Result of AC Conducted Emission

Please refer to Appendix A.



### 3.7 Antenna Requirements

#### 3.7.1 Standard Applicable

If directional gain of transmitting Antennas is greater than 6dBi, the power shall be reduced by the same level in dB comparing to gain minus 6dBi. The use of a permanently attached Antenna or of an Antenna that uses a unique coupling to the intentional radiator shall be considered sufficient to comply with the rule.

#### 3.7.2 Antenna Anti-Replacement Construction

An embedded-in antenna design is used.

#### 3.7.3 Antenna Gain

<CDD Modes >

FCC KDB 662911 D01 Multiple Transmitter Output v02r01

For CDD transmissions, directional gain is calculated as

Directional gain =  $G_{ANT}$  + Array Gain, where Array Gain is as follows.

For power spectral density (PSD) measurements on all devices,

Array Gain =  $10 \log(N_{ANT}/N_{SS}=1)$  dB.

For power measurements on IEEE 802.11 devices,

Array Gain = 0 dB (i.e., no array gain) for  $N_{ANT} \leq 4$ .

Directional gain may be calculated by using the formulas applicable to equal gain antennas with  $G_{ANT}$  set equal to the gain of the antenna having the highest gain;

The EUT supports CDD mode.

For power, the directional gain  $G_{ANT}$  is set equal to the antenna having the highest gain, i.e., F)2)f)i).

For PSD, the directional gain calculation is following F)2)f)ii) of KDB 662911 D01 v02r01.

The power and PSD limit should be modified if the directional gain of EUT is over 6 dBi,

The directional gain "DG" is calculated as following table.

<CDD Modes>						
			DG for Power (dBi)	DG for PSD (dBi)	Power Limit Reduction (dB)	PSD Limit Reduction (dB)
	Ant. 1 (dBi)	Ant. 2 (dBi)				
2.4 GHz	3.85	4.58	4.58	7.23	0.00	1.23

$Power\ Limit\ Reduction = DG(Power) - 6dBi, (min = 0)$

$PSD\ Limit\ Reduction = DG(PSD) - 6dBi, (min = 0)$

**TXBF modes**

FCC KDB 662911 D01 Multiple Transmitter Output v02r01

For CDD transmissions, directional gain is calculated as

$$DirectionalGain = 10 \cdot \log \left[ \frac{\sum_{j=1}^{N_{SS}} \left\{ \sum_{k=1}^{N_{ANT}} g_{j,k} \right\}^2}{N_{ANT}} \right]$$

where

Each antenna is driven by no more than one spatial stream;

$N_{SS}$  = the number of independent spatial streams of data;

$N_{ANT}$  = the total number of antennas

$g_{j,k} = 10^{G_k / 20}$  if the  $k$ th antenna is being fed by spatial stream  $j$ , or zero if it is not;  
 $G_k$  is the gain in dBi of the  $k$ th antenna.

The EUT supports beamforming for 802.11ac modes.

The directional gain calculation is following F)2)e)ii) of KDB 662911 D01 v02r01.

The power and PSD limit should be modified if the directional gain of EUT is over 6 dBi,

The directional gain “DG” is calculated as following table.

			<b>DG</b>	<b>DG</b>	<b>Power</b>	<b>PSD</b>
			<b>for</b>	<b>for</b>	<b>Limit</b>	<b>Limit</b>
	<b>Ant. 1</b>	<b>Ant. 2</b>	<b>Power</b>	<b>PSD</b>	<b>Reduction</b>	<b>Reduction</b>
	<b>(dBi)</b>	<b>(dBi)</b>	<b>(dBi)</b>	<b>(dBi)</b>	<b>(dB)</b>	<b>(dB)</b>
<b>2.4 GHz</b>	3.85	4.58	7.23	7.23	1.23	1.23

Power Limit Reduction = DG(Power) – 6dBi, ( min = 0 )

PSD Limit Reduction = DG(PSD) – 6dBi, ( min = 0 )



## 4 List of Measuring Equipment

Instrument	Manufacturer	Model No.	Serial No.	Characteristics	Calibration Date	Test Date	Due Date	Remark
<b>&lt;CDD Modes&gt;</b>								
Power Meter	Anritsu	ML2495A	1218006	N/A	Oct. 08, 2018	Nov. 27, 2018~ Feb. 07, 2019	Oct. 07, 2019	Conducted (TH05-HY)
Power Sensor	Anritsu	MA2411B	1207363	300MHz~ 40GHz	Oct. 08, 2018	Nov. 27, 2018~ Feb. 07, 2019	Oct. 07, 2019	Conducted (TH05-HY)
Spectrum Analyzer	Rohde & Schwarz	FSV40	101397	10Hz~40GHz	Nov. 13, 2018	Nov. 27, 2018~ Feb. 07, 2019	Nov. 12, 2019	Conducted (TH05-HY)
Switch Box & RF Cable	Burgeon	ETF-058	EC130048 4	N/A	Mar. 01, 2018	Nov. 27, 2018~ Feb. 07, 2019	Feb. 28, 2019	Conducted (TH05-HY)
<b>&lt;TXBF Modes&gt;</b>								
Power Sensor	DARE	RadiPower	15I00041S NO09	10MHz~6GHz	May. 07, 2018	Jan. 03, 2019 ~ Feb. 07, 2019	May. 06, 2019	Conducted (TH05-HY)
Signal Analyzer	Rohde & Schwarz	FSV40	101397	10Hz~40GHz	Nov. 13, 2018	Jan. 03, 2019 ~ Feb. 07, 2019	Nov. 12, 2019	Conducted (TH05-HY)



Instrument	Manufacturer	Model No.	Serial No.	Characteristics	Calibration Date	Test Date	Due Date	Remark
AC Power Source	ChainTek	APC-1000W	N/A	N/A	N/A	Jan. 07, 2019	N/A	Conduction (CO05-HY)
EMI Test Receiver	Rohde & Schwarz	ESR3	102388	9KHz~3.6GHz	Nov. 12, 2018	Jan. 07, 2019	Nov. 11, 2019	Conduction (CO05-HY)
LISN	Rohde & Schwarz	ENV216	100080	9kHz~30MHz	Nov. 14, 2018	Jan. 07, 2019	Nov. 13, 2019	Conduction (CO05-HY)
Software	Rohde & Schwarz	EMC32 V10.30	N/A	N/A	N/A	Jan. 07, 2019	N/A	Conduction (CO05-HY)
LF Cable	HUBER + SUHNER	RG-214/U	LF01	N/A	Jan. 02, 2019	Jan. 07, 2019	Jan. 01, 2020	Conduction (CO05-HY)
Pulse Limiter	SCHWARZBECK	VTSD 9561-F N	9561-F N00373	9kHz-200MHz	Nov. 08, 2018	Jan. 07, 2019	Nov. 07, 2019	Conduction (CO05-HY)
Preamplifier	Agilent	8449B	3008A01917	1GHz~26.5GHz	Apr. 23, 2018	Dec. 25, 2018 ~ Jan. 25, 2019	Apr. 22, 2019	Radiation (03CH07-HY)
Bilog Antenna	TESEQ	CBL 6111D&0080 0N1D01N-06	35419&03	30MHz to 1GHz	Dec. 16, 2018	Dec. 25, 2018 ~ Jan. 25, 2019	Dec. 15, 2019	Radiation (03CH07-HY)
Double Ridge Horn Antenna	ESCO	3117	00075962	1GHz ~ 18GHz	Dec. 02, 2018	Dec. 25, 2018 ~ Jan. 25, 2019	Dec. 03, 2019	Radiation (03CH07-HY)
Loop Antenna	Rohde & Schwarz	HFH2-Z2	100315	9 kHz~30 MHz	May 15, 2017	Dec. 25, 2018 ~ Jan. 25, 2019	May 14, 2019	Radiation (03CH07-HY)
Preamplifier	MITEQ	AMF-7D-001 01800-30-10 P	1590075	1GHz ~ 18GHz	Apr. 25, 2018	Dec. 25, 2018 ~ Jan. 25, 2019	Apr. 24, 2019	Radiation (03CH07-HY)
Preamplifier	COM-POWER	PA-103A	161241	10MHz-1GHz	May 21, 2018	Dec. 25, 2018 ~ Jan. 25, 2019	May 20, 2019	Radiation (03CH07-HY)
RF Cable	HUBER + SUHNER	SUCOFLEX 104	MY28655/4, MY24971/4, MY15682/4	30MHz~1GHz	Feb. 27, 2018	Dec. 25, 2018 ~ Jan. 25, 2019	Feb. 26, 2019	Radiation (03CH07-HY)
RF Cable	HUBER + SUHNER	SUCOFLEX 104	MY28655/4, MY24971/4, MY15682/4	1GHz~18GHz	Feb. 27, 2018	Dec. 25, 2018 ~ Jan. 25, 2019	Feb. 26, 2019	Radiation (03CH07-HY)
Antenna Mast	Max-Full	MFA520BS	N/A	1m~4m	N/A	Dec. 25, 2018 ~ Jan. 25, 2019	N/A	Radiation (03CH07-HY)
Turn Table	ChainTek	Chaintek 3000	N/A	0~360 Degree	N/A	Dec. 25, 2018 ~ Jan. 25, 2019	N/A	Radiation (03CH07-HY)
Amplifier	MITEQ	TTA1840-35-HG	1871923	18GHz~40GHz, VSWR : 2.5:1 max	Jul. 16, 2018	Dec. 25, 2018 ~ Jan. 25, 2019	Jul. 15, 2019	Radiation (03CH07-HY)
Software	Audix	E3 6.2009-8-24	RK-001042	N/A	N/A	Dec. 25, 2018 ~ Jan. 25, 2019	N/A	Radiation (03CH07-HY)
SHF-EHF Horn Antenna	SCHWARZBECK	BBHA 9170	BBHA9170 251	18GHz- 40GHz	Nov. 20, 2018	Dec. 25, 2018 ~ Jan. 25, 2019	Nov. 19, 2019	Radiation (03CH07-HY)
RF Cable	HUBER + SUHNER	SF102/2*11S K252	MY4278/2	9kHz~40GHz	May 17, 2018	Dec. 25, 2018 ~ Jan. 25, 2019	May 16, 2019	Radiation (03CH07-HY)
Spectrum Analyzer	Agilent	N9010A	MY53470118	10Hz~44GHz	Apr. 17, 2018	Dec. 25, 2018 ~ Jan. 25, 2019	Apr. 16, 2019	Radiation (03CH07-HY)





## 5 Uncertainty of Evaluation

### Uncertainty of Conducted Emission Measurement (150 kHz ~ 30 MHz)

Measuring Uncertainty for a Level of Confidence of 95% ( $U = 2Uc(y)$ )	2.2
---	-----

### Uncertainty of Radiated Emission Measurement (30 MHz ~ 1000 MHz)

Measuring Uncertainty for a Level of Confidence of 95% ( $U = 2Uc(y)$ )	5.7
---	-----

### Uncertainty of Radiated Emission Measurement (1000 MHz ~ 18000 MHz)

Measuring Uncertainty for a Level of Confidence of 95% ( $U = 2Uc(y)$ )	5.5
---	-----

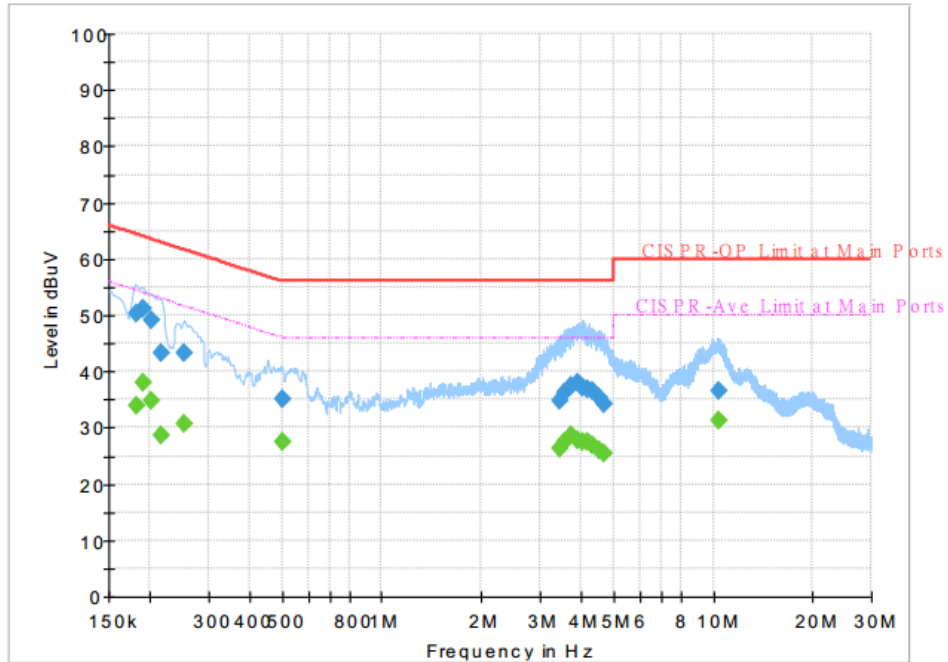
### Uncertainty of Radiated Emission Measurement (18000 MHz ~ 40000 MHz)

Measuring Uncertainty for a Level of Confidence of 95% ( $U = 2Uc(y)$ )	5.2
---	-----



## Appendix A. AC Conducted Emission Test Results

Test Engineer :	Jimmy Chang	Temperature :	24~26°C
		Relative Humidity :	51~53%
Test Voltage :	120Vac / 60Hz	Phase :	Line

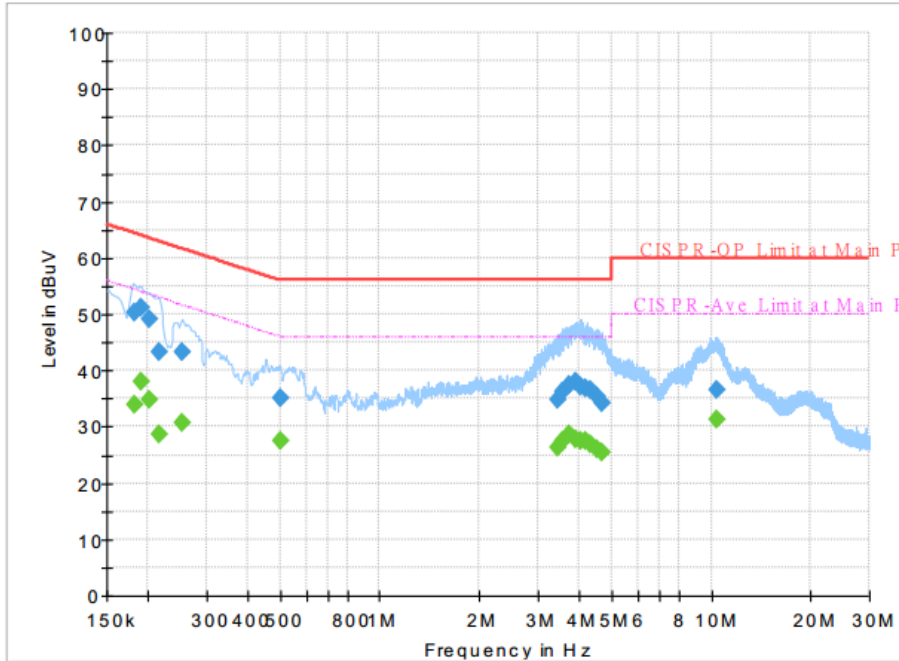


### Final Result

Frequency (MHz)	QuasiPeak (dBuV)	CAverage (dBuV)	Limit (dBuV)	Margin (dB)	Line	Filter	Corr. (dB)
0.181500	50.16	---	64.42	14.26	L1	OFF	19.5
0.181500	---	33.78	54.42	20.64	L1	OFF	19.5
0.190500	51.12	---	64.02	12.90	L1	OFF	19.5
0.190500	---	37.88	54.02	16.14	L1	OFF	19.5
0.201750	49.03	---	63.54	14.51	L1	OFF	19.5
0.201750	---	34.66	53.54	18.88	L1	OFF	19.5
0.215250	43.33	---	63.00	19.67	L1	OFF	19.5
0.215250	---	28.74	53.00	24.26	L1	OFF	19.5
0.253500	43.22	---	61.64	18.42	L1	OFF	19.5
0.253500	---	30.70	51.64	20.94	L1	OFF	19.5
0.501000	34.97	---	56.00	21.03	L1	OFF	19.5
0.501000	---	27.45	46.00	18.55	L1	OFF	19.5
3.432750	34.74	---	56.00	21.26	L1	OFF	19.6
3.432750	---	26.44	46.00	19.56	L1	OFF	19.6
3.574500	36.24	---	56.00	19.76	L1	OFF	19.6
3.574500	---	27.43	46.00	18.57	L1	OFF	19.6
3.736500	37.41	---	56.00	18.59	L1	OFF	19.6
3.736500	---	28.57	46.00	17.43	L1	OFF	19.6
3.894000	38.05	---	56.00	17.95	L1	OFF	19.6
3.894000	---	27.81	46.00	18.19	L1	OFF	19.6



Test Engineer :	Jimmy Chang	Temperature :	24~26°C
		Relative Humidity :	51~53%
Test Voltage :	120Vac / 60Hz	Phase :	Line

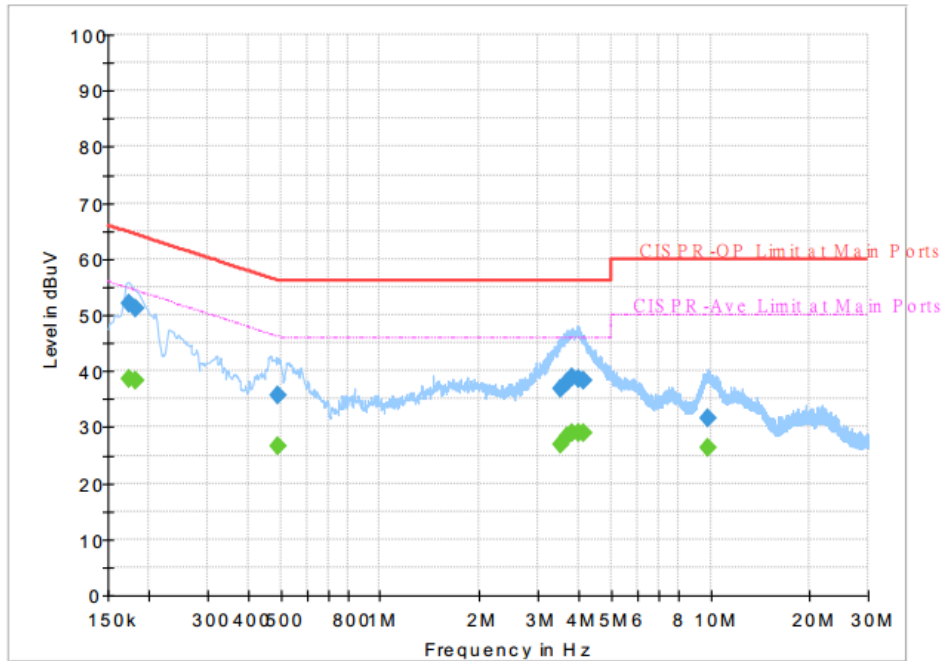


Final Result

Frequency (MHz)	QuasiPeak (dBuV)	CAverage (dBuV)	Limit (dBuV)	Margin (dB)	Line	Filter	Corr. (dB)
4.022250	37.23	---	56.00	18.77	L1	OFF	19.6
4.022250	---	27.44	46.00	18.56	L1	OFF	19.6
4.166250	36.87	---	56.00	19.13	L1	OFF	19.6
4.166250	---	27.38	46.00	18.62	L1	OFF	19.6
4.344000	36.57	---	56.00	19.43	L1	OFF	19.6
4.344000	---	27.04	46.00	18.96	L1	OFF	19.6
4.526250	35.26	---	56.00	20.74	L1	OFF	19.6
4.526250	---	25.89	46.00	20.11	L1	OFF	19.6
4.670250	34.27	---	56.00	21.73	L1	OFF	19.6
4.670250	---	25.53	46.00	20.47	L1	OFF	19.6
10.414500	36.55	---	60.00	23.45	L1	OFF	19.7
10.414500	---	31.21	50.00	18.79	L1	OFF	19.7



Test Engineer :	Jimmy Chang	Temperature :	24~26°C
		Relative Humidity :	51~53%
Test Voltage :	120Vac / 60Hz	Phase :	Neutral



Final Result

Frequency (MHz)	QuasiPeak (dBuV)	CAverage (dBuV)	Limit (dBuV)	Margin (dB)	Line	Filter	Corr. (dB)
0.174750	---	38.55	54.73	16.18	N	OFF	19.5
0.174750	52.14	---	64.73	12.59	N	OFF	19.5
0.181500	---	38.16	54.42	16.26	N	OFF	19.5
0.181500	51.23	---	64.42	13.19	N	OFF	19.5
0.492000	---	26.64	46.13	19.49	N	OFF	19.5
0.492000	35.57	---	56.13	20.56	N	OFF	19.5
3.534000	---	27.01	46.00	18.99	N	OFF	19.6
3.534000	36.71	---	56.00	19.29	N	OFF	19.6
3.702750	---	28.29	46.00	17.71	N	OFF	19.6
3.702750	37.93	---	56.00	18.07	N	OFF	19.6
3.804000	---	28.85	46.00	17.15	N	OFF	19.6
3.804000	38.97	---	56.00	17.03	N	OFF	19.6
3.984000	---	28.98	46.00	17.02	N	OFF	19.6
3.984000	38.74	---	56.00	17.26	N	OFF	19.6
4.139250	---	29.02	46.00	16.98	N	OFF	19.6
4.139250	38.18	---	56.00	17.82	N	OFF	19.6
9.820500	---	26.17	50.00	23.83	N	OFF	19.7
9.820500	31.66	---	60.00	28.34	N	OFF	19.7



## Appendix B. Radiated Spurious Emission

Test Engineer :	Jesse Wang, Stan Hsieh, and Troye Hsieh	Temperature :	20~25°C
		Relative Humidity :	55~60%

<CDD Mode>

2.4GHz 2400~2483.5MHz

WIFI 802.11b (Band Edge @ 3m)

WIFI Ant. 1	Note	Frequency ( MHz )	Level ( dBμV/m )	Over Limit ( dB )	Limit Line ( dBμV/m )	Read Level ( dBμV )	Antenna Factor ( dB/m )	Path Loss ( dB )	Preamp Factor ( dB )	Ant Pos ( cm )	Table Pos ( deg )	Peak Avg. ( P/A )	Pol. ( H/V )	
802.11b CH 01 2412MHz		2389.275	55.75	-18.25	74	40.99	32	17.44	34.68	233	306	P	H	
		2389.275	46.23	-7.77	54	31.47	32	17.44	34.68	233	306	A	H	
	*	2412	109.71	-	-	94.88	32.07	17.44	34.68	233	306	P	H	
	*	2412	106.57	-	-	91.74	32.07	17.44	34.68	233	306	A	H	
													H	
													H	
			2388.435	57.64	-16.36	74	42.88	32	17.44	34.68	101	84	P	V
			2389.38	49.68	-4.32	54	34.92	32	17.44	34.68	101	84	A	V
	*		2412	115.37	-	-	100.54	32.07	17.44	34.68	101	84	P	V
	*		2412	112.17	-	-	97.34	32.07	17.44	34.68	101	84	A	V
													V	
													V	



<b>802.11b CH 06 2437MHz</b>		2378.88	56.46	-17.54	74	41.83	31.93	17.38	34.68	199	305	P	H
		2389.94	44.92	-9.08	54	30.16	32	17.44	34.68	199	305	A	H
	*	2437	108.94	-	-	93.92	32.2	17.5	34.68	199	305	P	H
	*	2437	105.85	-	-	90.83	32.2	17.5	34.68	199	305	A	H
		2494.61	55.98	-18.02	74	40.9	32.2	17.56	34.68	199	305	P	H
		2484.46	45.36	-8.64	54	30.28	32.2	17.56	34.68	199	305	A	H
		2386.3	56.08	-17.92	74	41.32	32	17.44	34.68	152	87	P	V
		2389.94	45.64	-8.36	54	30.88	32	17.44	34.68	152	87	A	V
	*	2437	116.83	-	-	101.81	32.2	17.5	34.68	152	87	P	V
	*	2437	113.63	-	-	98.61	32.2	17.5	34.68	152	87	A	V
		2484.39	57.1	-16.9	74	42.02	32.2	17.56	34.68	152	87	P	V
		2484.53	46.61	-7.39	54	31.53	32.2	17.56	34.68	152	87	A	V
	<b>802.11b CH 11 2462MHz</b>	*	2462	107.93	-	-	92.85	32.2	17.56	34.68	200	305	P
*		2462	104.86	-	-	89.78	32.2	17.56	34.68	200	305	A	H
		2493.76	56.41	-17.59	74	41.33	32.2	17.56	34.68	200	305	P	H
		2484.64	47.03	-6.97	54	31.95	32.2	17.56	34.68	200	305	A	H
													H
													H
*		2462	115.22	-	-	100.14	32.2	17.56	34.68	124	87	P	V
*		2462	112.23	-	-	97.15	32.2	17.56	34.68	124	87	A	V
		2483.68	58.76	-15.24	74	43.68	32.2	17.56	34.68	124	87	P	V
		2484.64	50.86	-3.14	54	35.78	32.2	17.56	34.68	124	87	A	V
													V
												V	
<b>Remark</b>	1. No other spurious found. 2. All results are PASS against Peak and Average limit line.												



**2.4GHz 2400~2483.5MHz**  
**WIFI 802.11b (Harmonic @ 3m)**

WIFI Ant. 1	Note	Frequency ( MHz )	Level ( dBμV/m )	Over Limit ( dB )	Limit Line ( dBμV/m )	Read Level ( dBμV )	Antenna Factor ( dB/m )	Path Loss ( dB )	Preamp Factor ( dB )	Ant Pos ( cm )	Table Pos ( deg )	Peak Avg. (P/A)	Pol. (H/V)	
802.11b CH 01 2412MHz		4824	46.67	-27.33	74	60.93	34.1	10.98	59.34	100	0	P	H	
													H	
													H	
													H	
			4824	47.72	-26.28	74	61.98	34.1	10.98	59.34	100	0	P	V
														V
														V
802.11b CH 06 2437MHz		4874	47.87	-26.13	74	61.95	34.13	11.03	59.24	100	0	P	H	
		7311	42.13	-31.87	74	50.9	35.7	13.66	58.13	100	0	P	H	
													H	
													H	
			4874	51.4	-22.6	74	65.48	34.13	11.03	59.24	400	22	P	V
			4874	48.6	-5.4	54	62.68	34.13	11.03	59.24	400	22	A	V
			7311	42.6	-31.4	74	51.37	35.7	13.66	58.13	100	0	P	V
802.11b CH 11 2462MHz		4924	47.43	-26.57	74	61.31	34.17	11.09	59.14	100	0	P	H	
		7386	42.27	-31.73	74	51.27	35.5	13.76	58.26	100	0	P	H	
													H	
													H	
			4924	47.44	-26.56	74	61.32	34.17	11.09	59.14	100	0	P	V
			7386	42.31	-31.69	74	51.31	35.5	13.76	58.26	100	0	P	V
														V
Remark	1. No other spurious found.													
	2. All results are PASS against Peak and Average limit line.													



**2.4GHz 2400~2483.5MHz  
WIFI 802.11g (Band Edge @ 3m)**

WIFI Ant. 1	Note	Frequency ( MHz )	Level ( dBµV/m )	Over Limit ( dB )	Limit Line ( dBµV/m )	Read Level ( dBµV )	Antenna Factor ( dB/m )	Path Loss ( dB )	Preamp Factor ( dB )	Ant Pos ( cm )	Table Pos ( deg )	Peak Avg. ( P/A )	Pol. ( H/V )	
802.11g CH 01 2412MHz		2390	56.51	-17.49	74	42.02	32	17.44	34.95	240	104	P	H	
		2390	47.38	-6.62	54	32.89	32	17.44	34.95	240	104	A	H	
	*	2412	104.66	-	-	90.1	32.07	17.44	34.95	240	104	P	H	
	*	2412	97.03	-	-	82.47	32.07	17.44	34.95	240	104	A	H	
													H	
													H	
			2390	60.13	-13.87	74	45.64	32	17.44	34.95	155	85	P	V
			2390	51.9	-2.1	54	37.41	32	17.44	34.95	155	85	A	V
	*		2412	111.01	-	-	96.45	32.07	17.44	34.95	155	85	P	V
	*		2412	103.48	-	-	88.92	32.07	17.44	34.95	155	85	A	V
													V	
													V	
802.11g CH 06 2437MHz		2389.52	55.44	-18.56	74	40.94	32	17.44	34.94	214	104	P	H	
		2389.66	44.75	-9.25	54	30.25	32	17.44	34.94	214	104	A	H	
	*	2437	107.11	-	-	92.37	32.2	17.5	34.96	214	104	P	H	
	*	2437	100.03	-	-	85.29	32.2	17.5	34.96	214	104	A	H	
			2484.95	57.49	-16.51	74	42.7	32.2	17.56	34.97	214	104	P	H
			2483.69	45.5	-8.5	54	30.71	32.2	17.56	34.97	214	104	A	H
			2370.48	55.43	-18.57	74	41.06	31.93	17.38	34.94	178	141	P	V
			2389.66	45.01	-8.99	54	30.51	32	17.44	34.94	178	141	A	V
	*		2437	114.42	-	-	99.68	32.2	17.5	34.96	178	141	P	V
	*		2437	106.85	-	-	92.11	32.2	17.5	34.96	178	141	A	V
			2485.3	58.8	-15.2	74	44.01	32.2	17.56	34.97	178	141	P	V
			2483.62	46.85	-7.15	54	32.06	32.2	17.56	34.97	178	141	A	V





<b>802.11g</b> <b>CH 11</b> <b>2462MHz</b>	*	2462	106.85	-	-	91.77	32.2	17.56	34.68	209	106	P	H
	*	2462	99.03	-	-	83.95	32.2	17.56	34.68	209	106	A	H
		2483.84	59.99	-14.01	74	44.91	32.2	17.56	34.68	209	106	P	H
		2483.52	49.92	-4.08	54	34.84	32.2	17.56	34.68	209	106	A	H
													H
													H
	*	2462	111.07	-	-	95.99	32.2	17.56	34.68	205	120	P	V
	*	2462	103.96	-	-	88.88	32.2	17.56	34.68	205	120	A	V
		2484.52	62.33	-11.67	74	47.25	32.2	17.56	34.68	205	120	P	V
		2483.52	51.76	-2.24	54	36.68	32.2	17.56	34.68	205	120	A	V
													V
													V
<b>Remark</b>	1. No other spurious found. 2. All results are PASS against Peak and Average limit line.												



**2.4GHz 2400~2483.5MHz  
WIFI 802.11g (Harmonic @ 3m)**

WIFI Ant. 1	Note	Frequency ( MHz )	Level ( dBμV/m )	Over Limit ( dB )	Limit Line ( dBμV/m )	Read Level ( dBμV )	Antenna Factor ( dB/m )	Path Loss ( dB )	Preamp Factor ( dB )	Ant Pos ( cm )	Table Pos ( deg )	Peak Avg. ( P/A )	Pol. ( H/V )	
802.11g CH 01 2412MHz		4824	42.15	-31.85	74	56.41	34.1	10.98	59.34	100	0	P	H	
													H	
													H	
													H	
			4824	42.27	-31.73	74	56.53	34.1	10.98	59.34	100	0	P	V
														V
														V
802.11g CH 06 2437MHz		4874	42.19	-31.81	74	56.27	34.13	11.03	59.24	100	0	P	H	
		7311	43.59	-30.41	74	52.36	35.7	13.66	58.13	100	0	P	H	
													H	
													H	
			4874	41.5	-32.5	74	55.58	34.13	11.03	59.24	100	0	P	V
			7311	43.28	-30.72	74	52.05	35.7	13.66	58.13	100	0	P	V
														V
802.11g CH 11 2462MHz		4924	42.09	-31.91	74	55.97	34.17	11.09	59.14	100	0	P	H	
		7386	43.45	-30.55	74	52.45	35.5	13.76	58.26	100	0	P	H	
													H	
													H	
			4924	42.44	-31.56	74	56.32	34.17	11.09	59.14	100	0	P	V
			7386	43.1	-30.9	74	52.1	35.5	13.76	58.26	100	0	P	V
														V
Remark	1. No other spurious found.													
	2. All results are PASS against Peak and Average limit line.													



**2.4GHz 2400~2483.5MHz  
WIFI 802.11n HT20 (Band Edge @ 3m)**

WIFI Ant. 1	Note	Frequency ( MHz )	Level ( dBμV/m )	Over Limit ( dB )	Limit Line ( dBμV/m )	Read Level ( dBμV )	Antenna Factor ( dB/m )	Path Loss ( dB )	Preamp Factor ( dB )	Ant Pos ( cm )	Table Pos ( deg )	Peak Avg. ( P/A )	Pol. ( H/V )	
802.11n HT20 CH 01 2412MHz		2389.8	56.27	-17.73	74	41.78	32	17.44	34.95	240	104	P	H	
		2390	47.07	-6.93	54	32.58	32	17.44	34.95	240	104	A	H	
	*	2412	104.13	-	-	89.57	32.07	17.44	34.95	240	104	P	H	
	*	2412	96.02	-	-	81.46	32.07	17.44	34.95	240	104	A	H	
													H	
														H
			2389.905	62.07	-11.93	74	47.58	32	17.44	34.95	156	68	P	V
			2389.8	52.75	-1.25	54	38.26	32	17.44	34.95	156	68	A	V
		*	2412	110.52	-	-	95.96	32.07	17.44	34.95	156	68	P	V
		*	2412	102.95	-	-	88.39	32.07	17.44	34.95	156	68	A	V
													V	
													V	
802.11n HT20 CH 06 2437MHz		2378.74	55.32	-18.68	74	40.95	31.93	17.38	34.94	214	104	P	H	
		2388.54	44.7	-9.3	54	30.2	32	17.44	34.94	214	104	A	H	
	*	2437	107.3	-	-	92.56	32.2	17.5	34.96	214	104	P	H	
	*	2437	99.52	-	-	84.78	32.2	17.5	34.96	214	104	A	H	
			2483.97	58.51	-15.49	74	43.72	32.2	17.56	34.97	214	104	P	H
			2483.9	45.97	-8.03	54	31.18	32.2	17.56	34.97	214	104	A	H
			2388.54	54.99	-19.01	74	40.49	32	17.44	34.94	176	98	P	V
			2389.94	45.24	-8.76	54	30.75	32	17.44	34.95	176	98	A	V
		*	2437	115.04	-	-	100.3	32.2	17.5	34.96	176	98	P	V
		*	2437	107.29	-	-	92.55	32.2	17.5	34.96	176	98	A	V
		2484.39	64.56	-9.44	74	49.77	32.2	17.56	34.97	176	98	P	V	
		2483.69	48.33	-5.67	54	33.54	32.2	17.56	34.97	176	98	A	V	



<b>802.11n</b> <b>HT20</b> <b>CH 11</b> <b>2462MHz</b>	*	2462	105.23	-	-	90.15	32.2	17.56	34.68	208	106	P	H
	*	2462	97.63	-	-	82.55	32.2	17.56	34.68	208	106	A	H
		2485.32	58.69	-15.31	74	43.61	32.2	17.56	34.68	208	106	P	H
		2483.52	49.3	-4.7	54	34.22	32.2	17.56	34.68	208	106	A	H
													H
													H
	*	2462	110.32	-	-	95.24	32.2	17.56	34.68	203	123	P	V
	*	2462	102.38	-	-	87.3	32.2	17.56	34.68	203	123	A	V
		2484.56	61.92	-12.08	74	46.84	32.2	17.56	34.68	203	123	P	V
		2483.6	51.63	-2.37	54	36.55	32.2	17.56	34.68	203	123	A	V
													V
												V	
<b>Remark</b>	1. No other spurious found. 2. All results are PASS against Peak and Average limit line.												



**2.4GHz 2400~2483.5MHz  
WIFI 802.11n HT20 (Harmonic @ 3m)**

WIFI Ant. 1	Note	Frequency ( MHz )	Level ( dBμV/m )	Over Limit ( dB )	Limit Line ( dBμV/m )	Read Level ( dBμV )	Antenna Factor ( dB/m )	Path Loss ( dB )	Preamp Factor ( dB )	Ant Pos ( cm )	Table Pos ( deg )	Peak Avg. ( P/A )	Pol. ( H/V )	
802.11n HT20 CH 01 2412MHz		4824	42.48	-31.52	74	56.74	34.1	10.98	59.34	100	0	P	H	
													H	
													H	
													H	
			4824	41.98	-32.02	74	56.24	34.1	10.98	59.34	100	0	P	V
														V
														V
802.11n HT20 CH 06 2437MHz		4874	42.34	-31.66	74	56.42	34.13	11.03	59.24	100	0	P	H	
													H	
			7311	43.14	-30.86	74	51.91	35.7	13.66	58.13	100	0	P	H
														H
														H
			4874	44.62	-29.38	74	58.7	34.13	11.03	59.24	100	0	P	V
			7311	42.69	-31.31	74	51.46	35.7	13.66	58.13	100	0	P	V
802.11n HT20 CH 11 2462MHz													V	
													V	
			4924	42.38	-31.62	74	56.26	34.17	11.09	59.14	100	0	P	H
			7386	43.4	-30.6	74	52.4	35.5	13.76	58.26	100	0	P	H
														H
														H
			4924	42.38	-31.62	74	56.26	34.17	11.09	59.14	100	0	P	V
		7386	43.21	-30.79	74	52.21	35.5	13.76	58.26	100	0	P	V	
													V	
													V	
Remark	1. No other spurious found. 2. All results are PASS against Peak and Average limit line.													



**2.4GHz 2400~2483.5MHz  
WIFI 802.11n HT40 (Band Edge @ 3m)**

WIFI Ant. 1	Note	Frequency ( MHz )	Level ( dBμV/m )	Over Limit ( dB )	Limit Line ( dBμV/m )	Read Level ( dBμV )	Antenna Factor ( dB/m )	Path Loss ( dB )	Preamp Factor ( dB )	Ant Pos ( cm )	Table Pos ( deg )	Peak Avg. ( P/A )	Pol. ( H/V )
802.11n HT40 CH 03 2422MHz		2389.8	56.22	-17.78	74	41.73	32	17.44	34.95	216	104	P	H
		2389.8	47.4	-6.6	54	32.91	32	17.44	34.95	216	104	A	H
	*	2422	100.93	-	-	86.26	32.13	17.5	34.96	216	104	P	H
	*	2422	93.13	-	-	78.46	32.13	17.5	34.96	216	104	A	H
		2485.23	56.02	-17.98	74	41.23	32.2	17.56	34.97	216	104	P	H
		2484.53	46.17	-7.83	54	31.38	32.2	17.56	34.97	216	104	A	H
		2389.8	60.91	-13.09	74	46.42	32	17.44	34.95	176	79	P	V
		2389.94	52.89	-1.11	54	38.4	32	17.44	34.95	176	79	A	V
	*	2422	109.45	-	-	94.78	32.13	17.5	34.96	176	79	P	V
	*	2422	101.8	-	-	87.13	32.13	17.5	34.96	176	79	A	V
		2483.69	63.01	-10.99	74	48.22	32.2	17.56	34.97	176	79	P	V
		2484.39	48.79	-5.21	54	34	32.2	17.56	34.97	176	79	A	V
802.11n HT40 CH 06 2437MHz		2374.82	55.11	-18.89	74	40.74	31.93	17.38	34.94	214	105	P	H
		2389.66	45.57	-8.43	54	31.07	32	17.44	34.94	214	105	A	H
	*	2437	102.2	-	-	87.46	32.2	17.5	34.96	214	105	P	H
	*	2437	94.76	-	-	80.02	32.2	17.5	34.96	214	105	A	H
		2483.97	56.53	-17.47	74	41.74	32.2	17.56	34.97	214	105	P	H
		2483.5	48.15	-5.85	54	33.36	32.2	17.56	34.97	214	105	A	H
		2388.68	54.85	-19.15	74	40.35	32	17.44	34.94	180	82	P	V
		2389.94	46.86	-7.14	54	32.37	32	17.44	34.95	180	82	A	V
	*	2437	110.84	-	-	96.1	32.2	17.5	34.96	180	82	P	V
	*	2437	103.08	-	-	88.34	32.2	17.5	34.96	180	82	A	V
		2488.17	61.8	-12.2	74	47.01	32.2	17.56	34.97	180	82	P	V
		2483.5	51.7	-2.3	54	36.91	32.2	17.56	34.97	180	82	A	V



<b>802.11n</b>  <b>HT40</b>  <b>CH 09</b>  <b>2452MHz</b>		2373.56	55.05	-18.95	74	40.42	31.93	17.38	34.68	208	106	P	H
		2389.66	45.78	-8.22	54	31.02	32	17.44	34.68	208	106	A	H
	*	2452	99.09	-	-	84.07	32.2	17.5	34.68	208	106	P	H
	*	2452	91.3	-	-	76.28	32.2	17.5	34.68	208	106	A	H
		2483.76	58.67	-15.33	74	43.59	32.2	17.56	34.68	208	106	P	H
		2483.9	49.3	-4.7	54	34.22	32.2	17.56	34.68	208	106	A	H
		2365.02	55.38	-18.62	74	40.81	31.87	17.38	34.68	174	84	P	V
		2361.94	45.97	-8.03	54	31.4	31.87	17.38	34.68	174	84	A	V
	*	2452	105.3	-	-	90.28	32.2	17.5	34.68	174	84	P	V
	*	2452	97.59	-	-	82.57	32.2	17.5	34.68	174	84	A	V
		2483.62	60.59	-13.41	74	45.51	32.2	17.56	34.68	174	84	P	V
		2483.97	52.01	-1.99	54	36.93	32.2	17.56	34.68	174	84	A	V
<b>Remark</b>	1. No other spurious found. 2. All results are PASS against Peak and Average limit line.												



**2.4GHz 2400~2483.5MHz  
WIFI 802.11n HT40 (Harmonic @ 3m)**

WIFI Ant. 1	Note	Frequency ( MHz )	Level ( dBμV/m )	Over Limit ( dB )	Limit Line ( dBμV/m )	Read Level ( dBμV )	Antenna Factor ( dB/m )	Path Loss ( dB )	Preamp Factor ( dB )	Ant Pos ( cm )	Table Pos ( deg )	Peak Avg. ( P/A )	Pol. ( H/V )
802.11n HT40 CH 03 2422MHz		4844	42.64	-31.36	74	56.77	34.2	10.98	59.31	100	0	P	H
		7266	44.59	-29.41	74	53.49	35.57	13.62	58.09	100	0	P	H
													H
													H
		4844	42.46	-31.54	74	56.59	34.2	10.98	59.31	100	0	P	V
		7266	43.99	-30.01	74	52.89	35.57	13.62	58.09	100	0	P	V
802.11n HT40 CH 06 2437MHz		4874	42.36	-31.64	74	56.44	34.13	11.03	59.24	100	0	P	H
		7311	43.79	-30.21	74	52.56	35.7	13.66	58.13	100	0	P	H
													H
													H
		4874	44.16	-29.84	74	58.24	34.13	11.03	59.24	100	0	P	V
		7311	44.52	-29.48	74	53.29	35.7	13.66	58.13	100	0	P	V
802.11n HT40 CH 09 2452MHz		4904	41.64	-32.36	74	55.59	34.13	11.09	59.17	100	0	P	H
		7356	42.45	-31.55	74	51.45	35.5	13.71	58.21	100	0	P	H
													H
													H
		4904	41.27	-32.73	74	55.22	34.13	11.09	59.17	100	0	P	V
		7356	42.45	-31.55	74	51.45	35.5	13.71	58.21	100	0	P	V
Remark	1. No other spurious found.												
	2. All results are PASS against Peak and Average limit line.												





Emission below 1GHz

2.4GHz WIFI 802.11n HT40 (LF)

WIFI	Note	Frequency	Level	Over	Limit	Read	Antenna	Path	Preamp	Ant	Table	Peak	Pol.	
Ant.				Limit	Line	Level	Factor	Loss	Factor	Pos	Pos	Avg.		
1		( MHz )	( dBμV/m )	( dB )	( dBμV/m )	( dBμV )	( dB/m )	( dB )	( dB )	( cm )	( deg )	( P/A )	( H/V )	
2.4GHz 802.11n HT40 LF		30	23.99	-16.01	40	28.24	24.6	1.33	30.18	-	-	30	H	
		124.77	27.57	-15.93	43.5	37.92	17.69	2.01	30.05	-	-	124.77	H	
		148.26	30.33	-13.17	43.5	41.01	17.1	2.24	30.02	-	-	148.26	H	
		903.4	42.08	-3.92	46	37.22	28.78	4.96	28.88	100	0	903.4	H	
		947.5	41.65	-4.35	46	34.95	30.23	5.05	28.58	-	-	947.5	H	
		969.9	42.88	-11.12	54	35.38	30.86	5.06	28.42	-	-	969.9	H	
														H
														H
														H
														H
														H
														H
			30	31.89	-8.11	40	36.14	24.6	1.33	30.18	-	-	30	V
			130.17	31.53	-11.97	43.5	42.13	17.43	2.01	30.04	-	-	130.17	V
			135.03	29.59	-13.91	43.5	40.22	17.4	2.01	30.04	-	-	135.03	V
			881	39.46	-6.54	46	34.66	28.89	4.89	28.98	-	-	881	V
			925.8	40.69	-5.31	46	35.08	29.36	4.97	28.72	100	0	925.8	V
			969.9	41.55	-12.45	54	34.05	30.86	5.06	28.42	-	-	969.9	V
													V	
													V	
													V	
													V	
													V	
													V	
Remark	1. No other spurious found. 2. All results are PASS against limit line.													



2.4GHz 2400~2483.5MHz

WIFI 802.11b (Band Edge @ 3m)

WIFI	Note	Frequency	Level	Over	Limit	Read	Antenna	Path	Preamp	Ant	Table	Peak	Pol.	
Ant.				Limit	Line	Level	Factor	Loss	Factor	Pos	Pos	Avg.		
2		( MHz )	( dBμV/m )	( dB )	( dBμV/m )	( dBμV )	( dB/m )	( dB )	( dB )	( cm )	( deg )	(P/A)	(H/V)	
802.11b CH 01 2412MHz		2388.225	55.9	-18.1	74	41.14	32	17.44	34.68	200	296	P	H	
		2389.17	46.49	-7.51	54	31.73	32	17.44	34.68	200	296	A	H	
	*	2412	105.21	-	-	90.38	32.07	17.44	34.68	200	296	P	H	
	*	2412	102.02	-	-	87.19	32.07	17.44	34.68	200	296	A	H	
													H	
														H
			2389.485	57.52	-16.48	74	42.76	32	17.44	34.68	100	285	P	V
			2389.17	49.5	-4.5	54	34.74	32	17.44	34.68	100	285	A	V
	*		2412	116.57	-	-	101.74	32.07	17.44	34.68	100	285	P	V
	*		2412	113.39	-	-	98.56	32.07	17.44	34.68	100	285	A	V
														V
														V
802.11b CH 06 2437MHz		2350.88	55.41	-18.59	74	40.92	31.8	17.37	34.68	220	306	P	H	
		2389.24	44.56	-9.44	54	29.8	32	17.44	34.68	220	306	A	H	
	*	2437	107.62	-	-	92.6	32.2	17.5	34.68	220	306	P	H	
	*	2437	104.27	-	-	89.25	32.2	17.5	34.68	220	306	A	H	
			2491.88	55.93	-18.07	74	40.85	32.2	17.56	34.68	220	306	P	H
			2490.9	44.86	-9.14	54	29.78	32.2	17.56	34.68	220	306	A	H
			2382.94	55.46	-18.54	74	40.77	31.93	17.44	34.68	125	244	P	V
			2389.94	45.47	-8.53	54	30.71	32	17.44	34.68	125	244	A	V
	*		2437	117.32	-	-	102.3	32.2	17.5	34.68	125	244	P	V
	*		2437	114.13	-	-	99.11	32.2	17.5	34.68	125	244	A	V
			2486.7	56.7	-17.3	74	41.62	32.2	17.56	34.68	125	244	P	V
			2485.79	47.08	-6.92	54	32	32.2	17.56	34.68	125	244	A	V



<b>802.11b</b> <b>CH 11</b> <b>2462MHz</b>	*	2462	101.59	-	-	86.51	32.2	17.56	34.68	295	138	P	H
	*	2462	99.06	-	-	83.98	32.2	17.56	34.68	295	138	A	H
		2487.36	55.53	-18.47	74	40.45	32.2	17.56	34.68	295	138	P	H
		2483.52	45.18	-8.82	54	30.1	32.2	17.56	34.68	295	138	A	H
													H
													H
	*	2462	113.37	-	-	98.29	32.2	17.56	34.68	122	300	P	V
	*	2462	110.85	-	-	95.77	32.2	17.56	34.68	122	300	A	V
		2483.76	57.11	-16.89	74	42.03	32.2	17.56	34.68	122	300	P	V
		2483.52	49.8	-4.2	54	34.72	32.2	17.56	34.68	122	300	A	V
													V
													V
<b>Remark</b>	1. No other spurious found. 2. All results are PASS against Peak and Average limit line.												



**2.4GHz 2400~2483.5MHz  
WIFI 802.11b (Harmonic @ 3m)**

WIFI Ant. 2	Note	Frequency ( MHz )	Level ( dBμV/m )	Over Limit ( dB )	Limit Line ( dBμV/m )	Read Level ( dBμV )	Antenna Factor ( dB/m )	Path Loss ( dB )	Preamp Factor ( dB )	Ant Pos ( cm )	Table Pos ( deg )	Peak Avg. (P/A)	Pol. (H/V)	
802.11b CH 01 2412MHz		4824	45.69	-28.31	74	59.95	34.1	10.98	59.34	100	0	P	H	
													H	
													H	
													H	
			4824	43.64	-30.36	74	57.9	34.1	10.98	59.34	100	0	P	V
														V
														V
802.11b CH 06 2437MHz		4874	47.03	-26.97	74	61.11	34.13	11.03	59.24	100	0	P	H	
		7311	48.24	-25.76	74	57.01	35.7	13.66	58.13	100	0	P	H	
													H	
													H	
			4874	43.08	-30.92	74	57.16	34.13	11.03	59.24	100	0	P	V
			7311	48.22	-25.78	74	56.99	35.7	13.66	58.13	100	0	P	V
														V
802.11b CH 11 2462MHz		4924	46.98	-27.02	74	60.86	34.17	11.09	59.14	100	0	P	H	
		7386	47.96	-26.04	74	56.96	35.5	13.76	58.26	100	0	P	H	
													H	
													H	
			4924	47.39	-26.61	74	61.27	34.17	11.09	59.14	100	0	P	V
			7386	47.82	-26.18	74	56.82	35.5	13.76	58.26	100	0	P	V
														V
Remark	1. No other spurious found.													
	2. All results are PASS against Peak and Average limit line.													



**2.4GHz 2400~2483.5MHz  
WIFI 802.11g (Band Edge @ 3m)**

WIFI Ant. 2	Note	Frequency ( MHz )	Level ( dBμV/m )	Over Limit ( dB )	Limit Line ( dBμV/m )	Read Level ( dBμV )	Antenna Factor ( dB/m )	Path Loss ( dB )	Preamp Factor ( dB )	Ant Pos ( cm )	Table Pos ( deg )	Peak Avg. ( P/A )	Pol. ( H/V )	
802.11g CH 01 2412MHz		2381.715	55.28	-18.72	74	40.85	31.93	17.44	34.94	382	135	P	H	
		2389.8	45.64	-8.36	54	31.15	32	17.44	34.95	382	135	A	H	
	*	2412	102.8	-	-	88.24	32.07	17.44	34.95	382	135	P	H	
	*	2412	95.25	-	-	80.69	32.07	17.44	34.95	382	135	A	H	
													H	
														H
			2389.905	61.29	-12.71	74	46.8	32	17.44	34.95	129	246	P	V
			2390	52.06	-1.94	54	37.57	32	17.44	34.95	129	246	A	V
	*		2412	112.49	-	-	97.93	32.07	17.44	34.95	129	246	P	V
	*		2412	105.03	-	-	90.47	32.07	17.44	34.95	129	246	A	V
														V
														V
802.11g CH 06 2437MHz		2319.38	55.32	-18.68	74	41.14	31.8	17.31	34.93	376	145	P	H	
		2386.44	44.83	-9.17	54	30.33	32	17.44	34.94	376	145	A	H	
	*	2437	105.03	-	-	90.29	32.2	17.5	34.96	376	145	P	H	
	*	2437	97.31	-	-	82.57	32.2	17.5	34.96	376	145	A	H	
			2497.62	54.42	-19.58	74	39.64	32.2	17.56	34.98	376	145	P	H
			2484.18	45.04	-8.96	54	30.25	32.2	17.56	34.97	376	145	A	H
			2389.94	59.2	-14.8	74	44.71	32	17.44	34.95	127	245	P	V
			2389.66	46.2	-7.8	54	31.7	32	17.44	34.94	127	245	A	V
	*		2437	115.71	-	-	100.97	32.2	17.5	34.96	127	245	P	V
	*		2437	107.98	-	-	93.24	32.2	17.5	34.96	127	245	A	V
			2485.65	62.02	-11.98	74	47.23	32.2	17.56	34.97	127	245	P	V
			2484.32	48.12	-5.88	54	33.33	32.2	17.56	34.97	127	245	A	V



<b>802.11g CH 11 2462MHz</b>	*	2462	101.7	-	-	86.91	32.2	17.56	34.97	367	132	P	H
	*	2462	94.51	-	-	79.72	32.2	17.56	34.97	367	132	A	H
		2483.8	56.36	-17.64	74	41.57	32.2	17.56	34.97	367	132	P	H
		2483.52	46.29	-7.71	54	31.5	32.2	17.56	34.97	367	132	A	H
													H
													H
	*	2462	112.57	-	-	97.78	32.2	17.56	34.97	144	256	P	V
	*	2462	104.79	-	-	90	32.2	17.56	34.97	144	256	A	V
		2484.12	64	-10	74	49.21	32.2	17.56	34.97	144	256	P	V
		2483.56	51.34	-2.66	54	36.55	32.2	17.56	34.97	144	256	A	V
													V
													V
<b>Remark</b>	1. No other spurious found. 2. All results are PASS against Peak and Average limit line.												



**2.4GHz 2400~2483.5MHz  
WIFI 802.11g (Harmonic @ 3m)**

WIFI Ant. 2	Note	Frequency ( MHz )	Level ( dBμV/m )	Over Limit ( dB )	Limit Line ( dBμV/m )	Read Level ( dBμV )	Antenna Factor ( dB/m )	Path Loss ( dB )	Preamp Factor ( dB )	Ant Pos ( cm )	Table Pos ( deg )	Peak Avg. ( P/A )	Pol. ( H/V )	
802.11g CH 01 2412MHz		4824	42.07	-31.93	74	56.33	34.1	10.98	59.34	100	0	P	H	
													H	
													H	
													H	
			4824	42.22	-31.78	74	56.48	34.1	10.98	59.34	100	0	P	V
														V
														V
802.11g CH 06 2437MHz		4874	42.29	-31.71	74	56.37	34.13	11.03	59.24	100	0	P	H	
		7311	43.7	-30.3	74	52.47	35.7	13.66	58.13	100	0	P	H	
													H	
													H	
			4874	42.25	-31.75	74	56.33	34.13	11.03	59.24	100	0	P	V
			7311	44.92	-29.08	74	53.69	35.7	13.66	58.13	100	0	P	V
														V
802.11g CH 11 2462MHz		4924	41.85	-32.15	74	55.73	34.17	11.09	59.14	100	0	P	H	
		7386	43.82	-30.18	74	52.82	35.5	13.76	58.26	100	0	P	H	
													H	
													H	
			4924	42.27	-31.73	74	56.15	34.17	11.09	59.14	100	0	P	V
			7386	44.42	-29.58	74	53.42	35.5	13.76	58.26	100	0	P	V
														V
Remark	1. No other spurious found.													
	2. All results are PASS against Peak and Average limit line.													



**2.4GHz 2400~2483.5MHz  
WIFI 802.11n HT20 (Band Edge @ 3m)**

WIFI Ant. 2	Note	Frequency ( MHz )	Level ( dBμV/m )	Over Limit ( dB )	Limit Line ( dBμV/m )	Read Level ( dBμV )	Antenna Factor ( dB/m )	Path Loss ( dB )	Preamp Factor ( dB )	Ant Pos ( cm )	Table Pos ( deg )	Peak Avg. ( P/A )	Pol. ( H/V )	
802.11n HT20 CH 01 2412MHz		2389.485	54.44	-19.56	74	39.94	32	17.44	34.94	382	137	P	H	
		2390	45.51	-8.49	54	31.02	32	17.44	34.95	382	137	A	H	
	*	2412	101.96	-	-	87.4	32.07	17.44	34.95	382	137	P	H	
	*	2412	94.27	-	-	79.71	32.07	17.44	34.95	382	137	A	H	
													H	
													H	
			2389.485	61.69	-12.31	74	47.19	32	17.44	34.94	130	266	P	V
			2390	51.88	-2.12	54	37.39	32	17.44	34.95	130	266	A	V
		*	2412	112.56	-	-	98	32.07	17.44	34.95	130	266	P	V
		*	2412	105.06	-	-	90.5	32.07	17.44	34.95	130	266	A	V
													V	
													V	
802.11n HT20 CH 06 2437MHz		2342.62	54.45	-19.55	74	40.22	31.8	17.37	34.94	376	146	P	H	
		2385.88	44.73	-9.27	54	30.23	32	17.44	34.94	376	146	A	H	
	*	2437	104.49	-	-	89.75	32.2	17.5	34.96	376	146	P	H	
	*	2437	96.94	-	-	82.2	32.2	17.5	34.96	376	146	A	H	
			2483.76	54.93	-19.07	74	40.14	32.2	17.56	34.97	376	146	P	H
			2484.67	45.08	-8.92	54	30.29	32.2	17.56	34.97	376	146	A	H
			2389.24	56.62	-17.38	74	42.12	32	17.44	34.94	126	247	P	V
			2389.66	46.26	-7.74	54	31.76	32	17.44	34.94	126	247	A	V
		*	2437	115.05	-	-	100.31	32.2	17.5	34.96	126	247	P	V
		*	2437	107.55	-	-	92.81	32.2	17.5	34.96	126	247	A	V
		2484.39	62.64	-11.36	74	47.85	32.2	17.56	34.97	126	247	P	V	
		2483.62	48.41	-5.59	54	33.62	32.2	17.56	34.97	126	247	A	V	





<b>802.11n</b> <b>HT20</b> <b>CH 11</b> <b>2462MHz</b>	*	2462	102.09	-	-	87.3	32.2	17.56	34.97	368	133	P	H
	*	2462	94.11	-	-	79.32	32.2	17.56	34.97	368	133	A	H
		2483.84	57.01	-16.99	74	42.22	32.2	17.56	34.97	368	133	P	H
		2483.84	46.68	-7.32	54	31.89	32.2	17.56	34.97	368	133	A	H
													H
													H
	*	2462	111.58	-	-	96.79	32.2	17.56	34.97	145	254	P	V
	*	2462	104.36	-	-	89.57	32.2	17.56	34.97	145	254	A	V
		2484.4	63.06	-10.94	74	48.27	32.2	17.56	34.97	145	254	P	V
		2483.52	52.26	-1.74	54	37.47	32.2	17.56	34.97	145	254	A	V
													V
												V	
<b>Remark</b>	1. No other spurious found. 2. All results are PASS against Peak and Average limit line.												



**2.4GHz 2400~2483.5MHz  
WIFI 802.11n HT20 (Harmonic @ 3m)**

WIFI Ant. 2	Note	Frequency ( MHz )	Level ( dBμV/m )	Over Limit ( dB )	Limit Line ( dBμV/m )	Read Level ( dBμV )	Antenna Factor ( dB/m )	Path Loss ( dB )	Preamp Factor ( dB )	Ant Pos ( cm )	Table Pos ( deg )	Peak Avg. ( P/A )	Pol. ( H/V )	
802.11n HT20 CH 01 2412MHz		4824	42.35	-31.65	74	56.61	34.1	10.98	59.34	100	0	P	H	
													H	
													H	
													H	
			4824	42.55	-31.45	74	56.81	34.1	10.98	59.34	100	0	P	V
														V
														V
802.11n HT20 CH 06 2437MHz		4874	41.82	-32.18	74	55.9	34.13	11.03	59.24	100	0	P	H	
													H	
			7311	43.47	-30.53	74	52.24	35.7	13.66	58.13	100	0	P	H
														H
			4874	41.53	-32.47	74	55.61	34.13	11.03	59.24	100	0	P	V
			7311	43.82	-30.18	74	52.59	35.7	13.66	58.13	100	0	P	V
														V
802.11n HT20 CH 11 2462MHz		4924	42	-32	74	55.88	34.17	11.09	59.14	100	0	P	H	
													H	
			7386	44.01	-29.99	74	53.01	35.5	13.76	58.26	100	0	P	H
														H
			4924	42.3	-31.7	74	56.18	34.17	11.09	59.14	100	0	P	V
			7386	44.12	-29.88	74	53.12	35.5	13.76	58.26	100	0	P	V
														V
Remark	1. No other spurious found.													
	2. All results are PASS against Peak and Average limit line.													



**2.4GHz 2400~2483.5MHz  
WIFI 802.11n HT40 (Band Edge @ 3m)**

WIFI Ant. 2	Note	Frequency ( MHz )	Level ( dBμV/m )	Over Limit ( dB )	Limit Line ( dBμV/m )	Read Level ( dBμV )	Antenna Factor ( dB/m )	Path Loss ( dB )	Preamp Factor ( dB )	Ant Pos ( cm )	Table Pos ( deg )	Peak Avg. ( P/A )	Pol. ( H/V )
802.11n HT40 CH 03 2422MHz		2371.18	54.68	-19.32	74	40.31	31.93	17.38	34.94	374	136	P	H
		2321.48	45.63	-8.37	54	31.45	31.8	17.31	34.93	374	136	A	H
	*	2422	98.02	-	-	83.35	32.13	17.5	34.96	374	136	P	H
	*	2422	90.16	-	-	75.49	32.13	17.5	34.96	374	136	A	H
		2486.49	55.02	-18.98	74	40.23	32.2	17.56	34.97	374	136	P	H
		2493.63	45.62	-8.38	54	30.84	32.2	17.56	34.98	374	136	A	H
		2389.8	60.1	-13.9	74	45.61	32	17.44	34.95	127	266	P	V
		2389.94	52.13	-1.87	54	37.64	32	17.44	34.95	127	266	A	V
	*	2422	108.71	-	-	94.04	32.13	17.5	34.96	127	266	P	V
	*	2422	101.03	-	-	86.36	32.13	17.5	34.96	127	266	A	V
		2485.93	59.74	-14.26	74	44.95	32.2	17.56	34.97	127	266	P	V
		2486.28	47.66	-6.34	54	32.87	32.2	17.56	34.97	127	266	A	V
802.11n HT40 CH 06 2437MHz		2380.84	54.77	-19.23	74	40.34	31.93	17.44	34.94	384	115	P	H
		2387.84	45.62	-8.38	54	31.12	32	17.44	34.94	384	115	A	H
	*	2437	99.11	-	-	84.37	32.2	17.5	34.96	384	115	P	H
	*	2437	91.11	-	-	76.37	32.2	17.5	34.96	384	115	A	H
		2483.69	55.53	-18.47	74	40.74	32.2	17.56	34.97	384	115	P	H
		2484.04	46.43	-7.57	54	31.64	32.2	17.56	34.97	384	115	A	H
		2389.94	61.82	-12.18	74	47.33	32	17.44	34.95	122	272	P	V
		2389.94	50.49	-3.51	54	36	32	17.44	34.95	122	272	A	V
	*	2437	109.48	-	-	94.74	32.2	17.5	34.96	122	272	P	V
	*	2437	101.38	-	-	86.64	32.2	17.5	34.96	122	272	A	V
	2485.51	60.79	-13.21	74	46	32.2	17.56	34.97	122	272	P	V	
	2483.83	52.53	-1.47	54	37.74	32.2	17.56	34.97	122	272	A	V	



<b>802.11n</b>  <b>HT40</b>  <b>CH 09</b>  <b>2452MHz</b>		2362.22	55.08	-18.92	74	40.77	31.87	17.38	34.94	384	120	P	H
		2388.68	45.74	-8.26	54	31.24	32	17.44	34.94	384	120	A	H
	*	2452	98.89	-	-	84.16	32.2	17.5	34.97	384	120	P	H
	*	2452	91.45	-	-	76.72	32.2	17.5	34.97	384	120	P	H
		2483.76	54.86	-19.14	74	40.07	32.2	17.56	34.97	384	120	P	H
		2483.5	46.53	-7.47	54	31.74	32.2	17.56	34.97	384	120	A	H
		2389.8	55.03	-18.97	74	40.54	32	17.44	34.95	125	244	P	V
		2389.66	45.63	-8.37	54	31.13	32	17.44	34.94	125	244	A	V
	*	2452	107.96	-	-	93.23	32.2	17.5	34.97	125	244	P	V
	*	2452	100.81	-	-	86.08	32.2	17.5	34.97	125	244	A	V
		2483.55	61.35	-12.65	74	46.56	32.2	17.56	34.97	125	244	P	V
		2483.83	51.22	-2.78	54	36.43	32.2	17.56	34.97	125	244	A	V
<b>Remark</b>	1. No other spurious found. 2. All results are PASS against Peak and Average limit line.												



**2.4GHz 2400~2483.5MHz  
WIFI 802.11n HT40 (Harmonic @ 3m)**

WIFI Ant. 2	Note	Frequency ( MHz )	Level ( dBμV/m )	Over Limit ( dB )	Limit Line ( dBμV/m )	Read Level ( dBμV )	Antenna Factor ( dB/m )	Path Loss ( dB )	Preamp Factor ( dB )	Ant Pos ( cm )	Table Pos ( deg )	Peak Avg. ( P/A )	Pol. ( H/V )
802.11n HT40 CH 03 2422MHz		4844	42.89	-31.11	74	57.02	34.2	10.98	59.31	100	0	P	H
		7266	43.93	-30.07	74	52.83	35.57	13.62	58.09	100	0	P	H
													H
													H
		4844	43.13	-30.87	74	57.26	34.2	10.98	59.31	100	0	P	V
		7266	43.56	-30.44	74	52.46	35.57	13.62	58.09	100	0	P	V
													V
802.11n HT40 CH 06 2437MHz		4874	42.39	-31.61	74	56.47	34.13	11.03	59.24	100	0	P	H
		7311	44.18	-29.82	74	52.95	35.7	13.66	58.13	100	0	P	H
													H
													H
		4874	43.12	-30.88	74	57.2	34.13	11.03	59.24	100	0	P	V
		7311	43.55	-30.45	74	52.32	35.7	13.66	58.13	100	0	P	V
													V
802.11n HT40 CH 09 2452MHz		4904	41.89	-32.11	74	55.84	34.13	11.09	59.17	100	0	P	H
		7356	43.1	-30.9	74	52.1	35.5	13.71	58.21	100	0	P	H
													H
													H
		4904	43.13	-30.87	74	57.08	34.13	11.09	59.17	100	0	P	V
		7356	43.56	-30.44	74	52.56	35.5	13.71	58.21	100	0	P	V
													V
Remark	1. No other spurious found.												
	2. All results are PASS against Peak and Average limit line.												



Emission below 1GHz  
2.4GHz WIFI 802.11n HT40 (LF)

WIFI	Note	Frequency	Level	Over	Limit	Read	Antenna	Path	Preamp	Ant	Table	Peak	Pol.	
Ant.				Limit	Line	Level	Factor	Loss	Factor	Pos	Pos	Avg.		
2		( MHz )	( dBμV/m )	( dB )	( dBμV/m )	(dBμV)	( dB/m )	( dB )	( dB )	( cm )	( deg )	(P/A)	(H/V)	
2.4GHz 802.11n HT40 LF		30	25.15	-14.85	40	29.4	24.6	1.33	30.18	-	-	P	H	
		125.31	27.63	-15.87	43.5	37.98	17.69	2.01	30.05	-	-	P	H	
		147.72	30.36	-13.14	43.5	40.99	17.15	2.24	30.02	-	-	P	H	
		881	41.04	-4.96	46	36.24	28.89	4.89	28.98	-	-	P	H	
		904.1	41.29	-4.71	46	36.39	28.81	4.96	28.87	-	-	P	H	
		924.4	42.04	-3.96	46	36.5	29.3	4.97	28.73	100	0	P	H	
													H	
													H	
													H	
													H	
													H	
													H	
			30	32.14	-7.86	40	36.39	24.6	1.33	30.18	-	-	P	V
			129.36	32.08	-11.42	43.5	42.63	17.48	2.01	30.04	-	-	P	V
			143.13	29.4	-14.1	43.5	39.89	17.3	2.24	30.03	-	-	P	V
			925.8	39.77	-6.23	46	34.16	29.36	4.97	28.72	-	-	P	V
			949.6	41.11	-4.89	46	34.29	30.33	5.05	28.56	100	0	P	V
			969.9	40.65	-13.35	54	33.15	30.86	5.06	28.42	-	-	P	V
													V	
													V	
													V	
													V	
													V	
													V	
Remark	1. No other spurious found. 2. All results are PASS against limit line.													



2.4GHz 2400~2483.5MHz

WIFI 802.11b (Band Edge @ 3m)

WIFI	Note	Frequency	Level	Over	Limit	Read	Antenna	Path	Preamp	Ant	Table	Peak	Pol.	
Ant.				Limit	Line	Level	Factor	Loss	Factor	Pos	Pos	Avg.		
1+2		( MHz )	( dBμV/m )	( dB )	( dBμV/m )	( dBμV )	( dB/m )	( dB )	( dB )	( cm )	( deg )	(P/A)	(H/V)	
802.11b CH 01 2412MHz		2314.83	55.75	-18.25	74	41.32	31.8	17.31	34.68	188	311	P	H	
		2389.59	44.82	-9.18	54	30.06	32	17.44	34.68	188	311	A	H	
	*	2412	108.18	-	-	93.35	32.07	17.44	34.68	188	311	P	H	
	*	2412	105.27	-	-	90.44	32.07	17.44	34.68	188	311	A	H	
													H	
														H
			2388.75	58.14	-15.86	74	43.38	32	17.44	34.68	100	297	P	V
			2389.065	50.79	-3.21	54	36.03	32	17.44	34.68	100	297	A	V
	*		2412	117.21	-	-	102.38	32.07	17.44	34.68	100	297	P	V
	*		2412	114.16	-	-	99.33	32.07	17.44	34.68	100	297	A	V
														V
														V
802.11b CH 06 2437MHz		2361.38	55.63	-18.37	74	41.06	31.87	17.38	34.68	218	310	P	H	
		2388.4	44.83	-9.17	54	30.07	32	17.44	34.68	218	310	A	H	
	*	2437	112.2	-	-	97.18	32.2	17.5	34.68	218	310	P	H	
	*	2437	109.05	-	-	94.03	32.2	17.5	34.68	218	310	A	H	
			2499.86	56.59	-17.41	74	41.51	32.2	17.56	34.68	218	310	P	H
			2484.53	45.36	-8.64	54	30.28	32.2	17.56	34.68	218	310	A	H
			2388.96	56.49	-17.51	74	41.73	32	17.44	34.68	100	350	P	V
			2389.94	47.25	-6.75	54	32.49	32	17.44	34.68	100	350	A	V
	*		2437	119.46	-	-	104.44	32.2	17.5	34.68	100	350	P	V
	*		2437	116.44	-	-	101.42	32.2	17.5	34.68	100	350	A	V
			2486.84	56	-18	74	40.92	32.2	17.56	34.68	100	350	P	V
			2485.65	45.6	-8.4	54	30.52	32.2	17.56	34.68	100	350	A	V



<b>802.11b</b> <b>CH 11</b> <b>2462MHz</b>	*	2462	110.28	-	-	95.2	32.2	17.56	34.68	268	135	P	H
	*	2462	107.17	-	-	92.09	32.2	17.56	34.68	268	135	A	H
		2483.8	56.35	-17.65	74	41.27	32.2	17.56	34.68	268	135	P	H
		2483.52	49.4	-4.6	54	34.32	32.2	17.56	34.68	268	135	A	H
													H
													H
	*	2462	115.93	-	-	100.85	32.2	17.56	34.68	151	291	P	V
	*	2462	112.8	-	-	97.72	32.2	17.56	34.68	151	291	A	V
		2483.6	58.4	-15.6	74	43.32	32.2	17.56	34.68	151	291	P	V
		2483.52	51.85	-2.15	54	36.77	32.2	17.56	34.68	151	291	A	V
													V
													V
<b>Remark</b>	1. No other spurious found. 2. All results are PASS against Peak and Average limit line.												





**2.4GHz 2400~2483.5MHz  
WIFI 802.11b (Harmonic @ 3m)**

WIFI Ant. 1+2	Note	Frequency ( MHz )	Level ( dBμV/m )	Over Limit ( dB )	Limit Line ( dBμV/m )	Read Level ( dBμV )	Antenna Factor ( dB/m )	Path Loss ( dB )	Preamp Factor ( dB )	Ant Pos ( cm )	Table Pos ( deg )	Peak Avg. (P/A)	Pol. (H/V)	
802.11b CH 01 2412MHz		4824	47.8	-26.2	74	62.06	34.1	10.98	59.34	100	0	P	H	
													H	
													H	
													H	
			4824	45.48	-28.52	74	59.74	34.1	10.98	59.34	100	0	P	V
														V
														V
802.11b CH 06 2437MHz		4874	51.02	-22.98	74	65.1	34.13	11.03	59.24	400	275	P	H	
		4874	47.95	-6.05	54	62.03	34.13	11.03	59.24	400	275	A	H	
		7311	42.78	-31.22	74	51.55	35.7	13.66	58.13	100	0	P	H	
													H	
			4874	52.6	-21.4	74	66.68	34.13	11.03	59.24	208	19	P	V
			4874	50.12	-3.88	54	64.2	34.13	11.03	59.24	208	19	A	V
			7311	47.71	-26.29	74	56.48	35.7	13.66	58.13	100	0	P	V
802.11b CH 11 2462MHz		4924	45.59	-28.41	74	59.47	34.17	11.09	59.14	100	0	P	H	
		7386	47.17	-26.83	74	56.17	35.5	13.76	58.26	100	0	P	H	
													H	
													H	
			4924	48.16	-25.84	74	62.04	34.17	11.09	59.14	100	0	P	V
			7386	46.05	-27.95	74	55.05	35.5	13.76	58.26	100	0	P	V
														V
Remark	1. No other spurious found.													
	2. All results are PASS against Peak and Average limit line.													



**2.4GHz 2400~2483.5MHz  
WIFI 802.11g (Band Edge @ 3m)**

WIFI Ant. 1+2	Note	Frequency ( MHz )	Level ( dBμV/m )	Over Limit ( dB )	Limit Line ( dBμV/m )	Read Level ( dBμV )	Antenna Factor ( dB/m )	Path Loss ( dB )	Preamp Factor ( dB )	Ant Pos ( cm )	Table Pos ( deg )	Peak Avg. ( P/A )	Pol. ( H/V )	
802.11g CH 01 2412MHz		2389.38	54.73	-19.27	74	40.23	32	17.44	34.94	270	117	P	H	
		2390	45.34	-8.66	54	30.85	32	17.44	34.95	270	117	A	H	
	*	2412	105.77	-	-	91.21	32.07	17.44	34.95	270	117	P	H	
	*	2412	97.89	-	-	83.33	32.07	17.44	34.95	270	117	A	H	
													H	
														H
			2389.695	62.63	-11.37	74	48.13	32	17.44	34.94	152	10	P	V
			2390	52.23	-1.77	54	37.74	32	17.44	34.95	152	10	A	V
	*		2412	112.71	-	-	98.15	32.07	17.44	34.95	152	10	P	V
	*		2412	105.31	-	-	90.75	32.07	17.44	34.95	152	10	A	V
														V
														V
802.11g CH 06 2437MHz		2336.46	54.1	-19.9	74	39.92	31.8	17.31	34.93	302	122	P	H	
		2389.8	44.76	-9.24	54	30.27	32	17.44	34.95	302	122	A	H	
	*	2437	109.52	-	-	94.78	32.2	17.5	34.96	302	122	P	H	
	*	2437	102.21	-	-	87.47	32.2	17.5	34.96	302	122	A	H	
			2492.37	55.25	-18.75	74	40.47	32.2	17.56	34.98	302	122	P	H
			2486.77	44.67	-9.33	54	29.88	32.2	17.56	34.97	302	122	A	H
			2389.52	55.74	-18.26	74	41.24	32	17.44	34.94	124	8	P	V
			2389.94	46.64	-7.36	54	32.15	32	17.44	34.95	124	8	A	V
	*		2437	117.62	-	-	102.88	32.2	17.5	34.96	124	8	P	V
	*		2437	110.05	-	-	95.31	32.2	17.5	34.96	124	8	A	V
			2484.25	60.37	-13.63	74	45.58	32.2	17.56	34.97	124	8	P	V
			2483.62	47.45	-6.55	54	32.66	32.2	17.56	34.97	124	8	A	V



<b>802.11g CH 11 2462MHz</b>	*	2462	106.33	-	-	91.54	32.2	17.56	34.97	296	129	P	H
	*	2462	98.7	-	-	83.91	32.2	17.56	34.97	296	129	A	H
		2483.84	56.28	-17.72	74	41.49	32.2	17.56	34.97	296	129	P	H
		2483.52	46.96	-7.04	54	32.17	32.2	17.56	34.97	296	129	A	H
													H
													H
	*	2462	112.75	-	-	97.96	32.2	17.56	34.97	140	10	P	V
	*	2462	104.82	-	-	90.03	32.2	17.56	34.97	140	10	A	V
		2483.72	61.48	-12.52	74	46.69	32.2	17.56	34.97	140	10	P	V
		2483.52	51.7	-2.3	54	36.91	32.2	17.56	34.97	140	10	A	V
													V
													V
<b>Remark</b>	1. No other spurious found. 2. All results are PASS against Peak and Average limit line.												



**2.4GHz 2400~2483.5MHz  
WIFI 802.11g (Harmonic @ 3m)**

WIFI Ant. 1+2	Note	Frequency ( MHz )	Level ( dBµV/m )	Over Limit ( dB )	Limit Line ( dBµV/m )	Read Level ( dBµV )	Antenna Factor ( dB/m )	Path Loss ( dB )	Preamp Factor ( dB )	Ant Pos ( cm )	Table Pos ( deg )	Peak Avg. (P/A)	Pol. (H/V)	
802.11g CH 01 2412MHz		4824	42.91	-31.09	74	57.17	34.1	10.98	59.34	100	0	P	H	
													H	
													H	
													H	
			4824	42.74	-31.26	74	57	34.1	10.98	59.34	100	0	P	V
														V
														V
802.11g CH 06 2437MHz		4874	48.06	-25.94	74	62.14	34.13	11.03	59.24	100	0	P	H	
		7311	44.2	-29.8	74	52.97	35.7	13.66	58.13	100	0	P	H	
													H	
													H	
			4874	44.15	-29.85	74	58.23	34.13	11.03	59.24	100	0	P	V
			7311	44.85	-29.15	74	53.62	35.7	13.66	58.13	100	0	P	V
														V
802.11g CH 11 2462MHz		4924	44.18	-29.82	74	58.06	34.17	11.09	59.14	100	0	P	H	
		7386	43.97	-30.03	74	52.97	35.5	13.76	58.26	100	0	P	H	
													H	
													H	
			4924	43.04	-30.96	74	56.92	34.17	11.09	59.14	100	0	P	V
			7386	45.38	-28.62	74	54.38	35.5	13.76	58.26	100	0	P	V
														V
Remark	1. No other spurious found.													
	2. All results are PASS against Peak and Average limit line.													



**2.4GHz 2400~2483.5MHz  
WIFI 802.11n HT20 (Band Edge @ 3m)**

WIFI Ant. 1+2	Note	Frequency ( MHz )	Level ( dBμV/m )	Over Limit ( dB )	Limit Line ( dBμV/m )	Read Level ( dBμV )	Antenna Factor ( dB/m )	Path Loss ( dB )	Preamp Factor ( dB )	Ant Pos ( cm )	Table Pos ( deg )	Peak Avg. ( P/A )	Pol. ( H/V )	
802.11n HT20 CH 01 2412MHz		2385.18	54.43	-19.57	74	40	31.93	17.44	34.94	271	119	P	H	
		2388.96	44.8	-9.2	54	30.3	32	17.44	34.94	271	119	A	H	
	*	2412	104.41	-	-	89.85	32.07	17.44	34.95	271	119	P	H	
	*	2412	96.37	-	-	81.81	32.07	17.44	34.95	271	119	A	H	
													H	
													H	
			2390	62.38	-11.62	74	47.89	32	17.44	34.95	151	351	P	V
			2390	51.98	-2.02	54	37.49	32	17.44	34.95	151	351	A	V
		*	2412	113.56	-	-	99	32.07	17.44	34.95	151	351	P	V
		*	2412	105.79	-	-	91.23	32.07	17.44	34.95	151	351	A	V
													V	
													V	
802.11n HT20 CH 06 2437MHz		2384.62	54.27	-19.73	74	39.84	31.93	17.44	34.94	302	120	P	H	
		2389.52	44.71	-9.29	54	30.21	32	17.44	34.94	302	120	A	H	
	*	2437	107.95	-	-	93.21	32.2	17.5	34.96	302	120	P	H	
	*	2437	100.75	-	-	86.01	32.2	17.5	34.96	302	120	A	H	
			2486.07	54.67	-19.33	74	39.88	32.2	17.56	34.97	302	120	P	H
			2483.5	44.74	-9.26	54	29.95	32.2	17.56	34.97	302	120	A	H
			2389.66	55.45	-18.55	74	40.95	32	17.44	34.94	124	8	P	V
			2389.94	46.94	-7.06	54	32.45	32	17.44	34.95	124	8	A	V
		*	2437	116.61	-	-	101.87	32.2	17.5	34.96	124	8	P	V
		*	2437	109.38	-	-	94.64	32.2	17.5	34.96	124	8	A	V
		2484.39	60.72	-13.28	74	45.93	32.2	17.56	34.97	124	8	P	V	
		2483.5	47.39	-6.61	54	32.6	32.2	17.56	34.97	124	8	A	V	



<b>802.11n</b> <b>HT20</b> <b>CH 11</b> <b>2462MHz</b>	*	2462	104.14	-	-	89.35	32.2	17.56	34.97	295	124	P	H
	*	2462	96.08	-	-	81.29	32.2	17.56	34.97	295	124	A	H
		2484.32	55.68	-18.32	74	40.89	32.2	17.56	34.97	295	124	P	H
		2483.72	45.6	-8.4	54	30.81	32.2	17.56	34.97	295	124	A	H
													H
													H
	*	2462	110.98	-	-	96.19	32.2	17.56	34.97	141	9	P	V
	*	2462	103.19	-	-	88.4	32.2	17.56	34.97	141	9	A	V
		2483.88	61.2	-12.8	74	46.41	32.2	17.56	34.97	141	9	P	V
		2483.68	51.75	-2.25	54	36.96	32.2	17.56	34.97	141	9	A	V
													V
												V	
<b>Remark</b>	1. No other spurious found. 2. All results are PASS against Peak and Average limit line.												



**2.4GHz 2400~2483.5MHz  
WIFI 802.11n HT20 (Harmonic @ 3m)**

WIFI Ant. 1+2	Note	Frequency ( MHz )	Level ( dBμV/m )	Over Limit ( dB )	Limit Line ( dBμV/m )	Read Level ( dBμV )	Antenna Factor ( dB/m )	Path Loss ( dB )	Preamp Factor ( dB )	Ant Pos ( cm )	Table Pos ( deg )	Peak Avg. ( P/A )	Pol. ( H/V )	
802.11n HT20 CH 01 2412MHz		4824	43.34	-30.66	74	57.6	34.1	10.98	59.34	100	0	P	H	
													H	
													H	
													H	
			4824	43.35	-30.65	74	57.61	34.1	10.98	59.34	100	0	P	V
														V
														V
802.11n HT20 CH 06 2437MHz		4874	47.74	-26.26	74	61.82	34.13	11.03	59.24	100	0	P	H	
													H	
			7311	44.77	-29.23	74	53.54	35.7	13.66	58.13	100	0	P	H
														H
			4874	43.91	-30.09	74	57.99	34.13	11.03	59.24	100	0	P	V
			7311	45.25	-28.75	74	54.02	35.7	13.66	58.13	100	0	P	V
														V
802.11n HT20 CH 11 2462MHz		4924	43.5	-30.5	74	57.38	34.17	11.09	59.14	100	0	P	H	
													H	
			7386	44.31	-29.69	74	53.31	35.5	13.76	58.26	100	0	P	H
														H
			4924	43.61	-30.39	74	57.49	34.17	11.09	59.14	100	0	P	V
			7386	44.13	-29.87	74	53.13	35.5	13.76	58.26	100	0	P	V
														V
Remark	1. No other spurious found.													
	2. All results are PASS against Peak and Average limit line.													



**2.4GHz 2400~2483.5MHz  
WIFI 802.11n HT40 (Band Edge @ 3m)**

WIFI Ant. 1+2	Note	Frequency ( MHz )	Level ( dBμV/m )	Over Limit ( dB )	Limit Line ( dBμV/m )	Read Level ( dBμV )	Antenna Factor ( dB/m )	Path Loss ( dB )	Preamp Factor ( dB )	Ant Pos ( cm )	Table Pos ( deg )	Peak Avg. ( P/A )	Pol. ( H/V )
802.11n HT40 CH 03 2422MHz		2389.38	55.01	-18.99	74	40.51	32	17.44	34.94	255	308	P	H
		2389.66	46.62	-7.38	54	32.12	32	17.44	34.94	255	308	A	H
	*	2422	101.12	-	-	86.45	32.13	17.5	34.96	255	308	P	H
	*	2422	93.23	-	-	78.56	32.13	17.5	34.96	255	308	A	H
		2489.57	54.87	-19.13	74	40.08	32.2	17.56	34.97	255	308	P	H
		2498.95	45.57	-8.43	54	30.79	32.2	17.56	34.98	255	308	A	H
		2389.24	58.31	-15.69	74	43.81	32	17.44	34.94	129	352	P	V
		2389.38	51.48	-2.52	54	36.98	32	17.44	34.94	129	352	A	V
	*	2422	110.46	-	-	95.79	32.13	17.5	34.96	129	352	P	V
	*	2422	102.09	-	-	87.42	32.13	17.5	34.96	129	352	A	V
		2484.04	55.7	-18.3	74	40.91	32.2	17.56	34.97	129	352	P	V
		2489.08	45.66	-8.34	54	30.87	32.2	17.56	34.97	129	352	A	V
802.11n HT40 CH 06 2437MHz		2387.28	53.92	-20.08	74	39.42	32	17.44	34.94	301	122	P	H
		2387.98	45.37	-8.63	54	30.87	32	17.44	34.94	301	122	A	H
	*	2437	103.87	-	-	89.13	32.2	17.5	34.96	301	122	P	H
	*	2437	95.87	-	-	81.13	32.2	17.5	34.96	301	122	A	H
		2484.74	54.45	-19.55	74	39.66	32.2	17.56	34.97	301	122	P	H
		2485.02	45.93	-8.07	54	31.14	32.2	17.56	34.97	301	122	A	H
		2389.8	58.29	-15.71	74	43.8	32	17.44	34.95	123	10	P	V
		2389.94	50.37	-3.63	54	35.88	32	17.44	34.95	123	10	A	V
	*	2437	111.56	-	-	96.82	32.2	17.5	34.96	123	10	P	V
	*	2437	104.16	-	-	89.42	32.2	17.5	34.96	123	10	A	V
		2483.5	62	-12	74	47.21	32.2	17.56	34.97	123	10	P	V
		2483.5	52.77	-1.23	54	37.98	32.2	17.56	34.97	123	10	A	V





<b>802.11n</b>  <b>HT40</b>  <b>CH 09</b>  <b>2452MHz</b>		2375.24	54.5	-19.5	74	40.13	31.93	17.38	34.94	294	123	P	H
		2316.3	44.91	-9.09	54	30.73	31.8	17.31	34.93	294	123	A	H
	*	2452	101.29	-	-	86.56	32.2	17.5	34.97	294	123	P	H
	*	2452	93.37	-	-	78.64	32.2	17.5	34.97	294	123	A	H
		2485.09	57.6	-16.4	74	42.81	32.2	17.56	34.97	294	123	P	H
		2483.97	48.2	-5.8	54	33.41	32.2	17.56	34.97	294	123	A	H
		2322.6	53.97	-20.03	74	39.79	31.8	17.31	34.93	123	8	P	V
		2389.94	45.41	-8.59	54	30.92	32	17.44	34.95	123	8	A	V
	*	2452	108.01	-	-	93.28	32.2	17.5	34.97	123	8	P	V
	*	2452	100.46	-	-	85.73	32.2	17.5	34.97	123	8	A	V
		2484.04	60.59	-13.41	74	45.8	32.2	17.56	34.97	123	8	P	V
		2483.62	51.99	-2.01	54	37.2	32.2	17.56	34.97	123	8	A	V
<b>Remark</b>	1. No other spurious found. 2. All results are PASS against Peak and Average limit line.												



**2.4GHz 2400~2483.5MHz  
WIFI 802.11n HT40 (Harmonic @ 3m)**

WIFI Ant. 1+2	Note	Frequency ( MHz )	Level ( dBμV/m )	Over Limit ( dB )	Limit Line ( dBμV/m )	Read Level ( dBμV )	Antenna Factor ( dB/m )	Path Loss ( dB )	Preamp Factor ( dB )	Ant Pos ( cm )	Table Pos ( deg )	Peak Avg. ( P/A )	Pol. ( H/V )
802.11n HT40 CH 03 2422MHz		4844	42.28	-31.72	74	56.41	34.2	10.98	59.31	100	0	P	H
		7266	45.26	-28.74	74	54.16	35.57	13.62	58.09	100	0	P	H
													H
													H
		4844	42.69	-31.31	74	56.82	34.2	10.98	59.31	100	0	P	V
		7266	44.36	-29.64	74	53.26	35.57	13.62	58.09	100	0	P	V
													V
802.11n HT40 CH 06 2437MHz		4874	43.69	-30.31	74	57.77	34.13	11.03	59.24	100	0	P	H
		7311	45.17	-28.83	74	53.94	35.7	13.66	58.13	100	0	P	H
													H
													H
		4874	42.97	-31.03	74	57.05	34.13	11.03	59.24	100	0	P	V
		7311	44.79	-29.21	74	53.56	35.7	13.66	58.13	100	0	P	V
													V
802.11n HT40 CH 09 2452MHz		4904	42.65	-31.35	74	56.6	34.13	11.09	59.17	100	0	P	H
		7356	44.97	-29.03	74	53.97	35.5	13.71	58.21	100	0	P	H
													H
													H
		4904	43.36	-30.64	74	57.31	34.13	11.09	59.17	100	0	P	V
		7356	44.28	-29.72	74	53.28	35.5	13.71	58.21	100	0	P	V
													V
Remark	1. No other spurious found.												
	2. All results are PASS against Peak and Average limit line.												



**Emission below 1GHz**

**2.4GHz WIFI 802.11n HT40 (LF)**

WIFI	Note	Frequency	Level	Over	Limit	Read	Antenna	Path	Preamp	Ant	Table	Peak	Pol.	
Ant.				Limit	Line	Level	Factor	Loss	Factor	Pos	Pos	Avg.		
1+2		( MHz )	( dBμV/m )	( dB )	( dBμV/m )	(dBμV)	( dB/m )	( dB )	( dB )	( cm )	( deg )	(P/A)	(H/V)	
<b>2.4GHz 802.11n HT40 LF</b>		30	23.33	-16.67	40	27.58	24.6	1.33	30.18	-	-	30	H	
		125.58	28.01	-15.49	43.5	38.41	17.64	2.01	30.05	-	-	125.58	H	
		147.45	30.76	-12.74	43.5	41.39	17.15	2.24	30.02	-	-	147.45	H	
		924.4	41.93	-4.07	46	36.39	29.3	4.97	28.73	-	-	924.4	H	
		946.8	42.56	-3.44	46	35.91	30.18	5.05	28.58	100	0	946.8	H	
		969.2	43.67	-10.33	54	36.18	30.86	5.06	28.43	-	-	969.2	H	
													H	
													H	
													H	
													H	
													H	
													H	
													H	
													H	
													H	
													H	
													H	
													H	
	<b>Remark</b>	1. No other spurious found. 2. All results are PASS against limit line.												



<TXBF Mode>

2.4GHz 2400~2483.5MHz

WIFI 802.11ac VHT20 (Band Edge @ 3m)

WIFI Ant.	Note	Frequency	Level	Over Limit	Limit Line	Read Level	Antenna Factor	Path Loss	Preamp Factor	Ant Pos	Table Pos	Peak Avg.	Pol.	
1+2		( MHz )	( dBμV/m )	( dB )	( dBμV/m )	( dBμV )	( dB/m )	( dB )	( dB )	( cm )	( deg )	( P/A )	( H/V )	
802.11ac VHT20 CH 01 2412MHz		2389.8	55.49	-18.51	74	40.73	32	17.44	34.68	229	117	P	H	
		2388.75	46.33	-7.67	54	31.57	32	17.44	34.68	229	117	A	H	
	*	2412	103.42	-	-	88.59	32.07	17.44	34.68	229	117	P	H	
	*	2412	93.78	-	-	78.95	32.07	17.44	34.68	229	117	P	H	
													H	
														H
			2389.905	60.93	-13.07	74	46.17	32	17.44	34.68	156	351	P	V
			2389.905	52.29	-1.71	54	37.53	32	17.44	34.68	156	351	A	V
		*	2412	113.37	-	-	98.54	32.07	17.44	34.68	156	351	P	V
		*	2412	109.37	-	-	94.54	32.07	17.44	34.68	156	351	A	V
													V	
													V	
802.11ac VHT20 CH 06 2437MHz		2387.28	55.55	-18.45	74	40.79	32	17.44	34.68	266	123	P	H	
		2389.8	45.54	-8.46	54	30.78	32	17.44	34.68	266	123	A	H	
	*	2437	108.09	-	-	93.07	32.2	17.5	34.68	266	123	P	H	
	*	2437	99.38	-	-	84.36	32.2	17.5	34.68	266	123	A	H	
			2483.55	57.31	-16.69	74	42.23	32.2	17.56	34.68	266	123	P	H
			2484.53	47.09	-6.91	54	32.01	32.2	17.56	34.68	266	123	A	H
			2389.52	60.29	-13.71	74	45.53	32	17.44	34.68	131	0	P	V
			2389.94	51.35	-2.65	54	36.59	32	17.44	34.68	131	0	A	V
		*	2437	118.18	-	-	103.16	32.2	17.5	34.68	131	0	P	V
		*	2437	109.58	-	-	94.56	32.2	17.5	34.68	131	0	A	V
		2483.69	61.29	-12.71	74	46.21	32.2	17.56	34.68	131	0	P	V	
		2483.5	51.6	-2.4	54	36.52	32.2	17.56	34.68	131	0	A	V	



<b>802.11ac</b> <b>VHT20</b> <b>CH 11</b> <b>2462MHz</b>	*	2462	105.31	-	-	90.23	32.2	17.56	34.68	295	135	P	H
	*	2462	96.85	-	-	81.77	32.2	17.56	34.68	295	135	A	H
		2488.8	57.33	-16.67	74	42.25	32.2	17.56	34.68	295	135	P	H
		2483.72	47.38	-6.62	54	32.3	32.2	17.56	34.68	295	135	A	H
													H
													H
	*	2462	111.92	-	-	96.84	32.2	17.56	34.68	200	86	P	V
	*	2462	103.43	-	-	88.35	32.2	17.56	34.68	200	86	A	V
		2484.44	64.59	-9.41	74	49.51	32.2	17.56	34.68	200	86	P	V
		2483.52	51.65	-2.35	54	36.57	32.2	17.56	34.68	200	86	A	V
													V
												V	
<b>Remark</b>	1. No other spurious found. 2. All results are PASS against Peak and Average limit line.												



**2.4GHz 2400~2483.5MHz  
WIFI 802.11ac VHT20 (Harmonic @ 3m)**

WIFI Ant. 1+2	Note	Frequency ( MHz )	Level ( dBμV/m )	Over Limit ( dB )	Limit Line ( dBμV/m )	Read Level ( dBμV )	Antenna Factor ( dB/m )	Path Loss ( dB )	Preamp Factor ( dB )	Ant Pos ( cm )	Table Pos ( deg )	Peak Avg. (P/A)	Pol. (H/V)	
802.11ac VHT20 CH 01 2412MHz		4824	40.6	-33.4	74	54.86	34.1	10.98	59.34	100	0	P	H	
													H	
													H	
													H	
			4824	40.73	-33.27	74	54.99	34.1	10.98	59.34	100	0	P	V
														V
														V
802.11ac VHT20 CH 06 2437MHz		4874	41.33	-32.67	74	55.41	34.13	11.03	59.24	100	0	P	H	
													H	
			7311	42.54	-31.46	74	51.31	35.7	13.66	58.13	100	0	P	H
														H
			4874	42.67	-31.33	74	56.75	34.13	11.03	59.24	100	0	P	V
			7311	43.62	-30.38	74	52.39	35.7	13.66	58.13	100	0	P	V
														V
802.11ac VHT20 CH 11 2462MHz		4924	41.66	-32.34	74	55.54	34.17	11.09	59.14	100	0	P	H	
													H	
			7386	42.37	-31.63	74	51.37	35.5	13.76	58.26	100	0	P	H
														H
			4924	42.11	-31.89	74	55.99	34.17	11.09	59.14	100	0	P	V
			7386	42.91	-31.09	74	51.91	35.5	13.76	58.26	100	0	P	V
														V
Remark	1. No other spurious found.													
	2. All results are PASS against Peak and Average limit line.													



**2.4GHz 2400~2483.5MHz  
WIFI 802.11ac VHT40 (Band Edge @ 3m)**

WIFI Ant. 1+2	Note	Frequency ( MHz )	Level ( dBμV/m )	Over Limit ( dB )	Limit Line ( dBμV/m )	Read Level ( dBμV )	Antenna Factor ( dB/m )	Path Loss ( dB )	Preamp Factor ( dB )	Ant Pos ( cm )	Table Pos ( deg )	Peak Avg. ( P/A )	Pol. ( H/V )
802.11ac VHT40 CH 03 2422MHz		2320.36	55.49	-18.51	74	41.06	31.8	17.31	34.68	242	116	P	H
		2389.94	46.46	-7.54	54	31.7	32	17.44	34.68	242	116	A	H
	*	2422	98.22	-	-	83.27	32.13	17.5	34.68	242	116	P	H
	*	2422	89.88	-	-	74.93	32.13	17.5	34.68	242	116	A	H
		2498.04	55.57	-18.43	74	40.49	32.2	17.56	34.68	242	116	P	H
		2491.11	45.67	-8.33	54	30.59	32.2	17.56	34.68	242	116	A	H
		2389.66	61.15	-12.85	74	46.39	32	17.44	34.68	138	353	P	V
		2389.38	52.36	-1.64	54	37.6	32	17.44	34.68	138	353	A	V
	*	2422	109.06	-	-	94.11	32.13	17.5	34.68	138	353	P	V
	*	2422	100.4	-	-	85.45	32.13	17.5	34.68	138	353	A	V
		2483.83	59.03	-14.97	74	43.95	32.2	17.56	34.68	138	353	P	V
		2484.11	46.66	-7.34	54	31.58	32.2	17.56	34.68	138	353	A	V
802.11ac VHT40 CH 06 2437MHz		2377.76	55.64	-18.36	74	41.01	31.93	17.38	34.68	266	128	P	H
		2389.24	45.98	-8.02	54	31.22	32	17.44	34.68	266	128	A	H
	*	2437	104.03	-	-	89.01	32.2	17.5	34.68	266	128	P	H
	*	2437	95.89	-	-	80.87	32.2	17.5	34.68	266	128	A	H
		2484.53	57.24	-16.76	74	42.16	32.2	17.56	34.68	266	128	P	H
		2483.55	47.6	-6.4	54	32.52	32.2	17.56	34.68	266	128	A	H
		2389.66	62.32	-11.68	74	47.56	32	17.44	34.68	131	357	P	V
		2389.8	52.4	-1.6	54	37.64	32	17.44	34.68	131	357	A	V
	*	2437	112.08	-	-	97.06	32.2	17.5	34.68	131	357	P	V
	*	2437	103.24	-	-	88.22	32.2	17.5	34.68	131	357	A	V
		2484.18	62.92	-11.08	74	47.84	32.2	17.56	34.68	131	357	P	V
		2483.55	52.41	-1.59	54	37.33	32.2	17.56	34.68	131	357	A	V



<b>802.11ac</b> <b>VHT40</b> <b>CH 09</b> <b>2452MHz</b>		2385.32	55.4	-18.6	74	40.71	31.93	17.44	34.68	295	129	P	H
		2386.72	45.37	-8.63	54	30.61	32	17.44	34.68	295	129	A	H
	*	2452	101.22	-	-	86.2	32.2	17.5	34.68	295	129	P	H
	*	2452	92.66	-	-	77.64	32.2	17.5	34.68	295	129	A	H
		2485.72	56.44	-17.56	74	41.36	32.2	17.56	34.68	295	129	P	H
		2483.5	47.36	-6.64	54	32.28	32.2	17.56	34.68	295	129	A	H
		2365.86	55.4	-18.6	74	40.83	31.87	17.38	34.68	132	183	P	V
		2388.96	45.7	-8.3	54	30.94	32	17.44	34.68	132	183	A	V
	*	2452	107.01	-	-	91.99	32.2	17.5	34.68	132	183	P	V
	*	2452	98.51	-	-	83.49	32.2	17.5	34.68	132	183	A	V
		2483.76	61.11	-12.89	74	46.03	32.2	17.56	34.68	132	183	P	V
		2484.39	51.78	-2.22	54	36.7	32.2	17.56	34.68	132	183	A	V
<b>Remark</b>	1. No other spurious found. 2. All results are PASS against Peak and Average limit line.												





**2.4GHz 2400~2483.5MHz  
WIFI 802.11ac VHT40 (Harmonic @ 3m)**

WIFI Ant. 1+2	Note	Frequency ( MHz )	Level ( dBμV/m )	Over Limit ( dB )	Limit Line ( dBμV/m )	Read Level ( dBμV )	Antenna Factor ( dB/m )	Path Loss ( dB )	Preamp Factor ( dB )	Ant Pos ( cm )	Table Pos ( deg )	Peak Avg. ( P/A )	Pol. ( H/V )
802.11ac VHT40 CH 03 2422MHz		4844	40.42	-33.58	74	54.55	34.2	10.98	59.31	100	0	P	H
		7266	42.79	-31.21	74	51.69	35.57	13.62	58.09	100	0	P	H
													H
													H
		4844	40.97	-33.03	74	55.1	34.2	10.98	59.31	100	0	P	V
		7266	42.33	-31.67	74	51.23	35.57	13.62	58.09	100	0	P	V
													V
802.11ac VHT40 CH 06 2437MHz		4874	41.45	-32.55	74	55.53	34.13	11.03	59.24	100	0	P	H
		7311	42.83	-31.17	74	51.6	35.7	13.66	58.13	100	0	P	H
													H
													H
		4874	41.4	-32.6	74	55.48	34.13	11.03	59.24	100	0	P	V
		7311	42.18	-31.82	74	50.95	35.7	13.66	58.13	100	0	P	V
													V
802.11ac VHT40 CH 09 2452MHz		4904	41.55	-32.45	74	55.5	34.13	11.09	59.17	100	0	P	H
		7356	42.08	-31.92	74	51.08	35.5	13.71	58.21	100	0	P	H
													H
													H
		4904	40.8	-33.2	74	54.75	34.13	11.09	59.17	100	0	P	V
		7356	42.36	-31.64	74	51.36	35.5	13.71	58.21	100	0	P	V
													V
Remark	1. No other spurious found.												
	2. All results are PASS against Peak and Average limit line.												



Emission below 1GHz  
5GHz WIFI 802.11ac VHT40 (LF)

WIFI	Note	Frequency	Level	Over	Limit	Read	Antenna	Path	Preamp	Ant	Table	Peak	Pol.	
Ant.				Limit	Line	Level	Factor	Loss	Factor	Pos	Pos	Avg.		
1+2		( MHz )	( dBμV/m )	( dB )	( dBμV/m )	( dBμV )	( dB/m )	( dB )	( dB )	( cm )	( deg )	( P/A )	( H/V )	
5GHz 802.11ac VHT40 LF		30.27	23.19	-16.81	40	27.44	24.6	1.33	30.18	-	-	P	H	
		125.31	27.39	-16.11	43.5	37.74	17.69	2.01	30.05	-	-	P	H	
		147.45	29.86	-13.64	43.5	40.49	17.15	2.24	30.02	-	-	P	H	
		903.4	41.98	-4.02	46	37.12	28.78	4.96	28.88	-	-	P	H	
		948.2	42.82	-3.18	46	36.06	30.28	5.05	28.57	100	0	P	H	
		968.5	43.03	-10.97	54	35.55	30.86	5.06	28.44	-	-	P	H	
														H
														H
														H
														H
														H
														H
			30	31.78	-8.22	40	36.03	24.6	1.33	30.18	-	-	P	V
			62.4	27.28	-12.72	40	43.83	11.87	1.71	30.13	-	-	P	V
			129.36	31.08	-12.42	43.5	41.63	17.48	2.01	30.04	-	-	P	V
			857.9	36.75	-9.25	46	32.12	28.98	4.74	29.09	-	-	P	V
			881	40.22	-5.78	46	35.42	28.89	4.89	28.98	-	-	P	V
			925.1	41.55	-4.45	46	35.98	29.33	4.97	28.73	100	0	P	V
													V	
													V	
													V	
													V	
													V	
													V	
Remark	1. No other spurious found. 2. All results are PASS against limit line.													



**Note symbol**

*	<b>Fundamental Frequency</b> which can be ignored. However, the level of any unwanted emissions shall not exceed the level of the fundamental frequency.
!	Test result is <b>over limit</b> line.
P/A	<b>Peak</b> or <b>Average</b>
H/V	<b>Horizontal</b> or <b>Vertical</b>



A calculation example for radiated spurious emission is shown as below:

WIFI	Note	Frequency	Level	Over	Limit	Read	Antenna	Path	Preamp	Ant	Table	Peak	Pol.
Ant.				Limit	Line	Level	Factor	Loss	Factor	Pos	Pos	Avg.	
1		( MHz )	( dBμV/m )	( dB )	( dBμV/m )	( dBμV )	( dB/m )	( dB )	( dB )	( cm )	( deg )	( P/A )	( H/V )
802.11b		2390	55.45	-18.55	74	54.51	32.22	4.58	35.86	103	308	P	H
CH 01													
2412MHz		2390	43.54	-10.46	54	42.6	32.22	4.58	35.86	103	308	A	H

1. Path Loss(dB) = Cable loss(dB) + Filter loss(dB) + Attenuator loss(dB)
2. Level(dBμV/m) =  
Antenna Factor(dB/m) + Path Loss(dB) + Read Level(dBμV) - Preamp Factor(dB)
3. Over Limit(dB) = Level(dBμV/m) – Limit Line(dBμV/m)

**For Peak Limit @ 2390MHz:**

1. Level(dBμV/m)  
= Antenna Factor(dB/m) + Path Loss(dB) + Read Level(dBμV) - Preamp Factor(dB)  
= 32.22(dB/m) + 4.58(dB) + 54.51(dBμV) – 35.86 (dB)  
= 55.45 (dBμV/m)
2. Over Limit(dB)  
= Level(dBμV/m) – Limit Line(dBμV/m)  
= 55.45(dBμV/m) – 74(dBμV/m)  
= -18.55(dB)

**For Average Limit @ 2390MHz:**

1. Level(dBμV/m)  
= Antenna Factor(dB/m) + Path Loss(dB) + Read Level(dBμV) - Preamp Factor(dB)  
= 32.22(dB/m) + 4.58(dB) + 42.6(dBμV) – 35.86 (dB)  
= 43.54 (dBμV/m)
2. Over Limit(dB)  
= Level(dBμV/m) – Limit Line(dBμV/m)  
= 43.54(dBμV/m) – 54(dBμV/m)  
= -10.46(dB)

**Both peak and average measured complies with the limit line, so test result is “PASS”.**



## Appendix C. Radiated Spurious Emission Plots

Test Engineer :	Jesse Wang, Stan Hsieh, and Troye Hsieh	Temperature :	20~25°C
		Relative Humidity :	55~60%

**Note symbol**

-L	Low channel location
-R	High channel location

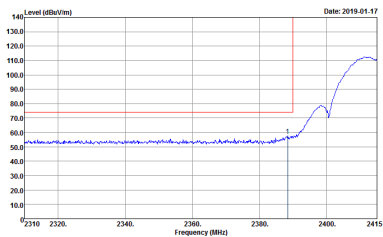
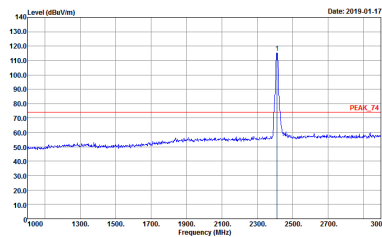
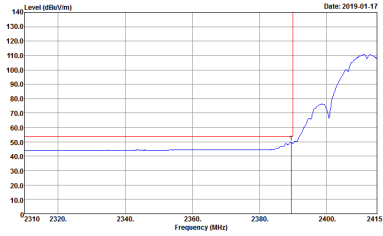
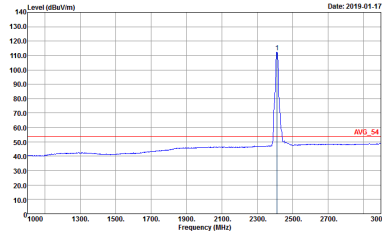


<CDD Mode>

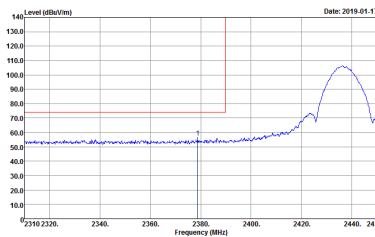
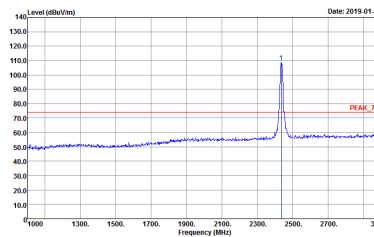
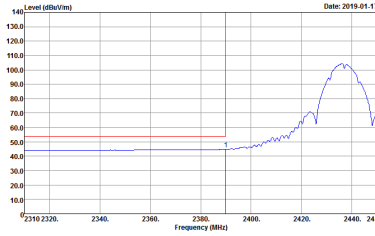
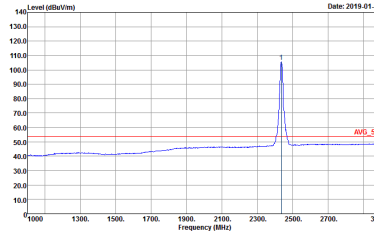
2.4GHz 2400~2483.5MHz  
WIFI 802.11b (Band Edge @ 3m)

WIFI	2.4GHz 2400~2483.5MHz Band Edge @ 3m	
ANT	802.11b CH01 2412MHz	
1	Horizontal	Fundamental
Peak	<p>Site : 03CH07-HY Condition : PEAK_BE_74 3m HF_ANT_00075962 HORIZONTAL Detector : Peak Project : 8N2626 Mode : 19</p>	<p>Site : 03CH07-HY Condition : PEAK_74 3m HF_ANT_00075962 HORIZONTAL Detector : Peak Project : 8N2626 Mode : 19</p>
Avg.	<p>Site : 03CH07-HY Condition : AVG_BE_54 3m HF_ANT_00075962 HORIZONTAL Detector : Peak Project : 8N2626 Mode : 19</p>	<p>Site : 03CH07-HY Condition : AVG_54 3m HF_ANT_00075962 HORIZONTAL Detector : Peak Project : 8N2626 Mode : 19</p>



WIFI	2.4GHz 2400~2483.5MHz Band Edge @ 3m	
ANT	802.11b CH01 2412MHz	
1	Vertical	Fundamental
Peak	 <p>Site : 03CH07-HY            Condition : PEAK_BE_74 3m HF_ANT_00075962 VERTICAL            RBW:1000.000kHz VBW:3000.000kHz SWT:Auto            Detector : Peak            Project : BN2626            Mode : 19</p>	 <p>Site : 03CH07-HY            Condition : PEAK_74 3m HF_ANT_00075962 VERTICAL            RBW:1000.000kHz VBW:3000.000kHz SWT:Auto            Detector : Peak            Project : BN2626            Mode : 19</p>
Avg.	 <p>Site : 03CH07-HY            Condition : AVG_BE_54 3m HF_ANT_00075962 VERTICAL            RBW:1000.000kHz VBW:3000.000kHz SWT:Auto            Detector : Peak            Project : BN2626            Mode : 19</p>	 <p>Site : 03CH07-HY            Condition : AVG_54 3m HF_ANT_00075962 VERTICAL            RBW:1000.000kHz VBW:3000.000kHz SWT:Auto            Detector : Peak            Project : BN2626            Mode : 19</p>



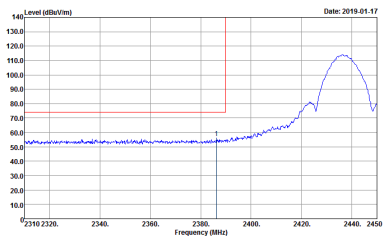
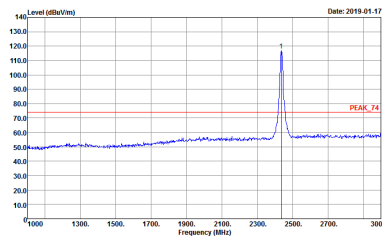
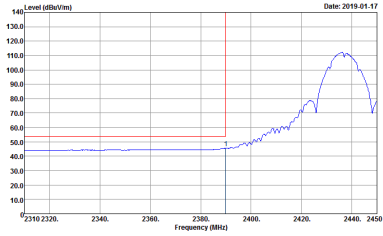
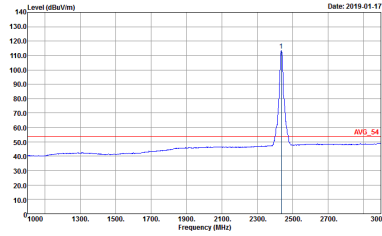
WIFI	2.4GHz 2400~2483.5MHz Band Edge @ 3m	
ANT	802.11b CH06 2437MHz - L	
1	Horizontal	Fundamental
Peak	 <p>Site : 03CH07-HY            Condition : PEAK_BE_74 3m HF_ANT_00075962 HORIZONTAL            RBW:1000.000kHz VBW:3000.000kHz SWT:Auto            Detector : Peak            Project : BN2626            Mode : 20</p>	 <p>Site : 03CH07-HY            Condition : PEAK_74 3m HF_ANT_00075962 HORIZONTAL            RBW:1000.000kHz VBW:3000.000kHz SWT:Auto            Detector : Peak            Project : BN2626            Mode : 20</p>
Avg.	 <p>Site : 03CH07-HY            Condition : AVG_BE_54 3m HF_ANT_00075962 HORIZONTAL            RBW:1000.000kHz VBW:3.000kHz SWT:Auto            Detector : Peak            Project : BN2626            Mode : 20</p>	 <p>Site : 03CH07-HY            Condition : AVG_54 3m HF_ANT_00075962 HORIZONTAL            RBW:1000.000kHz VBW:3.000kHz SWT:Auto            Detector : Peak            Project : BN2626            Mode : 20</p>



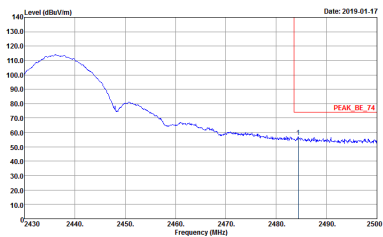
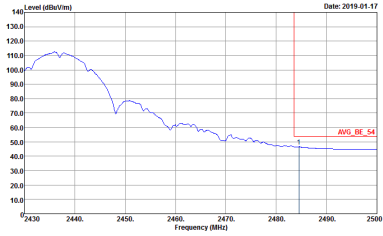


WIFI	2.4GHz 2400~2483.5MHz Band Edge @ 3m	
ANT	802.11b CH06 2437MHz - R	
1	Horizontal	Fundamental
Peak	<p>Site : 03CH07-HY Condition : PEAK_BE_74 3m HF_ANT_00075962 HORIZONTAL Detector : Peak Project : BN2626 Mode : 20</p>	Left blank
Avg.	<p>Site : 03CH07-HY Condition : AVG_BE_54 3m HF_ANT_00075962 HORIZONTAL Detector : Peak Project : BN2626 Mode : 20</p>	Left blank

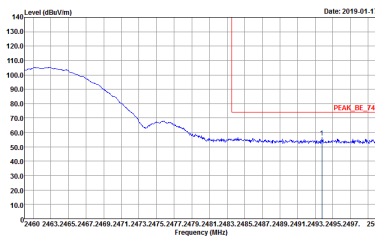
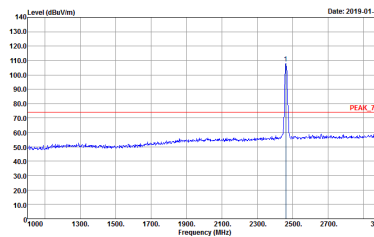
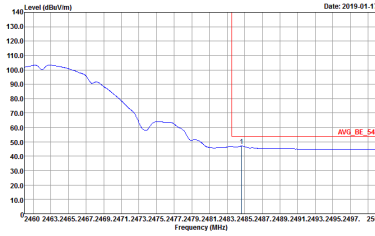
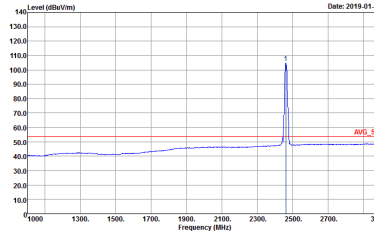


WIFI	2.4GHz 2400~2483.5MHz Band Edge @ 3m	
ANT	802.11b CH06 2437MHz - L	
1	Vertical	Fundamental
Peak	 <p>Site : 03CH07-HY            Condition : PEAK_BE_74 3m HF_ANT_00075962 VERTICAL            RBW:1000.000kHz VBW:3000.000kHz SWT:Auto            Detector : Peak            Project : BN2626            Mode : 20</p>	 <p>Site : 03CH07-HY            Condition : PEAK_74 3m HF_ANT_00075962 VERTICAL            RBW:1000.000kHz VBW:3000.000kHz SWT:Auto            Detector : Peak            Project : BN2626            Mode : 20</p>
Avg.	 <p>Site : 03CH07-HY            Condition : AVG_BE_54 3m HF_ANT_00075962 VERTICAL            RBW:1000.000kHz VBW:3000.000kHz SWT:Auto            Detector : Peak            Project : BN2626            Mode : 20</p>	 <p>Site : 03CH07-HY            Condition : AVG_54 3m HF_ANT_00075962 VERTICAL            RBW:1000.000kHz VBW:3000.000kHz SWT:Auto            Detector : Peak            Project : BN2626            Mode : 20</p>

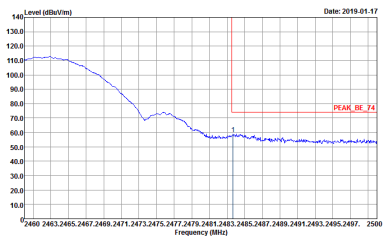
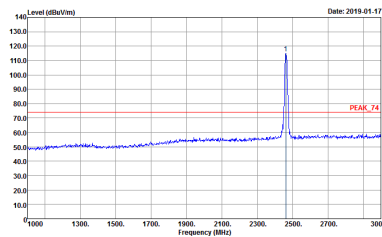
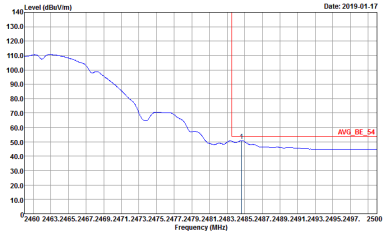
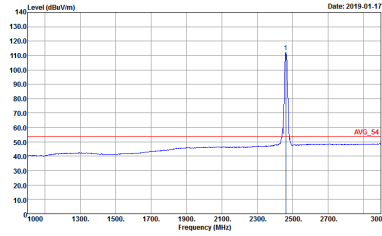


WIFI	2.4GHz 2400~2483.5MHz Band Edge @ 3m	
ANT	802.11b CH06 2437MHz - R	
1	Vertical	Fundamental
<p><b>Peak</b></p>	 <p>Date: 2019-01-17</p> <p>Site : 03CH07-HY            Condition : PEAK_BE_74 3m HF_ANT_00075962 VERTICAL            : RBW:1000.000kHz VBW:3000.000kHz SWT:Auto            Detector : Peak            Project : BN2626            Mode : 20</p>	<p>Left blank</p>
<p><b>Avg.</b></p>	 <p>Date: 2019-01-17</p> <p>Site : 03CH07-HY            Condition : AVG_BE_54 3m HF_ANT_00075962 VERTICAL            : RBW:1000.000kHz VBW:3000.000kHz SWT:Auto            Detector : Peak            Project : BN2626            Mode : 20</p>	<p>Left blank</p>



WIFI	2.4GHz 2400~2483.5MHz Band Edge @ 3m	
ANT	802.11b CH11 2462MHz	
1	Horizontal	Fundamental
Peak	 <p>Level (dBm/Vm) vs Frequency (MHz) plot showing a peak at 2462 MHz. The y-axis ranges from 10.0 to 140.0 dBm/Vm, and the x-axis ranges from 2460 to 2500 MHz. A red horizontal line indicates the peak level at approximately 74 dBm/Vm.</p> <p>Site : 03CH07-HY            Condition : PEAK_BE_74 3m HF_ANT_00075962 HORIZONTAL            Detector : RBW:1000.000kHz VBW:3000.000kHz SWT:Auto            Project : BN2626            Mode : Z1</p>	 <p>Level (dBm/Vm) vs Frequency (MHz) plot showing a sharp peak at 2462 MHz. The y-axis ranges from 10.0 to 140.0 dBm/Vm, and the x-axis ranges from 1000 to 3000 MHz. A red horizontal line indicates the peak level at approximately 74 dBm/Vm.</p> <p>Site : 03CH07-HY            Condition : PEAK_74 3m HF_ANT_00075962 HORIZONTAL            Detector : RBW:1000.000kHz VBW:3000.000kHz SWT:Auto            Project : BN2626            Mode : Z1</p>
Avg.	 <p>Level (dBm/Vm) vs Frequency (MHz) plot showing an average level at 2462 MHz. The y-axis ranges from 10.0 to 140.0 dBm/Vm, and the x-axis ranges from 2460 to 2500 MHz. A red horizontal line indicates the average level at approximately 54 dBm/Vm.</p> <p>Site : 03CH07-HY            Condition : AVG_BE_54 3m HF_ANT_00075962 HORIZONTAL            Detector : RBW:1000.000kHz VBW:3000.000kHz SWT:Auto            Project : BN2626            Mode : Z1</p>	 <p>Level (dBm/Vm) vs Frequency (MHz) plot showing an average level at 2462 MHz. The y-axis ranges from 10.0 to 140.0 dBm/Vm, and the x-axis ranges from 1000 to 3000 MHz. A red horizontal line indicates the average level at approximately 54 dBm/Vm.</p> <p>Site : 03CH07-HY            Condition : AVG_54 3m HF_ANT_00075962 HORIZONTAL            Detector : RBW:1000.000kHz VBW:3000.000kHz SWT:Auto            Project : BN2626            Mode : Z1</p>



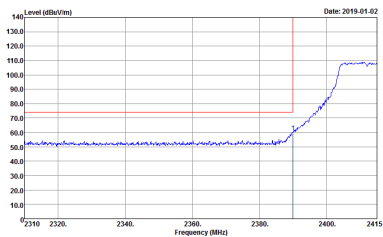
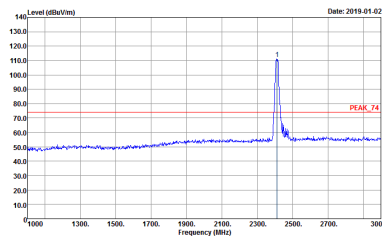
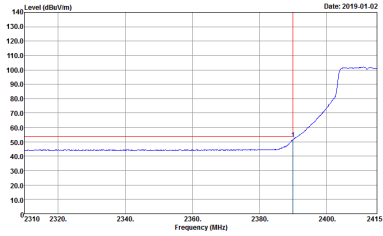
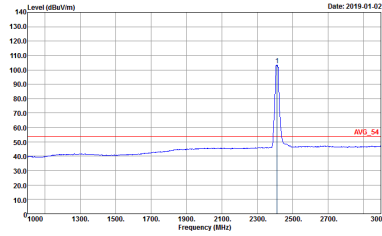
WIFI	2.4GHz 2400~2483.5MHz Band Edge @ 3m	
ANT	802.11b CH11 2462MHz	
1	Vertical	Fundamental
Peak	 <p>Date: 2019-01-17</p> <p>Site : 03CH07-HY            Condition : PEAK_BE_74 3m HF_ANT_00075962 VERTICAL            RBW:1000.000kHz VBW:3000.000kHz SWT:Auto            Detector : Peak            Project : BN2626            Mode : Z1</p>	 <p>Date: 2019-01-17</p> <p>Site : 03CH07-HY            Condition : PEAK_74 3m HF_ANT_00075962 VERTICAL            RBW:1000.000kHz VBW:3000.000kHz SWT:Auto            Detector : Peak            Project : BN2626            Mode : Z1</p>
	 <p>Date: 2019-01-17</p> <p>Site : 03CH07-HY            Condition : AVG_BE_54 3m HF_ANT_00075962 VERTICAL            RBW:1000.000kHz VBW:3000.000kHz SWT:Auto            Detector : Peak            Project : BN2626            Mode : Z1</p>	 <p>Date: 2019-01-17</p> <p>Site : 03CH07-HY            Condition : AVG_54 3m HF_ANT_00075962 VERTICAL            RBW:1000.000kHz VBW:3000.000kHz SWT:Auto            Detector : Peak            Project : BN2626            Mode : Z1</p>



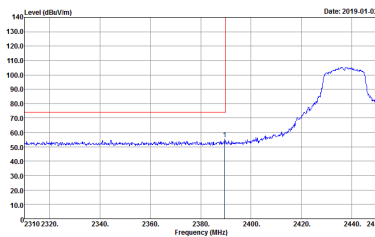
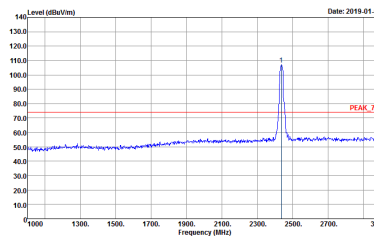
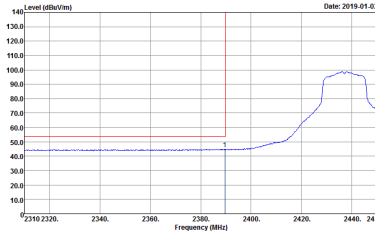
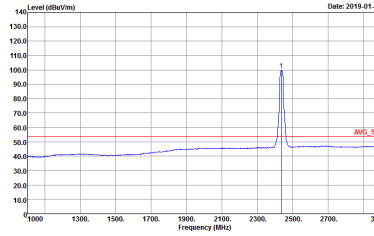
2.4GHz 2400~2483.5MHz  
WIFI 802.11g (Band Edge @ 3m)

WIFI	2.4GHz 2400~2483.5MHz Band Edge @ 3m	
ANT	802.11g CH01 2412MHz	
1	Horizontal	Fundamental
Peak	<p>Site : 03CH07-HY Condition : PEAK_BE_74 3m HE_ANT_00075962 HORIZONTAL Detector : Peak Project : 8N2626 Mode : 25</p>	<p>Site : 03CH07-HY Condition : PEAK_74 3m HE_ANT_00075962 HORIZONTAL Detector : Peak Project : 8N2626 Mode : 25</p>
Avg.	<p>Site : 03CH07-HY Condition : AVG_BE_54 3m HE_ANT_00075962 HORIZONTAL Detector : Peak Project : 8N2626 Mode : 25</p>	<p>Site : 03CH07-HY Condition : AVG_54 3m HE_ANT_00075962 HORIZONTAL Detector : Peak Project : 8N2626 Mode : 25</p>



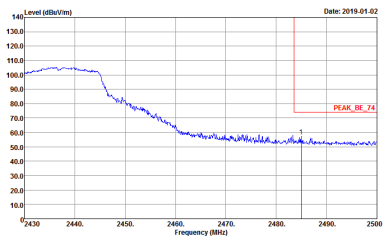
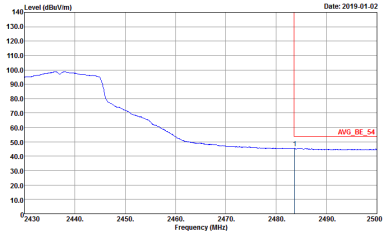
WIFI	2.4GHz 2400~2483.5MHz Band Edge @ 3m	
ANT	802.11g CH01 2412MHz	
1	Vertical	Fundamental
Peak	 <p>Site : 03CH07-HY            Condition : PEAK_BE_74 3m HF_ANT_00075962 VERTICAL            RBW:1000.000kHz VBW:3000.000kHz SWT:Auto            Detector : Peak            Project : BN2626            Mode : Z5</p>	 <p>Site : 03CH07-HY            Condition : PEAK_74 3m HF_ANT_00075962 VERTICAL            RBW:1000.000kHz VBW:3000.000kHz SWT:Auto            Detector : Peak            Project : BN2626            Mode : Z5</p>
Avg.	 <p>Site : 03CH07-HY            Condition : AVG_BE_54 3m HF_ANT_00075962 VERTICAL            RBW:1000.000kHz VBW:1.000kHz SWT:Auto            Detector : Peak            Project : BN2626            Mode : Z5</p>	 <p>Site : 03CH07-HY            Condition : AVG_54 3m HF_ANT_00075962 VERTICAL            RBW:1000.000kHz VBW:1.000kHz SWT:Auto            Detector : Peak            Project : BN2626            Mode : Z5</p>



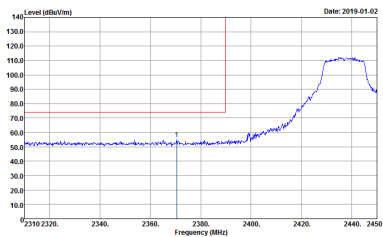
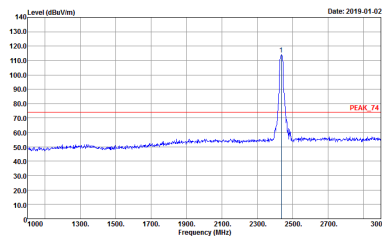
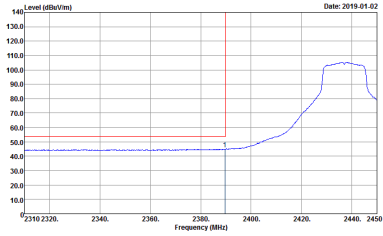
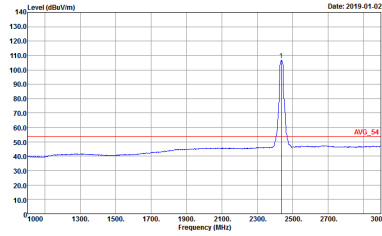
WIFI	2.4GHz 2400~2483.5MHz Band Edge @ 3m	
ANT	802.11g CH06 2437MHz - L	
1	Horizontal	Fundamental
Peak	 <p>Date: 2019-01-02</p> <p>Site : 03CH07-HY            Condition : PEAK_BE_74 3m HF_ANT_00075962 HORIZONTAL            RBW:1000.000kHz VBW:3000.000kHz SWT:Auto            Detector : Peak            Project : BN2626            Mode : 26</p>	 <p>Date: 2019-01-02</p> <p>Site : 03CH07-HY            Condition : PEAK_74 3m HF_ANT_00075962 HORIZONTAL            RBW:1000.000kHz VBW:3000.000kHz SWT:Auto            Detector : Peak            Project : BN2626            Mode : 26</p>
Avg.	 <p>Date: 2019-01-02</p> <p>Site : 03CH07-HY            Condition : AVG_BE_54 3m HF_ANT_00075962 HORIZONTAL            RBW:1000.000kHz VBW:1.000kHz SWT:Auto            Detector : Peak            Project : BN2626            Mode : 26</p>	 <p>Date: 2019-01-02</p> <p>Site : 03CH07-HY            Condition : AVG_54 3m HF_ANT_00075962 HORIZONTAL            RBW:1000.000kHz VBW:1.000kHz SWT:Auto            Detector : Peak            Project : BN2626            Mode : 26</p>





WIFI	2.4GHz 2400~2483.5MHz Band Edge @ 3m	
ANT	802.11g CH06 2437MHz - R	
1	Horizontal	Fundamental
<p><b>Peak</b></p>	 <p>Date: 2019-01-02</p> <p>Site : 03CH07-HY            Condition : PEAK_BE_74 3m HF_ANT_00075962 HORIZONTAL            : RBW:1000.000kHz VBW:3000.000kHz SWT:Auto            Detector : Peak            Project : 8N2626            Mode : 26</p>	<p>Left blank</p>
<p><b>Avg.</b></p>	 <p>Date: 2019-01-02</p> <p>Site : 03CH07-HY            Condition : AVG_BE_54 3m HF_ANT_00075962 HORIZONTAL            : RBW:1000.000kHz VBW:1.000kHz SWT:Auto            Detector : Peak            Project : 8N2626            Mode : 26</p>	<p>Left blank</p>

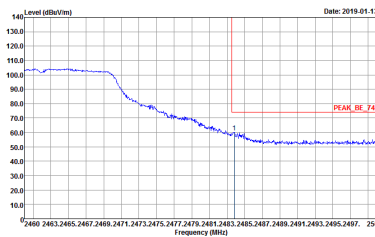
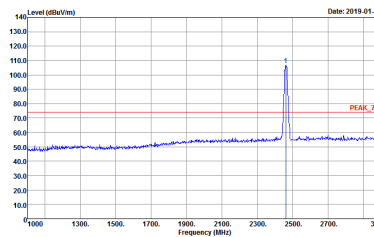
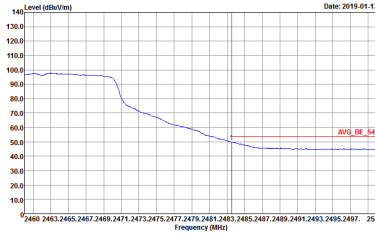
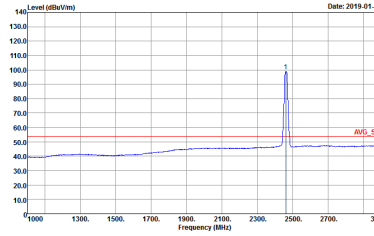


WIFI	2.4GHz 2400~2483.5MHz Band Edge @ 3m	
ANT	802.11g CH06 2437MHz - L	
1	Vertical	Fundamental
Peak	 <p>Date: 2019-01-02</p> <p>Site : 03CH07-HY            Condition : PEAK_BE_74 3m HF_ANT_00075962 VERTICAL            RBW:1000.000kHz VBW:3000.000kHz SWT:Auto            Detector : Peak            Project : 8N2626            Mode : 26</p>	 <p>Date: 2019-01-02</p> <p>Site : 03CH07-HY            Condition : PEAK_74 3m HF_ANT_00075962 VERTICAL            RBW:1000.000kHz VBW:3000.000kHz SWT:Auto            Detector : Peak            Project : 8N2626            Mode : 26</p>
Avg.	 <p>Date: 2019-01-02</p> <p>Site : 03CH07-HY            Condition : AVG_BE_54 3m HF_ANT_00075962 VERTICAL            RBW:1000.000kHz VBW:1.000kHz SWT:Auto            Detector : Peak            Project : 8N2626            Mode : 26</p>	 <p>Date: 2019-01-02</p> <p>Site : 03CH07-HY            Condition : AVG_54 3m HF_ANT_00075962 VERTICAL            RBW:1000.000kHz VBW:1.000kHz SWT:Auto            Detector : Peak            Project : 8N2626            Mode : 26</p>

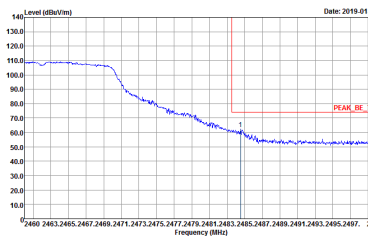
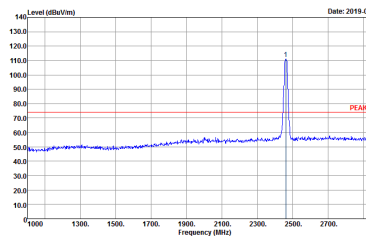
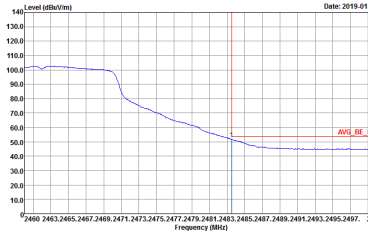
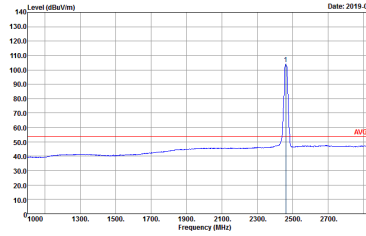


WIFI	2.4GHz 2400~2483.5MHz Band Edge @ 3m	
ANT	802.11g CH06 2437MHz - R	
1	Vertical	Fundamental
<b>Peak</b>	<p>Site : 03CH07-HY Condition : PEAK_BE_74 3m HF_ANT_00075962 VERTICAL Detector : Peak Project : BN2626 Mode : 26</p>	Left Blank
<b>Avg.</b>	<p>Site : 03CH07-HY Condition : AVG_BE_54 3m HF_ANT_00075962 VERTICAL Detector : Peak Project : BN2626 Mode : 26</p>	Left Blank



WIFI	2.4GHz 2400~2483.5MHz Band Edge @ 3m	
ANT	802.11g CH11 2462MHz	
1	Horizontal	Fundamental
Peak	 <p>Level (dBm/Vm) vs Frequency (MHz) plot showing a peak at 2462 MHz. The y-axis ranges from 10.0 to 140.0 dBm/Vm, and the x-axis ranges from 2460 to 2500 MHz. A red vertical line marks the peak at 2462 MHz, with a red horizontal line indicating the level at approximately 74 dBm/Vm. The plot shows a decreasing trend in signal level as frequency increases.</p> <p>Site : 03CH07-HY            Condition : PEAK_BE_74 3m HF_ANT_00075962 HORIZONTAL            Detector : Peak            Project : BN2626            Mode : 27</p>	 <p>Level (dBm/Vm) vs Frequency (MHz) plot showing a peak at 2462 MHz. The y-axis ranges from 10.0 to 140.0 dBm/Vm, and the x-axis ranges from 1900 to 3000 MHz. A red vertical line marks the peak at 2462 MHz, with a red horizontal line indicating the level at approximately 74 dBm/Vm. The plot shows a sharp peak at 2462 MHz with a relatively flat baseline elsewhere.</p> <p>Site : 03CH07-HY            Condition : PEAK_74 3m HF_ANT_00075962 HORIZONTAL            Detector : Peak            Project : BN2626            Mode : 27</p>
Avg.	 <p>Level (dBm/Vm) vs Frequency (MHz) plot showing an average level at 2462 MHz. The y-axis ranges from 10.0 to 140.0 dBm/Vm, and the x-axis ranges from 2460 to 2500 MHz. A red vertical line marks the average level at 2462 MHz, with a red horizontal line indicating the level at approximately 54 dBm/Vm. The plot shows a decreasing trend in signal level as frequency increases.</p> <p>Site : 03CH07-HY            Condition : AVG_BE_54 3m HF_ANT_00075962 HORIZONTAL            Detector : Peak            Project : BN2626            Mode : 27</p>	 <p>Level (dBm/Vm) vs Frequency (MHz) plot showing an average level at 2462 MHz. The y-axis ranges from 10.0 to 140.0 dBm/Vm, and the x-axis ranges from 1900 to 3000 MHz. A red vertical line marks the average level at 2462 MHz, with a red horizontal line indicating the level at approximately 54 dBm/Vm. The plot shows a sharp peak at 2462 MHz with a relatively flat baseline elsewhere.</p> <p>Site : 03CH07-HY            Condition : AVG_54 3m HF_ANT_00075962 HORIZONTAL            Detector : Peak            Project : BN2626            Mode : 27</p>

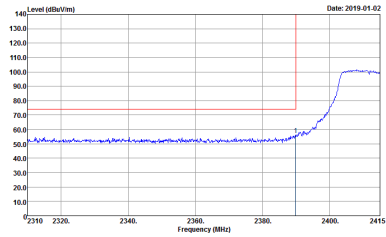
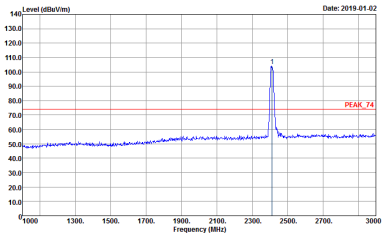
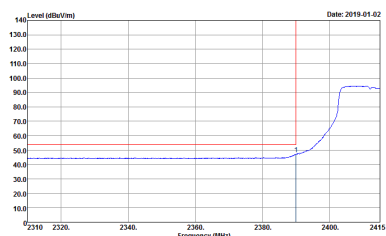
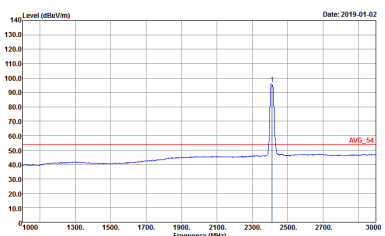


WIFI	2.4GHz 2400~2483.5MHz Band Edge @ 3m	
ANT	802.11g CH11 2462MHz	
1	Vertical	Fundamental
<p><b>Peak</b></p>	 <p>Site : 03CH07-HY            Condition : PEAK_BE_74 3m HF_ANT_00075962 VERTICAL            RBW:1000.000kHz VBW:3000.000kHz SWT:Auto            Detector : Peak            Project : BN2626            Mode : 27</p>	 <p>Site : 03CH07-HY            Condition : PEAK_74 3m HF_ANT_00075962 VERTICAL            RBW:1000.000kHz VBW:3000.000kHz SWT:Auto            Detector : Peak            Project : BN2626            Mode : 27</p>
<p><b>Avg.</b></p>	 <p>Site : 03CH07-HY            Condition : AVG_BE_54 3m HF_ANT_00075962 VERTICAL            RBW:1000.000kHz VBW:1.000kHz SWT:Auto            Detector : Peak            Project : BN2626            Mode : 27</p>	 <p>Site : 03CH07-HY            Condition : AVG_54 3m HF_ANT_00075962 VERTICAL            RBW:1000.000kHz VBW:1.000kHz SWT:Auto            Detector : Peak            Project : BN2626            Mode : 27</p>

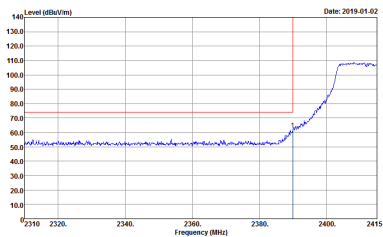
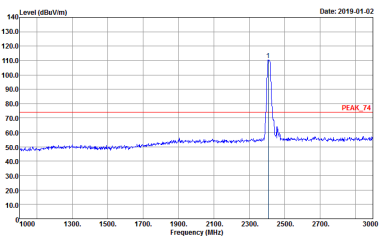
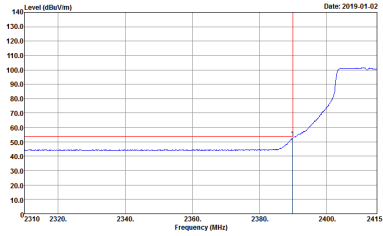
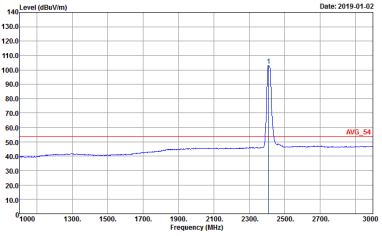


2.4GHz 2400~2483.5MHz

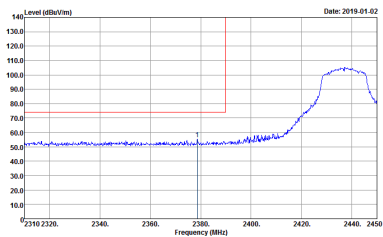
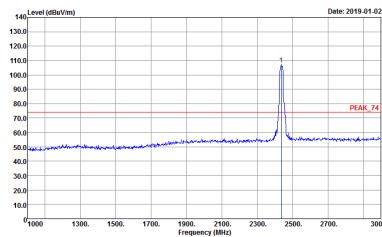
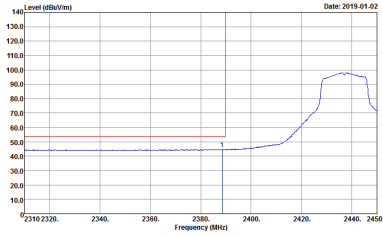
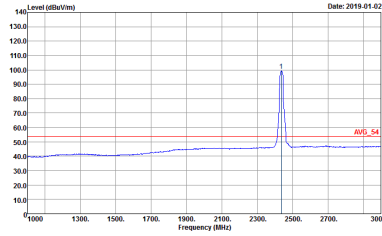
WIFI 802.11n HT20 (Band Edge @ 3m)

WIFI	2.4GHz 2400~2483.5MHz Band Edge @ 3m	
ANT	802.11n HT20 CH01 2412MHz	
1	Horizontal	Fundamental
<b>Peak</b>	 <p>Site : 03CH07-HY            Condition : PEAK_BE_74 3m HE_ANT_00075962 HORIZONTAL            Detector : Peak            Project : 8N2626            Mode : 31</p>	 <p>Site : 03CH07-HY            Condition : PEAK_74 3m HE_ANT_00075962 HORIZONTAL            Detector : Peak            Project : 8N2626            Mode : 31</p>
<b>Avg.</b>	 <p>Site : 03CH07-HY            Condition : AVG_BE_54 3m HE_ANT_00075962 HORIZONTAL            Detector : Peak            Project : 8N2626            Mode : 31</p>	 <p>Site : 03CH07-HY            Condition : AVG_54 3m HE_ANT_00075962 HORIZONTAL            Detector : Peak            Project : 8N2626            Mode : 31</p>



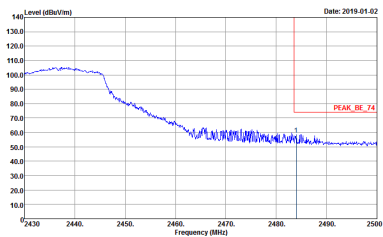
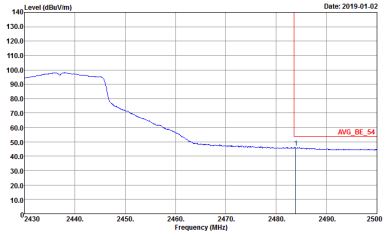
WIFI	2.4GHz 2400~2483.5MHz Band Edge @ 3m	
ANT	802.11n HT20 CH01 2412MHz	
1	Vertical	Fundamental
Peak	 <p>Date: 2019-01-02</p> <p>Site : 03CH07-HY            Condition : PEAK_BE_74 3m HF_ANT_00075962 VERTICAL            : RBW:1000.000kHz VBW:3000.000kHz SWT:Auto            Detector : Peak            Project : BN2626            Mode : 31</p>	 <p>Date: 2019-01-02</p> <p>Site : 03CH07-HY            Condition : PEAK_74 3m HF_ANT_00075962 VERTICAL            : RBW:1000.000kHz VBW:3000.000kHz SWT:Auto            Detector : Peak            Project : BN2626            Mode : 31</p>
Avg.	 <p>Date: 2019-01-02</p> <p>Site : 03CH07-HY            Condition : AVG_BE_54 3m HF_ANT_00075962 VERTICAL            : RBW:1000.000kHz VBW:1.000kHz SWT:Auto            Detector : Peak            Project : BN2626            Mode : 31</p>	 <p>Date: 2019-01-02</p> <p>Site : 03CH07-HY            Condition : AVG_54 3m HF_ANT_00075962 VERTICAL            : RBW:1000.000kHz VBW:1.000kHz SWT:Auto            Detector : Peak            Project : BN2626            Mode : 31</p>



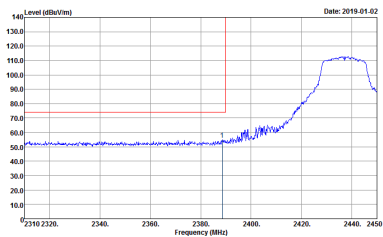
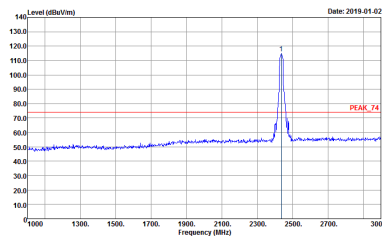
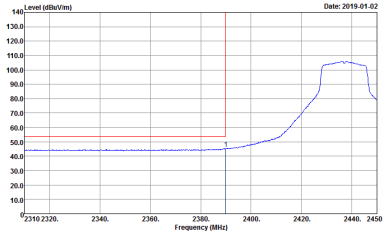
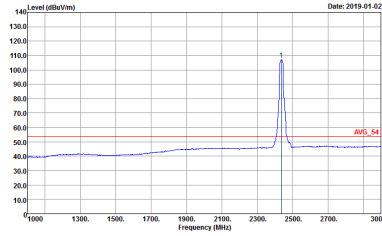
WIFI	2.4GHz 2400~2483.5MHz Band Edge @ 3m	
ANT	802.11n HT20 CH06 2437MHz - L	
1	Horizontal	Fundamental
Peak	 <p>Date: 2019-01-02</p> <p>Site : 03CH07-HY            Condition : PEAK_BE_74 3m HF_ANT_00075962 HORIZONTAL            RBW:1000.000kHz VBW:3000.000kHz SWT:Auto            Detector : Peak            Project : BN2626            Mode : 32</p>	 <p>Date: 2019-01-02</p> <p>Site : 03CH07-HY            Condition : PEAK_74 3m HF_ANT_00075962 HORIZONTAL            RBW:1000.000kHz VBW:3000.000kHz SWT:Auto            Detector : Peak            Project : BN2626            Mode : 32</p>
Avg.	 <p>Date: 2019-01-02</p> <p>Site : 03CH07-HY            Condition : AVG_BE_54 3m HF_ANT_00075962 HORIZONTAL            RBW:1000.000kHz VBW:1.000kHz SWT:Auto            Detector : Peak            Project : BN2626            Mode : 32</p>	 <p>Date: 2019-01-02</p> <p>Site : 03CH07-HY            Condition : AVG_54 3m HF_ANT_00075962 HORIZONTAL            RBW:1000.000kHz VBW:1.000kHz SWT:Auto            Detector : Peak            Project : BN2626            Mode : 32</p>





WIFI	2.4GHz 2400~2483.5MHz Band Edge @ 3m	
ANT	802.11n HT20 CH06 2437MHz - R	
1	Horizontal	Fundamental
<p><b>Peak</b></p>	 <p>Date: 2019-01-02</p> <p>Site : 03CH07-HY            Condition : PEAK_BE_74 3m HF_ANT_00075962 HORIZONTAL            Detector : Peak            Project : BN2626            Mode : 32</p>	<p>Left blank</p>
<p><b>Avg.</b></p>	 <p>Date: 2019-01-02</p> <p>Site : 03CH07-HY            Condition : AVG_BE_54 3m HF_ANT_00075962 HORIZONTAL            Detector : Peak            Project : BN2626            Mode : 32</p>	<p>Left blank</p>

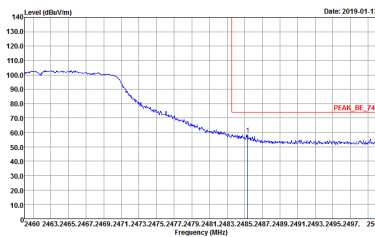
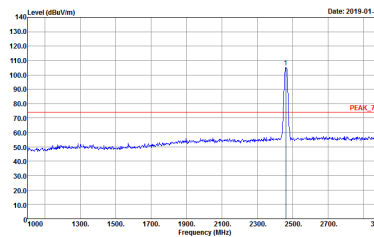
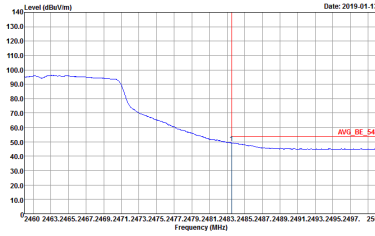
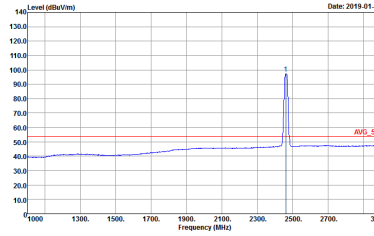


WIFI	2.4GHz 2400~2483.5MHz Band Edge @ 3m	
ANT	802.11n HT20 CH06 2437MHz - L	
1	Vertical	Fundamental
Peak	 <p>Date: 2019-01-02</p> <p>Site : 03CH07-HY            Condition : PEAK_BE_74 3m HF_ANT_00075962 VERTICAL            RBW:1000.000kHz VBW:3000.000kHz SWT:Auto            Detector : Peak            Project : BN2626            Mode : 32</p>	 <p>Date: 2019-01-02</p> <p>Site : 03CH07-HY            Condition : PEAK_74 3m HF_ANT_00075962 VERTICAL            RBW:1000.000kHz VBW:3000.000kHz SWT:Auto            Detector : Peak            Project : BN2626            Mode : 32</p>
Avg.	 <p>Date: 2019-01-02</p> <p>Site : 03CH07-HY            Condition : AVG_BE_54 3m HF_ANT_00075962 VERTICAL            RBW:1000.000kHz VBW:1.000kHz SWT:Auto            Detector : Peak            Project : BN2626            Mode : 32</p>	 <p>Date: 2019-01-02</p> <p>Site : 03CH07-HY            Condition : AVG_54 3m HF_ANT_00075962 VERTICAL            RBW:1000.000kHz VBW:1.000kHz SWT:Auto            Detector : Peak            Project : BN2626            Mode : 32</p>



WIFI	2.4GHz 2400~2483.5MHz Band Edge @ 3m	
ANT	802.11n HT20 CH06 2437MHz - R	
1	Vertical	Fundamental
<p><b>Peak</b></p>		<p>Left Blank</p>
<p><b>Avg.</b></p>		<p>Left Blank</p>



WIFI	2.4GHz 2400~2483.5MHz Band Edge @ 3m	
ANT	802.11n HT20 CH11 2462MHz	
1	Horizontal	Fundamental
Peak	 <p>Date: 2019-01-13</p> <p>Site : 03CH07-HY            Condition : PEAK_BE_74 3m HF_ANT_00075962 HORIZONTAL            RBW:1000.000kHz VBW:3000.000kHz SWT:Auto            Detector : Peak            Project : BN2626            Mode : 33</p>	 <p>Date: 2019-01-13</p> <p>Site : 03CH07-HY            Condition : PEAK_74 3m HF_ANT_00075962 HORIZONTAL            RBW:1000.000kHz VBW:3000.000kHz SWT:Auto            Detector : Peak            Project : BN2626            Mode : 33</p>
Avg.	 <p>Date: 2019-01-13</p> <p>Site : 03CH07-HY            Condition : AVG_BE_54 3m HF_ANT_00075962 HORIZONTAL            RBW:1000.000kHz VBW:1.000kHz SWT:Auto            Detector : Peak            Project : BN2626            Mode : 33</p>	 <p>Date: 2019-01-13</p> <p>Site : 03CH07-HY            Condition : AVG_54 3m HF_ANT_00075962 HORIZONTAL            RBW:1000.000kHz VBW:1.000kHz SWT:Auto            Detector : Peak            Project : BN2626            Mode : 33</p>



WIFI	2.4GHz 2400~2483.5MHz Fundamental @ 3m	
ANT	802.11n HT20 CH11 2462MHz	
1	Vertical	Fundamental
Peak	<p>Date: 2019-01-13</p> <p>Site : 03CH07-HY            Condition : PEAK_BE_74 3m HF_ANT_00075962 VERTICAL            RBW:1000.000kHz VBW:3000.000kHz SWT:Auto            Detector : Peak            Project : BN2626            Mode : 33</p>	<p>Date: 2019-01-13</p> <p>Site : 03CH07-HY            Condition : PEAK_74 3m HF_ANT_00075962 VERTICAL            RBW:1000.000kHz VBW:3000.000kHz SWT:Auto            Detector : Peak            Project : BN2626            Mode : 33</p>
Avg.	<p>Date: 2019-01-13</p> <p>Site : 03CH07-HY            Condition : AVG_BE_54 3m HF_ANT_00075962 VERTICAL            RBW:1000.000kHz VBW:1.000kHz SWT:Auto            Detector : Peak            Project : BN2626            Mode : 33</p>	<p>Date: 2019-01-13</p> <p>Site : 03CH07-HY            Condition : AVG_54 3m HF_ANT_00075962 VERTICAL            RBW:1000.000kHz VBW:1.000kHz SWT:Auto            Detector : Peak            Project : BN2626            Mode : 33</p>

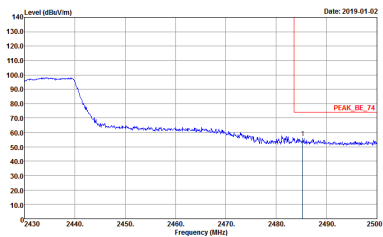
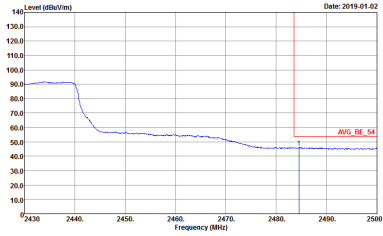


2.4GHz 2400~2483.5MHz

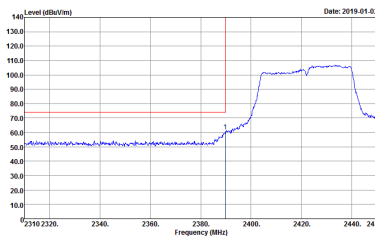
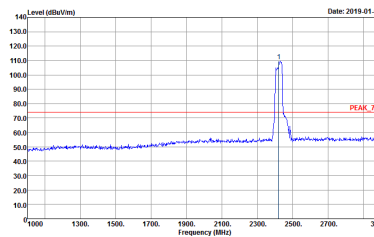
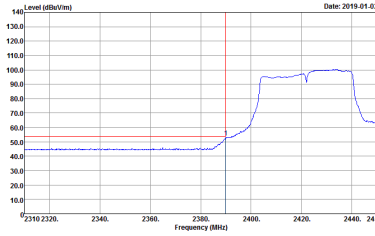
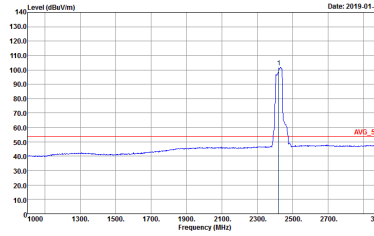
WIFI 802.11n HT40 (Band Edge @ 3m)

WIFI	2.4GHz 2400~2483.5MHz Band Edge @ 3m	
ANT	802.11n HT40 CH03 2422MHz - L	
1	Horizontal	Fundamental
Peak	<p>Site : 03CH07-HY            Condition : PEAK_BE_74 3m HE_ANT_00075962 HORIZONTAL            Detector : Peak            Project : 8N2626            Mode : 37</p>	<p>Site : 03CH07-HY            Condition : PEAK_74 3m HE_ANT_00075962 HORIZONTAL            Detector : Peak            Project : 8N2626            Mode : 37</p>
Avg.	<p>Site : 03CH07-HY            Condition : AVG_BE_54 3m HE_ANT_00075962 HORIZONTAL            Detector : Peak            Project : 8N2626            Mode : 37</p>	<p>Site : 03CH07-HY            Condition : AVG_54 3m HE_ANT_00075962 HORIZONTAL            Detector : Peak            Project : 8N2626            Mode : 37</p>



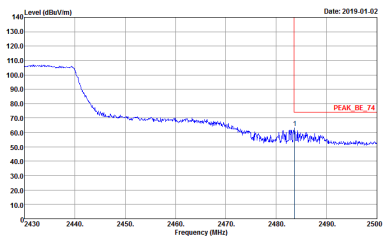
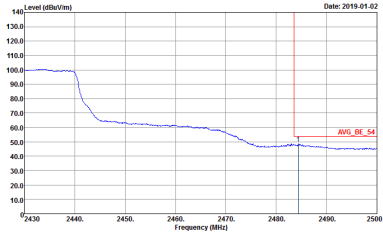
WIFI	2.4GHz 2400~2483.5MHz Band Edge @ 3m	
ANT	802.11n HT40 CH03 2422MHz - R	
1	Horizontal	Fundamental
<p><b>Peak</b></p>	 <p>Date: 2019-01-02</p> <p>Site : 03CH07-HY            Condition : PEAK_BE_74 3m HF_ANT_00075962 HORIZONTAL            Detector : Peak            Project : BN2626            Mode : 37</p>	<p>Left Blank</p>
<p><b>Avg.</b></p>	 <p>Date: 2019-01-02</p> <p>Site : 03CH07-HY            Condition : AVG_BE_54 3m HF_ANT_00075962 HORIZONTAL            Detector : Peak            Project : BN2626            Mode : 37</p>	<p>Left Blank</p>



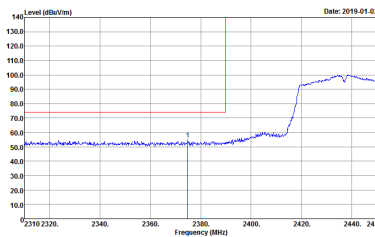
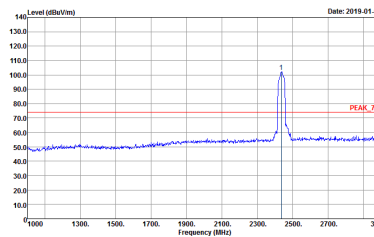
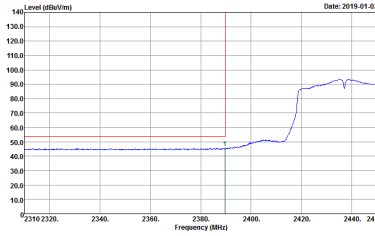
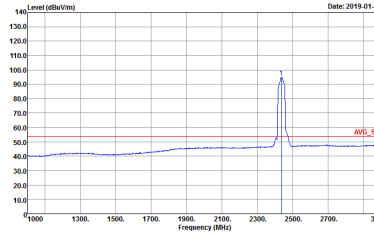
WIFI	2.4GHz 2400~2483.5MHz Band Edge @ 3m	
ANT	802.11n HT40 CH03 2422MHz - L	
1	Vertical	Fundamental
Peak	 <p>Date: 2019-01-02</p> <p>Site : 03CH07-HY            Condition : PEAK_BE_74 3m HF_ANT_00075962 VERTICAL            RBW:1000.000kHz VBW:3000.000kHz SWT:Auto            Detector : Peak            Project : BN2626            Mode : 37</p>	 <p>Date: 2019-01-02</p> <p>Site : 03CH07-HY            Condition : PEAK_74 3m HF_ANT_00075962 VERTICAL            RBW:1000.000kHz VBW:3000.000kHz SWT:Auto            Detector : Peak            Project : BN2626            Mode : 37</p>
Avg.	 <p>Date: 2019-01-02</p> <p>Site : 03CH07-HY            Condition : AVG_BE_54 3m HF_ANT_00075962 VERTICAL            RBW:1000.000kHz VBW:3.000kHz SWT:Auto            Detector : Peak            Project : BN2626            Mode : 37</p>	 <p>Date: 2019-01-02</p> <p>Site : 03CH07-HY            Condition : AVG_54 3m HF_ANT_00075962 VERTICAL            RBW:1000.000kHz VBW:3.000kHz SWT:Auto            Detector : Peak            Project : BN2626            Mode : 37</p>



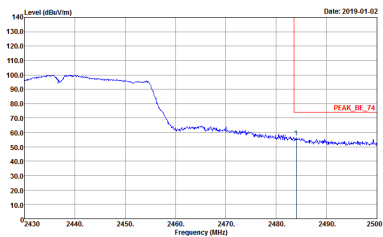
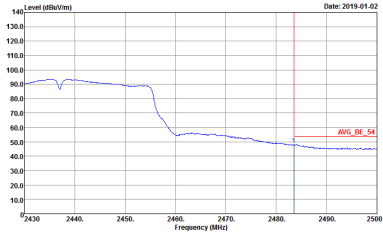


WIFI	2.4GHz 2400~2483.5MHz Band Edge @ 3m	
ANT	802.11n HT40 CH03 2422MHz - R	
1	Vertical	Fundamental
<p><b>Peak</b></p>	 <p>Site : 03CH07-HY            Condition : PEAK_BE_74 3m HF_ANT_00075962 VERTICAL            Detector : RBW:1000.000kHz VBW:3000.000kHz SWT:Auto            Project : BN2626            Mode : 37</p>	<p>Left blank</p>
<p><b>Avg.</b></p>	 <p>Site : 03CH07-HY            Condition : AVG_BE_54 3m HF_ANT_00075962 VERTICAL            Detector : Peak            Project : BN2626            Mode : 37</p>	<p>Left blank</p>



WIFI	2.4GHz 2400~2483.5MHz Band Edge @ 3m	
ANT	802.11n HT40 CH06 2437MHz - L	
1	Horizontal	Fundamental
Peak	 <p>Date: 2019-01-02</p> <p>Site : 03CH07-HY            Condition : PEAK_BE_74 3m HF_ANT_00075962 HORIZONTAL            RBW:1000.000kHz VBW:3000.000kHz SWT:Auto            Detector : Peak            Project : BN2626            Mode : 38</p>	 <p>Date: 2019-01-02</p> <p>Site : 03CH07-HY            Condition : PEAK_74 3m HF_ANT_00075962 HORIZONTAL            RBW:1000.000kHz VBW:3000.000kHz SWT:Auto            Detector : Peak            Project : BN2626            Mode : 38</p>
Avg.	 <p>Date: 2019-01-02</p> <p>Site : 03CH07-HY            Condition : AVG_BE_54 3m HF_ANT_00075962 HORIZONTAL            RBW:1000.000kHz VBW:3.000kHz SWT:Auto            Detector : Peak            Project : BN2626            Mode : 38</p>	 <p>Date: 2019-01-02</p> <p>Site : 03CH07-HY            Condition : AVG_54 3m HF_ANT_00075962 HORIZONTAL            RBW:1000.000kHz VBW:3.000kHz SWT:Auto            Detector : Peak            Project : BN2626            Mode : 38</p>

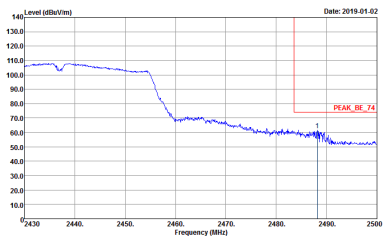
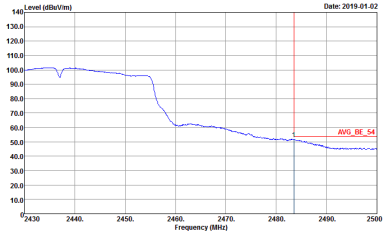


WIFI	2.4GHz 2400~2483.5MHz Band Edge @ 3m	
ANT	802.11n HT40 CH06 2437MHz - R	
1	Horizontal	Fundamental
Peak	 <p>Date: 2019-01-02</p> <p>Site : 03CH07-HY  Condition : PEAK_BE_74 3m HF_ANT_00075962 HORIZONTAL  Detector : Peak  Project : BN2626  Mode : 38</p>	Left blank
Avg.	 <p>Date: 2019-01-02</p> <p>Site : 03CH07-HY  Condition : AVG_BE_54 3m HF_ANT_00075962 HORIZONTAL  Detector : Peak  Project : BN2626  Mode : 38</p>	Left blank

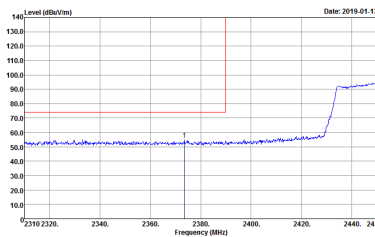
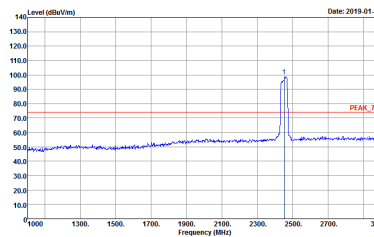
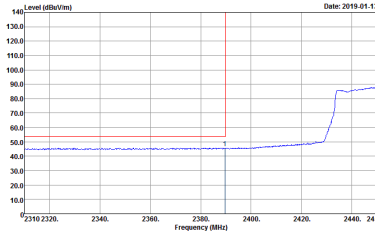
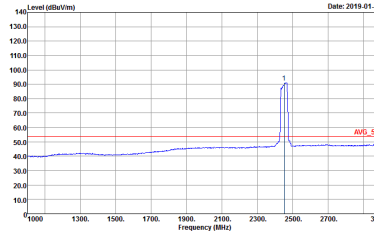


WIFI	2.4GHz 2400~2483.5MHz Band Edge @ 3m	
ANT	802.11n HT40 CH06 2437MHz - L	
1	Vertical	Fundamental
<b>Peak</b>	<p>Site : 03CH07-HY            Condition : PEAK_BE_74 3m HF_ANT_00075962 VERTICAL            RBW:1000.000kHz VBW:3000.000kHz SWT:Auto            Detector : Peak            Project : BN2626            Mode : 38</p>	<p>Site : 03CH07-HY            Condition : PEAK_74 3m HF_ANT_00075962 VERTICAL            RBW:1000.000kHz VBW:3000.000kHz SWT:Auto            Detector : Peak            Project : BN2626            Mode : 38</p>
<b>Avg.</b>	<p>Site : 03CH07-HY            Condition : AVG_BE_54 3m HF_ANT_00075962 VERTICAL            RBW:1000.000kHz VBW:3.000kHz SWT:Auto            Detector : Peak            Project : BN2626            Mode : 38</p>	<p>Site : 03CH07-HY            Condition : AVG_54 3m HF_ANT_00075962 VERTICAL            RBW:1000.000kHz VBW:3.000kHz SWT:Auto            Detector : Peak            Project : BN2626            Mode : 38</p>

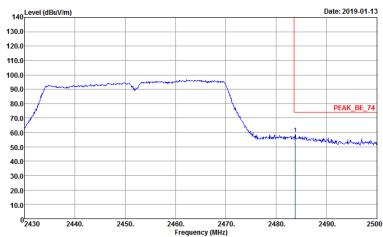
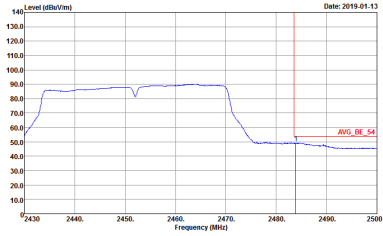


WIFI	2.4GHz 2400~2483.5MHz Band Edge @ 3m	
ANT	802.11n HT40 CH06 2437MHz - R	
1	Vertical	Fundamental
<p><b>Peak</b></p>	 <p>Date: 2019-01-02</p> <p>Site : 03CH07-HY            Condition : PEAK_BE_74 3m HF_ANT_00075962 VERTICAL            Detector : RBW:1000.000kHz VBW:3000.000kHz SWT:Auto            Project : BN2626            Mode : 38</p>	<p>Left blank</p>
<p><b>Avg.</b></p>	 <p>Date: 2019-01-02</p> <p>Site : 03CH07-HY            Condition : AVG_BE_54 3m HF_ANT_00075962 VERTICAL            Detector : Peak            Project : BN2626            Mode : 38</p>	<p>Left blank</p>



WIFI	2.4GHz 2400~2483.5MHz Band Edge @ 3m	
ANT	802.11n HT40 CH09 2452MHz - L	
1	Horizontal	Fundamental
Peak	 <p>Date: 2019-01-13</p> <p>Site : 03CH07-HY            Condition : PEAK_BE_74 3m HF_ANT_00075962 HORIZONTAL            RBW:1000.000kHz VBW:3000.000kHz SWT:Auto            Detector : Peak            Project : BN2626            Mode : 39</p>	 <p>Date: 2019-01-13</p> <p>Site : 03CH07-HY            Condition : PEAK_74 3m HF_ANT_00075962 HORIZONTAL            RBW:1000.000kHz VBW:3000.000kHz SWT:Auto            Detector : Peak            Project : BN2626            Mode : 39</p>
Avg.	 <p>Date: 2019-01-13</p> <p>Site : 03CH07-HY            Condition : AVG_BE_54 3m HF_ANT_00075962 HORIZONTAL            RBW:1000.000kHz VBW:3.000kHz SWT:Auto            Detector : Peak            Project : BN2626            Mode : 39</p>	 <p>Date: 2019-01-13</p> <p>Site : 03CH07-HY            Condition : AVG_54 3m HF_ANT_00075962 HORIZONTAL            RBW:1000.000kHz VBW:3.000kHz SWT:Auto            Detector : Peak            Project : BN2626            Mode : 39</p>



WIFI	2.4GHz 2400~2483.5MHz Band Edge @ 3m	
ANT	802.11n HT40 CH09 2452MHz - R	
1	Horizontal	Fundamental
Peak	 <p>Date: 2019-01-13</p> <p>Site : 03CH07-HY  Condition : PEAK_BE_74 3m HF_ANT_00075962 HORIZONTAL  Detector : Peak  Project : BN2626  Mode : 39</p>	Left blank
Avg.	 <p>Date: 2019-01-13</p> <p>Site : 03CH07-HY  Condition : AVG_BE_54 3m HF_ANT_00075962 HORIZONTAL  Detector : Peak  Project : BN2626  Mode : 39</p>	Left blank



WIFI	2.4GHz 2400~2483.5MHz Band Edge @ 3m	
ANT	802.11n HT40 CH09 2452MHz - L	
1	Vertical	Fundamental
<b>Peak</b>	<p>Site : 03CH07-HY            Condition : PEAK_BE_74 3m HF_ANT_00075962 VERTICAL            RBW:1000.000kHz VBW:3000.000kHz SWT:Auto            Detector : Peak            Project : BN2626            Mode : 39</p>	<p>Site : 03CH07-HY            Condition : PEAK_74 3m HF_ANT_00075962 VERTICAL            RBW:1000.000kHz VBW:3000.000kHz SWT:Auto            Detector : Peak            Project : BN2626            Mode : 39</p>
<b>Avg.</b>	<p>Site : 03CH07-HY            Condition : AVG_BE_54 3m HF_ANT_00075962 VERTICAL            RBW:1000.000kHz VBW:3.000kHz SWT:Auto            Detector : Peak            Project : BN2626            Mode : 39</p>	<p>Site : 03CH07-HY            Condition : AVG_54 3m HF_ANT_00075962 VERTICAL            RBW:1000.000kHz VBW:3.000kHz SWT:Auto            Detector : Peak            Project : BN2626            Mode : 39</p>



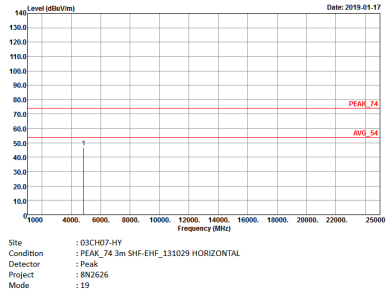
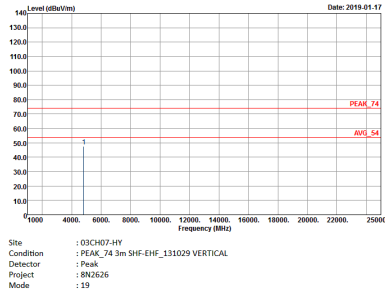


WIFI	2.4GHz 2400~2483.5MHz Band Edge @ 3m	
ANT	802.11n HT40 CH09 2452MHz - R	
1	Vertical	Fundamental
Peak	<p>Site : 03CH07-HY Condition : PEAK_BE_74 3m HF_ANT_00075962 VERTICAL Detector : Peak Project : BN2626 Mode : 39</p>	Left blank
Avg.	<p>Site : 03CH07-HY Condition : AVG_BE_54 3m HF_ANT_00075962 VERTICAL Detector : Peak Project : BN2626 Mode : 39</p>	Left blank



2.4GHz 2400~2483.5MHz

WIFI 802.11b (Harmonic @ 3m)

WIFI	2.4GHz 2400~2483.5MHz Harmonic @ 3m	
ANT	802.11b CH01 2412MHz	
1	Horizontal	Vertical
<p><b>Peak</b></p> <p><b>Avg.</b></p>		



WIFI	2.4GHz 2400~2483.5MHz Harmonic @ 3m	
ANT	802.11b CH06 2437MHz	
1	Horizontal	Vertical
Peak Avg.	<p>Site : E3CH07-HY Condition : PEAK_74 3m SHF-EHF_131029 HORIZONTAL Detector : Peak Project : 8N2626 Mode : 20</p>	<p>Site : E3CH07-HY Condition : PEAK_74 3m SHF-EHF_131029 VERTICAL Detector : Peak Project : 8N2626 Mode : 20</p>

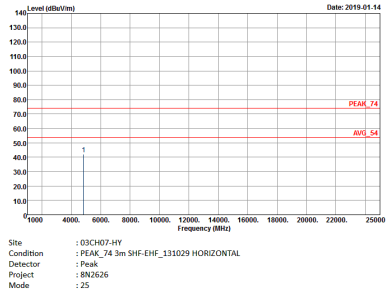
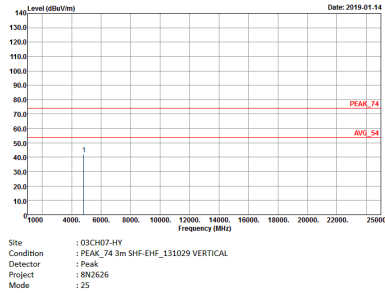


WIFI	2.4GHz 2400~2483.5MHz Harmonic @ 3m	
ANT	802.11b CH11 2462MHz	
1	Horizontal	Vertical
Peak Avg.	<p>Site : E3CH07-HY Condition : PEAK_74 3m SHF-EHF_131029 HORIZONTAL Detector : Peak Project : RN2626 Mode : 21</p>	<p>Site : E3CH07-HY Condition : PEAK_74 3m SHF-EHF_131029 VERTICAL Detector : Peak Project : RN2626 Mode : 21</p>

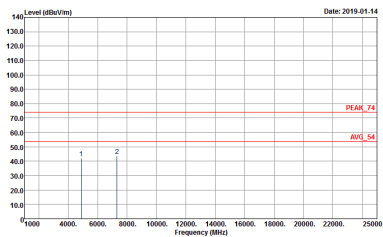
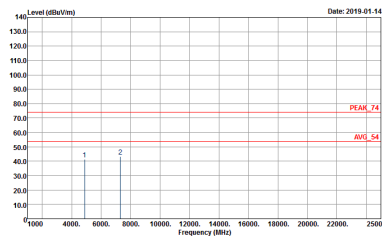


2.4GHz 2400~2483.5MHz

WIFI 802.11g (Harmonic @ 3m)

WIFI	2.4GHz 2400~2483.5MHz Harmonic @ 3m	
ANT	802.11g CH01 2412MHz	
1	Horizontal	Vertical
<p><b>Peak</b></p> <p><b>Avg.</b></p>		



WIFI	2.4GHz 2400~2483.5MHz Harmonic @ 3m	
ANT	802.11g CH06 2437MHz	
1	Horizontal	Vertical
<p>Peak</p> <p>Avg.</p>	 <p>Site : E3CH07-HY          Condition : PEAK_74 3m SHF-EHF_131029 HORIZONTAL          Detector : Peak          Project : 8N2626          Mode : 26</p>	 <p>Site : E3CH07-HY          Condition : PEAK_74 3m SHF-EHF_131029 VERTICAL          Detector : Peak          Project : 8N2626          Mode : 26</p>



WIFI	2.4GHz 2400~2483.5MHz Harmonic @ 3m	
ANT	802.11g CH11 2462MHz	
1	Horizontal	Vertical
Peak Avg.	<p>Site : ESCH07-HY Condition : PEAK_74 3m SHF-EHF_131029 HORIZONTAL Detector : Peak Project : 8N2626 Mode : 27</p>	<p>Site : ESCH07-HY Condition : PEAK_74 3m SHF-EHF_131029 VERTICAL Detector : Peak Project : 8N2626 Mode : 27</p>



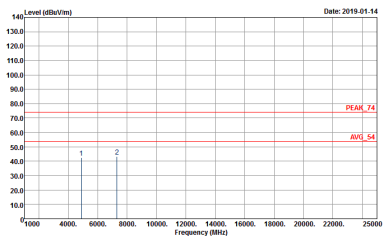
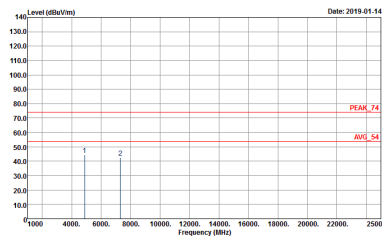
2.4GHz 2400~2483.5MHz

WIFI 802.11n HT20 (Harmonic @ 3m)

WIFI	2.4GHz 2400~2483.5MHz Harmonic @ 3m	
ANT	802.11n HT20 CH01 2412MHz	
1	Horizontal	Vertical
<p><b>Peak</b></p> <p><b>Avg.</b></p>	<p>Site : 09CH07-HY            Condition : PEAK_74 3m SHF-EHF_131029 HORIZONTAL            Detector : Peak            Project : 8N2626            Mode : 31</p>	<p>Site : 09CH07-HY            Condition : PEAK_74 3m SHF-EHF_131029 VERTICAL            Detector : Peak            Project : 8N2626            Mode : 31</p>





WIFI	2.4GHz 2400~2483.5MHz Harmonic @ 3m	
ANT	802.11n HT20 CH06 2437MHz	
1	Horizontal	Vertical
<p>Peak</p> <p>Avg.</p>	 <p>Site : E8CH07-HY  Condition : PEAK_74 3m SHF-EHF_131029 HORIZONTAL  Detector : Peak  Project : 8N2626  Mode : 32</p>	 <p>Site : E8CH07-HY  Condition : PEAK_74 3m SHF-EHF_131029 VERTICAL  Detector : Peak  Project : 8N2626  Mode : 32</p>



WIFI	2.4GHz 2400~2483.5MHz Harmonic @ 3m	
ANT	802.11n HT20 CH11 2462MHz	
1	Horizontal	Vertical
Peak Avg.	<p>Site : E3CH07-HY Condition : PEAK_74 3m SHF-EHF_131029 HORIZONTAL Detector : Peak Project : 8N2626 Mode : 33</p>	<p>Site : E3CH07-HY Condition : PEAK_74 3m SHF-EHF_131029 VERTICAL Detector : Peak Project : 8N2626 Mode : 33</p>

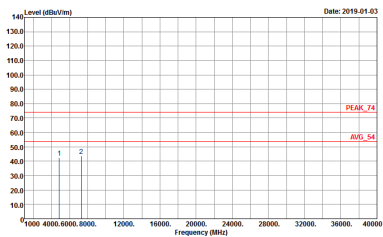
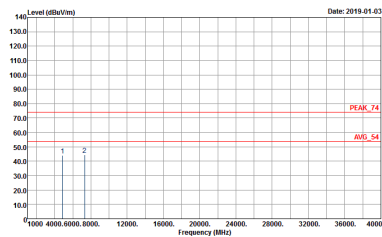


2.4GHz 2400~2483.5MHz

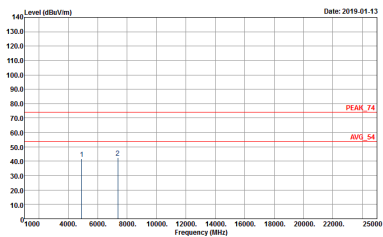
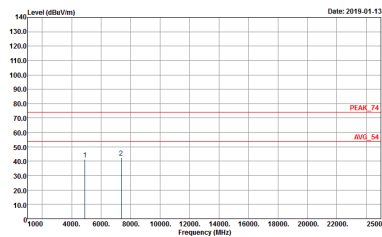
WIFI 802.11n HT40 (Harmonic @ 3m)

WIFI	2.4GHz 2400~2483.5MHz Harmonic @ 3m	
ANT	802.11n HT40 CH03 2422MHz	
1	Horizontal	Vertical
<p><b>Peak</b></p> <p><b>Avg.</b></p>	<p>Site : 09CH07-HY            Condition : PEAK_74 3m SHF-EHF_131029 HORIZONTAL            Detector : Peak            Project : 8N2626            Mode : 37</p>	<p>Site : 09CH07-HY            Condition : PEAK_74 3m SHF-EHF_131029 VERTICAL            Detector : Peak            Project : 8N2626            Mode : 37</p>



WIFI	2.4GHz 2400~2483.5MHz Harmonic @ 3m	
ANT	802.11n HT40 CH06 2437MHz	
1	Horizontal	Vertical
<p>Peak</p> <p>Avg.</p>	 <p>Site : ESCH07-HY          Condition : PEAK_74 3m SHF-EHF_131029 HORIZONTAL          Detector : Peak          Project : 8N2626          Mode : 38</p>	 <p>Site : ESCH07-HY          Condition : PEAK_74 3m SHF-EHF_131029 VERTICAL          Detector : Peak          Project : 8N2626          Mode : 38</p>



WIFI	2.4GHz 2400~2483.5MHz Harmonic @ 3m	
ANT	802.11n HT40 CH09 2452MHz	
1	Horizontal	Vertical
<p>Peak</p> <p>Avg.</p>	 <p>Site : E8CH07-HY          Condition : PEAK_74 3m SHF-EHF_131029 HORIZONTAL          Detector : Peak          Project : 8N2626          Mode : 39</p>	 <p>Site : E8CH07-HY          Condition : PEAK_74 3m SHF-EHF_131029 VERTICAL          Detector : Peak          Project : 8N2626          Mode : 39</p>



Emission below 1GHz
2.4GHz WIFI 802.11n HT40 (LF)

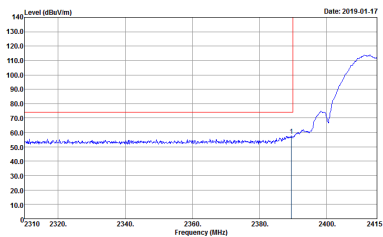
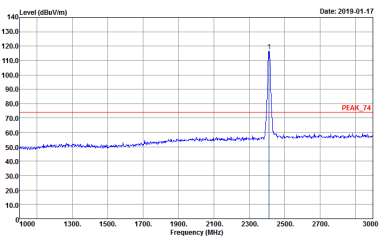
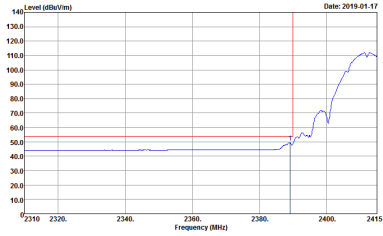
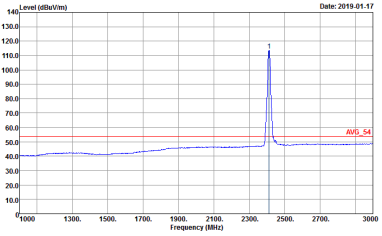
Table with 2 columns: WIFI (2.4GHz 2400~2483.5MHz), ANT (802.11n HT40 LF). Row 1: 1, Horizontal, Vertical. Each plot shows Level (dBuV/m) vs Frequency (MHz) with a red QP peak marker.



**2.4GHz 2400~2483.5MHz**  
**WIFI 802.11b (Band Edge @ 3m)**

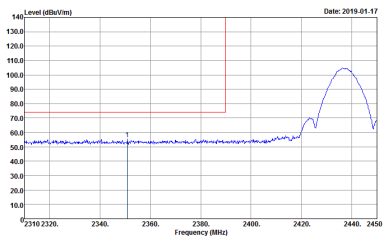
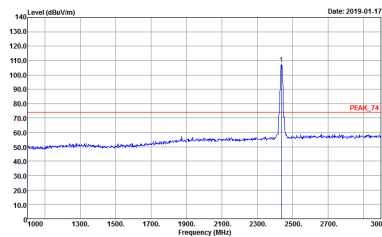
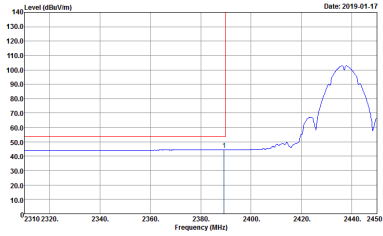
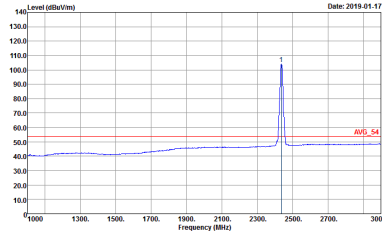
WIFI	2.4GHz 2400~2483.5MHz Band Edge @ 3m	
ANT	802.11b CH01 2412MHz	
2	Horizontal	Fundamental
<b>Peak</b>	<p>           Site : 03CH07-HY            Condition : PEAK_BE_74 3m HF_ANT_00075962 HORIZONTAL            Detector : Peak            Project : 8N2626            Mode : 22         </p>	<p>           Site : 03CH07-HY            Condition : PEAK_74 3m HF_ANT_00075962 HORIZONTAL            Detector : Peak            Project : 8N2626            Mode : 22         </p>
<b>Avg.</b>	<p>           Site : 03CH07-HY            Condition : AVG_BE_54 3m HF_ANT_00075962 HORIZONTAL            Detector : Peak            Project : 8N2626            Mode : 22         </p>	<p>           Site : 03CH07-HY            Condition : AVG_54 3m HF_ANT_00075962 HORIZONTAL            Detector : Peak            Project : 8N2626            Mode : 22         </p>



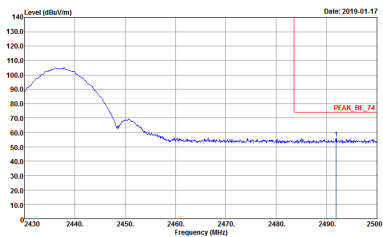
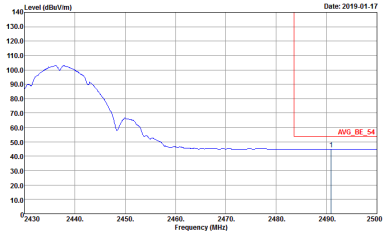
WIFI	2.4GHz 2400~2483.5MHz Band Edge @ 3m	
ANT	802.11b CH01 2412MHz	
2	Vertical	Fundamental
Peak	 <p>Date: 2019-01-17</p> <p>Site : 03CH07-HY            Condition : PEAK_BE_74 3m HF_ANT_00075962 VERTICAL            RBW:1000.000kHz VBW:3000.000kHz SWT:Auto            Detector : Peak            Project : BN2626            Mode : Z2</p>	 <p>Date: 2019-01-17</p> <p>Site : 03CH07-HY            Condition : PEAK_74 3m HF_ANT_00075962 VERTICAL            RBW:1000.000kHz VBW:3000.000kHz SWT:Auto            Detector : Peak            Project : BN2626            Mode : Z2</p>
Avg.	 <p>Date: 2019-01-17</p> <p>Site : 03CH07-HY            Condition : AVG_BE_54 3m HF_ANT_00075962 VERTICAL            RBW:1000.000kHz VBW:3000.000kHz SWT:Auto            Detector : Peak            Project : BN2626            Mode : Z2</p>	 <p>Date: 2019-01-17</p> <p>Site : 03CH07-HY            Condition : AVG_54 3m HF_ANT_00075962 VERTICAL            RBW:1000.000kHz VBW:3000.000kHz SWT:Auto            Detector : Peak            Project : BN2626            Mode : Z2</p>



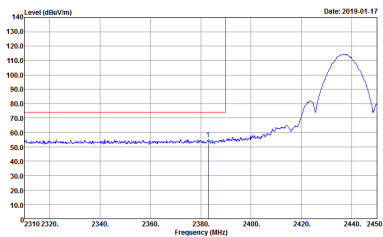
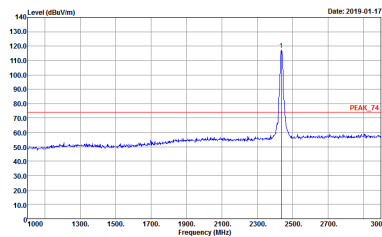
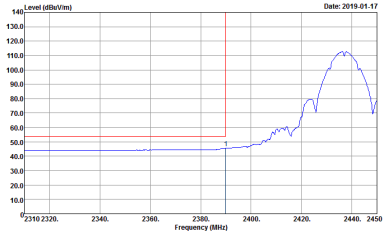
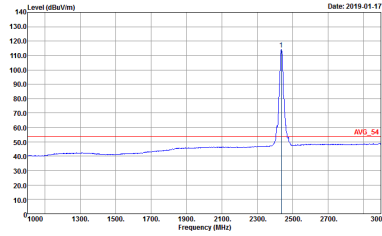


WIFI	2.4GHz 2400~2483.5MHz Band Edge @ 3m	
ANT	802.11b CH06 2437MHz - L	
2	Horizontal	Fundamental
Peak	 <p>Date: 2019-01-17</p> <p>Site : 03CH07-HY            Condition : PEAK_BE_74 3m HF_ANT_00075962 HORIZONTAL            RBW:1000.000kHz VBW:3000.000kHz SWT:Auto            Detector : Peak            Project : BN2626            Mode : 23</p>	 <p>Date: 2019-01-17</p> <p>Site : 03CH07-HY            Condition : PEAK_74 3m HF_ANT_00075962 HORIZONTAL            RBW:1000.000kHz VBW:3000.000kHz SWT:Auto            Detector : Peak            Project : BN2626            Mode : 23</p>
Avg.	 <p>Date: 2019-01-17</p> <p>Site : 03CH07-HY            Condition : AVG_BE_54 3m HF_ANT_00075962 HORIZONTAL            RBW:1000.000kHz VBW:0.010kHz SWT:Auto            Detector : Peak            Project : BN2626            Mode : 23</p>	 <p>Date: 2019-01-17</p> <p>Site : 03CH07-HY            Condition : AVG_54 3m HF_ANT_00075962 HORIZONTAL            RBW:1000.000kHz VBW:0.010kHz SWT:Auto            Detector : Peak            Project : BN2626            Mode : 23</p>

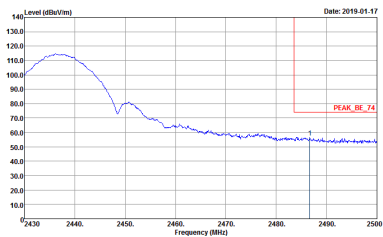
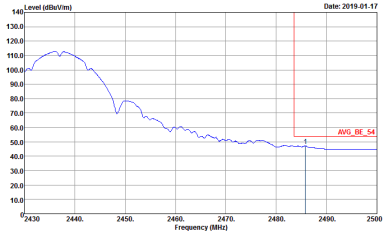


WIFI	2.4GHz 2400~2483.5MHz Band Edge @ 3m	
ANT	802.11b CH06 2437MHz - R	
2	Horizontal	Fundamental
<p><b>Peak</b></p>	 <p>Date: 2019-01-17</p> <p>Site : 03CH07-HY            Condition : PEAK_BE_74 3m HF_ANT_00075962 HORIZONTAL            Detector : Peak            Project : BN2626            Mode : 23</p>	<p>Left blank</p>
<p><b>Avg.</b></p>	 <p>Date: 2019-01-17</p> <p>Site : 03CH07-HY            Condition : AVG_BE_54 3m HF_ANT_00075962 HORIZONTAL            Detector : Peak            Project : BN2626            Mode : 23</p>	<p>Left blank</p>

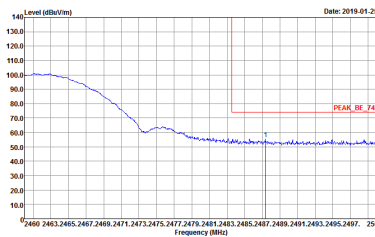
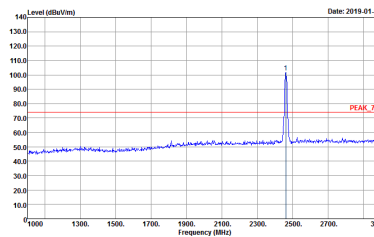
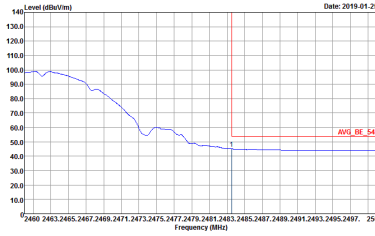
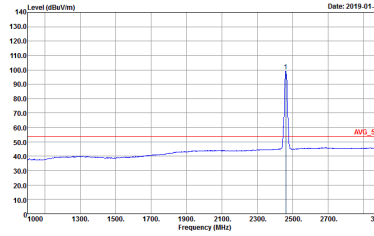


WIFI	2.4GHz 2400~2483.5MHz Band Edge @ 3m	
ANT	802.11b CH06 2437MHz - L	
2	Vertical	Fundamental
Peak	 <p>Date: 2019-01-17</p> <p>Site : 03CH07-HY            Condition : PEAK_BE_74 3m HF_ANT_00075962 VERTICAL            RBW:1000.000kHz VBW:3000.000kHz SWT:Auto            Detector : Peak            Project : BN2626            Mode : 23</p>	 <p>Date: 2019-01-17</p> <p>Site : 03CH07-HY            Condition : PEAK_74 3m HF_ANT_00075962 VERTICAL            RBW:1000.000kHz VBW:3000.000kHz SWT:Auto            Detector : Peak            Project : BN2626            Mode : 23</p>
Avg.	 <p>Date: 2019-01-17</p> <p>Site : 03CH07-HY            Condition : AVG_BE_54 3m HF_ANT_00075962 VERTICAL            RBW:1000.000kHz VBW:3000.000kHz SWT:Auto            Detector : Peak            Project : BN2626            Mode : 23</p>	 <p>Date: 2019-01-17</p> <p>Site : 03CH07-HY            Condition : AVG_54 3m HF_ANT_00075962 VERTICAL            RBW:1000.000kHz VBW:3000.000kHz SWT:Auto            Detector : Peak            Project : BN2626            Mode : 23</p>

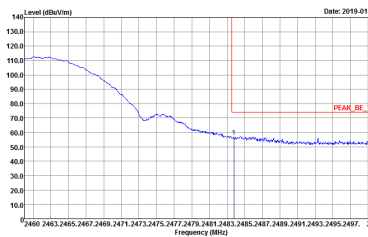
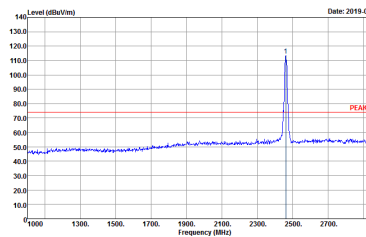
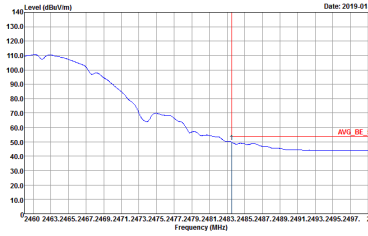
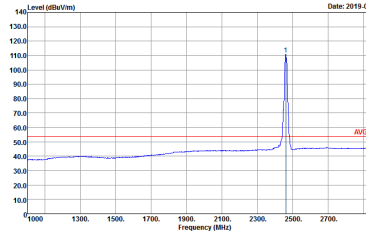


WIFI	2.4GHz 2400~2483.5MHz Band Edge @ 3m	
ANT	802.11b CH06 2437MHz - R	
2	Vertical	Fundamental
<p><b>Peak</b></p>	 <p>Date: 2019-01-17</p> <p>Site : 03CH07-HY            Condition : PEAK_BE_74 3m HF_ANT_00075962 VERTICAL            : RBW:1000.000kHz VBW:3000.000kHz SWT:Auto            Detector : Peak            Project : BN2626            Mode : 23</p>	<p>Left blank</p>
<p><b>Avg.</b></p>	 <p>Date: 2019-01-17</p> <p>Site : 03CH07-HY            Condition : AVG_BE_54 3m HF_ANT_00075962 VERTICAL            : RBW:1000.000kHz VBW:3000.000kHz SWT:Auto            Detector : Peak            Project : BN2626            Mode : 23</p>	<p>Left blank</p>



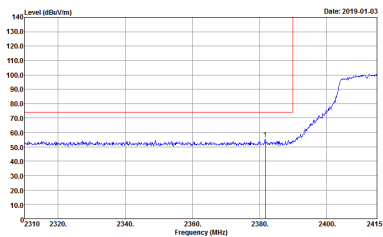
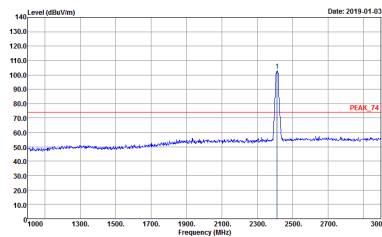
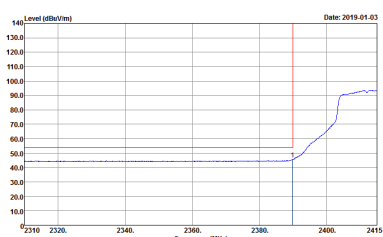
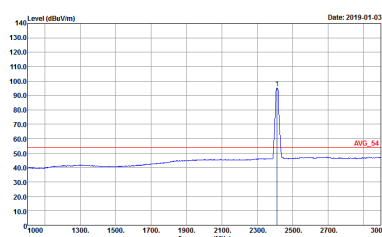
WIFI	2.4GHz 2400~2483.5MHz Band Edge @ 3m	
ANT	802.11b CH11 2462MHz	
2	Horizontal	Fundamental
Peak	 <p>Date: 2019-01-25</p> <p>Site : 03CH07-HY            Condition : PEAK_BE_74 3m HF_ANT_00075962 HORIZONTAL            RBW:1000.000kHz VBW:3000.000kHz SWT:Auto            Detector : Peak            Project : 8N2626            Mode : 24            Setting : 19</p>	 <p>Date: 2019-01-25</p> <p>Site : 03CH07-HY            Condition : PEAK_74 3m HF_ANT_00075962 HORIZONTAL            RBW:1000.000kHz VBW:3000.000kHz SWT:Auto            Detector : Peak            Project : 8N2626            Mode : 24            Setting : 19</p>
Avg.	 <p>Date: 2019-01-25</p> <p>Site : 03CH07-HY            Condition : AVG_BE_54 3m HF_ANT_00075962 HORIZONTAL            RBW:1000.000kHz VBW:0.010kHz SWT:Auto            Detector : Peak            Project : 8N2626            Mode : 24            Setting : 19</p>	 <p>Date: 2019-01-25</p> <p>Site : 03CH07-HY            Condition : AVG_54 3m HF_ANT_00075962 HORIZONTAL            RBW:1000.000kHz VBW:0.010kHz SWT:Auto            Detector : Peak            Project : 8N2626            Mode : 24            Setting : 19</p>



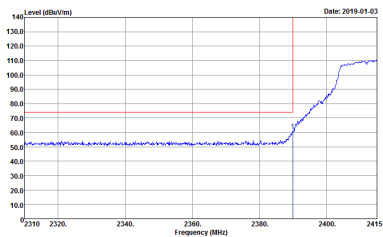
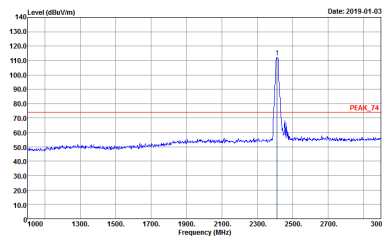
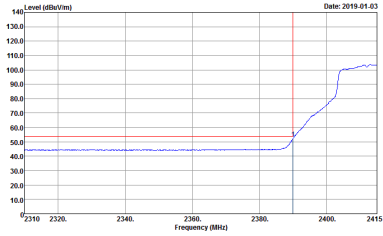
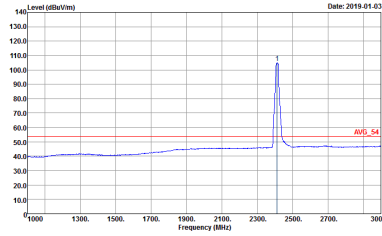
WIFI	2.4GHz 2400~2483.5MHz Band Edge @ 3m	
ANT	802.11b CH11 2462MHz	
2	Vertical	Fundamental
Peak	 <p>Date: 2019-01-25</p> <p>Site : 03CH07-HY            Condition : PEAK_BE_74 3m HF_ANT_00075962 VERTICAL            RBW:1000.000kHz VBW:3000.000kHz SWT:Auto            Detector : Peak            Project : 8N2626            Mode : 24            Setting : 19</p>	 <p>Date: 2019-01-25</p> <p>Site : 03CH07-HY            Condition : PEAK_74 3m HF_ANT_00075962 VERTICAL            RBW:1000.000kHz VBW:3000.000kHz SWT:Auto            Detector : Peak            Project : 8N2626            Mode : 24            Setting : 19</p>
Avg.	 <p>Date: 2019-01-25</p> <p>Site : 03CH07-HY            Condition : AVG_BE_54 3m HF_ANT_00075962 VERTICAL            RBW:1000.000kHz VBW:3000.000kHz SWT:Auto            Detector : Peak            Project : 8N2626            Mode : 24            Setting : 19</p>	 <p>Date: 2019-01-25</p> <p>Site : 03CH07-HY            Condition : AVG_54 3m HF_ANT_00075962 VERTICAL            RBW:1000.000kHz VBW:3000.000kHz SWT:Auto            Detector : Peak            Project : 8N2626            Mode : 24            Setting : 19</p>



2.4GHz 2400~2483.5MHz  
WIFI 802.11g (Band Edge @ 3m)

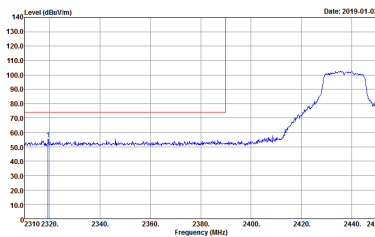
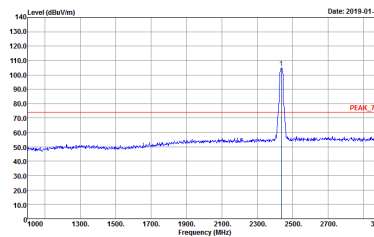
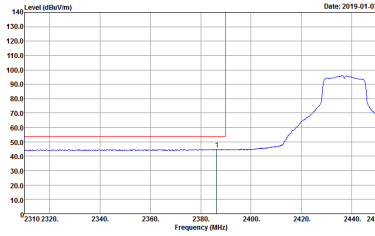
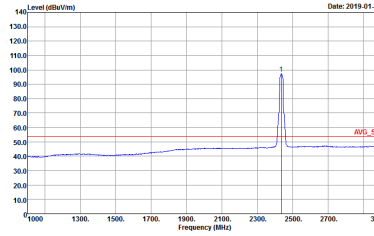
WIFI	2.4GHz 2400~2483.5MHz Band Edge @ 3m	
ANT	802.11g CH01 2412MHz	
2	Horizontal	Fundamental
Peak	 <p>Site : 03CH07-HY Condition : PEAK_BE_74 3m HF_ANT_00075962 HORIZONTAL Detector : Peak Project : 8N2626 Mode : 28</p>	 <p>Site : 03CH07-HY Condition : PEAK_74 3m HF_ANT_00075962 HORIZONTAL Detector : Peak Project : 8N2626 Mode : 28</p>
Avg.	 <p>Site : 03CH07-HY Condition : AVG_BE_54 3m HF_ANT_00075962 HORIZONTAL Detector : Peak Project : 8N2626 Mode : 28</p>	 <p>Site : 03CH07-HY Condition : AVG_54 3m HF_ANT_00075962 HORIZONTAL Detector : Peak Project : 8N2626 Mode : 28</p>



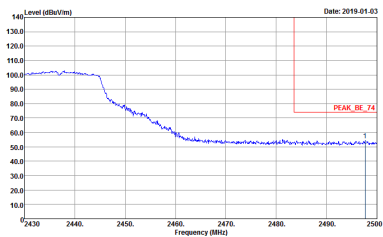
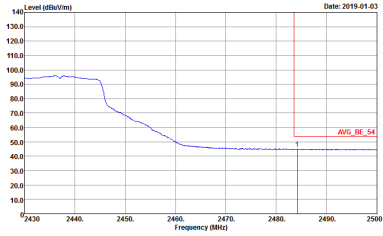
WIFI	2.4GHz 2400~2483.5MHz Band Edge @ 3m	
ANT	802.11g CH01 2412MHz	
2	Vertical	Fundamental
<p><b>Peak</b></p>	 <p>Date: 2019-01-03</p> <p>Site : 03CH07-HY            Condition : PEAK_BE_74 3m HF_ANT_00075962 VERTICAL            RBW:1000.000kHz VBW:3000.000kHz SWT:Auto            Detector : Peak            Project : 8N2626            Mode : 28</p>	 <p>Date: 2019-01-03</p> <p>Site : 03CH07-HY            Condition : PEAK_74 3m HF_ANT_00075962 VERTICAL            RBW:1000.000kHz VBW:3000.000kHz SWT:Auto            Detector : Peak            Project : 8N2626            Mode : 28</p>
<p><b>Avg.</b></p>	 <p>Date: 2019-01-03</p> <p>Site : 03CH07-HY            Condition : AVG_BE_54 3m HF_ANT_00075962 VERTICAL            RBW:1000.000kHz VBW:1.000kHz SWT:Auto            Detector : Peak            Project : 8N2626            Mode : 28</p>	 <p>Date: 2019-01-03</p> <p>Site : 03CH07-HY            Condition : AVG_54 3m HF_ANT_00075962 VERTICAL            RBW:1000.000kHz VBW:1.000kHz SWT:Auto            Detector : Peak            Project : 8N2626            Mode : 28</p>



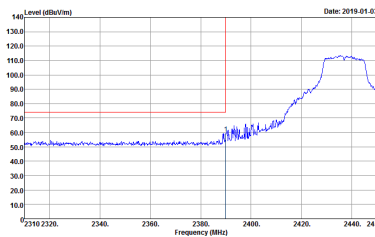
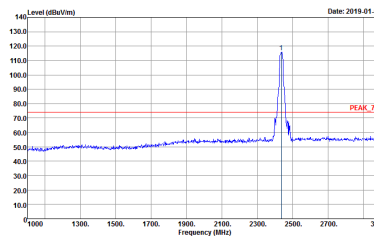
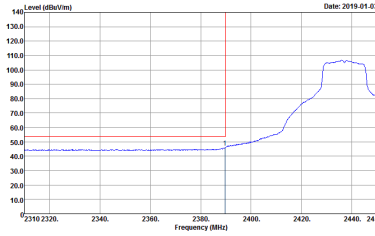
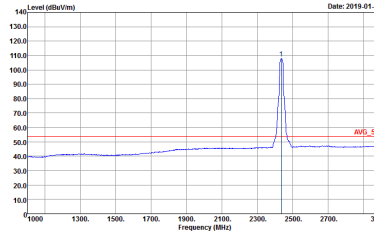


WIFI	2.4GHz 2400~2483.5MHz Band Edge @ 3m	
ANT	802.11g CH06 2437MHz - L	
2	Horizontal	Fundamental
Peak	 <p>Site : 03CH07-HY            Condition : PEAK_BE_74 3m HF_ANT_00075962 HORIZONTAL            Detector : Peak            Project : BN2626            Mode : Z9</p>	 <p>Site : 03CH07-HY            Condition : PEAK_74 3m HF_ANT_00075962 HORIZONTAL            Detector : Peak            Project : BN2626            Mode : Z9</p>
Avg.	 <p>Site : 03CH07-HY            Condition : AVG_BE_54 3m HF_ANT_00075962 HORIZONTAL            Detector : Peak            Project : BN2626            Mode : Z9</p>	 <p>Site : 03CH07-HY            Condition : AVG_54 3m HF_ANT_00075962 HORIZONTAL            Detector : Peak            Project : BN2626            Mode : Z9</p>

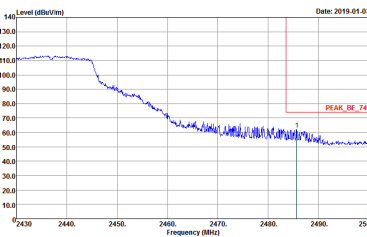
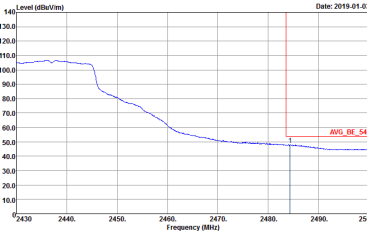


WIFI	2.4GHz 2400~2483.5MHz Band Edge @ 3m	
ANT	802.11g CH06 2437MHz - R	
2	Horizontal	Fundamental
Peak	 <p>Date: 2019-01-03</p> <p>Site : 03CH07-HY  Condition : PEAK_BE_74 3m HF_ANT_00075962 HORIZONTAL  Detector : Peak  Project : BN2626  Mode : Z9</p>	Left blank
Avg.	 <p>Date: 2019-01-03</p> <p>Site : 03CH07-HY  Condition : AVG_BE_54 3m HF_ANT_00075962 HORIZONTAL  Detector : Peak  Project : BN2626  Mode : Z9</p>	Left blank

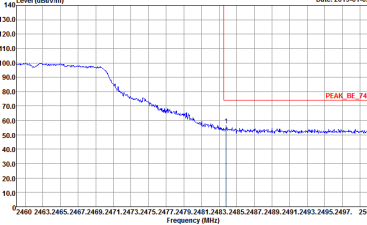
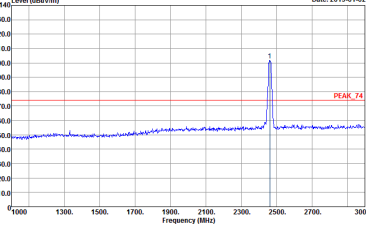
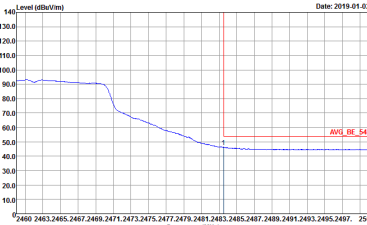
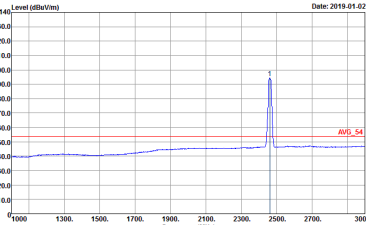


WIFI	2.4GHz 2400~2483.5MHz Band Edge @ 3m	
ANT	802.11g CH06 2437MHz - L	
2	Vertical	Fundamental
Peak	 <p>Date: 2019-01-03</p> <p>Site : 03CH07-HY            Condition : PEAK_BE_74 3m HF_ANT_00075962 VERTICAL            RBW:1000.000kHz VBW:3000.000kHz SWT:Auto            Detector : Peak            Project : BN2626            Mode : Z9</p>	 <p>Date: 2019-01-03</p> <p>Site : 03CH07-HY            Condition : PEAK_74 3m HF_ANT_00075962 VERTICAL            RBW:1000.000kHz VBW:3000.000kHz SWT:Auto            Detector : Peak            Project : BN2626            Mode : Z9</p>
Avg.	 <p>Date: 2019-01-03</p> <p>Site : 03CH07-HY            Condition : AVG_BE_54 3m HF_ANT_00075962 VERTICAL            RBW:1000.000kHz VBW:1.000kHz SWT:Auto            Detector : Peak            Project : BN2626            Mode : Z9</p>	 <p>Date: 2019-01-03</p> <p>Site : 03CH07-HY            Condition : AVG_54 3m HF_ANT_00075962 VERTICAL            RBW:1000.000kHz VBW:1.000kHz SWT:Auto            Detector : Peak            Project : BN2626            Mode : Z9</p>

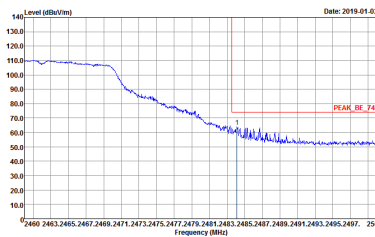
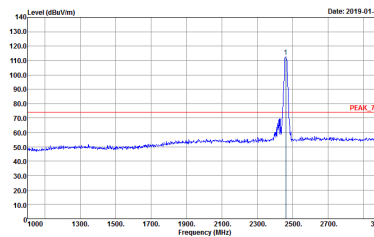
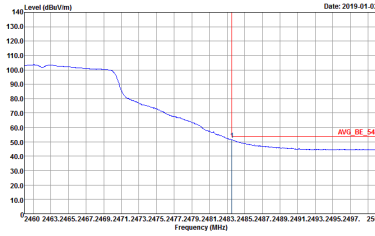
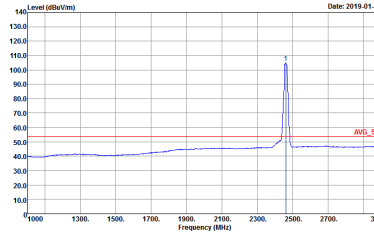


WIFI	2.4GHz 2400~2483.5MHz Band Edge @ 3m	
ANT	802.11g CH06 2437MHz - R	
2	Vertical	Fundamental
<p><b>Peak</b></p>	 <p>Date: 2019-01-03</p> <p>Site : 03CH07-HY            Condition : PEAK_BE_74 3m HF_ANT_00075962 VERTICAL            : RBW:1000.000kHz VBW:3000.000kHz SWT:Auto            Detector : Peak            Project : BN2626            Mode : Z9</p>	<p>Left Blank</p>
<p><b>Avg.</b></p>	 <p>Date: 2019-01-03</p> <p>Site : 03CH07-HY            Condition : AVG_BE_54 3m HF_ANT_00075962 VERTICAL            : RBW:1000.000kHz VBW:1.000kHz SWT:Auto            Detector : Peak            Project : BN2626            Mode : Z9</p>	<p>Left Blank</p>



WIFI	2.4GHz 2400~2483.5MHz Band Edge @ 3m	
ANT	802.11g CH11 2462MHz	
2	Horizontal	Fundamental
Peak	 <p>Site : 03CH07-HY            Condition : PEAK_BE_74 3m HF_ANT_00075962 HORIZONTAL            Detector : Peak            Project : BN2626            Mode : 30</p>	 <p>Site : 03CH07-HY            Condition : PEAK_74 3m HF_ANT_00075962 HORIZONTAL            Detector : Peak            Project : BN2626            Mode : 30</p>
Avg.	 <p>Site : 03CH07-HY            Condition : AVG_BE_54 3m HF_ANT_00075962 HORIZONTAL            Detector : Peak            Project : BN2626            Mode : 30</p>	 <p>Site : 03CH07-HY            Condition : AVG_54 3m HF_ANT_00075962 HORIZONTAL            Detector : Peak            Project : BN2626            Mode : 30</p>

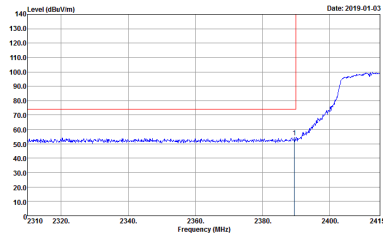
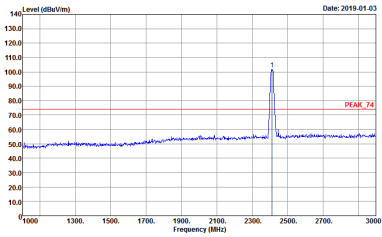
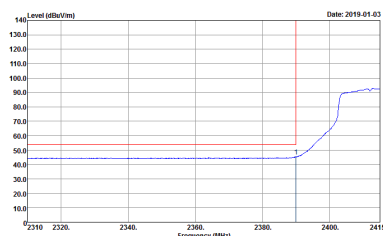
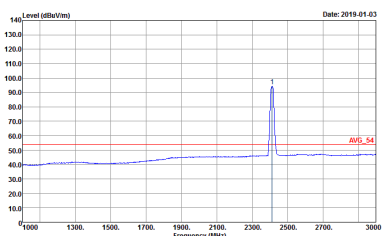


WIFI	2.4GHz 2400~2483.5MHz Band Edge @ 3m	
ANT	802.11g CH11 2462MHz	
2	Vertical	Fundamental
Peak	 <p>Date: 2019-01-02</p> <p>Site : 03CH07-HY            Condition : PEAK_BE_74 3m HF_ANT_00075962 VERTICAL            RBW:1000.000kHz VBW:3000.000kHz SWT:Auto            Detector : Peak            Project : BN2626            Mode : 30</p>	 <p>Date: 2019-01-02</p> <p>Site : 03CH07-HY            Condition : PEAK_74 3m HF_ANT_00075962 VERTICAL            RBW:1000.000kHz VBW:3000.000kHz SWT:Auto            Detector : Peak            Project : BN2626            Mode : 30</p>
Avg.	 <p>Date: 2019-01-02</p> <p>Site : 03CH07-HY            Condition : AVG_BE_54 3m HF_ANT_00075962 VERTICAL            RBW:1000.000kHz VBW:1.000kHz SWT:Auto            Detector : Peak            Project : BN2626            Mode : 30</p>	 <p>Date: 2019-01-02</p> <p>Site : 03CH07-HY            Condition : AVG_54 3m HF_ANT_00075962 VERTICAL            RBW:1000.000kHz VBW:1.000kHz SWT:Auto            Detector : Peak            Project : BN2626            Mode : 30</p>

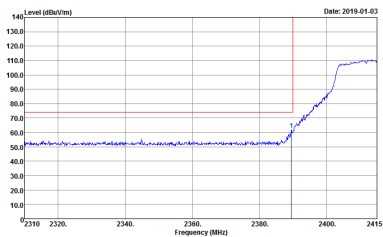
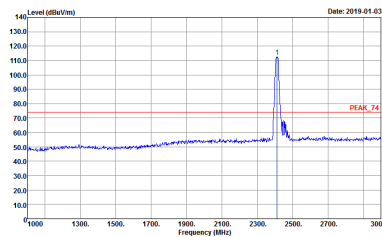
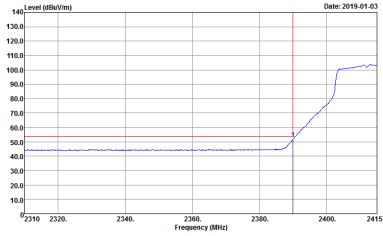
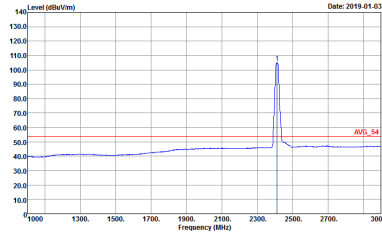


2.4GHz 2400~2483.5MHz

WIFI 802.11n HT20 (Band Edge @ 3m)

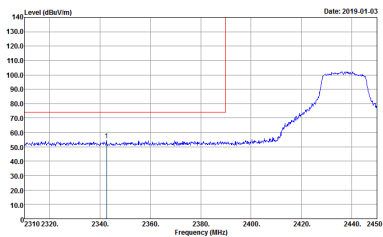
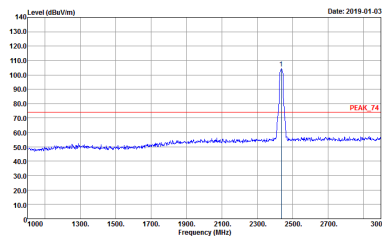
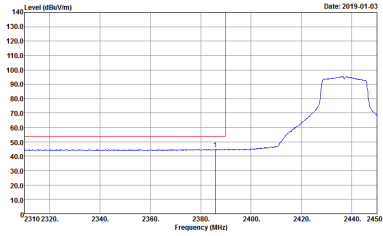
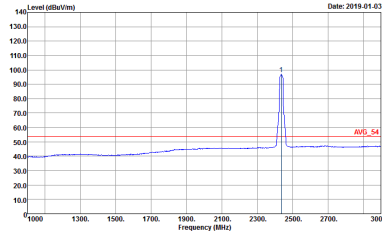
WIFI	2.4GHz 2400~2483.5MHz Band Edge @ 3m	
ANT	802.11n HT20 CH01 2412MHz	
2	Horizontal	Fundamental
<b>Peak</b>	 <p>Site : 03CH07-HY            Condition : PEAK_BE_74 3m HE_ANT_00075962 HORIZONTAL            Detector : Peak            Project : 8N2626            Mode : 34</p>	 <p>Site : 03CH07-HY            Condition : PEAK_74 3m HE_ANT_00075962 HORIZONTAL            Detector : Peak            Project : 8N2626            Mode : 34</p>
<b>Avg.</b>	 <p>Site : 03CH07-HY            Condition : AVG_BE_54 3m HE_ANT_00075962 HORIZONTAL            Detector : Peak            Project : 8N2626            Mode : 34</p>	 <p>Site : 03CH07-HY            Condition : AVG_54 3m HE_ANT_00075962 HORIZONTAL            Detector : Peak            Project : 8N2626            Mode : 34</p>



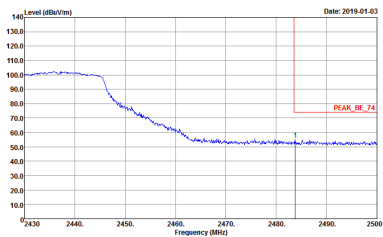
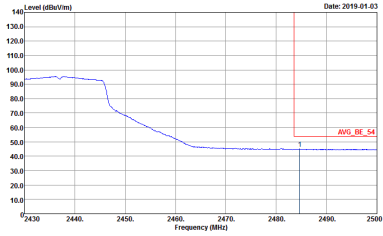
WIFI	2.4GHz 2400~2483.5MHz Band Edge @ 3m	
ANT	802.11n HT20 CH01 2412MHz	
2	Vertical	Fundamental
Peak	 <p>Site : 03CH07-HY            Condition : PEAK_BE_74 3m HF_ANT_00075962 VERTICAL            RBW:1000.000kHz VBW:3000.000kHz SWT:Auto            Detector : Peak            Project : BN2626            Mode : 34</p>	 <p>Site : 03CH07-HY            Condition : PEAK_74 3m HF_ANT_00075962 VERTICAL            RBW:1000.000kHz VBW:3000.000kHz SWT:Auto            Detector : Peak            Project : BN2626            Mode : 34</p>
Avg.	 <p>Site : 03CH07-HY            Condition : AVG_BE_54 3m HF_ANT_00075962 VERTICAL            RBW:1000.000kHz VBW:1.000kHz SWT:Auto            Detector : Peak            Project : BN2626            Mode : 34</p>	 <p>Site : 03CH07-HY            Condition : AVG_54 3m HF_ANT_00075962 VERTICAL            RBW:1000.000kHz VBW:1.000kHz SWT:Auto            Detector : Peak            Project : BN2626            Mode : 34</p>



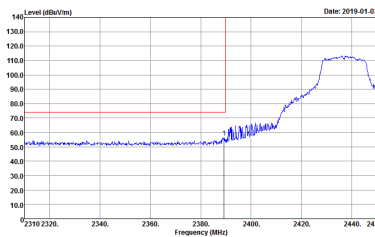
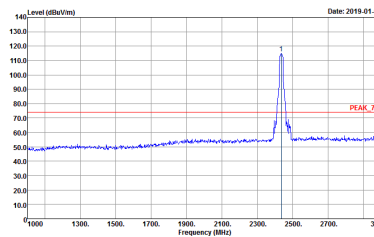
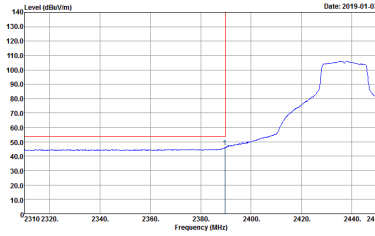
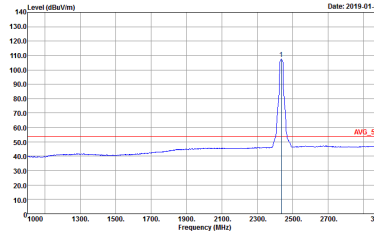


WIFI	2.4GHz 2400~2483.5MHz Band Edge @ 3m	
ANT	802.11n HT20 CH06 2437MHz - L	
2	Horizontal	Fundamental
Peak	 <p>Date: 2019-01-03</p> <p>Site : 03CH07-HY            Condition : PEAK_BE_74 3m HF_ANT_00075962 HORIZONTAL            RBW:1000.000kHz VBW:3000.000kHz SWT:Auto            Detector : Peak            Project : BN2626            Mode : 35</p>	 <p>Date: 2019-01-03</p> <p>Site : 03CH07-HY            Condition : PEAK_74 3m HF_ANT_00075962 HORIZONTAL            RBW:1000.000kHz VBW:3000.000kHz SWT:Auto            Detector : Peak            Project : BN2626            Mode : 35</p>
Avg.	 <p>Date: 2019-01-03</p> <p>Site : 03CH07-HY            Condition : AVG_BE_54 3m HF_ANT_00075962 HORIZONTAL            RBW:1000.000kHz VBW:1.000kHz SWT:Auto            Detector : Peak            Project : BN2626            Mode : 35</p>	 <p>Date: 2019-01-03</p> <p>Site : 03CH07-HY            Condition : AVG_54 3m HF_ANT_00075962 HORIZONTAL            RBW:1000.000kHz VBW:1.000kHz SWT:Auto            Detector : Peak            Project : BN2626            Mode : 35</p>

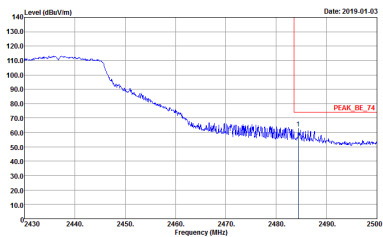
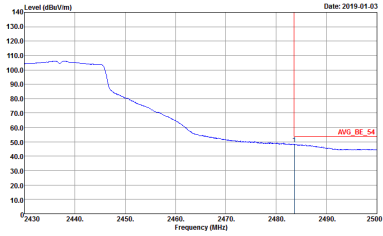


WIFI	2.4GHz 2400~2483.5MHz Band Edge @ 3m	
ANT	802.11n HT20 CH06 2437MHz - R	
2	Horizontal	Fundamental
<p><b>Peak</b></p>	 <p>Date: 2019-01-03</p> <p>Site : 03CH07-HY            Condition : PEAK_BE_74 3m HF_ANT_00075962 HORIZONTAL            : RBW:1000.000kHz VBW:3000.000kHz SWT:Auto            Detector : Peak            Project : BN2626            Mode : 35</p>	<p>Left blank</p>
<p><b>Avg.</b></p>	 <p>Date: 2019-01-03</p> <p>Site : 03CH07-HY            Condition : AVG_BE_54 3m HF_ANT_00075962 HORIZONTAL            : RBW:1000.000kHz VBW:1.000kHz SWT:Auto            Detector : Peak            Project : BN2626            Mode : 35</p>	<p>Left blank</p>

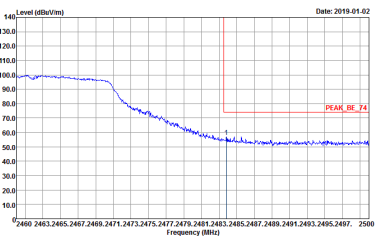
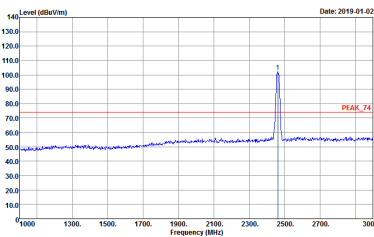
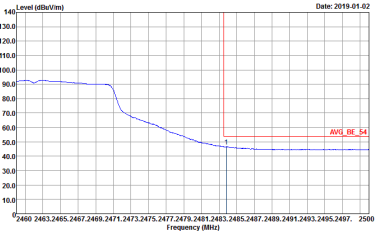
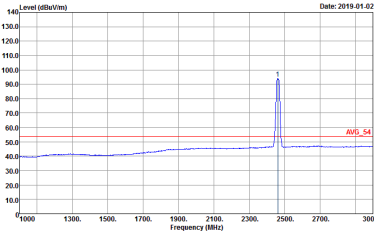


WIFI	2.4GHz 2400~2483.5MHz Band Edge @ 3m	
ANT	802.11n HT20 CH06 2437MHz - L	
2	Vertical	Fundamental
Peak	 <p>Date: 2019-01-03</p> <p>Site : 03CH07-HY            Condition : PEAK_BE_74 3m HF_ANT_00075962 VERTICAL            RBW:1000.000kHz VBW:3000.000kHz SWT:Auto            Detector : Peak            Project : BN2626            Mode : 35</p>	 <p>Date: 2019-01-03</p> <p>Site : 03CH07-HY            Condition : PEAK_74 3m HF_ANT_00075962 VERTICAL            RBW:1000.000kHz VBW:3000.000kHz SWT:Auto            Detector : Peak            Project : BN2626            Mode : 35</p>
Avg.	 <p>Date: 2019-01-03</p> <p>Site : 03CH07-HY            Condition : AVG_BE_54 3m HF_ANT_00075962 VERTICAL            RBW:1000.000kHz VBW:1.000kHz SWT:Auto            Detector : Peak            Project : BN2626            Mode : 35</p>	 <p>Date: 2019-01-03</p> <p>Site : 03CH07-HY            Condition : AVG_54 3m HF_ANT_00075962 VERTICAL            RBW:1000.000kHz VBW:1.000kHz SWT:Auto            Detector : Peak            Project : BN2626            Mode : 35</p>



WIFI	2.4GHz 2400~2483.5MHz Band Edge @ 3m	
ANT	802.11n HT20 CH06 2437MHz - R	
2	Vertical	Fundamental
<p><b>Peak</b></p>	 <p>Date: 2019-01-03</p> <p>Site : 03CH07-HY            Condition : PEAK_BE_74 3m HF_ANT_00075962 VERTICAL            Detector : Peak            Project : BN2626            Mode : 35</p>	<p>Left Blank</p>
<p><b>Avg.</b></p>	 <p>Date: 2019-01-03</p> <p>Site : 03CH07-HY            Condition : AVG_BE_54 3m HF_ANT_00075962 VERTICAL            Detector : Peak            Project : BN2626            Mode : 35</p>	<p>Left Blank</p>



WIFI	2.4GHz 2400~2483.5MHz Band Edge @ 3m	
ANT	802.11n HT20 CH11 2462MHz	
2	Horizontal	Fundamental
Peak	 <p>Date: 2019-01-02</p> <p>Site : 03CH07-HY            Condition : PEAK_BE_74 3m HF_ANT_00075962 HORIZONTAL            RBW:1000.000kHz VBW:3000.000kHz SWT:Auto            Detector : Peak            Project : BN2626            Mode : 36</p>	 <p>Date: 2019-01-02</p> <p>Site : 03CH07-HY            Condition : PEAK_74 3m HF_ANT_00075962 HORIZONTAL            RBW:1000.000kHz VBW:3000.000kHz SWT:Auto            Detector : Peak            Project : BN2626            Mode : 36</p>
Avg.	 <p>Date: 2019-01-02</p> <p>Site : 03CH07-HY            Condition : AVG_BE_54 3m HF_ANT_00075962 HORIZONTAL            RBW:1000.000kHz VBW:1.000kHz SWT:Auto            Detector : Peak            Project : BN2626            Mode : 36</p>	 <p>Date: 2019-01-02</p> <p>Site : 03CH07-HY            Condition : AVG_54 3m HF_ANT_00075962 HORIZONTAL            RBW:1000.000kHz VBW:1.000kHz SWT:Auto            Detector : Peak            Project : BN2626            Mode : 36</p>

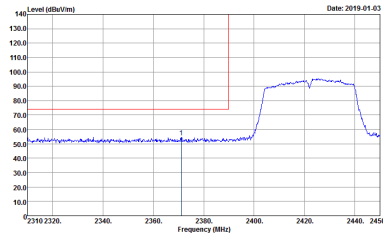
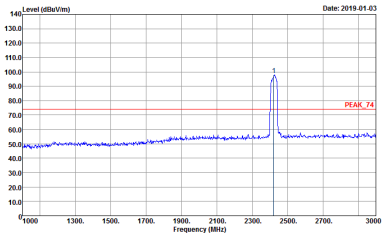
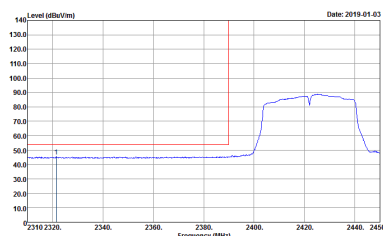
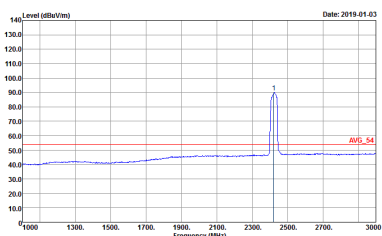


WIFI	2.4GHz 2400~2483.5MHz Fundamental @ 3m	
ANT	802.11n HT20 CH11 2462MHz	
2	Vertical	Fundamental
Peak	<p>Site : 03CH07-HY            Condition : PEAK_BE_74 3m HF_ANT_00075962 VERTICAL            Detector : Peak            Project : BN2626            Mode : 36</p>	<p>Site : 03CH07-HY            Condition : PEAK_74 3m HF_ANT_00075962 VERTICAL            Detector : Peak            Project : BN2626            Mode : 36</p>
Avg.	<p>Site : 03CH07-HY            Condition : AVG_BE_54 3m HF_ANT_00075962 VERTICAL            Detector : Peak            Project : BN2626            Mode : 36</p>	<p>Site : 03CH07-HY            Condition : AVG_54 3m HF_ANT_00075962 VERTICAL            Detector : Peak            Project : BN2626            Mode : 36</p>



2.4GHz 2400~2483.5MHz

WIFI 802.11n HT40 (Band Edge @ 3m)

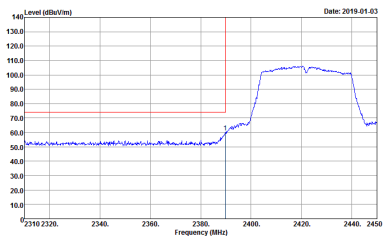
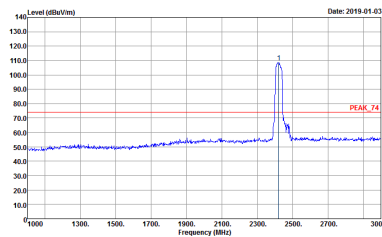
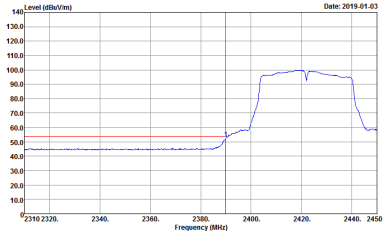
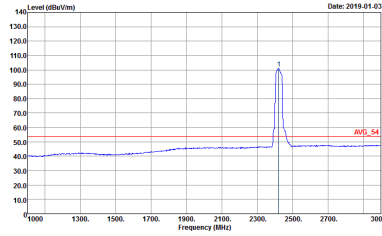
WIFI	2.4GHz 2400~2483.5MHz Band Edge @ 3m	
ANT	802.11n HT40 CH03 2422MHz - L	
2	Horizontal	Fundamental
Peak	 <p>Site : 03CH07-HY            Condition : PEAK_BE_74 3m HF_ANT_00075962 HORIZONTAL            Detector : Peak            Project : 8N2626            Mode : 40</p>	 <p>Site : 03CH07-HY            Condition : PEAK_74 3m HF_ANT_00075962 HORIZONTAL            Detector : Peak            Project : 8N2626            Mode : 40</p>
Avg.	 <p>Site : 03CH07-HY            Condition : AVG_BE_54 3m HF_ANT_00075962 HORIZONTAL            Detector : Peak            Project : 8N2626            Mode : 40</p>	 <p>Site : 03CH07-HY            Condition : AVG_54 3m HF_ANT_00075962 HORIZONTAL            Detector : Peak            Project : 8N2626            Mode : 40</p>



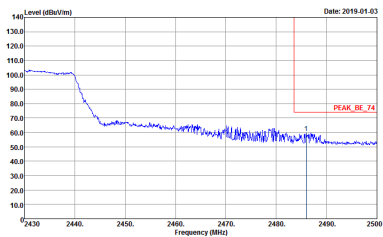
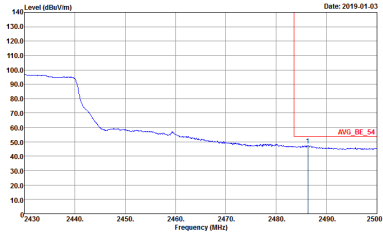
WIFI	2.4GHz 2400~2483.5MHz Band Edge @ 3m	
ANT	802.11n HT40 CH03 2422MHz - R	
2	Horizontal	Fundamental
<b>Peak</b>	<p>Site : 03CH07-HY Condition : PEAK_BE_74 3m HF_ANT_00075962 HORIZONTAL Detector : Peak Project : BN2626 Mode : 40</p>	Left Blank
<b>Avg.</b>	<p>Site : 03CH07-HY Condition : AVG_BE_54 3m HF_ANT_00075962 HORIZONTAL Detector : Peak Project : BN2626 Mode : 40</p>	Left Blank



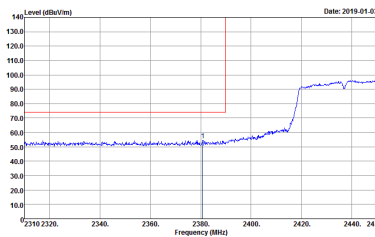
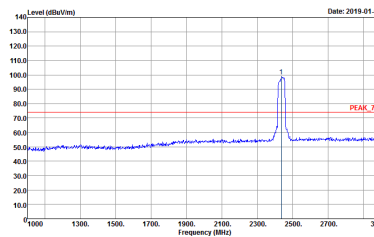
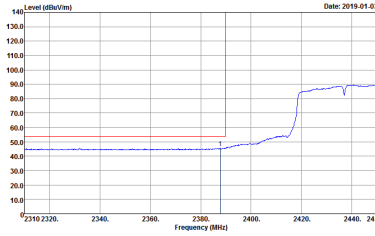
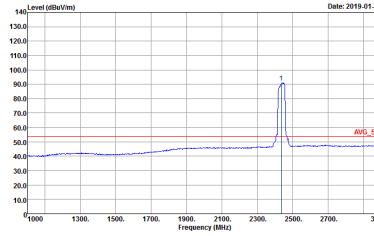


WIFI	2.4GHz 2400~2483.5MHz Band Edge @ 3m	
ANT	802.11n HT40 CH03 2422MHz - L	
2	Vertical	Fundamental
Peak	 <p>Date: 2019-01-03</p> <p>Site : 03CH07-HY            Condition : PEAK_BE_74 3m HF_ANT_00075962 VERTICAL            RBW:1000.000kHz VBW:3000.000kHz SWT:Auto            Detector : Peak            Project : BN2626            Mode : 40</p>	 <p>Date: 2019-01-03</p> <p>Site : 03CH07-HY            Condition : PEAK_74 3m HF_ANT_00075962 VERTICAL            RBW:1000.000kHz VBW:3000.000kHz SWT:Auto            Detector : Peak            Project : BN2626            Mode : 40</p>
Avg.	 <p>Date: 2019-01-03</p> <p>Site : 03CH07-HY            Condition : AVG_BE_54 3m HF_ANT_00075962 VERTICAL            RBW:1000.000kHz VBW:3.000kHz SWT:Auto            Detector : Peak            Project : BN2626            Mode : 40</p>	 <p>Date: 2019-01-03</p> <p>Site : 03CH07-HY            Condition : AVG_54 3m HF_ANT_00075962 VERTICAL            RBW:1000.000kHz VBW:3.000kHz SWT:Auto            Detector : Peak            Project : BN2626            Mode : 40</p>



WIFI	2.4GHz 2400~2483.5MHz Band Edge @ 3m	
ANT	802.11n HT40 CH03 2422MHz - R	
2	Vertical	Fundamental
<p><b>Peak</b></p>	 <p>Site : 03CH07-HY            Condition : PEAK_BE_74 3m HF_ANT_00075962 VERTICAL            Detector : Peak            Project : BN2626            Mode : 40</p>	<p>Left blank</p>
<p><b>Avg.</b></p>	 <p>Site : 03CH07-HY            Condition : AVG_BE_54 3m HF_ANT_00075962 VERTICAL            Detector : Peak            Project : BN2626            Mode : 40</p>	<p>Left blank</p>



WIFI	2.4GHz 2400~2483.5MHz Band Edge @ 3m	
ANT	802.11n HT40 CH06 2437MHz - L	
2	Horizontal	Fundamental
Peak	 <p>Date: 2019-01-03</p> <p>Site : 03CH07-HY            Condition : PEAK_BE_74 3m HF_ANT_00075962 HORIZONTAL            RBW:1000.000kHz VBW:3000.000kHz SWT:Auto            Detector : Peak            Project : BN2626            Mode : 41</p>	 <p>Date: 2019-01-03</p> <p>Site : 03CH07-HY            Condition : PEAK_74 3m HF_ANT_00075962 HORIZONTAL            RBW:1000.000kHz VBW:3000.000kHz SWT:Auto            Detector : Peak            Project : BN2626            Mode : 41</p>
Avg.	 <p>Date: 2019-01-03</p> <p>Site : 03CH07-HY            Condition : AVG_BE_54 3m HF_ANT_00075962 HORIZONTAL            RBW:1000.000kHz VBW:3.000kHz SWT:Auto            Detector : Peak            Project : BN2626            Mode : 41</p>	 <p>Date: 2019-01-03</p> <p>Site : 03CH07-HY            Condition : AVG_54 3m HF_ANT_00075962 HORIZONTAL            RBW:1000.000kHz VBW:3.000kHz SWT:Auto            Detector : Peak            Project : BN2626            Mode : 41</p>



WIFI	2.4GHz 2400~2483.5MHz Band Edge @ 3m	
ANT	802.11n HT40 CH06 2437MHz - R	
2	Horizontal	Fundamental
<b>Peak</b>	<p>Site : 03CH07-HY Condition : PEAK_BE_74 3m HF_ANT_00075962 HORIZONTAL Detector : Peak Project : BN2626 Mode : 41</p>	Left blank
<b>Avg.</b>	<p>Site : 03CH07-HY Condition : AVG_BE_54 3m HF_ANT_00075962 HORIZONTAL Detector : Peak Project : BN2626 Mode : 41</p>	Left blank

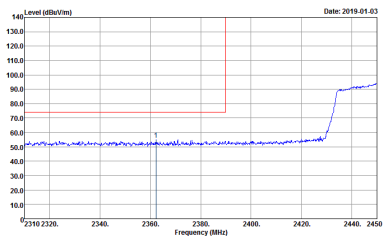
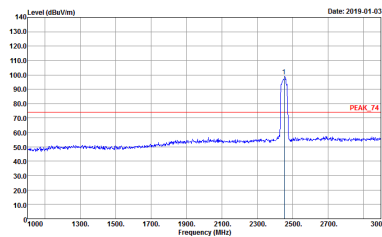
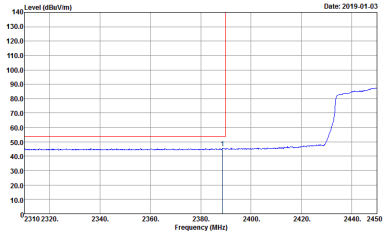
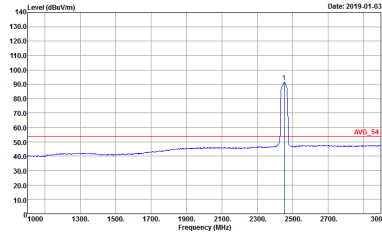


WIFI	2.4GHz 2400~2483.5MHz Band Edge @ 3m	
ANT	802.11n HT40 CH06 2437MHz - L	
2	Vertical	Fundamental
Peak	<p>Site : 03CH07-HY            Condition : PEAK_BE_74 3m HF_ANT_00075962 VERTICAL            RBW:1000.000kHz VBW:3000.000kHz SWT:Auto            Detector : Peak            Project : BN2626            Mode : 41</p>	<p>Site : 03CH07-HY            Condition : PEAK_74 3m HF_ANT_00075962 VERTICAL            RBW:1000.000kHz VBW:3000.000kHz SWT:Auto            Detector : Peak            Project : BN2626            Mode : 41</p>
	<p>Site : 03CH07-HY            Condition : AVG_BE_54 3m HF_ANT_00075962 VERTICAL            RBW:1000.000kHz VBW:3.000kHz SWT:Auto            Detector : Peak            Project : BN2626            Mode : 41</p>	<p>Site : 03CH07-HY            Condition : AVG_54 3m HF_ANT_00075962 VERTICAL            RBW:1000.000kHz VBW:3.000kHz SWT:Auto            Detector : Peak            Project : BN2626            Mode : 41</p>
Avg.		



WIFI	2.4GHz 2400~2483.5MHz Band Edge @ 3m	
ANT	802.11n HT40 CH06 2437MHz - R	
2	Vertical	Fundamental
<b>Peak</b>	<p>Site : 03CH07-HY Condition : PEAK_BE_74 3m HF_ANT_00075962 VERTICAL Detector : RBW:1000.000kHz VBW:3000.000kHz SWT:Auto Project : BN2626 Mode : 41</p>	Left blank
<b>Avg.</b>	<p>Site : 03CH07-HY Condition : AVG_BE_54 3m HF_ANT_00075962 VERTICAL Detector : RBW:1000.000kHz VBW:3.000kHz SWT:Auto Project : BN2626 Mode : 41</p>	Left blank



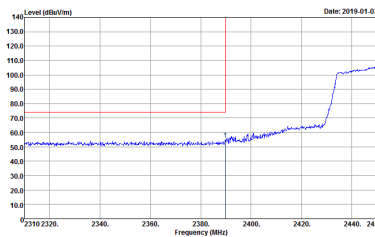
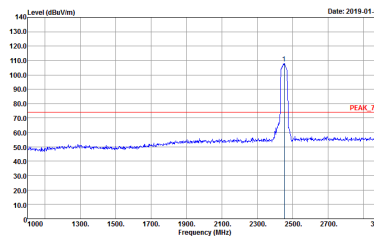
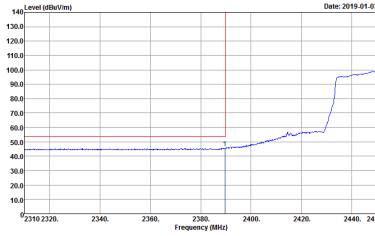
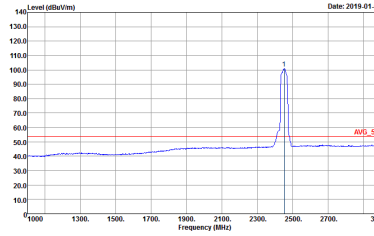
WIFI	2.4GHz 2400~2483.5MHz Band Edge @ 3m	
ANT	802.11n HT40 CH09 2452MHz - L	
2	Horizontal	Fundamental
Peak	 <p>Date: 2019-01-03</p> <p>Site : 03CH07-HY            Condition : PEAK_BE_74 3m HF_ANT_00075962 HORIZONTAL            RBW:1000.000kHz VBW:3000.000kHz SWT:Auto            Detector : Peak            Project : BN2626            Mode : 42</p>	 <p>Date: 2019-01-03</p> <p>Site : 03CH07-HY            Condition : PEAK_74 3m HF_ANT_00075962 HORIZONTAL            RBW:1000.000kHz VBW:3000.000kHz SWT:Auto            Detector : Peak            Project : BN2626            Mode : 42</p>
Avg.	 <p>Date: 2019-01-03</p> <p>Site : 03CH07-HY            Condition : AVG_BE_54 3m HF_ANT_00075962 HORIZONTAL            RBW:1000.000kHz VBW:3.000kHz SWT:Auto            Detector : Peak            Project : BN2626            Mode : 42</p>	 <p>Date: 2019-01-03</p> <p>Site : 03CH07-HY            Condition : AVG_54 3m HF_ANT_00075962 HORIZONTAL            RBW:1000.000kHz VBW:3.000kHz SWT:Auto            Detector : Peak            Project : BN2626            Mode : 42</p>



WIFI	2.4GHz 2400~2483.5MHz Band Edge @ 3m	
ANT	802.11n HT40 CH09 2452MHz - R	
2	Horizontal	Fundamental
<p><b>Peak</b></p>		<p>Left blank</p>
<p><b>Avg.</b></p>		<p>Left blank</p>





WIFI	2.4GHz 2400~2483.5MHz Band Edge @ 3m	
ANT	802.11n HT40 CH09 2452MHz - L	
2	Vertical	Fundamental
Peak	 <p>Date: 2019-01-03</p> <p>Site : 03CH07-HY            Condition : PEAK_BE_74 3m HF_ANT_00075962 VERTICAL            RBW:1000.000kHz VBW:3000.000kHz SWT:Auto            Detector : Peak            Project : BN2626            Mode : 42</p>	 <p>Date: 2019-01-03</p> <p>Site : 03CH07-HY            Condition : PEAK_74 3m HF_ANT_00075962 VERTICAL            RBW:1000.000kHz VBW:3000.000kHz SWT:Auto            Detector : Peak            Project : BN2626            Mode : 42</p>
Avg.	 <p>Date: 2019-01-03</p> <p>Site : 03CH07-HY            Condition : AVG_BE_54 3m HF_ANT_00075962 VERTICAL            RBW:1000.000kHz VBW:3.000kHz SWT:Auto            Detector : Peak            Project : BN2626            Mode : 42</p>	 <p>Date: 2019-01-03</p> <p>Site : 03CH07-HY            Condition : AVG_54 3m HF_ANT_00075962 VERTICAL            RBW:1000.000kHz VBW:3.000kHz SWT:Auto            Detector : Peak            Project : BN2626            Mode : 42</p>

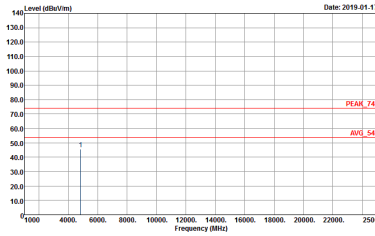
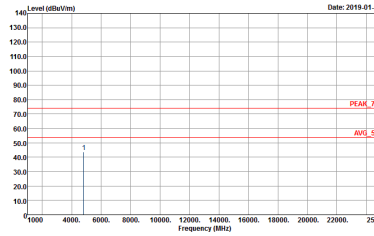


WIFI	2.4GHz 2400~2483.5MHz Band Edge @ 3m	
ANT	802.11n HT40 CH09 2452MHz - R	
2	Vertical	Fundamental
Peak	<p>Site : 03CH07-HY Condition : PEAK_BE_74 3m HF_ANT_00075962 VERTICAL Detector : Peak Project : BN2626 Mode : 42</p>	Left blank
Avg.	<p>Site : 03CH07-HY Condition : AVG_BE_54 3m HF_ANT_00075962 VERTICAL Detector : Peak Project : BN2626 Mode : 42</p>	Left blank



2.4GHz 2400~2483.5MHz

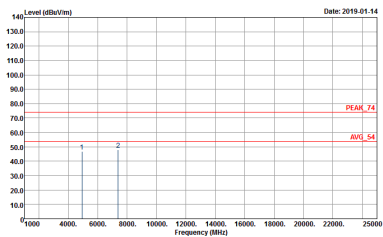
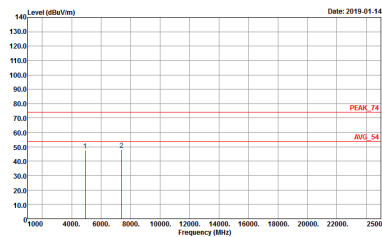
WIFI 802.11b (Harmonic @ 3m)

WIFI	2.4GHz 2400~2483.5MHz Harmonic @ 3m	
ANT	802.11b CH01 2412MHz	
2	Horizontal	Vertical
<p><b>Peak</b></p> <p><b>Avg.</b></p>	 <p>Site : 09CH07-HY            Condition : PEAK_74 3m SHF-EHF_131029 HORIZONTAL            Detector : Peak            Project : 8N2626            Mode : 22</p>	 <p>Site : 09CH07-HY            Condition : PEAK_74 3m SHF-EHF_131029 VERTICAL            Detector : Peak            Project : 8N2626            Mode : 22</p>



WIFI	2.4GHz 2400~2483.5MHz Harmonic @ 3m	
ANT	802.11b CH06 2437MHz	
2	Horizontal	Vertical
Peak Avg.	<p>Site : ESCH07-HY Condition : PEAK_74 3m SHF-EHF_131029 HORIZONTAL Detector : Peak Project : 8N2626 Mode : 23</p>	<p>Site : ESCH07-HY Condition : PEAK_74 3m SHF-EHF_131029 VERTICAL Detector : Peak Project : 8N2626 Mode : 23</p>



WIFI	2.4GHz 2400~2483.5MHz Harmonic @ 3m	
ANT	802.11b CH11 2462MHz	
2	Horizontal	Vertical
<p>Peak</p> <p>Avg.</p>	 <p>Site : E3CH07-HY          Condition : PEAK_74 3m SHF-EHF_131029 HORIZONTAL          Detector : Peak          Project : 8N2626          Mode : 24</p>	 <p>Site : E3CH07-HY          Condition : PEAK_74 3m SHF-EHF_131029 VERTICAL          Detector : Peak          Project : 8N2626          Mode : 24</p>

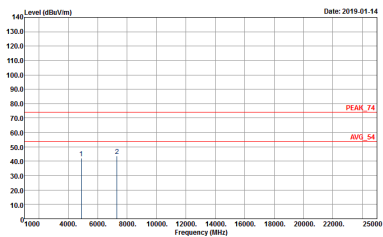
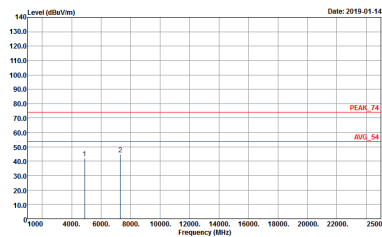


2.4GHz 2400~2483.5MHz

WIFI 802.11g (Harmonic @ 3m)

WIFI	2.4GHz 2400~2483.5MHz Harmonic @ 3m	
ANT	802.11g CH01 2412MHz	
2	Horizontal	Vertical
<p><b>Peak</b></p> <p><b>Avg.</b></p>	<p>Site : 09CH07-HY            Condition : PEAK_74 3m SHF-EHF_131029 HORIZONTAL            Detector : Peak            Project : 8N2626            Mode : 28</p>	<p>Site : 09CH07-HY            Condition : PEAK_74 3m SHF-EHF_131029 VERTICAL            Detector : Peak            Project : 8N2626            Mode : 28</p>



WIFI	2.4GHz 2400~2483.5MHz Harmonic @ 3m	
ANT	802.11g CH06 2437MHz	
2	Horizontal	Vertical
<p>Peak</p> <p>Avg.</p>	 <p>Site : ESCH07-HY          Condition : PEAK_74 3m SHF-EHF_131029 HORIZONTAL          Detector : Peak          Project : 8N2626          Mode : 29</p>	 <p>Site : ESCH07-HY          Condition : PEAK_74 3m SHF-EHF_131029 VERTICAL          Detector : Peak          Project : 8N2626          Mode : 29</p>