

## Appendix B. Setup Photographs


### <Conducted Emission>




<Radiated Emission>

<X Plane for 2.4GHz>

LF




HF



<Radiated Emission>

<Z Plane for 5GHz>

LF



HF

