

System Check_Head_13MHz

DUT: CLA13-1022

Communication System: CW; Frequency: 13 MHz; Duty Cycle: 1:1

Medium: HSL_13_240604 Medium parameters used : $f = 13 \text{ MHz}$; $\sigma = 0.757 \text{ S/m}$; $\epsilon_r = 54.635$; $\rho = 1000 \text{ kg/m}^3$

Ambient Temperature : $23.6 \text{ }^\circ\text{C}$; Liquid Temperature : $22.6 \text{ }^\circ\text{C}$

DASY5 Configuration:

- Probe: EX3DV4 - SN3642; ConvF(14.84, 14.84, 14.84) @ 13.56 MHz; Calibrated: 2024/4/25
- Sensor-Surface: 1.4mm (Mechanical Surface Detection)
- Electronics: DAE4 Sn778; Calibrated: 2024/1/22
- Phantom: ELI v4.0_Mid; Type: QDOVA001AA; Serial: TP:1026
- Measurement SW: DASY52, Version 52.10 (4); SEMCAD X Version 14.6.14 (7501)

Pin=1000mW/Area Scan (81x81x1): Interpolated grid: $dx=1.500 \text{ mm}$, $dy=1.500 \text{ mm}$

Maximum value of SAR (interpolated) = 1.01 W/kg

Pin=1000mW/Zoom Scan (5x5x7)/Cube 0: Measurement grid: $dx=8\text{mm}$, $dy=8\text{mm}$, $dz=5\text{mm}$

Reference Value = 38.53 V/m ; Power Drift = -0.07 dB

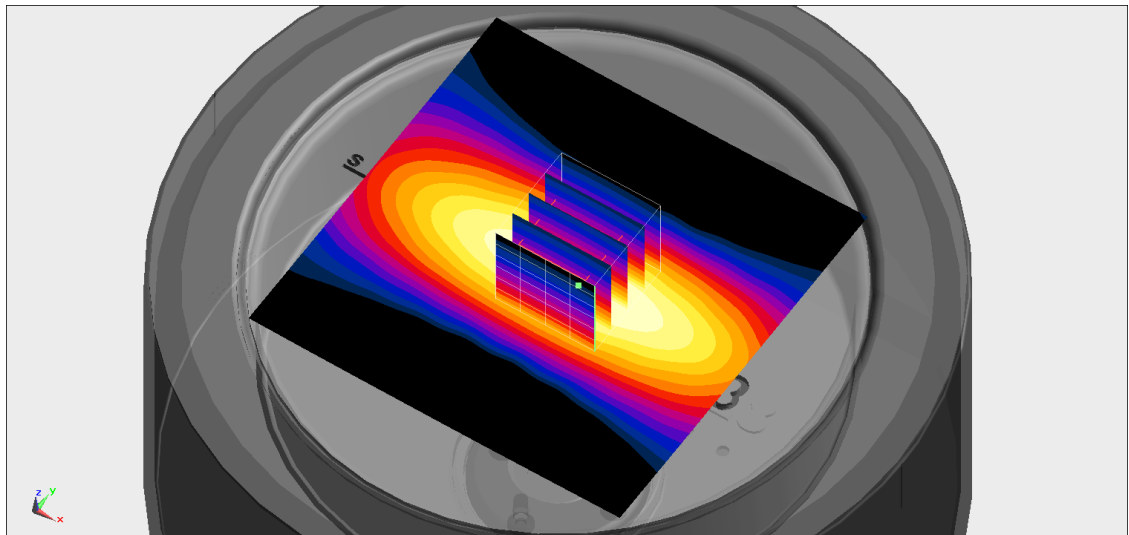
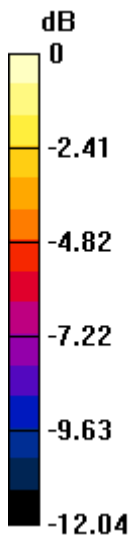
Peak SAR (extrapolated) = 1.33 W/kg

SAR(1 g) = 0.603 W/kg ; SAR(10 g) = 0.356 W/kg

Smallest distance from peaks to all points 3 dB below = 16 mm

Ratio of SAR at M2 to SAR at M1 = 44%

Maximum value of SAR (measured) = 1.08 W/kg



0 dB = 1.08 W/kg = 0.35 dBW/kg

System Check_Head_2450MHz

DUT: D2450V2 - SN929

Communication System: CW; Frequency: 2450.000 MHz

Medium: HSL_2450_240517 Medium parameters used: $f=2450.000$ MHz; $\sigma=1.79$ S/m; $\epsilon_r=39.1$

Ambient Temperature: 23.4°C; Liquid Temperature: 22.4°C

DASY8 Configuration:

- Probe: EX3DV4 - SN7822; ConvF(6.89, 6.89, 7.21); Calibrated: 2023-08-02
- Sensor-Surface: 1.4 mm
- Electronics: DAE4ip Sn1823; Calibrated: 2023-07-31
- Phantom: ELI V8.0 (20deg probe tilt); Serial: 2211; Section: Flat
- Measurement Software: 16.2.4.2524
- UID: CW, 0--

Pin=20.0dBm/Area Scan (40.0 mm x 80.0 mm): Measurement Grid: 10.0 mm x 10.0 mm

SAR (1g) = 5.17 W/kg; SAR (10g) = 2.52 W/kg;

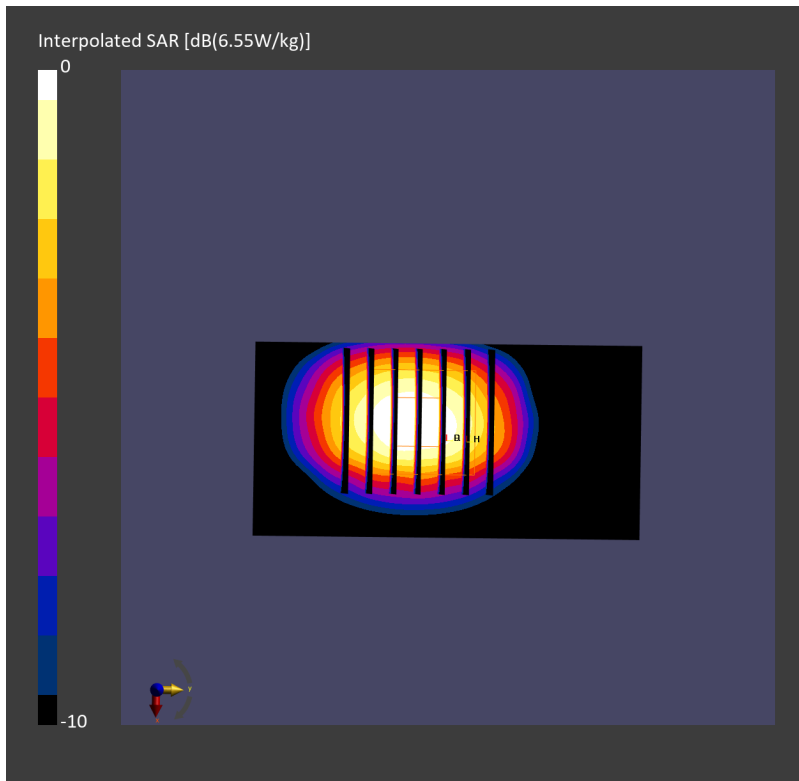
Pin=20.0dBm/Zoom Scan (30.0 mm x 30.0 mm x 30.0 mm): Measurement Grid: 5.0 mm x 5.0 mm x 1.5 mm

Power Drift = 0.01 dB

SAR (1g) = 5.34 W/kg; SAR (8g) = 2.79 W/kg; SAR (10g) = 2.53 W/kg

Smallest distance from peaks to all points 3 dB below = 9.0 mm

Ratio of SAR at M2 to SAR at M1 = 80.8 %



System Check_Head_2450MHz

DUT: D2450V2 - SN736

Communication System: CW; Frequency: 2450.000 MHz

Medium: HSL_2450_240520 Medium parameters used: $f=2450.000$ MHz; $\sigma=1.84$ S/m; $\epsilon_r=38.8$

Ambient Temperature: 23.6°C; Liquid Temperature: 22.6°C

DASY8 Configuration:

- Probe: EX3DV4 - SN7822; ConvF(6.89, 6.89, 7.21); Calibrated: 2023-08-02
- Sensor-Surface: 1.4 mm
- Electronics: DAE4ip Sn1823; Calibrated: 2023-07-31
- Phantom: ELI V8.0 (20deg probe tilt); Serial: 2211; Section: Flat
- Measurement Software: 16.2.4.2524
- UID: CW, 0--

Pin=17.0dBm/Area Scan (40.0 mm x 80.0 mm): Measurement Grid: 10.0 mm x 10.0 mm

SAR (1g) = 2.45 W/kg; SAR (10g) = 1.17 W/kg;

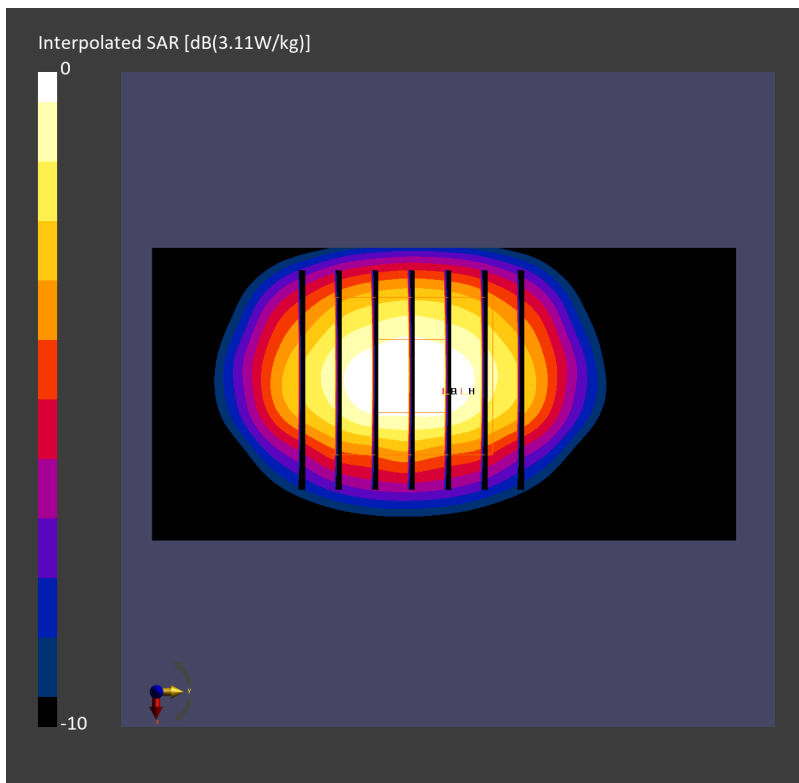
Pin=17.0dBm/Zoom Scan (30.0 mm x 30.0 mm x 30.0 mm): Measurement Grid: 5.0 mm x 5.0 mm x 1.5 mm

Power Drift = -0.02 dB

SAR (1g) = 2.46 W/kg; SAR (8g) = 1.27 W/kg; SAR (10g) = 1.15 W/kg

Smallest distance from peaks to all points 3 dB below = 9.0 mm

Ratio of SAR at M2 to SAR at M1 = 80.4 %



System Check_Head_2450MHz

DUT: D2450V2 - SN736

Communication System: CW; Frequency: 2450.000 MHz

Medium: HSL_2450_240527 Medium parameters used: $f=2450.000$ MHz; $\sigma=1.84$ S/m; $\epsilon_r=39.4$

Ambient Temperature: 23.3°C; Liquid Temperature: 22.3°C

DASY8 Configuration:

- Probe: EX3DV4 - SN7822; ConvF(6.89, 6.89, 7.21); Calibrated: 2023-08-02
- Sensor-Surface: 1.4 mm
- Electronics: DAE4ip Sn1823; Calibrated: 2023-07-31
- Phantom: ELI V8.0 (20deg probe tilt); Serial: 2211; Section: Flat
- Measurement Software: 16.2.4.2524
- UID: CW, 0--

Pin=17.0dBm/Area Scan (40.0 mm x 80.0 mm): Measurement Grid: 10.0 mm x 10.0 mm

SAR (1g) = 2.45 W/kg; SAR (10g) = 1.17 W/kg;

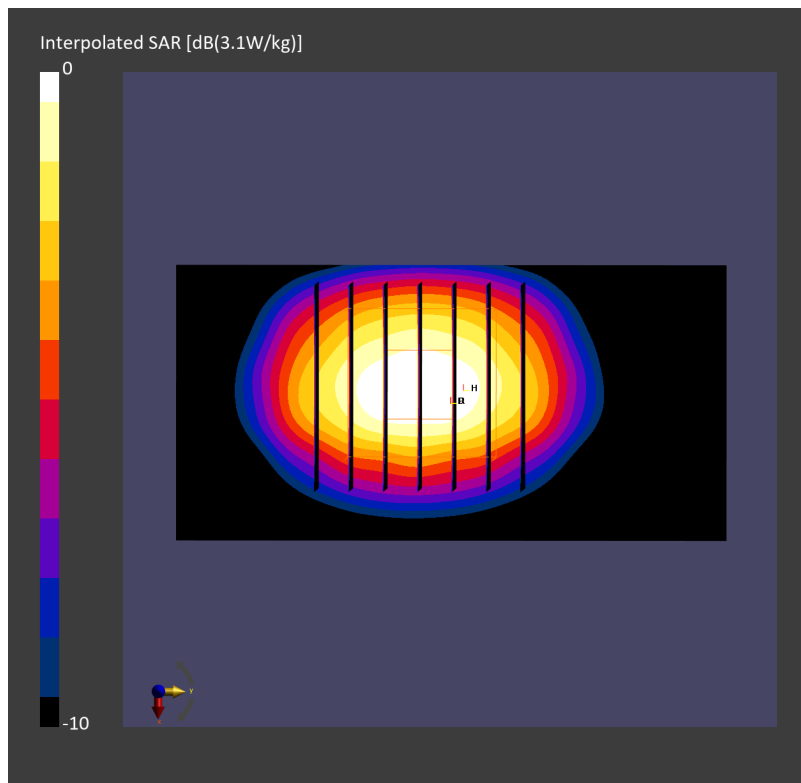
Pin=17.0dBm/Zoom Scan (30.0 mm x 30.0 mm x 30.0 mm): Measurement Grid: 5.0 mm x 5.0 mm x 1.5 mm

Power Drift = -0.05 dB

SAR (1g) = 2.48 W/kg; SAR (8g) = 1.29 W/kg; SAR (10g) = 1.17 W/kg

Smallest distance from peaks to all points 3 dB below = 9.0 mm

Ratio of SAR at M2 to SAR at M1 = 80.4 %



System Check_Head_2450MHz

DUT: D2450V2 - SN736

Communication System: CW; Frequency: 2450.000 MHz

Medium: HSL_2450_240528 Medium parameters used: $f=2450.000$ MHz; $\sigma=1.85$ S/m; $\epsilon_r=39.5$

Ambient Temperature: 23.5°C; Liquid Temperature: 22.5°C

DASY8 Configuration:

- Probe: EX3DV4 - SN7822; ConvF(6.89, 6.89, 7.21); Calibrated: 2023-08-02
- Sensor-Surface: 1.4 mm
- Electronics: DAE4ip Sn1823; Calibrated: 2023-07-31
- Phantom: ELI V8.0 (20deg probe tilt); Serial: 2211; Section: Flat
- Measurement Software: 16.2.4.2524
- UID: CW, 0--

Pin=17.0dBm/Area Scan (40.0 mm x 80.0 mm): Measurement Grid: 10.0 mm x 10.0 mm

SAR (1g) = 2.46 W/kg; SAR (10g) = 1.17 W/kg;

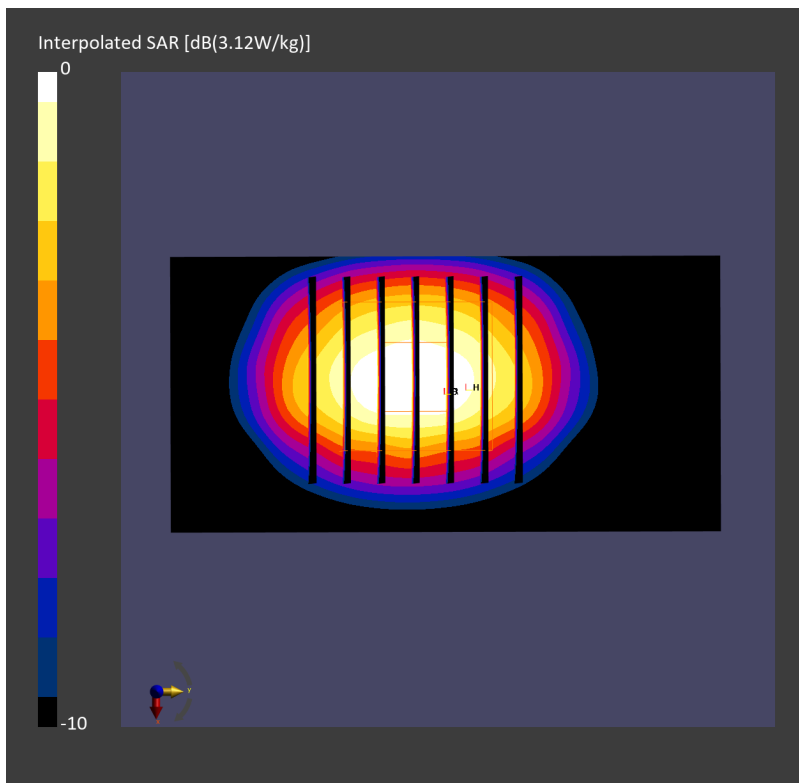
Pin=17.0dBm/Zoom Scan (30.0 mm x 30.0 mm x 30.0 mm): Measurement Grid: 5.0 mm x 5.0 mm x 1.5 mm

Power Drift = -0.11 dB

SAR (1g) = 2.49 W/kg; SAR (8g) = 1.30 W/kg; SAR (10g) = 1.17 W/kg

Smallest distance from peaks to all points 3 dB below = 9.0 mm

Ratio of SAR at M2 to SAR at M1 = 80.4 %



System Check_Head_5250MHz

DUT: D5GHzV2 - SN1006

Communication System: CW; Frequency: 5250.000 MHz

Medium: HSL_5250_240515 Medium parameters used: $f= 5250.000$ MHz; $\sigma= 4.69$ S/m; $\epsilon_r = 35.6$

Ambient Temperature: 23.5°C; Liquid Temperature: 22.5°C

DASY8 Configuration:

- Probe: EX3DV4 - SN7822; ConvF(5.38, 5.34, 5.57); Calibrated: 2023-08-02
- Sensor-Surface: 1.4 mm
- Electronics: DAE4ip Sn1823; Calibrated: 2023-07-31
- Phantom: ELI V8.0 (20deg probe tilt); Serial: 2211; Section: Flat
- Measurement Software: 16.2.4.2524
- UID: CW, 0--

Pin=20.0dBm/Area Scan (40.0 mm x 80.0 mm): Measurement Grid: 10.0 mm x 10.0 mm

SAR (1g) = 6.69 W/kg; SAR (10g) = 2.11 W/kg;

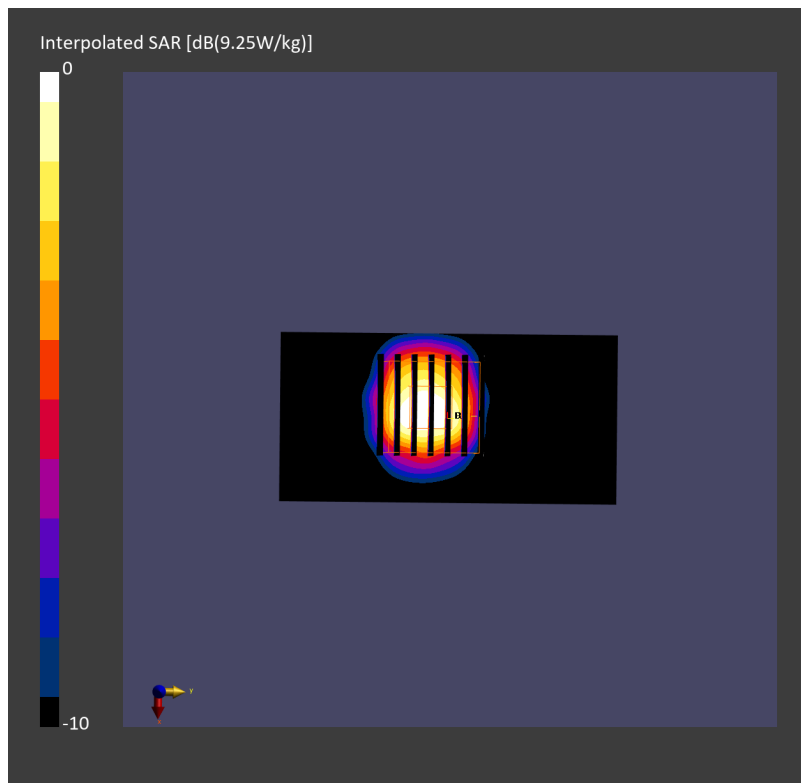
Pin=20.0dBm/Zoom Scan (22.0 mm x 22.0 mm x 22.0 mm): Measurement Grid: 4.0 mm x 4.0 mm x 1.4 mm

Power Drift = -0.09 dB

SAR (1g) = 7.62 W/kg; SAR (8g) = 2.57 W/kg; SAR (10g) = 2.21 W/kg

Smallest distance from peaks to all points 3 dB below = 6.9 mm

Ratio of SAR at M2 to SAR at M1 = 64.1 %



System Check_Head_5600MHz

DUT: D5GHzV2 - SN1006

Communication System: CW; Frequency: 5600.000 MHz

Medium: HSL_5600_240515 Medium parameters used: $f=5600.000$ MHz; $\sigma=5.03$ S/m; $\epsilon_r=35.1$

Ambient Temperature: 23.5°C; Liquid Temperature: 22.5°C

DASY8 Configuration:

- Probe: EX3DV4 - SN7822; ConvF(4.59, 4.48, 4.7); Calibrated: 2023-08-02
- Sensor-Surface: 1.4 mm
- Electronics: DAE4ip Sn1823; Calibrated: 2023-07-31
- Phantom: ELI V8.0 (20deg probe tilt); Serial: 2211; Section: Flat
- Measurement Software: 16.2.4.2524
- UID: CW, 0--

Pin=20.0dBm/Area Scan (40.0 mm x 80.0 mm): Measurement Grid: 10.0 mm x 10.0 mm

SAR (1g) = 7.50 W/kg; SAR (10g) = 2.34 W/kg;

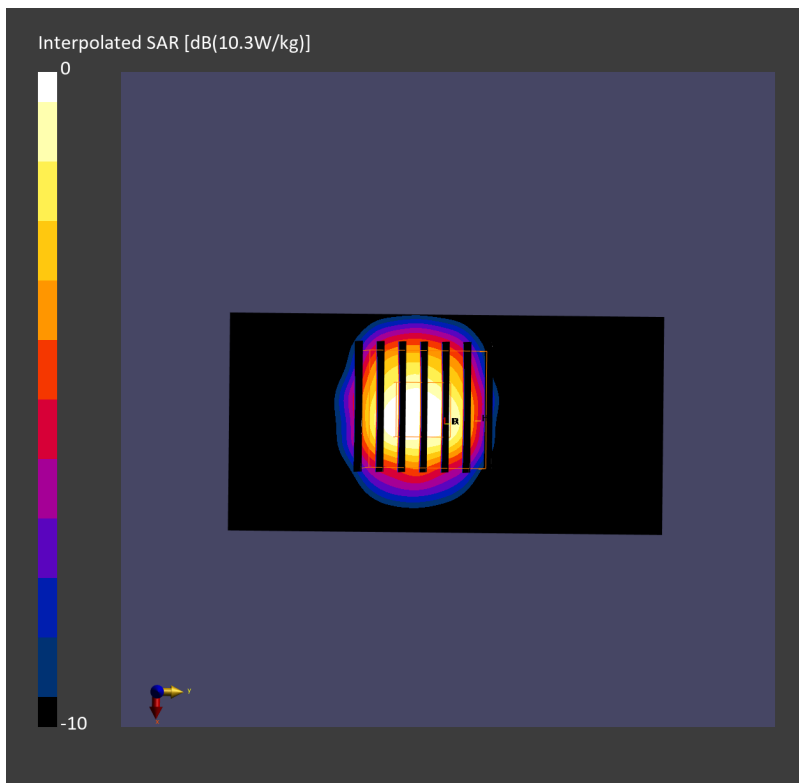
Pin=20.0dBm/Zoom Scan (22.0 mm x 22.0 mm x 22.0 mm): Measurement Grid: 4.0 mm x 4.0 mm x 1.4 mm

Power Drift = -0.01 dB

SAR (1g) = 8.51 W/kg; SAR (8g) = 2.85 W/kg; SAR (10g) = 2.45 W/kg

Smallest distance from peaks to all points 3 dB below = 7.4 mm

Ratio of SAR at M2 to SAR at M1 = 62.3 %



System Check_Head_5750MHz

DUT: D5GHzV2 - SN1006

Communication System: CW; Frequency: 5750.000 MHz

Medium: HSL_5750_240516 Medium parameters used: $f=5750.000$ MHz; $\sigma=5.31$ S/m; $\epsilon_r=36.1$

Ambient Temperature: 23.6°C; Liquid Temperature: 22.6°C

DASY8 Configuration:

- Probe: EX3DV4 - SN7822; ConvF(4.68, 4.58, 4.85); Calibrated: 2023-08-02
- Sensor-Surface: 1.4 mm
- Electronics: DAE4ip Sn1823; Calibrated: 2023-07-31
- Phantom: ELI V8.0 (20deg probe tilt); Serial: 2211; Section: Flat
- Measurement Software: 16.2.4.2524
- UID: CW, 0--

Pin=20.0dBm/Area Scan (40.0 mm x 80.0 mm): Measurement Grid: 10.0 mm x 10.0 mm

SAR (1g) = 6.85 W/kg; SAR (10g) = 2.12 W/kg;

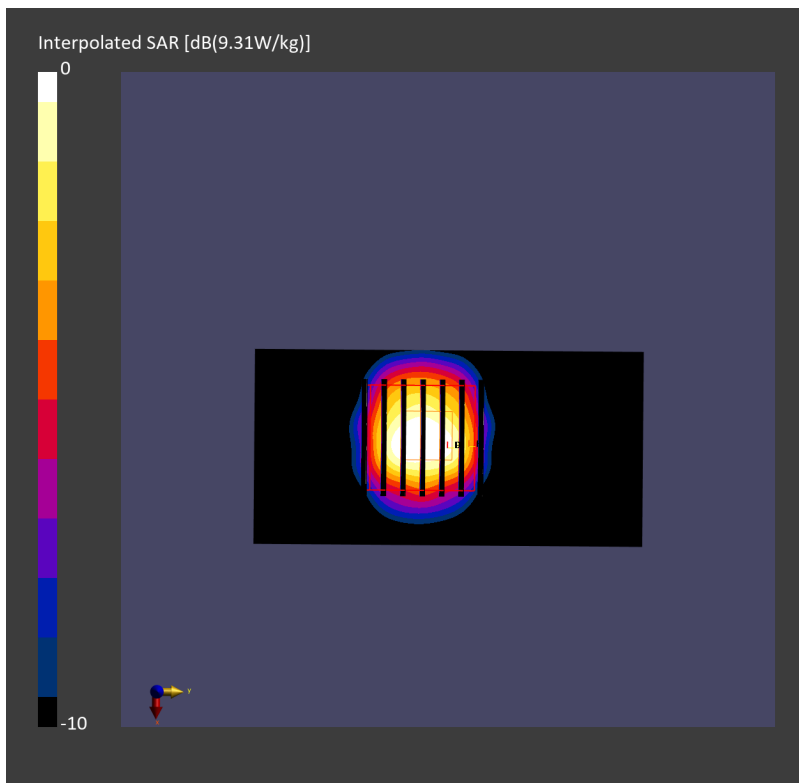
Pin=20.0dBm/Zoom Scan (22.0 mm x 22.0 mm x 22.0 mm): Measurement Grid: 4.0 mm x 4.0 mm x 1.4 mm

Power Drift = -0.01 dB

SAR (1g) = 7.81 W/kg; SAR (8g) = 2.58 W/kg; SAR (10g) = 2.21 W/kg

Smallest distance from peaks to all points 3 dB below = 7.2 mm

Ratio of SAR at M2 to SAR at M1 = 60.4 %



System Check_Head_6500MHz

DUT: D6.5GHzV2 - SN1083

Communication System: CW; Frequency: 6500.000 MHz

Medium: HSL_6500_240518 Medium parameters used: $f=6500.000$ MHz; $\sigma=6.10$ S/m; $\epsilon_r=34.5$

Ambient Temperature: 23.6°C; Liquid Temperature: 22.6°C

DASY8 Configuration:

- Probe: EX3DV4 - SN7822; ConvF(5.06, 5.12, 5.2); Calibrated: 2023-08-02
- Sensor-Surface: 1.4 mm
- Electronics: DAE4ip Sn1823; Calibrated: 2023-07-31
- Phantom: ELI V8.0 (20deg probe tilt); Serial: 2211; Section: Flat
- Measurement Software: 16.2.4.2524
- UID: CW, 0--

Pin=20.0dBm/Area Scan (51.0 mm x 85.0 mm): Measurement Grid: 8.5 mm x 8.5 mm

SAR (1g) = 22.3 W/kg; SAR (10g) = 4.93 W/kg;

Pin=20.0dBm/Zoom Scan (22.0 mm x 22.0 mm x 22.0 mm): Measurement Grid: 3.4 mm x 3.4 mm x 1.4 mm

Power Drift = -0.01 dB

SAR (1g) = 28.6 W/kg; SAR (8g) = 6.62 W/kg; SAR (10g) = 5.45 W/kg

Smallest distance from peaks to all points 3 dB below = 4.8 mm

Ratio of SAR at M2 to SAR at M1 = 52.2 %

psAPD (1.0cm², sq) = 286 [W/m²]; psAPD (4.0cm², sq) = 132 [W/m²]

