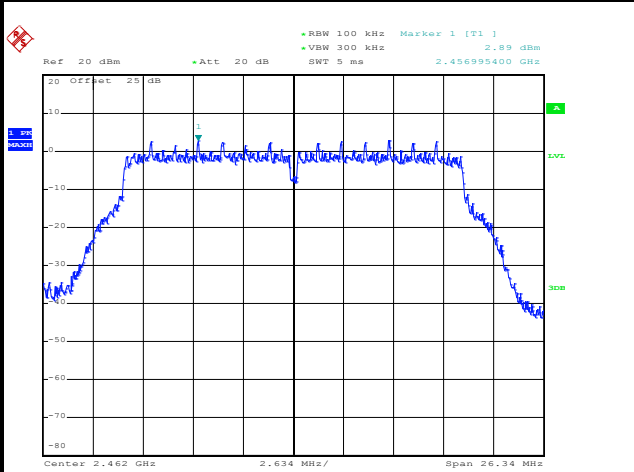




Number of TX :	2	Ant. :	2
Test Mode :	802.11n HT20	Temperature :	21~25°C
Test Band :	2.4GHz High	Relative Humidity :	51~54%
Test Channel :	11	Test Engineer :	Kai Liao

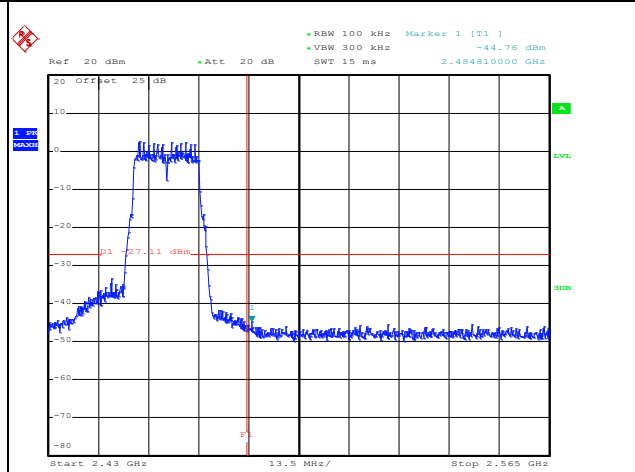
WLAN 802.11n HT20 Channel 11

100kHz PSD reference Level



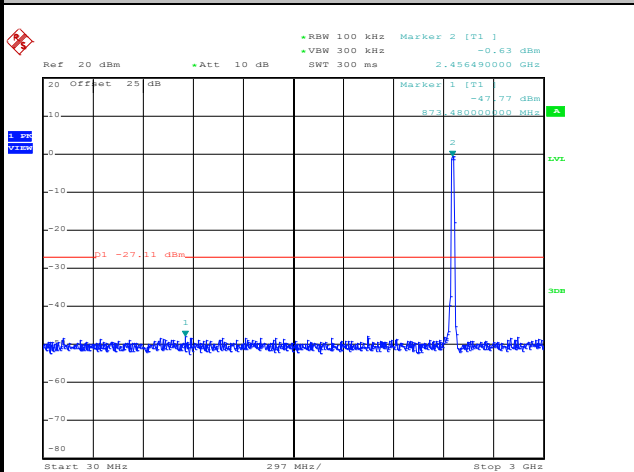
Date: 21.SEP.2017 22:08:04

High Channel Plot



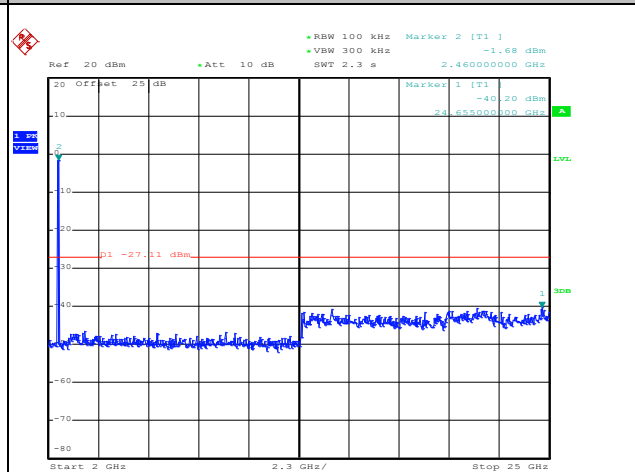
Date: 25.OCT.2017 00:11:28

Spurious Emission 30MHz~3GHz



Date: 25.OCT.2017 00:10:58

Spurious Emission 2GHz~25GHz



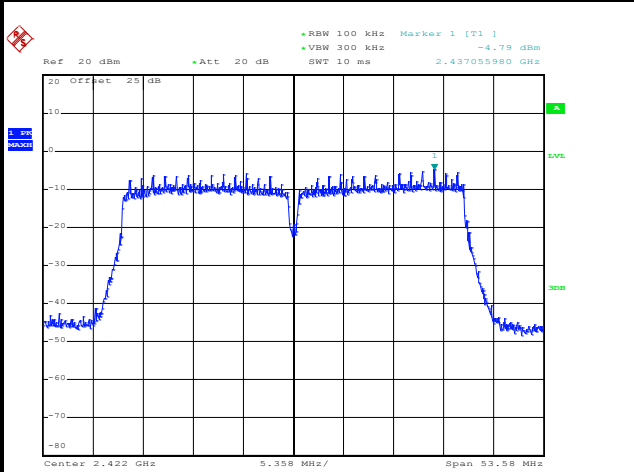
Date: 25.OCT.2017 00:11:07



Number of TX :	2	Ant. :	2
Test Mode :	802.11n HT40	Temperature :	21~25°C
Test Band :	2.4GHz Low	Relative Humidity :	51~54%
Test Channel :	03	Test Engineer :	Kai Liao

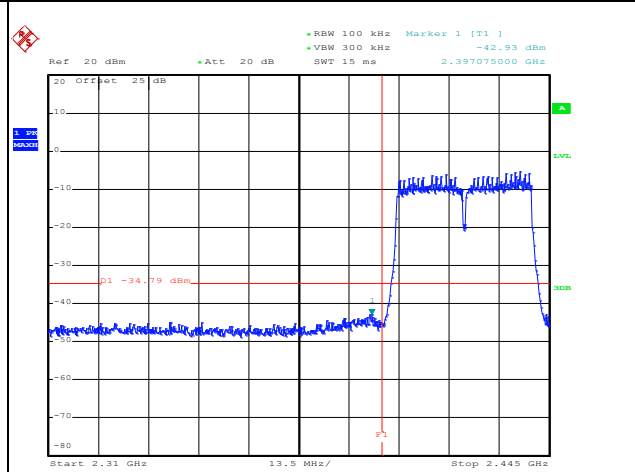
WLAN 802.11n HT40 Channel 03

100kHz PSD reference Level



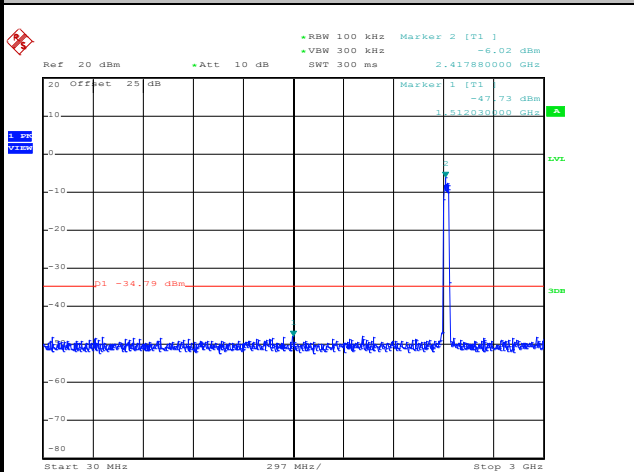
Date: 21.SEP.2017 21:47:14

Low Channel Plot



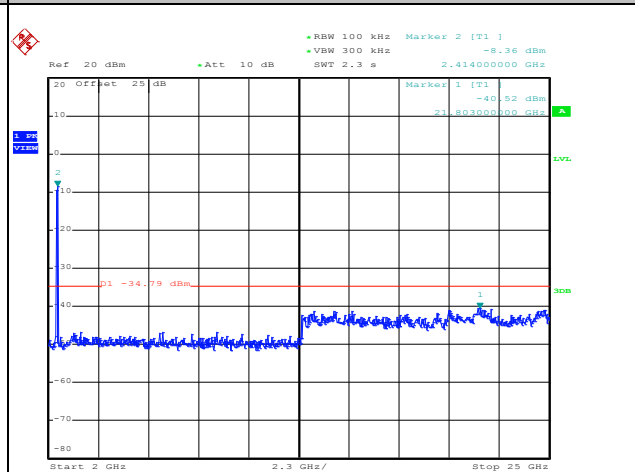
Date: 24.OCT.2017 23:42:47

Spurious Emission 30MHz~3GHz



Date: 24.OCT.2017 23:42:04

Spurious Emission 2GHz~25GHz



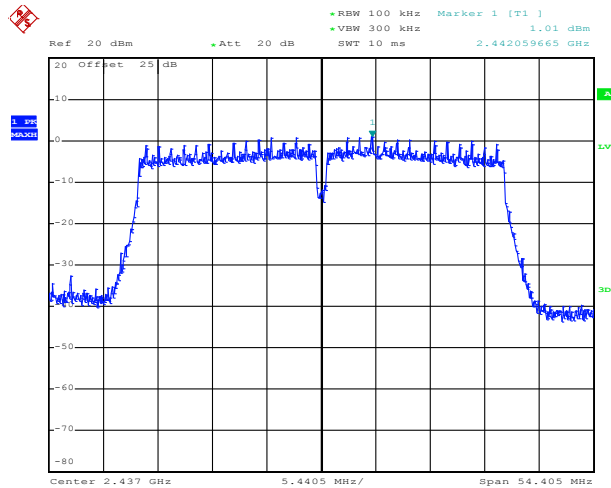
Date: 24.OCT.2017 23:42:21



Number of TX :	2	Ant. :	2
Test Mode :	802.11n HT40	Temperature :	21~25°C
Test Band :	2.4GHz Mid	Relative Humidity :	51~54%
Test Channel :	06	Test Engineer :	Kai Liao

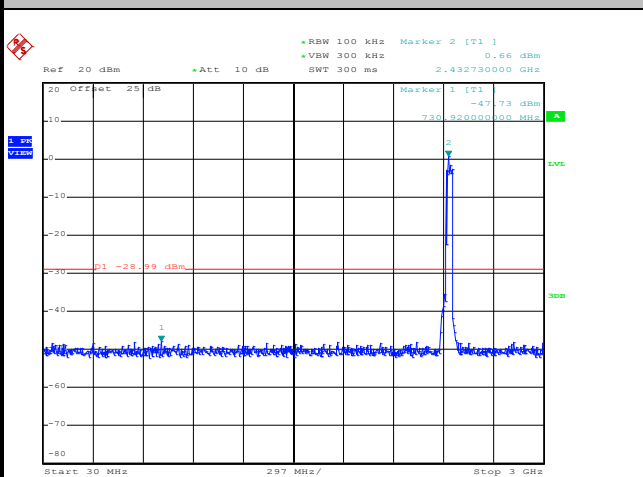
WLAN 802.11n HT40 Channel 06

100kHz PSD reference Level



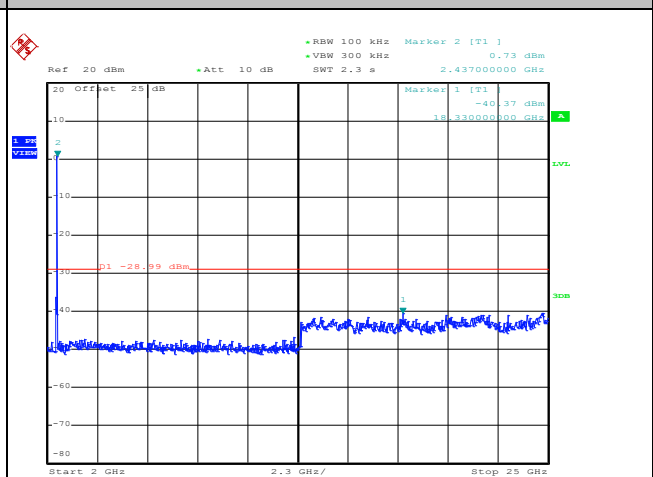
Date: 21.SEP.2017 21:53:01

Spurious Emission 30MHz~3GHz



Date: 24.OCT.2017 23:44:18

Spurious Emission 2GHz~25GHz



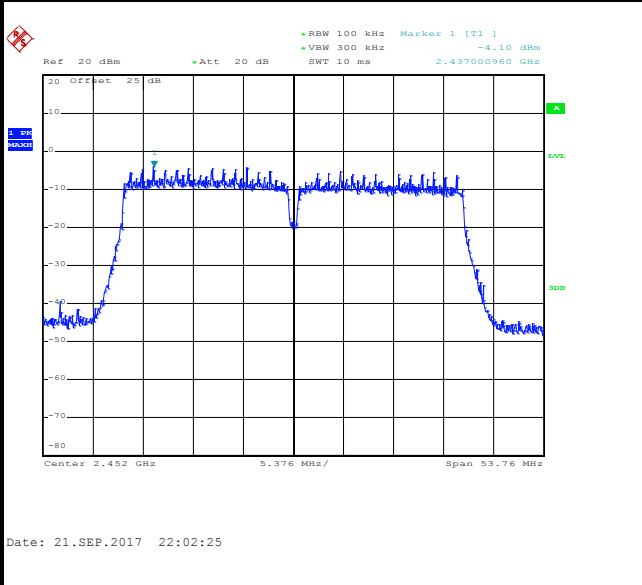
Date: 24.OCT.2017 23:44:26



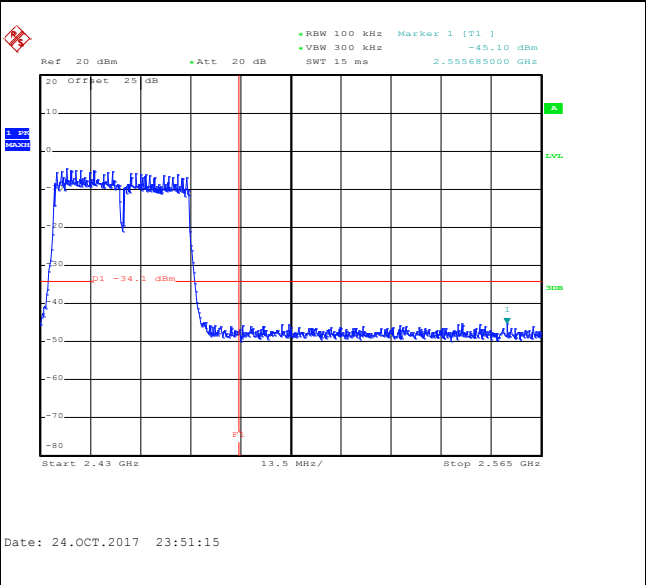
Number of TX :	2	Ant. :	2
Test Mode :	802.11n HT40	Temperature :	21~25°C
Test Band :	2.4GHz High	Relative Humidity :	51~54%
Test Channel :	09	Test Engineer :	Kai Liao

WLAN 802.11n HT40 Channel 09

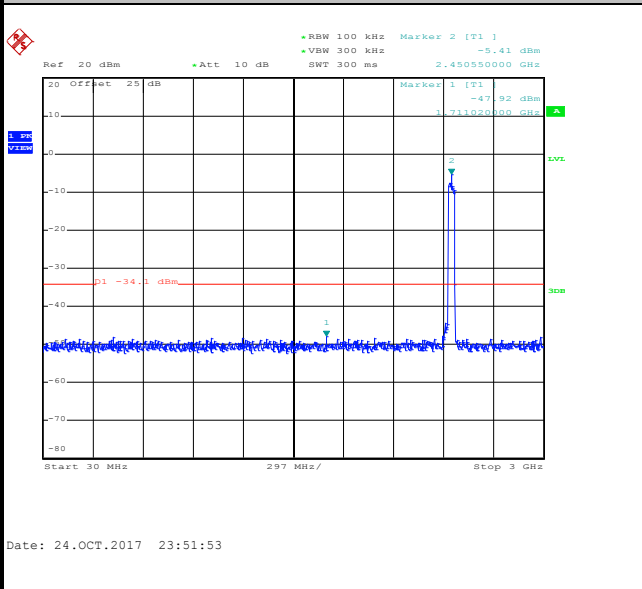
100kHz PSD reference Level



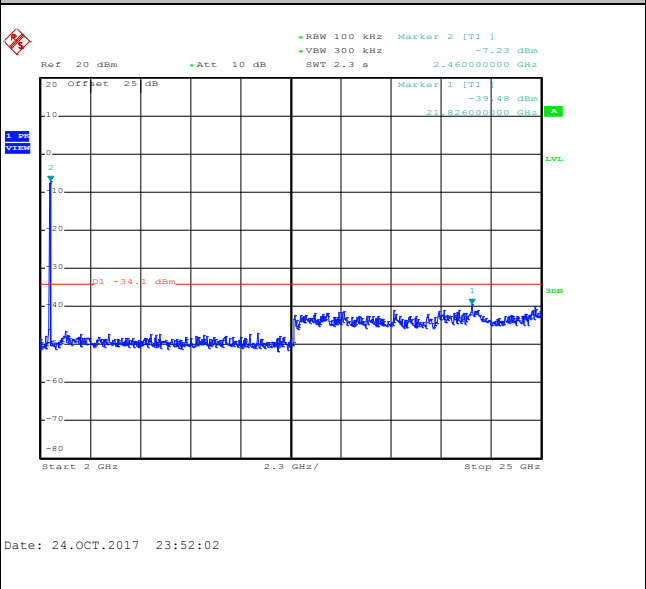
High Channel Plot



Spurious Emission 30MHz~3GHz



Spurious Emission 2GHz~25GHz





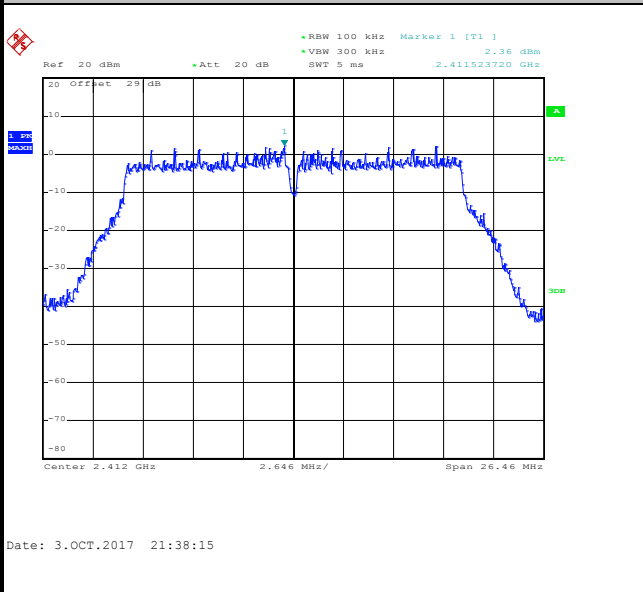
<TXBF Mode>

Number of TX = 2, Ant. 1 (Measured)

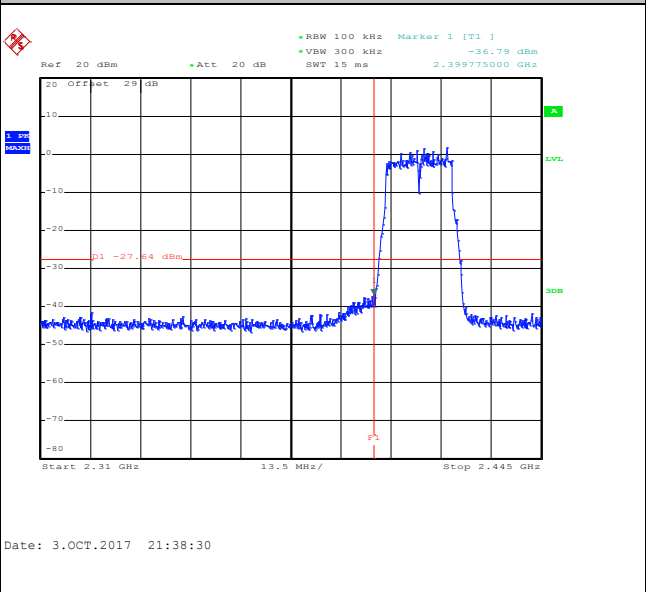
Number of TX :	2	Ant. :	1
Test Mode :	802.11n HT20	Temperature :	21~25°C
Test Band :	2.4GHz Low	Relative Humidity :	51~54%
Test Channel :	01	Test Engineer :	Kai Liao

WLAN 802.11n HT20 Channel 01

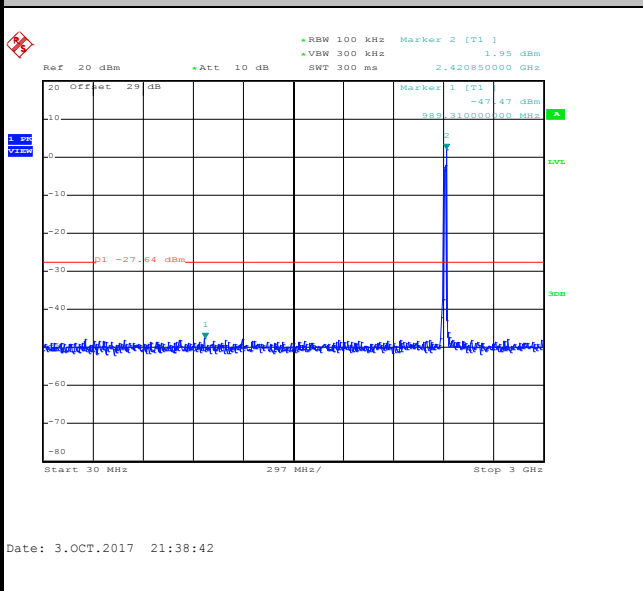
100kHz PSD reference Level



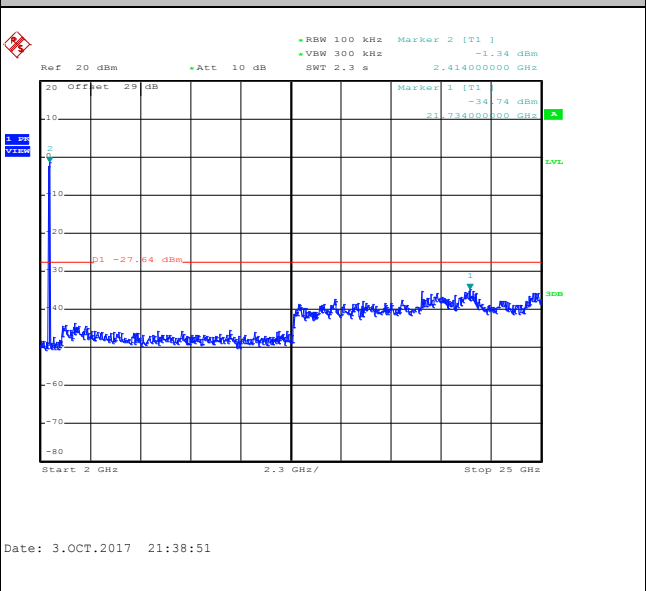
Low Channel Plot



Spurious Emission 30MHz~3GHz



Spurious Emission 2GHz~25GHz

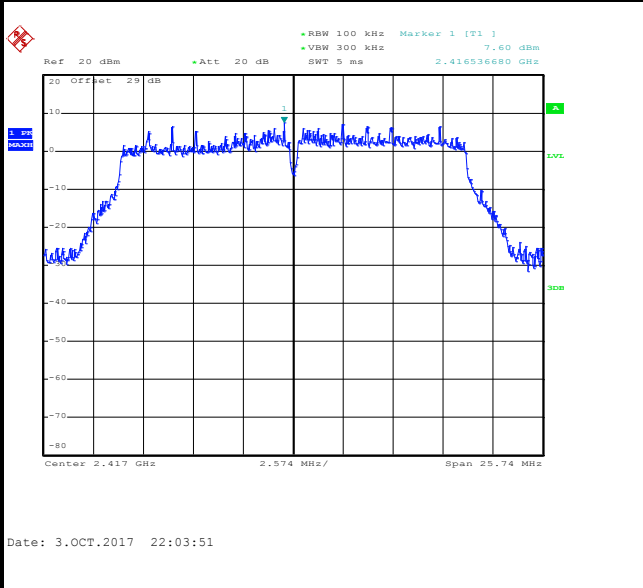




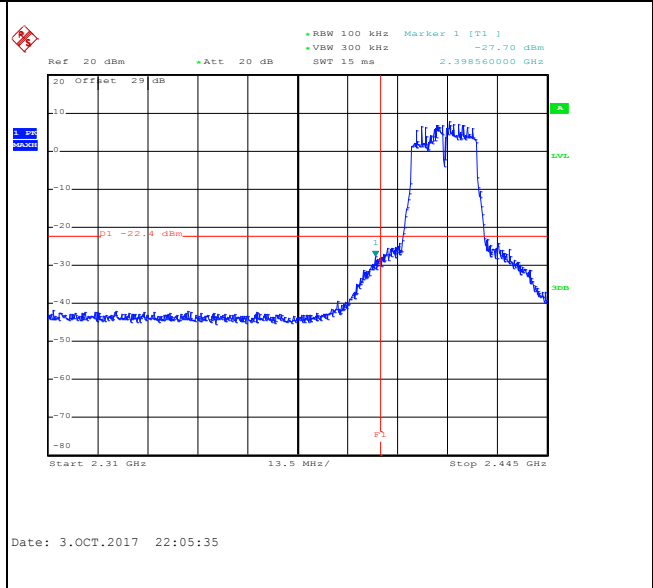
Number of TX :	2	Ant. :	1
Test Mode :	802.11n HT20	Temperature :	21~25°C
Test Band :	2.4GHz Low	Relative Humidity :	51~54%
Test Channel :	02	Test Engineer :	Kai Liao

WLAN 802.11n HT20 Channel 02

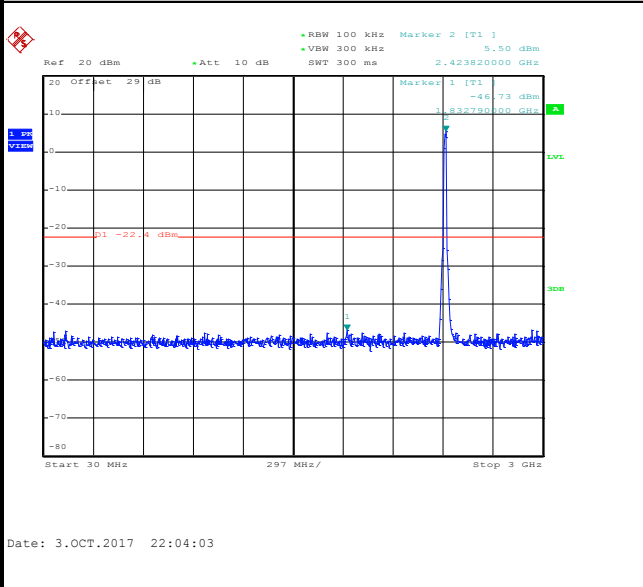
100kHz PSD reference Level



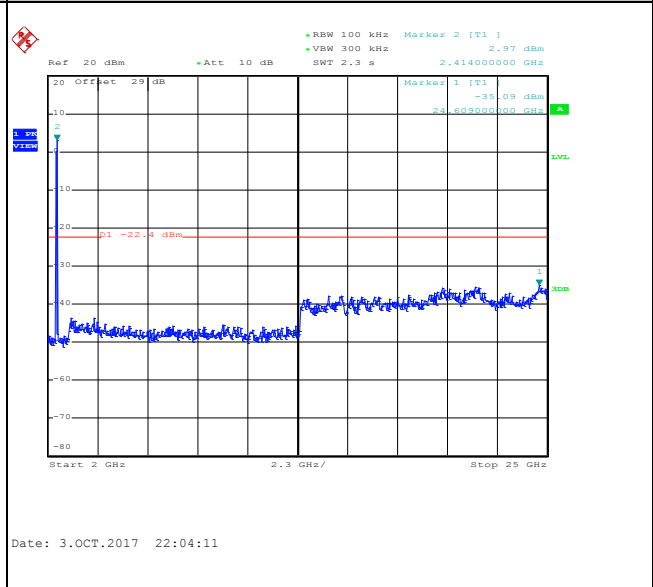
Low Channel Plot



Spurious Emission 30MHz~3GHz



Spurious Emission 2GHz~25GHz

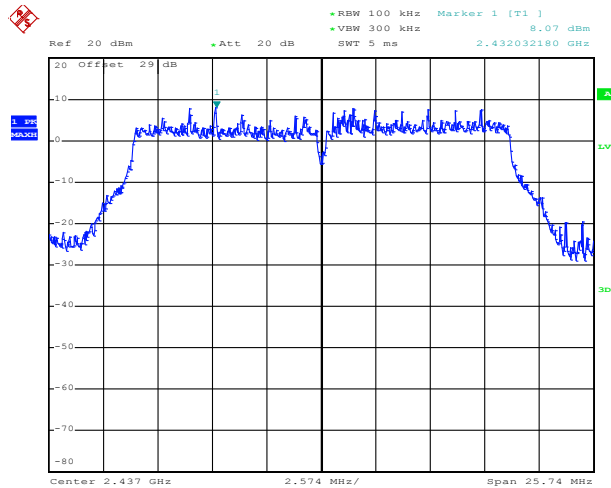




Number of TX :	2	Ant. :	1
Test Mode :	802.11n HT20	Temperature :	21~25°C
Test Band :	2.4GHz Mid	Relative Humidity :	51~54%
Test Channel :	06	Test Engineer :	Kai Liao

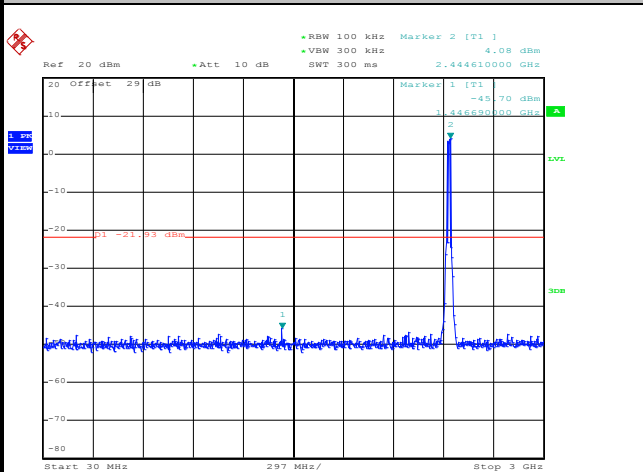
WLAN 802.11n HT20 Channel 06

100kHz PSD reference Level



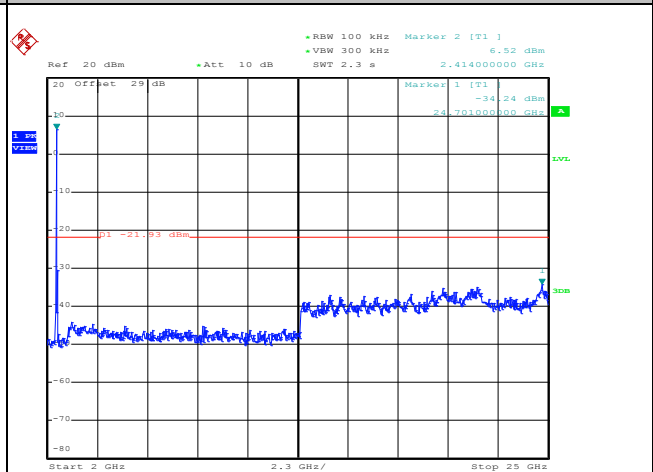
Date: 3.OCT.2017 22:08:57

Spurious Emission 30MHz~3GHz



Date: 3.OCT.2017 22:09:10

Spurious Emission 2GHz~25GHz



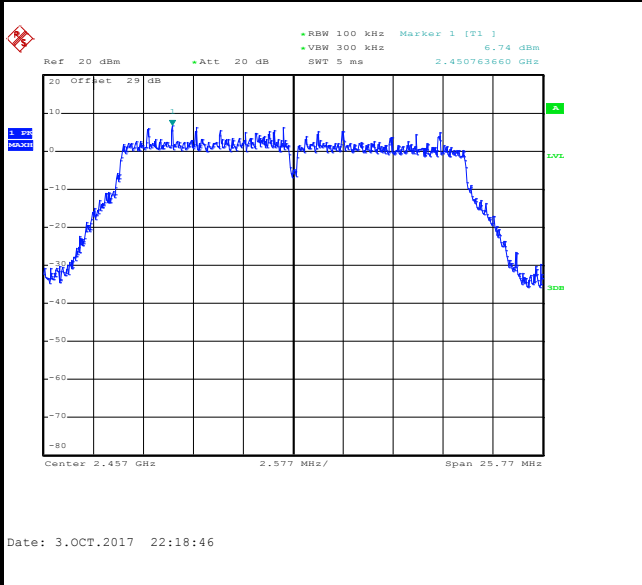
Date: 3.OCT.2017 22:09:19



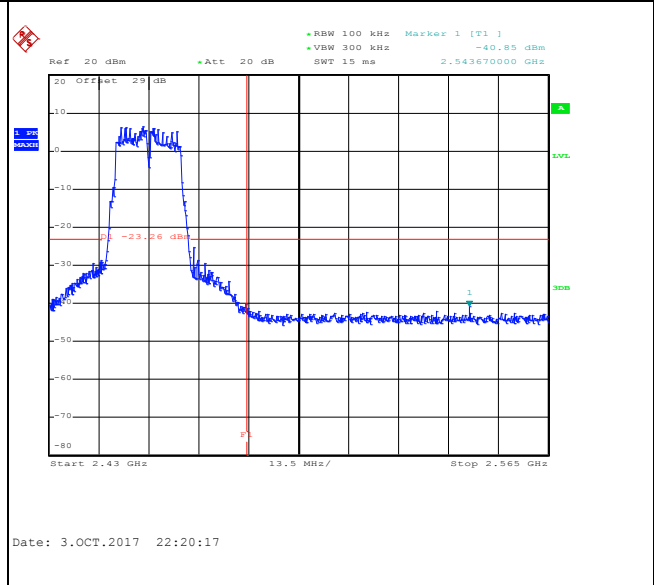
Number of TX :	2	Ant. :	1
Test Mode :	802.11n HT20	Temperature :	21~25°C
Test Band :	2.4GHz High	Relative Humidity :	51~54%
Test Channel :	10	Test Engineer :	Kai Liao

WLAN 802.11n HT20 Channel 10

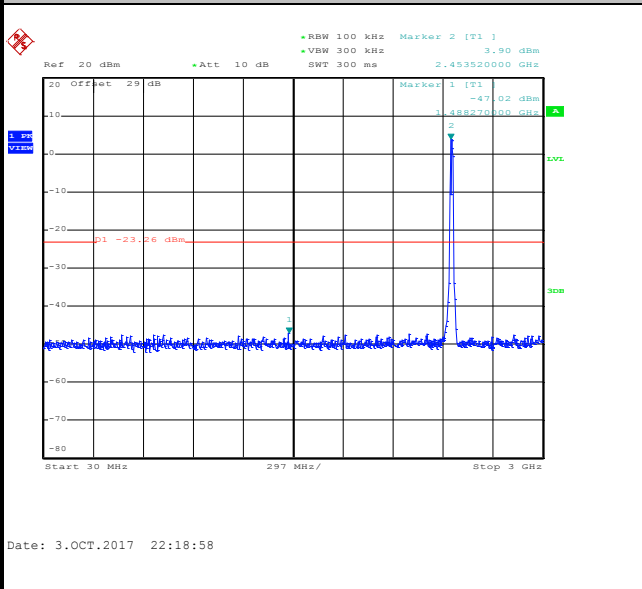
100kHz PSD reference Level



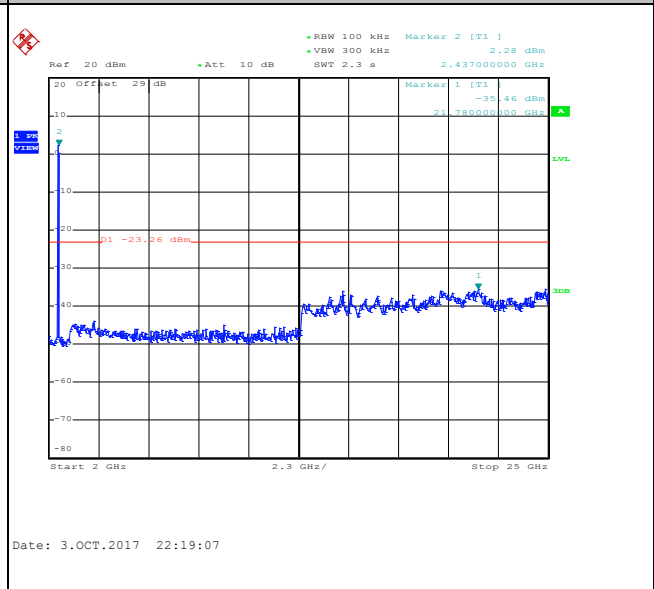
High Channel Plot



Spurious Emission 30MHz~3GHz



Spurious Emission 2GHz~25GHz



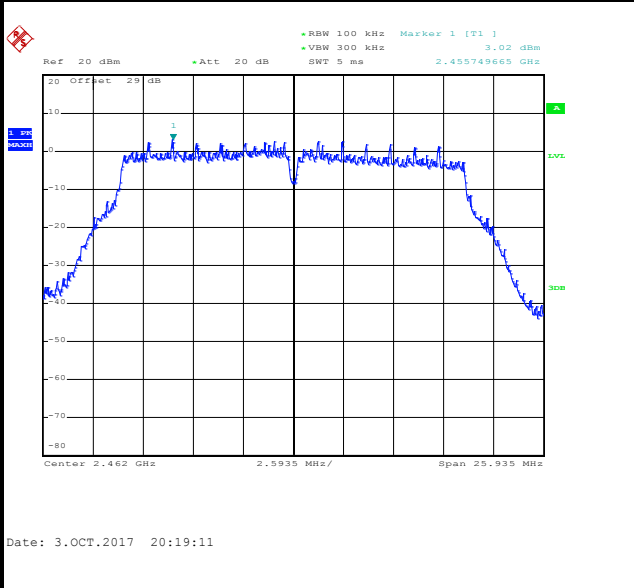




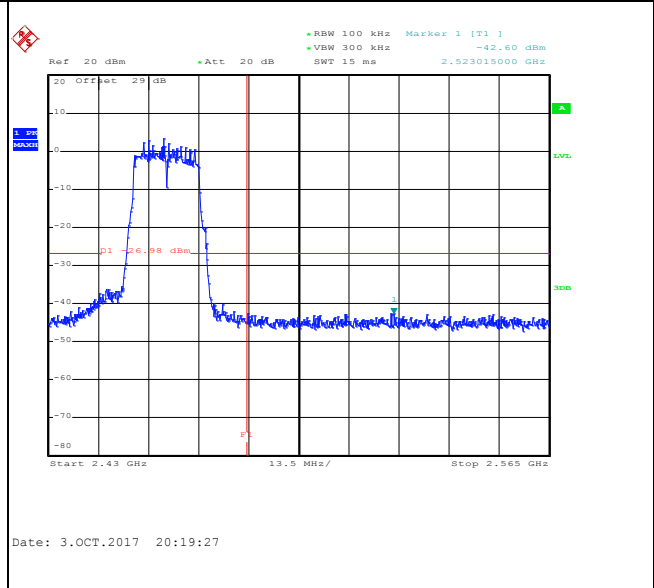
Number of TX :	2	Ant. :	1
Test Mode :	802.11n HT20	Temperature :	21~25°C
Test Band :	2.4GHz High	Relative Humidity :	51~54%
Test Channel :	11	Test Engineer :	Kai Liao

WLAN 802.11n HT20 Channel 11

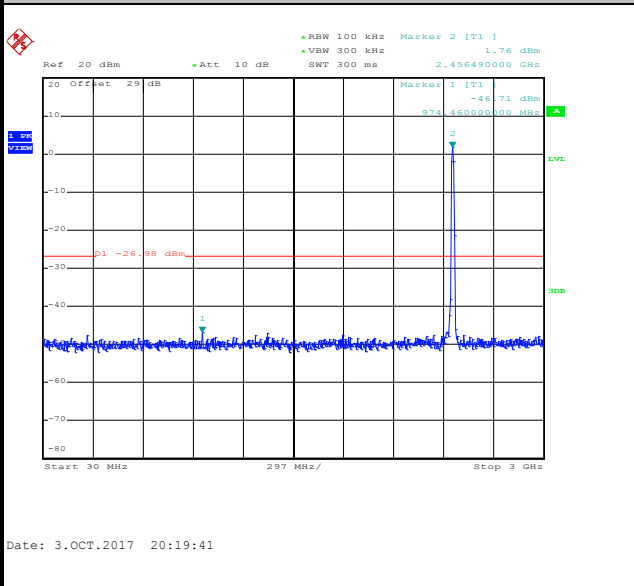
100kHz PSD reference Level



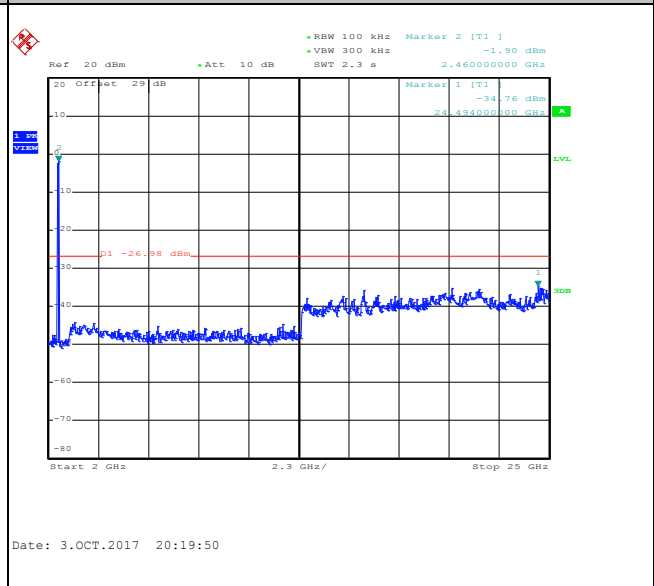
High Channel Plot



Spurious Emission 30MHz~3GHz



Spurious Emission 2GHz~25GHz

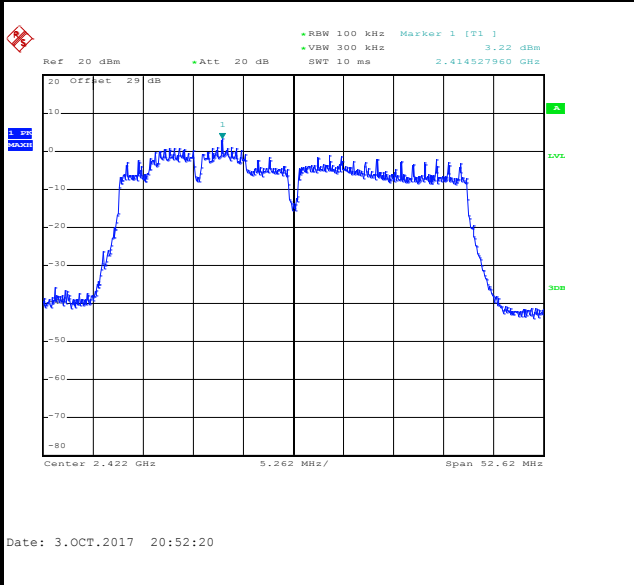




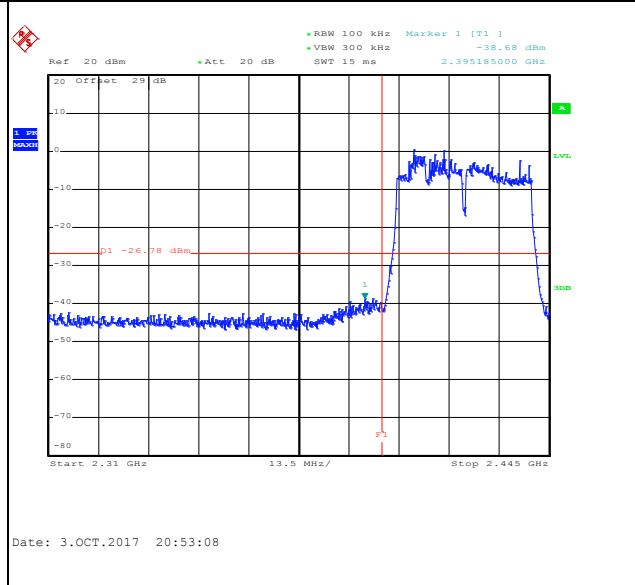
Number of TX :	2	Ant. :	1
Test Mode :	802.11n HT40	Temperature :	21~25°C
Test Band :	2.4GHz Low	Relative Humidity :	51~54%
Test Channel :	03	Test Engineer :	Kai Liao

WLAN 802.11n HT40 Channel 03

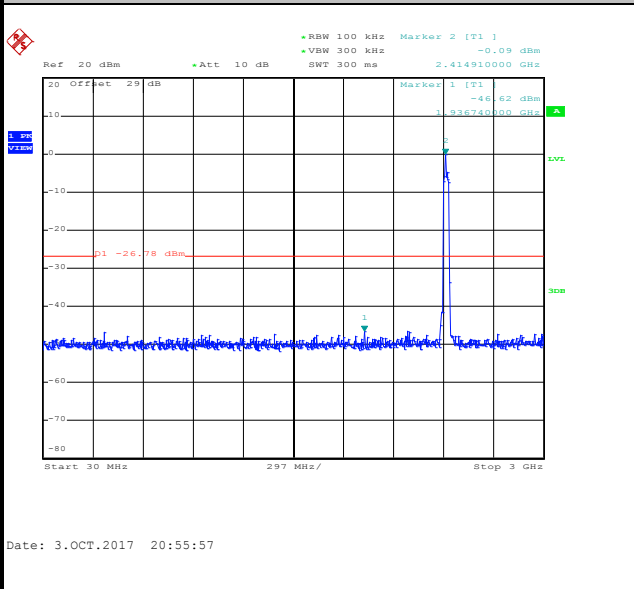
100kHz PSD reference Level



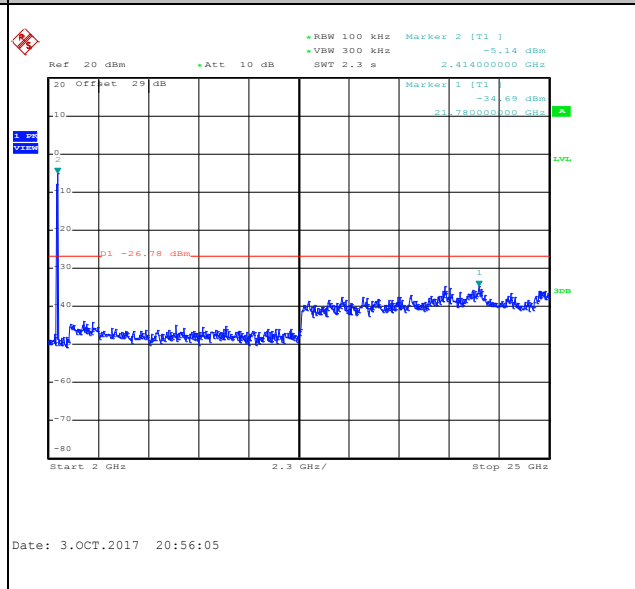
Low Channel Plot



Spurious Emission 30MHz~3GHz



Spurious Emission 2GHz~25GHz

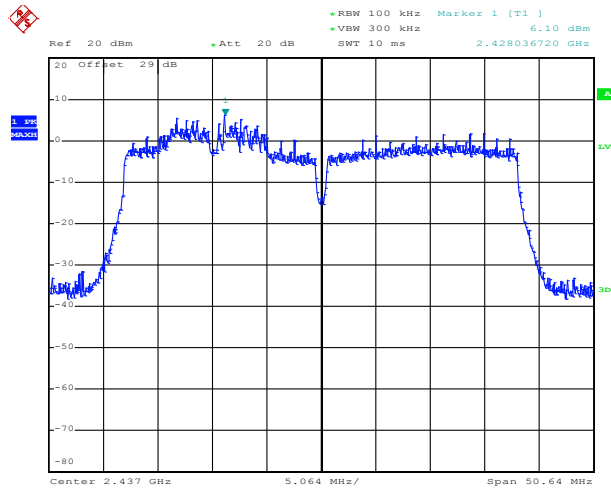




Number of TX :	2	Ant. :	1
Test Mode :	802.11n HT40	Temperature :	21~25°C
Test Band :	2.4GHz Mid	Relative Humidity :	51~54%
Test Channel :	06	Test Engineer :	Kai Liao

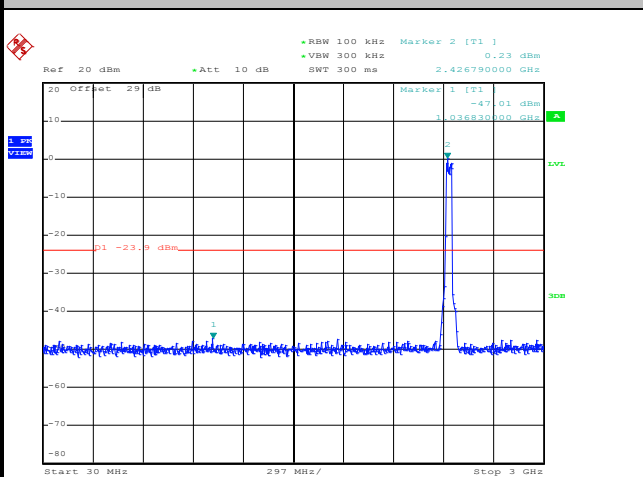
WLAN 802.11n HT40 Channel 06

100kHz PSD reference Level



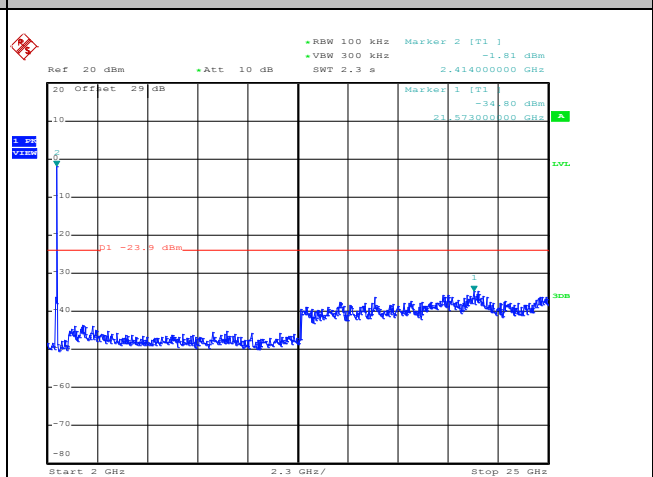
Date: 3.OCT.2017 20:48:01

Spurious Emission 30MHz~3GHz



Date: 3.OCT.2017 20:48:13

Spurious Emission 2GHz~25GHz



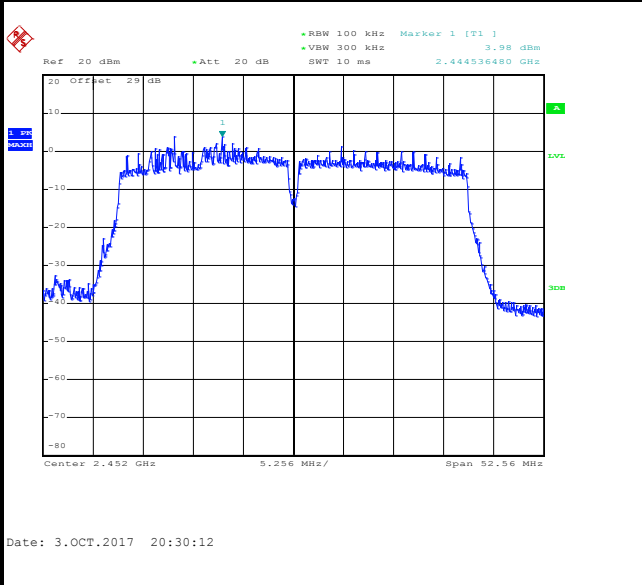
Date: 3.OCT.2017 20:48:22



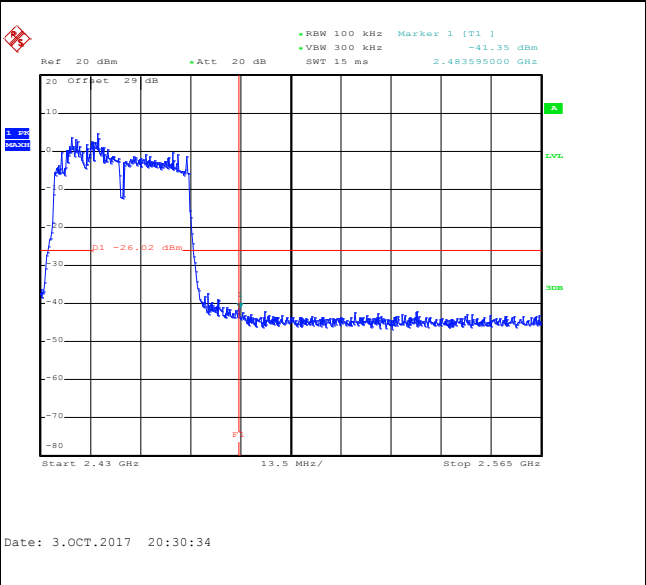
Number of TX :	2	Ant. :	1
Test Mode :	802.11n HT40	Temperature :	21~25°C
Test Band :	2.4GHz High	Relative Humidity :	51~54%
Test Channel :	09	Test Engineer :	Kai Liao

WLAN 802.11n HT40 Channel 09

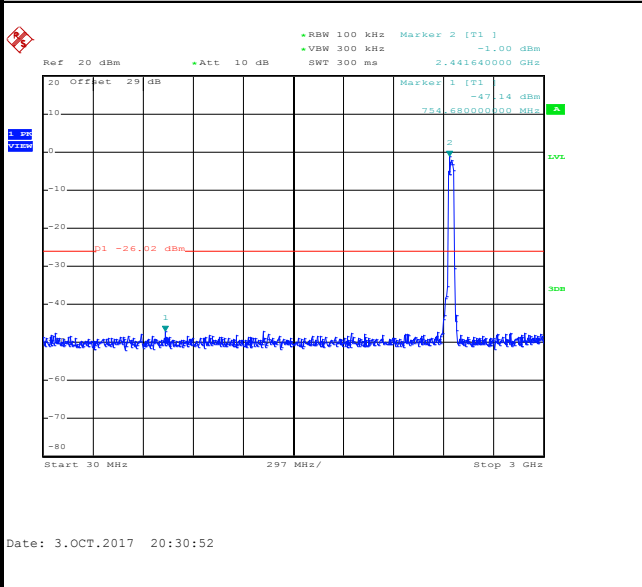
100kHz PSD reference Level



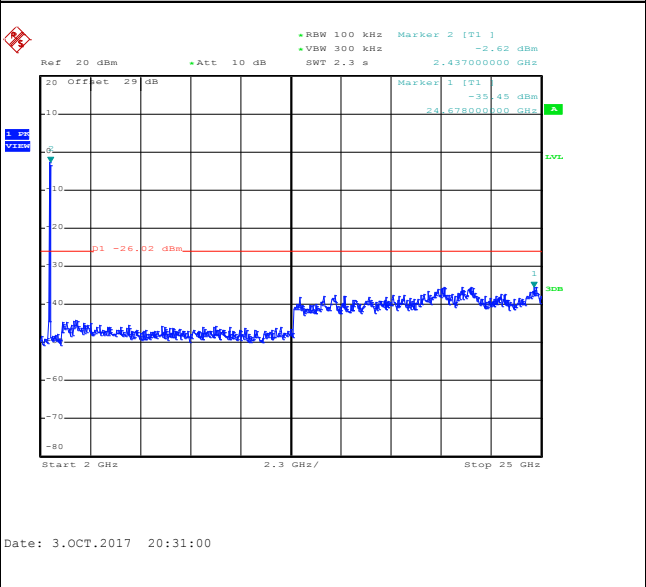
High Channel Plot



Spurious Emission 30MHz~3GHz



Spurious Emission 2GHz~25GHz



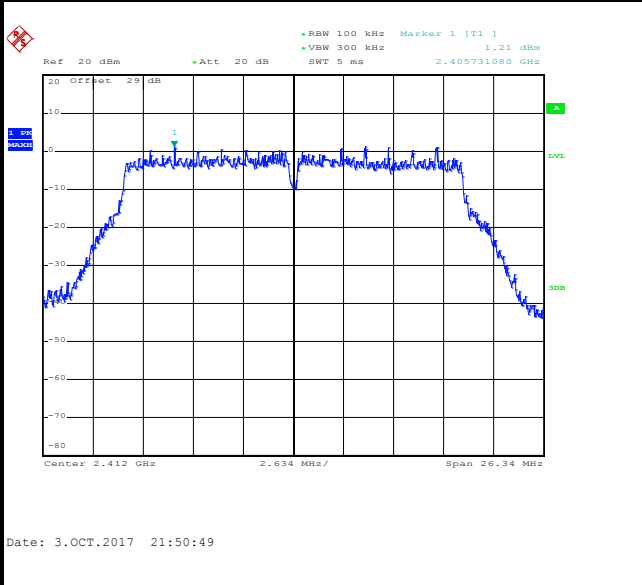


Number of TX = 2, Ant. 2 (Measured)

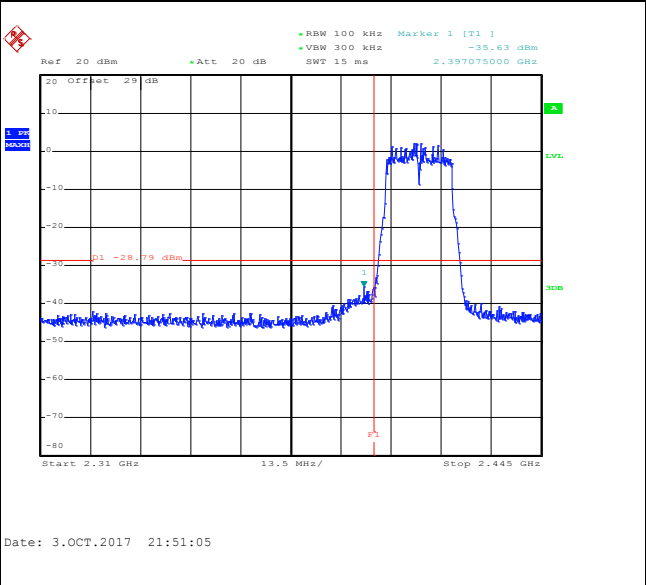
Number of TX :	2	Ant. :	2
Test Mode :	802.11n HT20	Temperature :	21~25°C
Test Band :	2.4GHz Low	Relative Humidity :	51~54%
Test Channel :	01	Test Engineer :	Kai Liao

WLAN 802.11n HT20 Channel 01

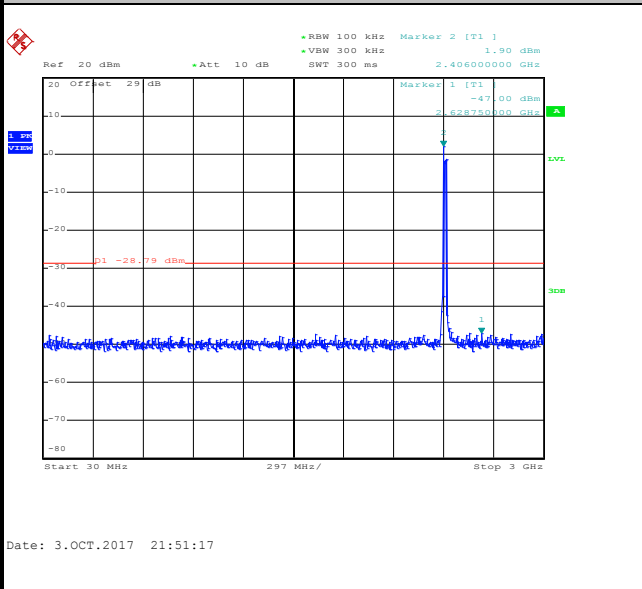
100kHz PSD reference Level



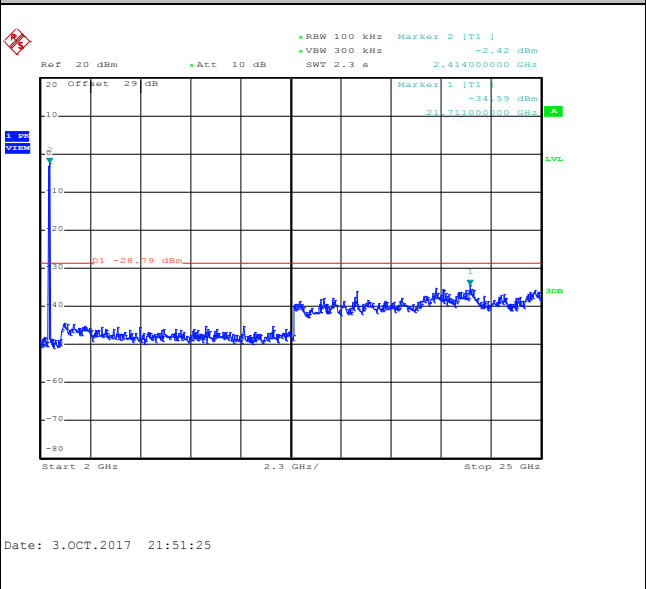
Low Channel Plot



Spurious Emission 30MHz~3GHz



Spurious Emission 2GHz~25GHz

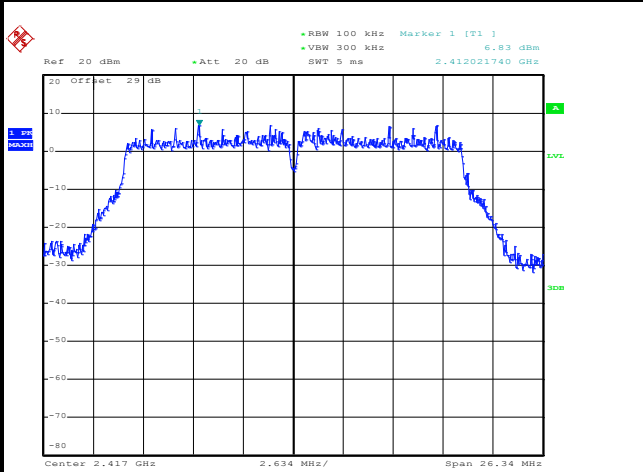




Number of TX :	2	Ant. :	2
Test Mode :	802.11n HT20	Temperature :	21~25°C
Test Band :	2.4GHz Low	Relative Humidity :	51~54%
Test Channel :	02	Test Engineer :	Kai Liao

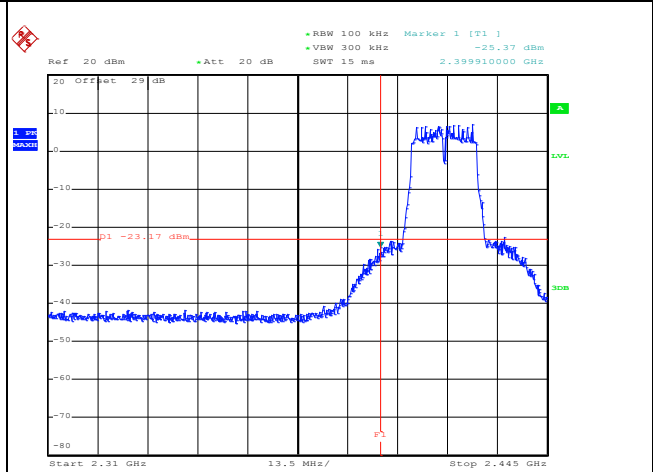
WLAN 802.11n HT20 Channel 02

100kHz PSD reference Level



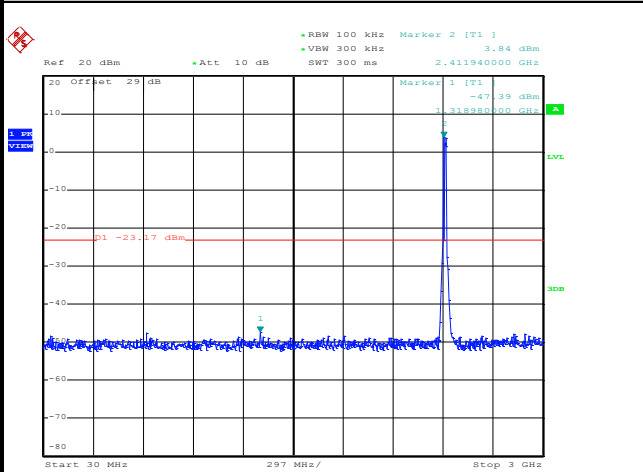
Date: 3.OCT.2017 21:54:33

Low Channel Plot



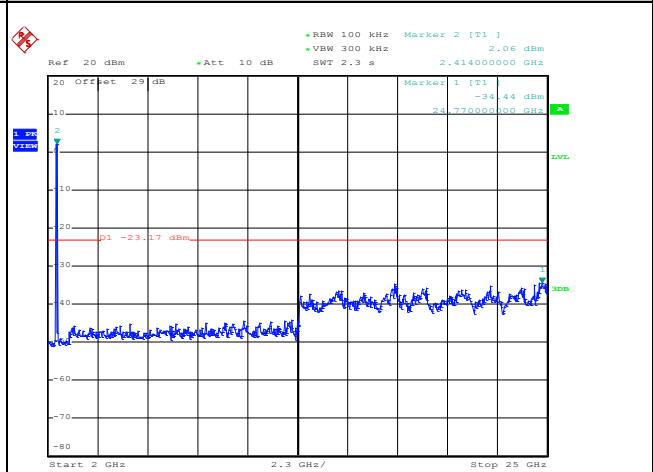
Date: 3.OCT.2017 21:56:56

Spurious Emission 30MHz~3GHz



Date: 16.OCT.2017 21:49:15

Spurious Emission 2GHz~25GHz



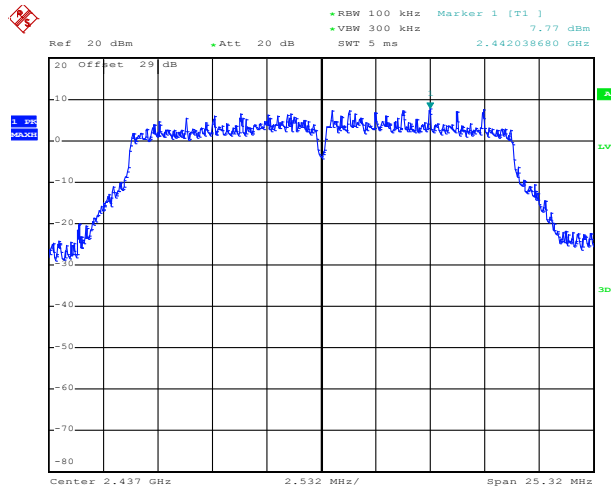
Date: 16.OCT.2017 21:49:24



Number of TX :	2	Ant. :	2
Test Mode :	802.11n HT20	Temperature :	21~25°C
Test Band :	2.4GHz Mid	Relative Humidity :	51~54%
Test Channel :	06	Test Engineer :	Kai Liao

WLAN 802.11n HT20 Channel 06

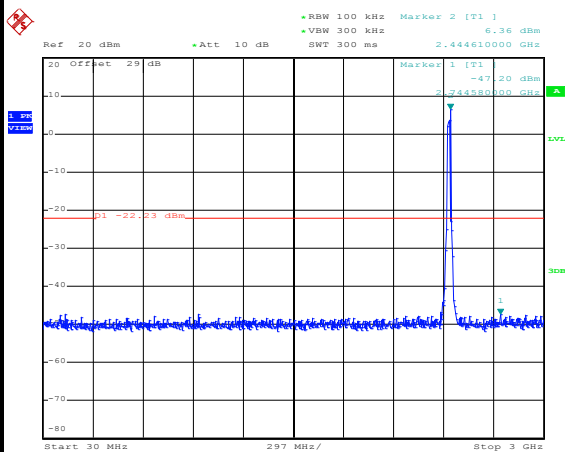
100kHz PSD reference Level



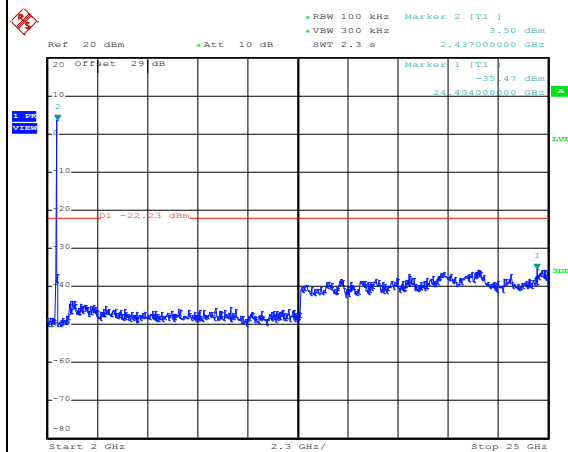
Date: 3.OCT.2017 22:12:24

Spurious Emission 30MHz~3GHz

Spurious Emission 2GHz~25GHz



Date: 3.OCT.2017 22:12:41



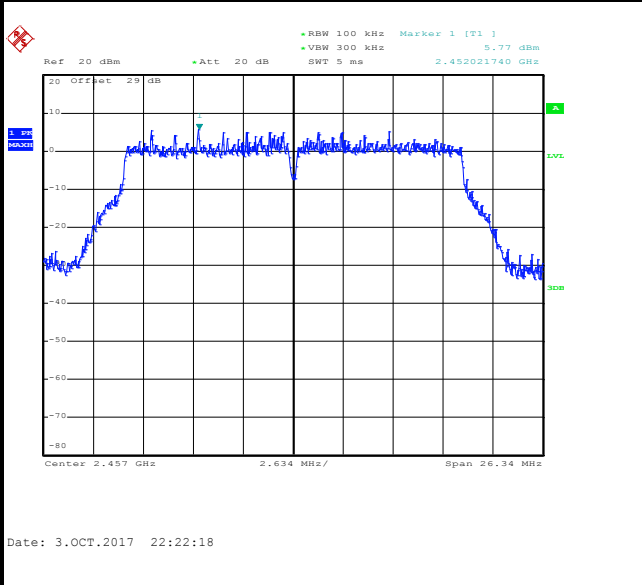
Date: 3.OCT.2017 22:12:50



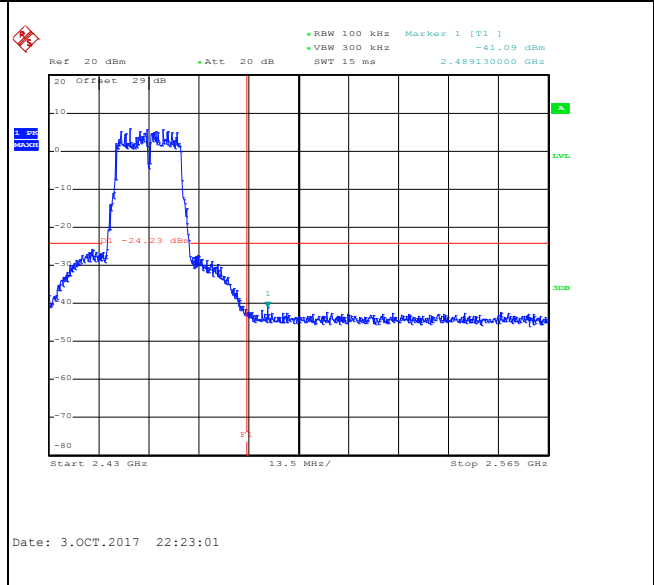
Number of TX :	2	Ant. :	2
Test Mode :	802.11n HT20	Temperature :	21~25°C
Test Band :	2.4GHz High	Relative Humidity :	51~54%
Test Channel :	10	Test Engineer :	Kai Liao

WLAN 802.11n HT20 Channel 10

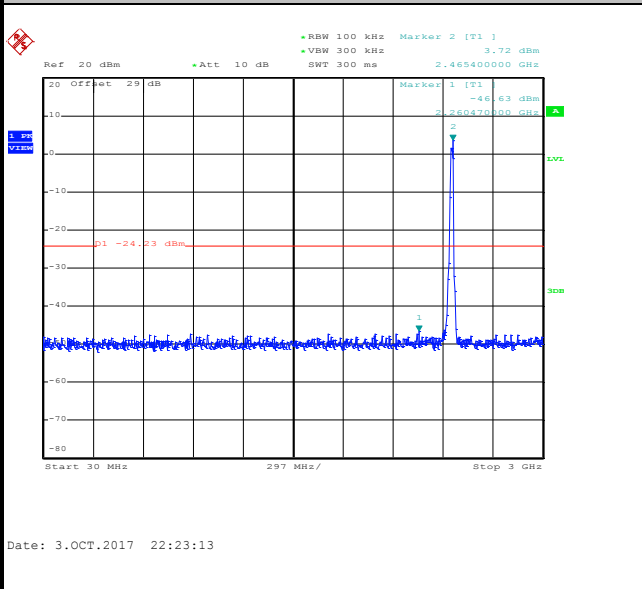
100kHz PSD reference Level



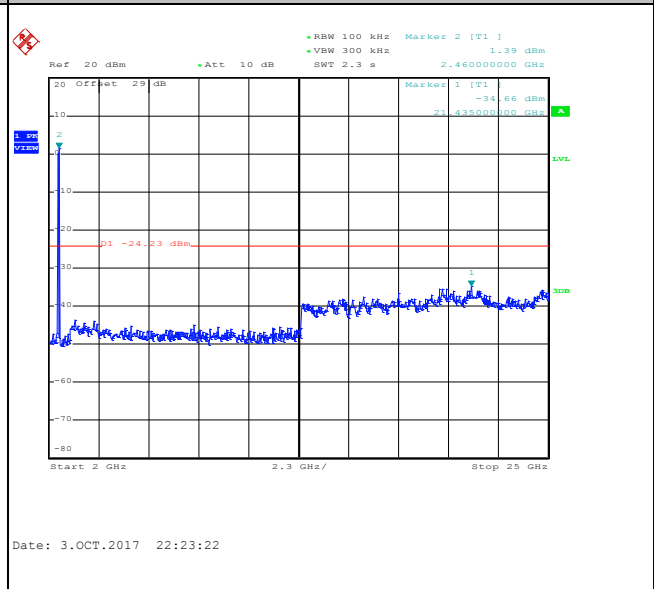
High Channel Plot



Spurious Emission 30MHz~3GHz



Spurious Emission 2GHz~25GHz



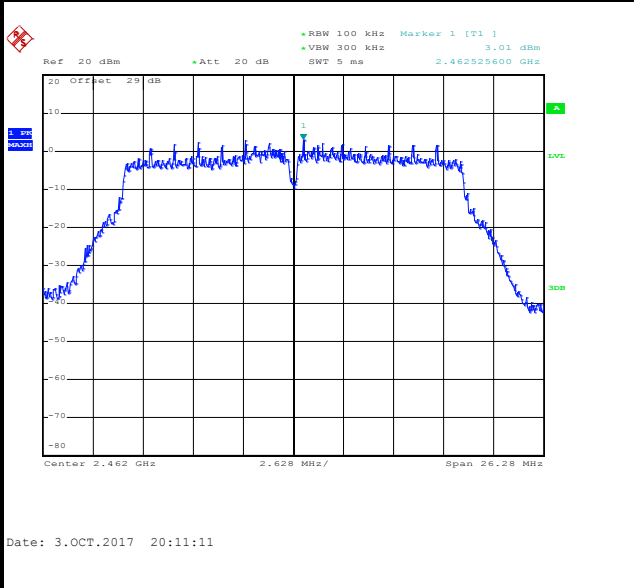




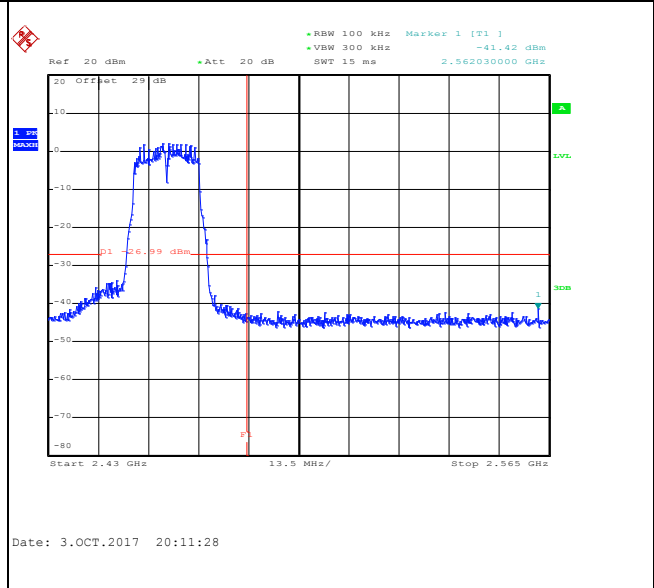
Number of TX :	2	Ant. :	2
Test Mode :	802.11n HT20	Temperature :	21~25°C
Test Band :	2.4GHz High	Relative Humidity :	51~54%
Test Channel :	11	Test Engineer :	Kai Liao

WLAN 802.11n HT20 Channel 11

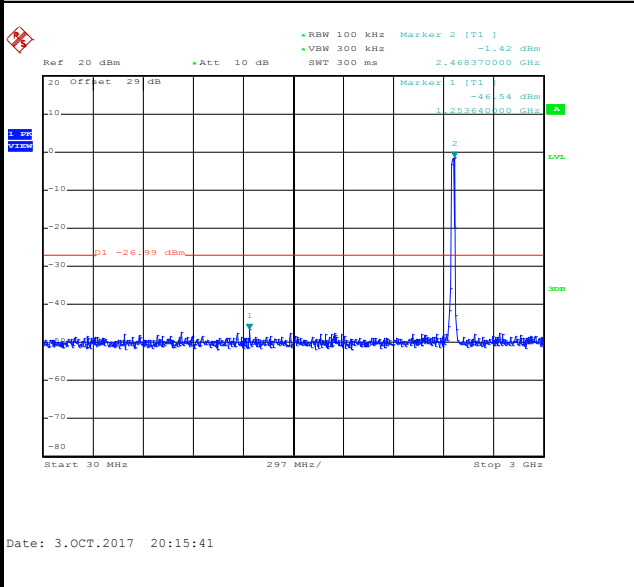
100kHz PSD reference Level



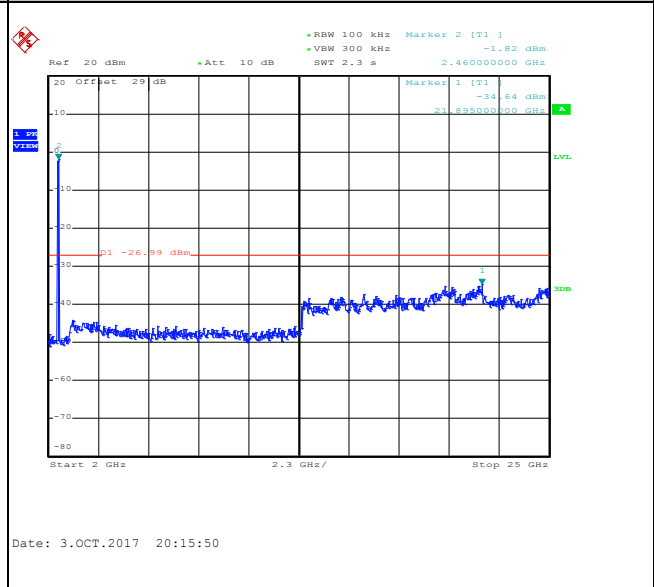
High Channel Plot



Spurious Emission 30MHz~3GHz

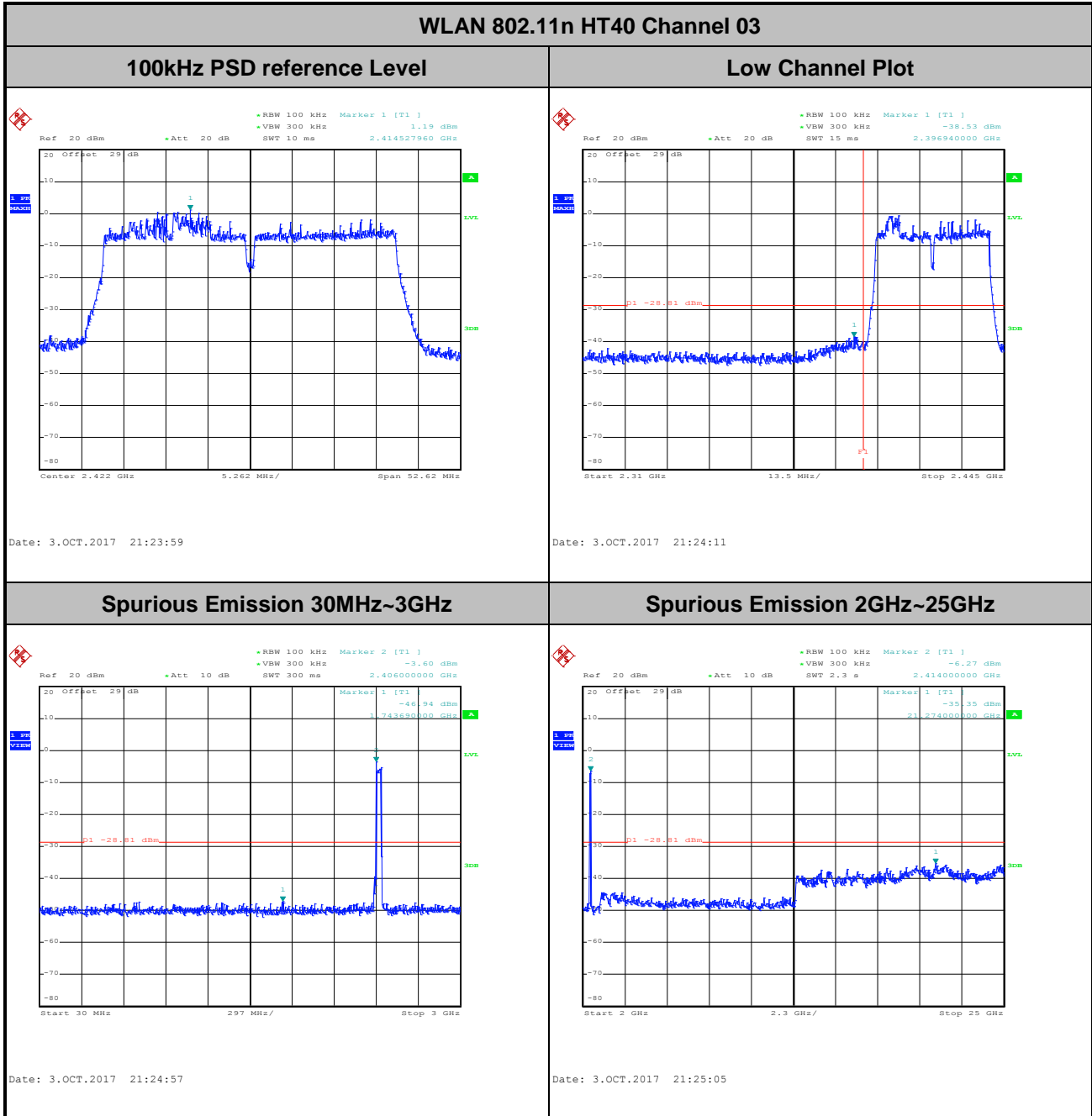


Spurious Emission 2GHz~25GHz





Number of TX :	2	Ant. :	2
Test Mode :	802.11n HT40	Temperature :	21~25°C
Test Band :	2.4GHz Low	Relative Humidity :	51~54%
Test Channel :	03	Test Engineer :	Kai Liao

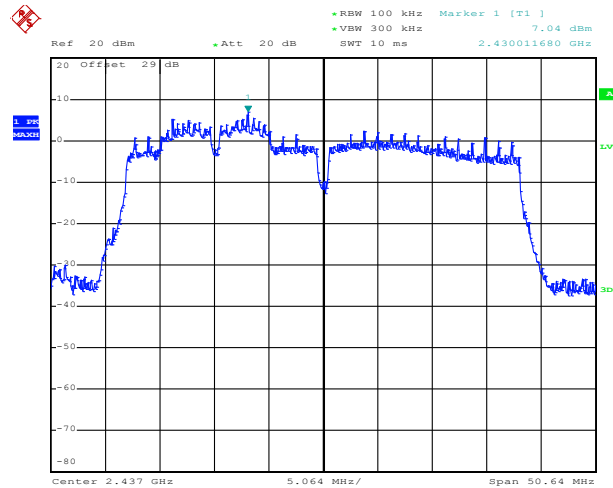




Number of TX :	2	Ant. :	2
Test Mode :	802.11n HT40	Temperature :	21~25°C
Test Band :	2.4GHz Mid	Relative Humidity :	51~54%
Test Channel :	06	Test Engineer :	Kai Liao

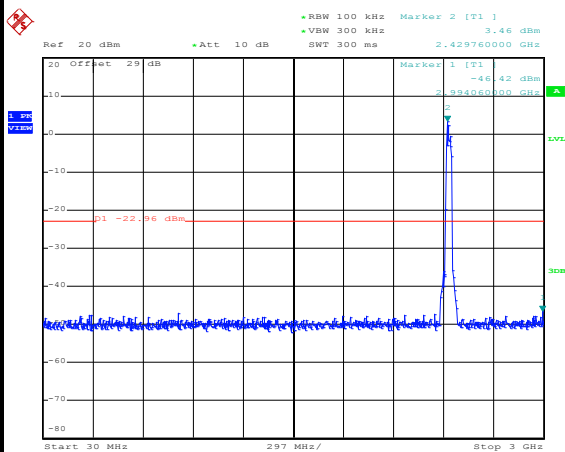
WLAN 802.11n HT40 Channel 06

100kHz PSD reference Level



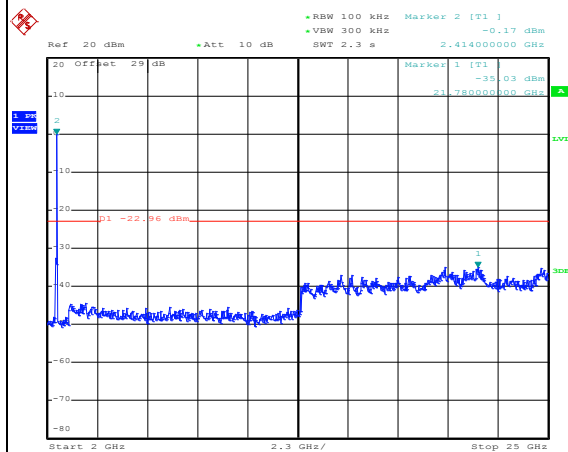
Date: 3.OCT.2017 20:37:30

Spurious Emission 30MHz~3GHz



Date: 3.OCT.2017 20:40:32

Spurious Emission 2GHz~25GHz



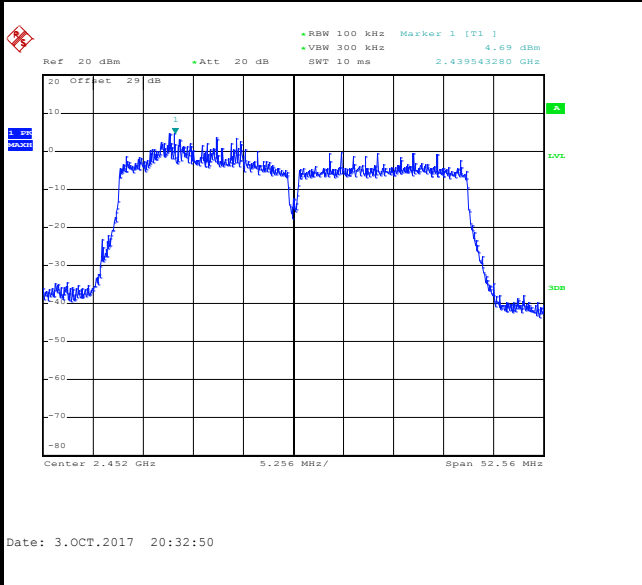
Date: 3.OCT.2017 20:40:40



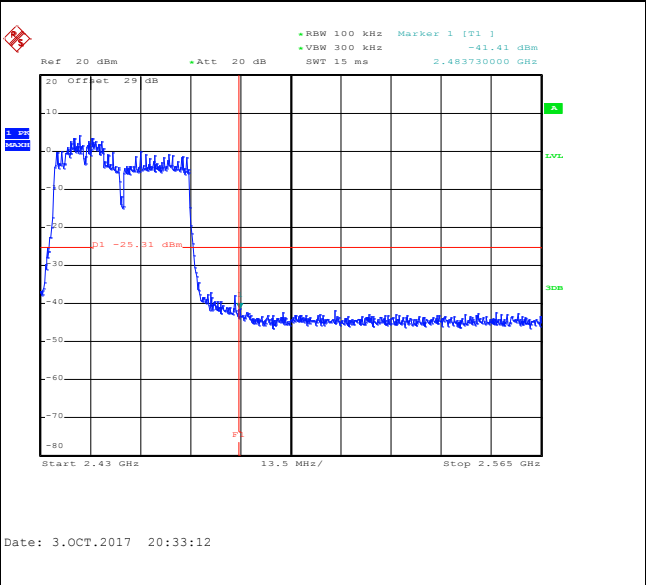
Number of TX :	2	Ant. :	2
Test Mode :	802.11n HT40	Temperature :	21~25°C
Test Band :	2.4GHz High	Relative Humidity :	51~54%
Test Channel :	09	Test Engineer :	Kai Liao

WLAN 802.11n HT40 Channel 09

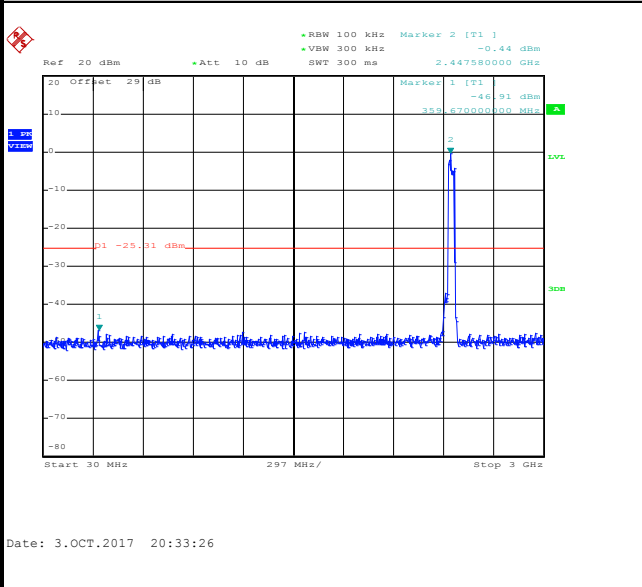
100kHz PSD reference Level



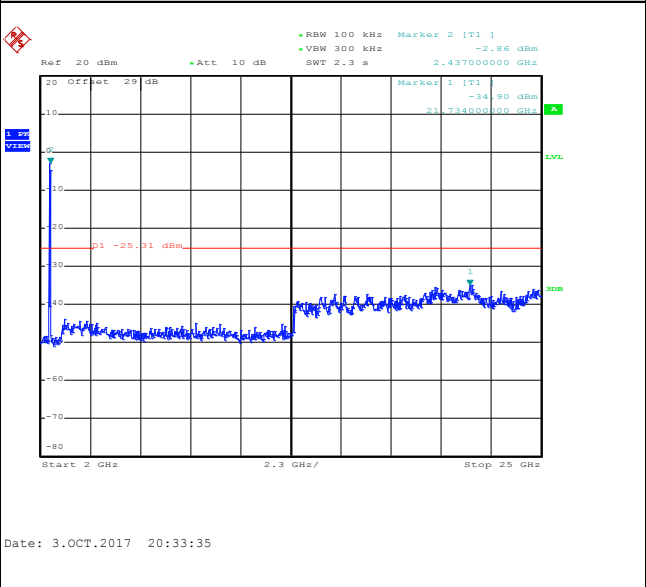
High Channel Plot



Spurious Emission 30MHz~3GHz



Spurious Emission 2GHz~25GHz





### 3.5 Radiated Band Edges and Spurious Emission Measurement

#### 3.5.1 Limit of Radiated band edge and Spurious Emission Measurement

In any 100 kHz bandwidth outside the intentional radiator frequency band, all harmonics/spurious must be at least 20 dB below the highest emission level within the authorized band. If the output power of this device was measured by spectrum analyzer, the attenuation under this paragraph shall be 30 dB instead of 20 dB. In addition, radiated emissions which fall in the restricted bands must also comply with the limits as below.

Frequency (MHz)	Field Strength (microvolts/meter)	Measurement Distance (meters)
0.009 – 0.490	2400/F(kHz)	300
0.490 – 1.705	24000/F(kHz)	30
1.705 – 30.0	30	30
30 – 88	100	3
88 – 216	150	3
216 - 960	200	3
Above 960	500	3

#### 3.5.2 Measuring Instruments

The measuring equipment is listed in the section 4 of this test report.

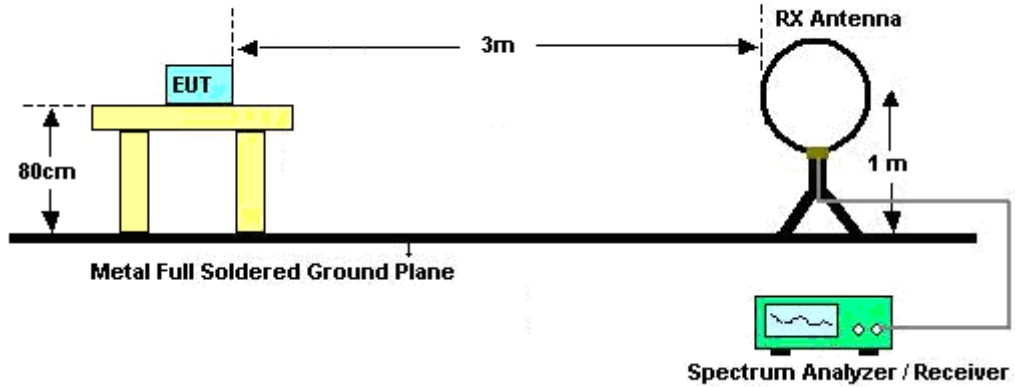


### 3.5.3 Test Procedures

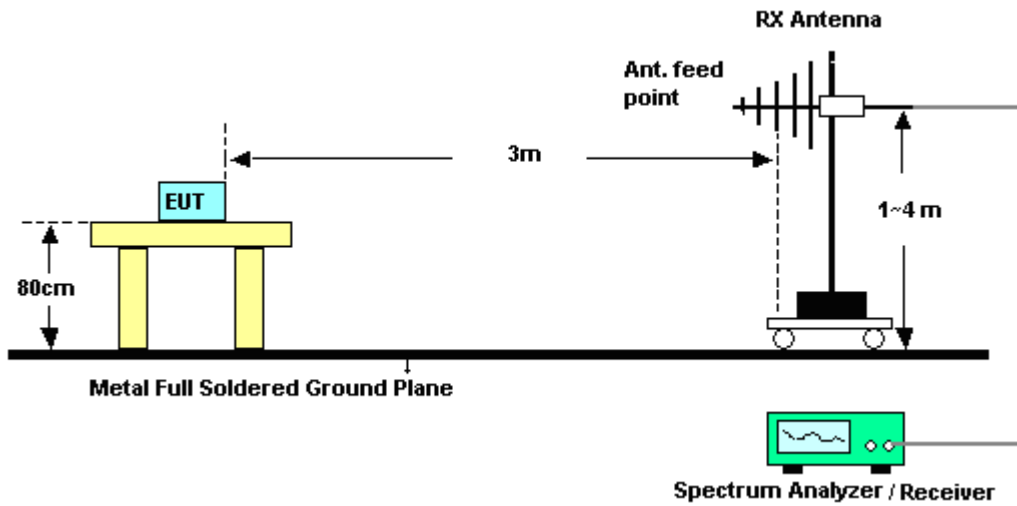
1. The testing follows FCC KDB Publication No. 558074 D01 DTS Meas. Guidance v04.
2. The EUT was arranged to its worst case and then tune the antenna tower (from 1 m to 4 m) and turntable (from 0 degree to 360 degrees) to find the maximum reading. A pre-amp and a high pass filter are used for the test in order to get better signal level.
3. The EUT was placed on a turntable with 0.8 meter for frequency below 1GHz and 1.5 meter for frequency above 1GHz respectively above ground.
4. The EUT was set 3 meters from the interference receiving antenna, which was mounted on the top of a variable height antenna tower.
5. Corrected Reading: Antenna Factor + Cable Loss + Read Level - Preamp Factor = Level
6. For measurement below 1GHz, If the emission level of the EUT measured by the peak detector is 3 dB lower than the applicable limit, the peak emission level will be reported. Otherwise, the emission measurement will be repeated using the quasi-peak detector and reported.
7. Use the following spectrum analyzer settings:
  - (1) Span shall wide enough to fully capture the emission being measured;
  - (2) Set RBW=100 kHz for  $f < 1$  GHz; VBW  $\geq$  RBW; Sweep = auto; Detector function = peak; Trace = max hold;
  - (3) Set RBW = 1 MHz, VBW= 3MHz for  $f \geq 1$  GHz for peak measurement.  
For average measurement:
    - VBW = 10 Hz, when duty cycle is no less than 98 percent.
    - VBW  $\geq 1/T$ , when duty cycle is less than 98 percent where T is the minimum transmission duration over which the transmitter is on and is transmitting at its maximum power control level for the tested mode of operation.

### 3.5.4 Test Setup

For radiated emissions below 30MHz

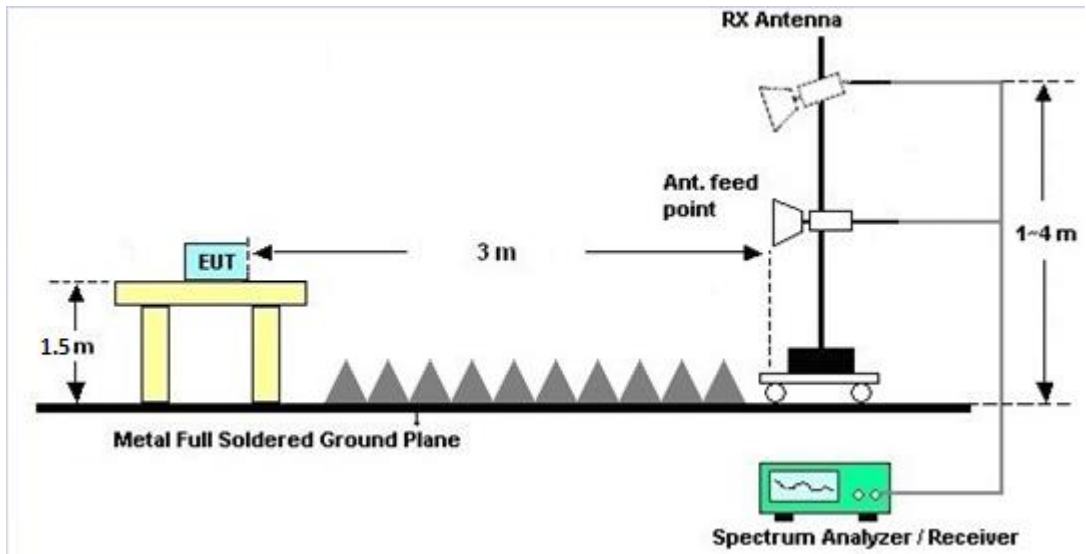


For radiated emissions from 30MHz to 1GHz

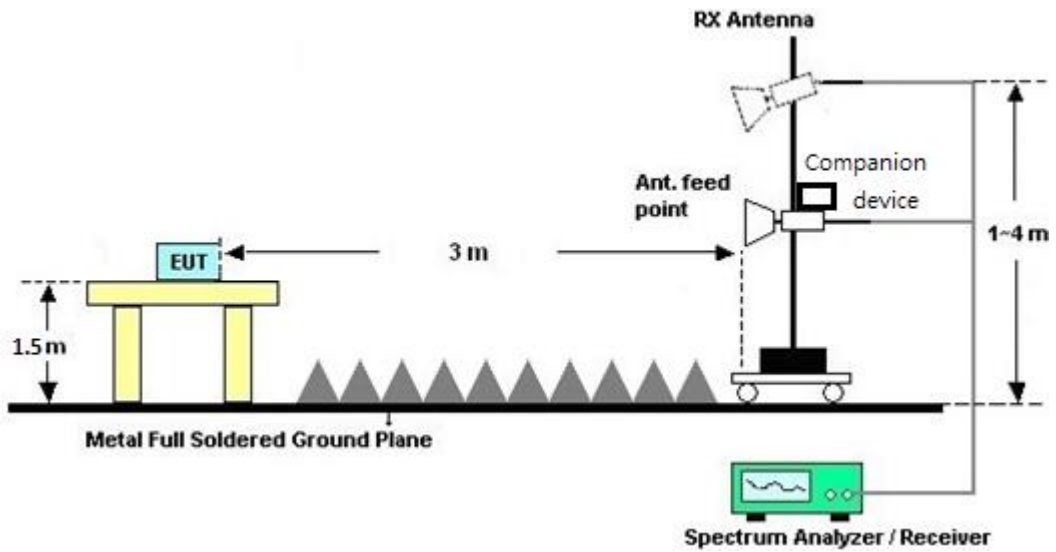


For radiated emissions above 1GHz

<CDD Modes>



<TXBF Modes>







### **3.5.5 Test Results of Radiated Spurious Emissions (9kHz ~ 30MHz)**

The low frequency, which started from 9 kHz to 30MHz, was pre-scanned and the result which was 20dB lower than the limit line was not reported.

### **3.5.6 Test Result of Radiated Spurious at Band Edges**

Please refer to Appendix B and C.

### **3.5.7 Duty Cycle**

Please refer to Appendix D.

### **3.5.8 Test Result of Radiated Spurious Emission (30MHz ~ 10<sup>th</sup> Harmonic)**

Please refer to Appendix B and C.



### 3.6 AC Conducted Emission Measurement

#### 3.6.1 Limit of AC Conducted Emission

For equipment that is designed to be connected to the public utility (AC) power line, the radio frequency voltage that is conducted back onto the AC power line on any frequency or frequencies within the band 150 kHz to 30 MHz shall not exceed the limits in the following table.

Frequency of Emission (MHz)	Conducted Limit (dB $\mu$ V)	
	Quasi-Peak	Average
0.15-0.5	66 to 56*	56 to 46*
0.5-5	56	46
5-30	60	50

\*Decreases with the logarithm of the frequency.

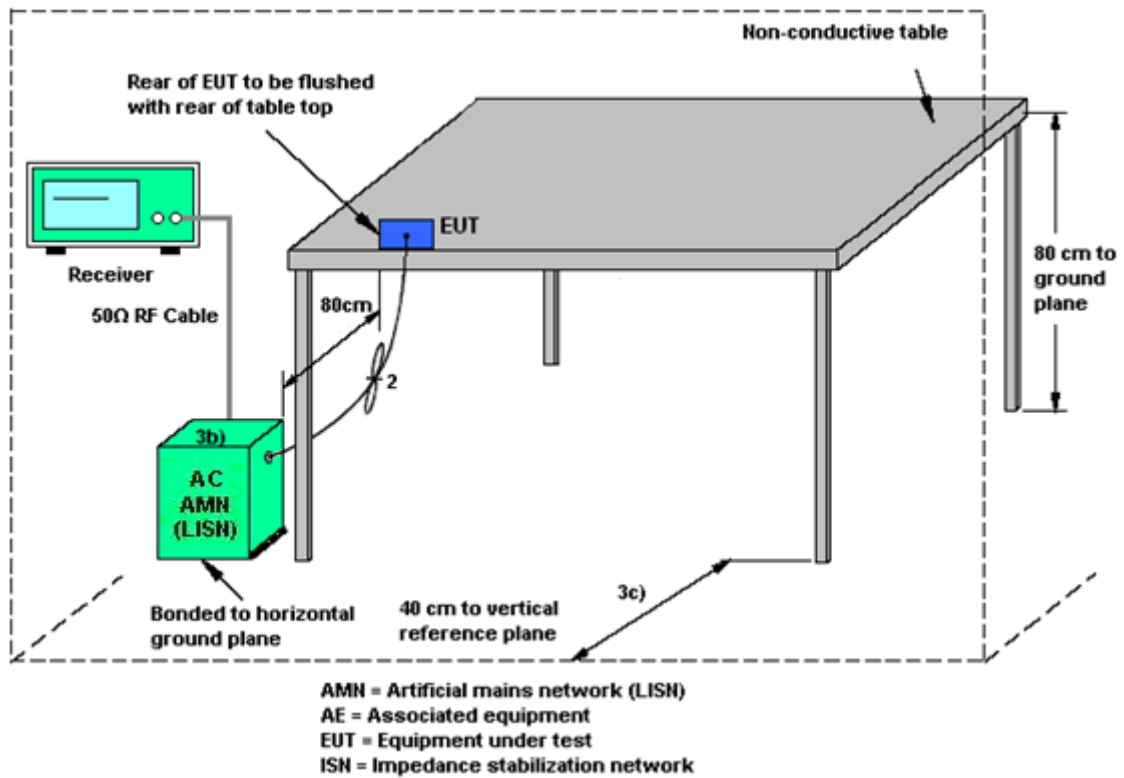
#### 3.6.2 Measuring Instruments

The measuring equipment is listed in the section 4 of this test report.

#### 3.6.3 Test Procedures

1. The EUT was placed 0.4 meter from the conducting wall of the shielding room, and it was kept at least 80 centimeters from any other grounded conducting surface.
2. Connect EUT to the power mains through a line impedance stabilization network (LISN).
3. All the support units are connecting to the other LISN.
4. The LISN provides 50 ohm coupling impedance for the measuring instrument.
5. The FCC states that a 50 ohm, 50 microhenry LISN should be used.
6. Both sides of AC line were checked for maximum conducted interference.
7. The frequency range from 150 kHz to 30 MHz was searched.
8. Set the test-receiver system to Peak Detect Function and specified bandwidth (IF bandwidth = 9kHz) with Maximum Hold Mode.

### 3.6.4 Test Setup



### 3.6.5 Test Result of AC Conducted Emission

Please refer to Appendix A.



### 3.7 Antenna Requirements

#### 3.7.1 Standard Applicable

If directional gain of transmitting Antennas is greater than 6dBi, the power shall be reduced by the same level in dB comparing to gain minus 6dBi. The use of a permanently attached Antenna or of an Antenna that uses a unique coupling to the intentional radiator shall be considered sufficient to comply with the rule.

#### 3.7.2 Antenna Anti-Replacement Construction

An embedded-in antenna design is used.

#### 3.7.3 Antenna Gain

##### CDD modes

FCC KDB 662911 D01 Multiple Transmitter Output v02r01

For CDD transmissions, directional gain is calculated as

Directional gain =  $G_{ANT} + \text{Array Gain}$ , where Array Gain is as follows.

For power spectral density (PSD) measurements on all devices,

Array Gain =  $10 \log(N_{ANT}/N_{SS}=1)$  dB.

For power measurements on IEEE 802.11 devices,

Array Gain = 0 dB (i.e., no array gain) for  $N_{ANT} \leq 4$ .

Directional gain may be calculated by using the formulas applicable to equal gain antennas with  $G_{ANT}$  set equal to the gain of the antenna having the highest gain;

The EUT supports CDD mode.

For power, the directional gain  $G_{ANT}$  is set equal to the antenna having the highest gain, i.e., F)2)f)i).

For PSD, the directional gain calculation is following F)2)f)ii) of KDB 662911 D01 v02r01.

The power and PSD limit should be modified if the directional gain of EUT is over 6 dBi,

The directional gain "DG" is calculated as following table.

	Chain 1	Chain 2	for Power	for PSD	Limit Reduction	Limit Reduction
	(dBi)	(dBi)	(dBi)	(dBi)	(dB)	(dB)
2.4 GHz	3.86	3.63	3.86	6.76	0.00	0.76

Power Limit Reduction =  $DG(\text{Power}) - 6\text{dBi}$ , ( min = 0 )

PSD Limit Reduction =  $DG(\text{PSD}) - 6\text{dBi}$ , ( min = 0 )



**TXBF modes**

FCC KDB 662911 D01 Multiple Transmitter Output v02r01

For CDD transmissions, directional gain is calculated as

$$DirectionalGain = 10 \cdot \log \left[ \frac{\sum_{j=1}^{N_{SS}} \left\{ \sum_{k=1}^{N_{ANT}} g_{j,k} \right\}^2}{N_{ANT}} \right]$$

where

Each antenna is driven by no more than one spatial stream;

$N_{SS}$  = the number of independent spatial streams of data;

$N_{ANT}$  = the total number of antennas

$g_{j,k} = 10^{G_k / 20}$  if the  $k$ th antenna is being fed by spatial stream  $j$ , or zero if it is not;  
 $G_k$  is the gain in dBi of the  $k$ th antenna.

The EUT supports beamforming for 802.11ac modes.

The directional gain calculation is following F)2)e)ii) of KDB 662911 D01 v02r01.

The power and PSD limit should be modified if the directional gain of EUT is over 6 dBi,

The directional gain "DG" is calculated as following table.

			DG	DG	Power	PSD
			for	for	Limit	Limit
	Ant. 1	Ant. 2	Power	PSD	Reduction	Reduction
	(dBi)	(dBi)	(dBi)	(dBi)	(dB)	(dB)
2.4 GHz	3.86	3.63	6.76	6.76	0.76	0.76

Power Limit Reduction = DG(Power) – 6dBi, ( min = 0 )

PSD Limit Reduction = DG(PSD) – 6dBi, ( min = 0 )



### 4 List of Measuring Equipment

Instrument	Manufacturer	Model No.	Serial No.	Characteristics	Calibration Date	Test Date	Due Date	Remark
Power Meter	Anritsu	ML2495A	1132003	N/A	Aug. 09, 2017	Sep. 04, 2017 ~ Oct. 24, 2017	Aug. 08, 2018	Conducted-CDD (TH05-HY)
Power Sensor	Anritsu	MA2411B	1126017	300MHz~40GHz	Aug. 09, 2017	Sep. 04, 2017 ~ Oct. 24, 2017	Aug. 08, 2018	Conducted-CDD (TH05-HY)
Spectrum Analyzer	Rohde & Schwarz	FSP40	100057	9kHz-40GHz	Nov. 25, 2016	Sep. 04, 2017 ~ Oct. 24, 2017	Nov. 24, 2017	Conducted-CDD (TH05-HY)
Programmable Power Supply	GW Instek	PSS-2005	EL890089	1V~20V 0.5A~5A	Jan. 12, 2017	Sep. 04, 2017 ~ Oct. 24, 2017	Jan. 11, 2018	Conducted-CDD (TH05-HY)
Power Sensor	DARE	RPR3006W	16I00054S NO11	10MHz~6GHz	Dec. 22, 2016	Sep. 14, 2017 ~ Oct. 16, 2017	Dec. 21, 2017	Conducted-TXBF (TH05-HY)
Signal Analyzer	Rohde & Schwarz	FSV40	101408	10Hz~40GHz	Jul. 20, 2017	Sep. 14, 2017 ~ Oct. 16, 2017	Jul. 19, 2018	Conducted-TXBF (TH05-HY)
Spectrum Analyzer	Rohde & Schwarz	FSP40	100057	9kHz-40GHz	Nov. 25, 2016	Sep. 14, 2017 ~ Oct. 16, 2017	Nov. 24, 2017	Conducted-TXBF (TH05-HY)
Programmable Power Supply	GW Instek	PSS-2005	EL890089	1V~20V 0.5A~5A	Jan. 12, 2017	Sep. 14, 2017 ~ Oct. 16, 2017	Jan. 11, 2018	Conducted-TXBF (TH05-HY)
AC Power Source	ChainTek	APC-1000W	N/A	N/A	N/A	Sep. 24, 2017	N/A	Conduction (CO05-HY)
EMI Test Receiver	Rohde & Schwarz	ESCI 7	100724	9kHz~7GHz	Sep. 20, 2017	Sep. 24, 2017	Sep. 19, 2018	Conduction (CO05-HY)
LISN	Rohde & Schwarz	ENV216	100080	9kHz~30MHz	Nov. 29, 2016	Sep. 24, 2017	Nov. 28, 2017	Conduction (CO05-HY)
Amplifier	SONOMA	310N	187312	9kHz~1GHz	Nov. 10, 2016	Sep. 06, 2017 ~ Sep. 29, 2017	Nov. 09, 2017	Radiation (03CH12-HY)
Bilog Antenna	TESEQ	CBL 6111D&00800 N1D01N-06	37059&01	30MHz~1GHz	Oct. 15, 2016	Sep. 06, 2017 ~ Sep. 29, 2017	Oct. 14, 2017	Radiation (03CH12-HY)
EMI Test Receiver	Rohde & Schwarz	ESU26	100390	20Hz~26.5GHz	Dec. 23, 2016	Sep. 06, 2017 ~ Sep. 29, 2017	Dec. 22, 2017	Radiation (03CH12-HY)
Horn Antenna	SCHWARZBECK	BBHA 9120D	9120D-1328	1GHz ~ 18GHz	Oct. 25, 2016	Sep. 06, 2017 ~ Sep. 29, 2017	Oct. 24, 2017	Radiation (03CH12-HY)
Preamplifier	MITEQ	AMF-7D-0010 1800-30-10P	1815698	1GHz~18GHz	Dec. 01, 2016	Sep. 06, 2017 ~ Sep. 29, 2017	Nov. 30, 2017	Radiation (03CH12-HY)
Preamplifier	Keysight	83017A	MY53270148	1GHz~26.5GHz	Jan. 12, 2017	Sep. 06, 2017 ~ Sep. 29, 2017	Jan. 11, 2018	Radiation (03CH12-HY)
Antenna Mast	EMEC	AM-BS-4500-B	N/A	1m~4m	N/A	Sep. 06, 2017 ~ Sep. 29, 2017	N/A	Radiation (03CH12-HY)
Turn Table	EMEC	TT2000	N/A	0~360 Degree	N/A	Sep. 06, 2017 ~ Sep. 29, 2017	N/A	Radiation (03CH12-HY)
SHF-EHF Horn Antenna	SCHWARZBECK	BBHA 9170	BBHA9170576	18GHz ~ 40GHz	Apr. 27, 2017	Sep. 06, 2017 ~ Sep. 29, 2017	Apr. 26, 2018	Radiation (03CH12-HY)
Preamplifier	MITEQ	TTA1840-35-HG	1887435	18GHz~40GHz	Oct. 13, 2016	Sep. 06, 2017 ~ Sep. 29, 2017	Oct. 12, 2017	Radiation (03CH12-HY)



## 5 Uncertainty of Evaluation

### Uncertainty of Conducted Emission Measurement (150kHz ~ 30MHz)

Measuring Uncertainty for a Level of Confidence of 95% ( $U = 2Uc(y)$ )	2.70
---	------

### Uncertainty of Radiated Emission Measurement (30 MHz ~ 1000 MHz)

Measuring Uncertainty for a Level of Confidence of 95% ( $U = 2Uc(y)$ )	5.10
---	------

### Uncertainty of Radiated Emission Measurement (1000 MHz ~ 18000 MHz)

Measuring Uncertainty for a Level of Confidence of 95% ( $U = 2Uc(y)$ )	5.20
---	------

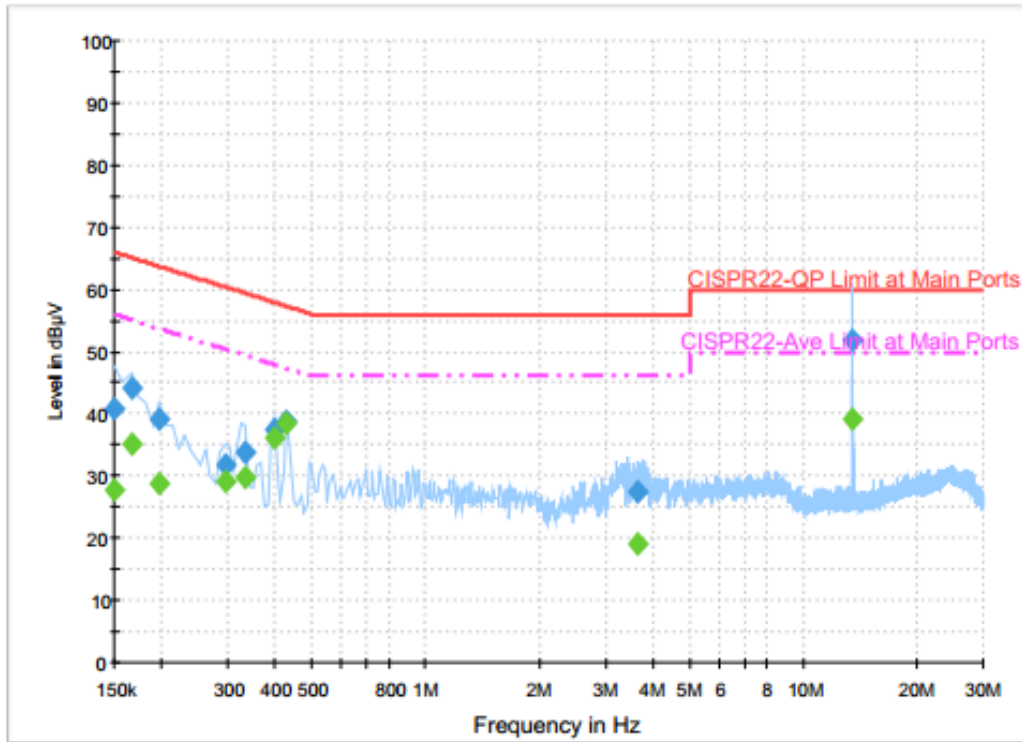
### Uncertainty of Radiated Emission Measurement (18000 MHz ~ 40000 MHz)

Measuring Uncertainty for a Level of Confidence of 95% ( $U = 2Uc(y)$ )	4.70
---	------



## Appendix A. AC Conducted Emission Test Results

Test Engineer :	Arthur Hsieh	Temperature :	21~24°C
		Relative Humidity :	51~55%



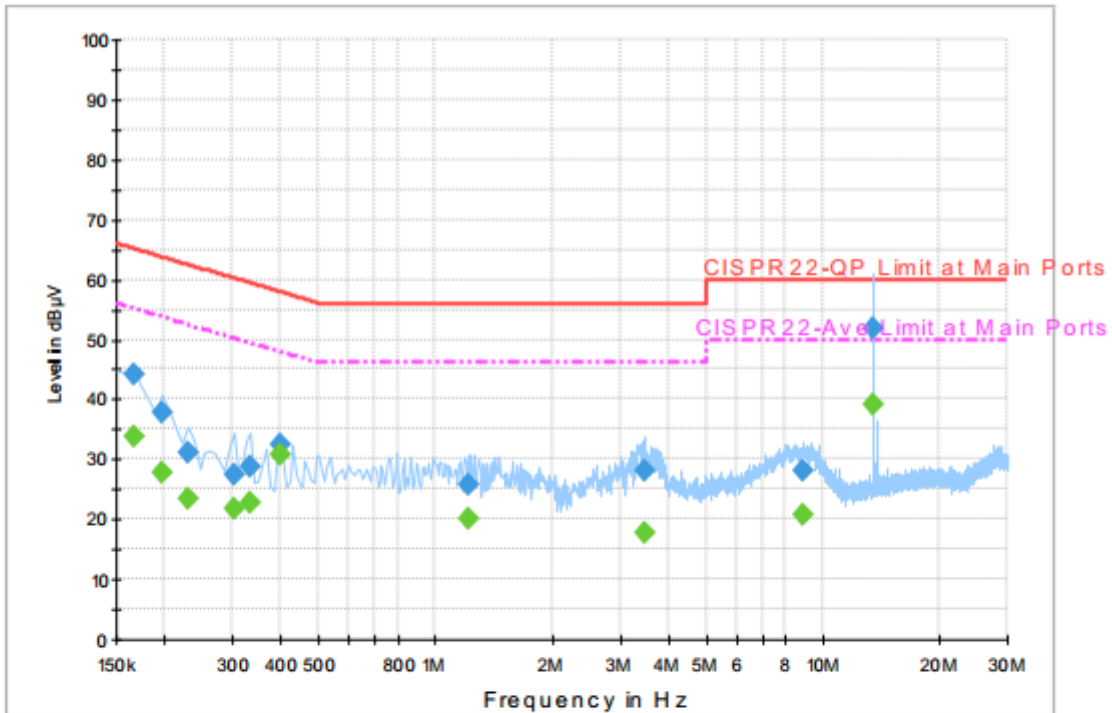
### Final Result 1

Frequency (MHz)	QuasiPeak (dBµV)	Filter	Line	Corr. (dB)	Margin (dB)	Limit (dBµV)
0.150000	40.8	Off	L1	19.6	25.2	66.0
0.166000	44.1	Off	L1	19.6	21.1	65.2
0.198000	39.0	Off	L1	19.6	24.7	63.7
0.294000	31.8	Off	L1	19.6	28.6	60.4
0.334000	33.9	Off	L1	19.6	25.5	59.4
0.398000	37.3	Off	L1	19.6	20.6	57.9
0.430000	38.7	Off	L1	19.6	18.6	57.3
3.638000	27.5	Off	L1	19.7	28.5	56.0
13.558000	51.7	Off	L1	20.2	8.3	60.0

### Final Result 2

Frequency (MHz)	Average (dBµV)	Filter	Line	Corr. (dB)	Margin (dB)	Limit (dBµV)
0.150000	27.7	Off	L1	19.6	28.3	56.0
0.166000	35.1	Off	L1	19.6	20.1	55.2
0.198000	28.9	Off	L1	19.6	24.8	53.7
0.294000	29.1	Off	L1	19.6	21.3	50.4
0.334000	29.7	Off	L1	19.6	19.7	49.4
0.398000	36.0	Off	L1	19.6	11.9	47.9
0.430000	38.4	Off	L1	19.6	8.9	47.3
3.638000	19.2	Off	L1	19.7	26.8	46.0
13.558000	39.1	Off	L1	20.2	10.9	50.0





### Final Result 1

Frequency (MHz)	QuasiPeak (dBµV)	Filter	Line	Corr. (dB)	Margin (dB)	Limit (dBµV)
0.166000	44.2	Off	N	19.5	21.0	65.2
0.198000	37.8	Off	N	19.5	25.9	63.7
0.230000	31.1	Off	N	19.5	31.3	62.4
0.302000	27.5	Off	N	19.5	32.7	60.2
0.334000	28.9	Off	N	19.5	30.5	59.4
0.398000	32.4	Off	N	19.5	25.5	57.9
1.222000	25.7	Off	N	19.6	30.3	56.0
3.478000	28.0	Off	N	19.6	28.0	56.0
8.870000	28.1	Off	N	20.0	31.9	60.0
13.558000	51.8	Off	N	20.3	8.2	60.0

### Final Result 2

Frequency (MHz)	Average (dBµV)	Filter	Line	Corr. (dB)	Margin (dB)	Limit (dBµV)
0.166000	33.7	Off	N	19.5	21.5	55.2
0.198000	27.7	Off	N	19.5	26.0	53.7
0.230000	23.3	Off	N	19.5	29.1	52.4
0.302000	21.7	Off	N	19.5	28.5	50.2
0.334000	22.9	Off	N	19.5	26.5	49.4
0.398000	30.9	Off	N	19.5	17.0	47.9
1.222000	20.1	Off	N	19.6	25.9	46.0
3.478000	17.6	Off	N	19.6	28.4	46.0
8.870000	20.7	Off	N	20.0	29.3	50.0
13.558000	39.0	Off	N	20.3	11.0	50.0



## Appendix B. Radiated Spurious Emission

Test Engineer :	Peter Liao, Nick Yu, Ray Chen	Temperature :	23~25°C
		Relative Humidity :	59~63%

### 2.4GHz 2400~2483.5MHz

#### WIFI 802.11b (Band Edge @ 3m)

WIFI	Note	Frequency	Level	Over	Limit	Read	Antenna	Cable	Preamp	Ant	Table	Peak	Pol.
Ant.				Limit	Line	Level	Factor	Loss	Factor	Pos	Pos	Avg.	
1		( MHz )	( dBμV/m )	( dB )	( dBμV/m )	( dBμV )	( dB/m )	( dB )	( dB )	( cm )	( deg )	( P/A )	( H/V )
802.11b CH 01 2412MHz		2385.915	54.49	-19.51	74	44.86	27.06	4.03	31.49	360	76	P	H
		2387.28	43.46	-10.54	54	33.83	27.06	4.03	31.49	360	76	A	H
	*	2412	101.92	-	-	92.19	27.14	4.05	31.49	360	76	P	H
	*	2412	97.43	-	-	87.7	27.14	4.05	31.49	360	76	A	H
		2390	58.78	-15.22	74	49.14	27.07	4.03	31.49	259	22	P	V
		2387.28	51.02	-2.98	54	41.39	27.06	4.03	31.49	259	22	A	V
	*	2412	110.82	-	-	101.09	27.14	4.05	31.49	259	22	P	V
	*	2412	106.41	-	-	96.68	27.14	4.05	31.49	259	22	A	V
802.11b CH 02 2417MHz		2388.82	53.97	-20.03	74	44.33	27.07	4.03	31.49	391	52	P	H
		2389.94	42.53	-11.47	54	32.89	27.07	4.03	31.49	391	52	A	H
	*	2417	102.63	-	-	92.88	27.15	4.05	31.48	391	52	P	H
	*	2417	98.08	-	-	88.33	27.15	4.05	31.48	391	52	A	H
		2389.94	56.18	-17.82	74	46.54	27.07	4.03	31.49	251	21	P	V
		2389.94	48.06	-5.94	54	38.42	27.07	4.03	31.49	251	21	A	V
	*	2417	111.26	-	-	101.51	27.15	4.05	31.48	251	21	P	V
	*	2417	106.7	-	-	96.95	27.15	4.05	31.48	251	21	A	V



802.11b CH 06 2437MHz		2370.34	53.22	-20.78	74	43.66	27.01	4.01	31.49	345	76	P	H
		2389.94	41.39	-12.61	54	31.75	27.07	4.03	31.49	345	76	A	H
	*	2437	102.17	-	-	92.34	27.21	4.07	31.48	345	76	P	H
	*	2437	97.84	-	-	88.01	27.21	4.07	31.48	345	76	A	H
		2494.54	53.75	-20.25	74	43.69	27.38	4.11	31.46	345	76	P	H
		2484.39	41.65	-12.35	54	31.63	27.35	4.11	31.47	345	76	A	H
		2388.96	54.64	-19.36	74	45	27.07	4.03	31.49	226	35	P	V
		2389.94	42.88	-11.12	54	33.24	27.07	4.03	31.49	226	35	A	V
	*	2437	111.08	-	-	101.25	27.21	4.07	31.48	226	35	P	V
	*	2437	106.35	-	-	96.52	27.21	4.07	31.48	226	35	A	V
		2485.58	53.77	-20.23	74	43.74	27.36	4.11	31.47	226	35	P	V
		2483.69	42.3	-11.7	54	32.28	27.35	4.11	31.47	226	35	A	V
	802.11b CH 10 2457MHz	*	2457	100.1	-	-	90.19	27.27	4.08	31.47	108	351	P
*		2457	95.69	-	-	85.78	27.27	4.08	31.47	108	351	A	H
		2484.1	53.35	-20.65	74	43.33	27.35	4.11	31.47	108	351	P	H
		2483.74	41.92	-12.08	54	31.9	27.35	4.11	31.47	108	351	A	H
													H
													H
*		2457	109.61	-	-	99.7	27.27	4.08	31.47	219	27	P	V
*		2457	105.32	-	-	95.41	27.27	4.08	31.47	219	27	A	V
		2485.12	54.46	-19.54	74	44.43	27.36	4.11	31.47	219	27	P	V
		2483.62	44.32	-9.68	54	34.3	27.35	4.11	31.47	219	27	A	V
												V	
												V	



<b>802.11b CH 11 2462MHz</b>	*	2462	98.92	-	-	88.99	27.29	4.08	31.47	110	351	P	H
	*	2462	94.52	-	-	84.59	27.29	4.08	31.47	110	351	A	H
		2485.12	53.45	-20.55	74	43.42	27.36	4.11	31.47	110	351	P	H
		2483.52	42.07	-11.93	54	32.05	27.35	4.11	31.47	110	351	A	H
													H
													H
	*	2462	109.65	-	-	99.72	27.29	4.08	31.47	219	35	P	V
	*	2462	105.19	-	-	95.26	27.29	4.08	31.47	219	35	A	V
		2484.76	56.48	-17.52	74	46.46	27.35	4.11	31.47	219	35	P	V
		2483.52	45.59	-8.41	54	35.57	27.35	4.11	31.47	219	35	A	V
													V
													V
<b>Remark</b>	1. No other spurious found. 2. All results are PASS against Peak and Average limit line.												



**2.4GHz 2400~2483.5MHz  
WIFI 802.11b (Harmonic @ 3m)**

WIFI Ant. 1	Note	Frequency ( MHz )	Level ( dBμV/m )	Over Limit ( dB )	Limit Line ( dBμV/m )	Read Level ( dBμV )	Antenna Factor ( dB/m )	Cable Loss ( dB )	Preamp Factor ( dB )	Ant Pos ( cm )	Table Pos ( deg )	Peak Avg. ( P/A )	Pol. ( H/V )	
802.11b CH 01 2412MHz		4824	43.28	-30.72	74	62.71	32.18	6.17	58.31	100	0	P	H	
													H	
													H	
													H	
			4824	46.87	-27.13	74	66.3	32.18	6.17	58.31	100	0	P	V
														V
														V
802.11b CH 02 2417MHz		4834	42.82	-31.18	74	62.21	32.2	6.17	58.29	100	0	P	H	
		7251	44.15	-29.85	74	58.28	36.8	7.73	59.06	100	0	P	H	
													H	
													H	
			4834	46.14	-27.86	74	65.53	32.2	6.17	58.29	100	0	P	V
			7251	44.65	-29.35	74	58.78	36.8	7.73	59.06	100	0	P	V
														V
802.11b CH 06 2437MHz		4874	42.47	-31.53	74	61.71	32.27	6.21	58.24	100	0	P	H	
		7311	44.38	-29.62	74	58.43	36.97	7.72	59.09	100	0	P	H	
													H	
													H	
			4874	43.19	-30.81	74	62.43	32.27	6.21	58.24	100	0	P	V
			7311	44.82	-29.18	74	58.87	36.97	7.72	59.09	100	0	P	V
														V



<b>802.11b</b> <b>CH 10</b> <b>2457MHz</b>	4914	39.85	-34.15	74	58.97	32.35	6.23	58.2	100	0	P	H
	7371	44.74	-29.26	74	58.71	37.14	7.72	59.13	100	0	P	H
												H
												H
	4914	41.55	-32.45	74	60.67	32.35	6.23	58.2	100	0	P	V
	7371	44.35	-29.65	74	58.32	37.14	7.72	59.13	100	0	P	V
												V
												V
<b>802.11b</b> <b>CH 11</b> <b>2462MHz</b>	4924	40.01	-33.99	74	59.1	32.36	6.23	58.18	100	0	P	H
	7386	45.08	-28.92	74	59.03	37.18	7.72	59.14	100	0	P	H
												H
												H
	4924	41.67	-32.33	74	60.76	32.36	6.23	58.18	100	0	P	V
	7386	44.92	-29.08	74	58.87	37.18	7.72	59.14	100	0	P	V
												V
												V
<b>Remark</b>	1. No other spurious found. 2. All results are PASS against Peak and Average limit line.											



**2.4GHz 2400~2483.5MHz  
WIFI 802.11g (Band Edge @ 3m)**

WIFI Ant. 1	Note	Frequency ( MHz )	Level ( dBμV/m )	Over Limit ( dB )	Limit Line ( dBμV/m )	Read Level ( dBμV )	Antenna Factor ( dB/m )	Cable Loss ( dB )	Preamp Factor ( dB )	Ant Pos ( cm )	Table Pos ( deg )	Peak Avg. ( P/A )	Pol. ( H/V )	
802.11g CH 01 2412MHz		2390	55.54	-18.46	74	45.9	27.07	4.03	31.49	137	352	P	H	
		2390	45.32	-8.68	54	35.68	27.07	4.03	31.49	137	352	A	H	
	*	2412	98.43	-	-	88.7	27.14	4.05	31.49	137	352	P	H	
	*	2412	89.35	-	-	79.62	27.14	4.05	31.49	137	352	A	H	
													H	
													H	
			2389.59	62.13	-11.87	74	52.49	27.07	4.03	31.49	100	1	P	V
			2390	51.57	-2.43	54	41.93	27.07	4.03	31.49	100	1	A	V
	*		2412	106.71	-	-	96.98	27.14	4.05	31.49	100	1	P	V
	*		2412	97.21	-	-	87.48	27.14	4.05	31.49	100	1	A	V
													V	
													V	
802.11g CH 02 2417MHz		2344.86	53.2	-20.8	74	43.74	26.93	4	31.5	140	353	P	H	
		2389.94	43.33	-10.67	54	33.69	27.07	4.03	31.49	140	353	A	H	
	*	2417	100.14	-	-	90.39	27.15	4.05	31.48	140	353	P	H	
	*	2417	90.97	-	-	81.22	27.15	4.05	31.48	140	353	A	H	
													H	
													H	
			2388.82	55.82	-18.18	74	46.18	27.07	4.03	31.49	250	18	P	V
			2389.94	46.33	-7.67	54	36.69	27.07	4.03	31.49	250	18	A	V
	*		2417	108.59	-	-	98.84	27.15	4.05	31.48	250	18	P	V
	*		2417	99.89	-	-	90.14	27.15	4.05	31.48	250	18	A	V
													V	
													V	



802.11g CH 06 2437MHz		2366.14	54.1	-19.9	74	44.55	27	4.01	31.49	140	353	P	H
		2389.8	43.51	-10.49	54	33.87	27.07	4.03	31.49	140	353	A	H
	*	2437	102.62	-	-	92.79	27.21	4.07	31.48	140	353	P	H
	*	2437	93.15	-	-	83.32	27.21	4.07	31.48	140	353	A	H
		2488.52	54.88	-19.12	74	44.84	27.37	4.11	31.47	140	353	P	H
		2489.29	43.09	-10.91	54	33.05	27.37	4.11	31.47	140	353	A	H
		2389.94	55.99	-18.01	74	46.35	27.07	4.03	31.49	249	29	P	V
		2389.38	46.39	-7.61	54	36.75	27.07	4.03	31.49	249	29	A	V
	*	2437	112.2	-	-	102.37	27.21	4.07	31.48	249	29	P	V
	*	2437	102.33	-	-	92.5	27.21	4.07	31.48	249	29	A	V
		2483.69	55.06	-18.94	74	45.04	27.35	4.11	31.47	249	29	P	V
		2483.62	44.87	-9.13	54	34.85	27.35	4.11	31.47	249	29	A	V
802.11g CH 10 2457MHz	*	2457	97.98	-	-	88.07	27.27	4.08	31.47	133	352	P	H
	*	2457	88.83	-	-	78.92	27.27	4.08	31.47	133	352	A	H
		2485.36	53.77	-20.23	74	43.74	27.36	4.11	31.47	133	352	P	H
		2488.12	43.2	-10.8	54	33.17	27.36	4.11	31.47	133	352	A	H
													H
													H
	*	2457	107.15	-	-	97.24	27.27	4.08	31.47	248	27	P	V
	*	2457	97.91	-	-	88	27.27	4.08	31.47	248	27	A	V
		2484.28	55.6	-18.4	74	45.58	27.35	4.11	31.47	248	27	P	V
		2484.1	44.38	-9.62	54	34.36	27.35	4.11	31.47	248	27	A	V
												V	
												V	





<b>802.11g</b>  <b>CH 11</b>  <b>2462MHz</b>	*	2462	98.35	-	-	88.42	27.29	4.08	31.47	134	353	P	H
	*	2462	89.07	-	-	79.14	27.29	4.08	31.47	134	353	A	H
		2490.32	53.95	-20.05	74	43.91	27.37	4.11	31.47	134	353	P	H
		2485.48	43.12	-10.88	54	33.09	27.36	4.11	31.47	134	353	A	H
													H
													H
	*	2462	107.48	-	-	97.55	27.29	4.08	31.47	245	37	P	V
	*	2462	98	-	-	88.07	27.29	4.08	31.47	245	37	A	V
		2484.08	55.53	-18.47	74	45.51	27.35	4.11	31.47	245	37	P	V
		2483.56	44.9	-9.1	54	34.88	27.35	4.11	31.47	245	37	A	V
													V
													V
<b>Remark</b>	1. No other spurious found. 2. All results are PASS against Peak and Average limit line.												



**2.4GHz 2400~2483.5MHz  
WIFI 802.11g (Harmonic @ 3m)**

WIFI Ant. 1	Note	Frequency ( MHz )	Level ( dBμV/m )	Over Limit ( dB )	Limit Line ( dBμV/m )	Read Level ( dBμV )	Antenna Factor ( dB/m )	Cable Loss ( dB )	Preamp Factor ( dB )	Ant Pos ( cm )	Table Pos ( deg )	Peak Avg. ( P/A )	Pol. ( H/V )
802.11g CH 01 2412MHz		4824	39.26	-34.74	74	58.69	32.18	6.17	58.31	100	0	P	H
													H
													H
													H
													H
													V
													V
802.11g CH 02 2417MHz		4834	39.78	-34.22	74	59.17	32.2	6.17	58.29	100	0	P	H
		7251	45.27	-28.73	74	59.4	36.8	7.73	59.06	100	0	P	H
													H
													H
													V
													V
													V
802.11g CH 06 2437MHz		4874	40.34	-33.66	74	59.58	32.27	6.21	58.24	100	0	P	H
		7311	45.23	-28.77	74	59.28	36.97	7.72	59.09	100	0	P	H
													H
													H
													V
													V
													V



<b>802.11g</b> <b>CH 10</b> <b>2457MHz</b>	4914	39.29	-34.71	74	58.41	32.35	6.23	58.2	100	0	P	H
	7371	44.72	-29.28	74	58.69	37.14	7.72	59.13	100	0	P	H
												H
												H
	4914	39.45	-34.55	74	58.57	32.35	6.23	58.2	100	0	P	V
	7371	44.51	-29.49	74	58.48	37.14	7.72	59.13	100	0	P	V
												V
												V
<b>802.11g</b> <b>CH 11</b> <b>2462MHz</b>	4924	39.26	-34.74	74	58.35	32.36	6.23	58.18	100	0	P	H
	7386	44.42	-29.58	74	58.37	37.18	7.72	59.14	100	0	P	H
												H
												H
	4924	39.32	-34.68	74	58.41	32.36	6.23	58.18	100	0	P	V
	7386	44.63	-29.37	74	58.58	37.18	7.72	59.14	100	0	P	V
												V
												V
<b>Remark</b>	1. No other spurious found. 2. All results are PASS against Peak and Average limit line.											



**2.4GHz 2400~2483.5MHz  
WIFI 802.11n HT20 (Band Edge @ 3m)**

WIFI Ant. 1	Note	Frequency ( MHz )	Level ( dBμV/m )	Over Limit ( dB )	Limit Line ( dBμV/m )	Read Level ( dBμV )	Antenna Factor ( dB/m )	Cable Loss ( dB )	Preamp Factor ( dB )	Ant Pos ( cm )	Table Pos ( deg )	Peak Avg. ( P/A )	Pol. ( H/V )	
802.11n HT20 CH 01 2412MHz		2389.38	54.32	-19.68	74	44.68	27.07	4.03	31.49	138	353	P	H	
		2390	44.16	-9.84	54	34.52	27.07	4.03	31.49	138	353	A	H	
	*	2412	96.52	-	-	86.79	27.14	4.05	31.49	138	353	P	H	
	*	2412	87.1	-	-	77.37	27.14	4.05	31.49	138	353	A	H	
													H	
														H
			2389.59	59.66	-14.34	74	50.02	27.07	4.03	31.49	100	0	P	V
			2389.905	48.87	-5.13	54	39.23	27.07	4.03	31.49	100	0	A	V
		*	2412	104.01	-	-	94.28	27.14	4.05	31.49	100	0	P	V
		*	2412	95.31	-	-	85.58	27.14	4.05	31.49	100	0	A	V
													V	
													V	
802.11n HT20 CH 02 2417MHz		2381.68	53.95	-20.05	74	44.33	27.05	4.03	31.49	391	49	P	H	
		2384.9	43.02	-10.98	54	33.4	27.05	4.03	31.49	391	49	A	H	
	*	2417	98.77	-	-	89.02	27.15	4.05	31.48	391	49	P	H	
	*	2417	89.63	-	-	79.88	27.15	4.05	31.48	391	49	A	H	
													H	
														H
			2380.56	53.47	-20.53	74	43.86	27.04	4.03	31.49	251	23	P	V
			2389.8	43.8	-10.2	54	34.16	27.07	4.03	31.49	251	23	A	V
		*	2417	107.04	-	-	97.29	27.15	4.05	31.48	251	23	P	V
		*	2417	97.87	-	-	88.12	27.15	4.05	31.48	251	23	A	V
													V	
													V	



802.11n HT20 CH 06 2437MHz		2388.68	53.5	-20.5	74	43.86	27.07	4.03	31.49	390	45	P	H
		2389.24	43.21	-10.79	54	33.57	27.07	4.03	31.49	390	45	A	H
	*	2437	103.15	-	-	93.32	27.21	4.07	31.48	390	45	P	H
	*	2437	94.17	-	-	84.34	27.21	4.07	31.48	390	45	A	H
		2486.91	53.83	-20.17	74	43.8	27.36	4.11	31.47	390	45	P	H
		2485.72	43.19	-10.81	54	33.16	27.36	4.11	31.47	390	45	A	H
		2389.1	56.02	-17.98	74	46.38	27.07	4.03	31.49	252	20	P	V
		2389.8	46.35	-7.65	54	36.71	27.07	4.03	31.49	252	20	A	V
	*	2437	111.7	-	-	101.87	27.21	4.07	31.48	252	20	P	V
	*	2437	102.5	-	-	92.67	27.21	4.07	31.48	252	20	A	V
		2486	54.42	-19.58	74	44.39	27.36	4.11	31.47	252	20	P	V
		2483.5	44.68	-9.32	54	34.66	27.35	4.11	31.47	252	20	A	V
802.11n HT20 CH 10 2457MHz	*	2457	96.98	-	-	87.07	27.27	4.08	31.47	300	71	P	H
	*	2457	88.07	-	-	78.16	27.27	4.08	31.47	300	71	A	H
		2491.72	54.15	-19.85	74	44.1	27.38	4.11	31.47	300	71	P	H
		2493.94	43.11	-10.89	54	33.05	27.38	4.11	31.46	300	71	A	H
												P	H
												A	H
	*	2457	105.33	-	-	95.42	27.27	4.08	31.47	246	17	P	V
	*	2457	96.01	-	-	86.1	27.27	4.08	31.47	246	17	A	V
		2499.16	54.04	-19.96	74	43.96	27.4	4.11	31.46	246	17	P	V
		2485.18	43.63	-10.37	54	33.6	27.36	4.11	31.47	246	17	A	V
											P	V	
											A	V	



<b>802.11n HT20 CH 11 2462MHz</b>	*	2462	98.88	-	-	88.95	27.29	4.08	31.47	300	72	P	H
	*	2462	88.81	-	-	78.88	27.29	4.08	31.47	300	72	A	H
		2496.88	54.47	-19.53	74	44.4	27.39	4.11	31.46	300	72	P	H
		2485.44	43.21	-10.79	54	33.18	27.36	4.11	31.47	300	72	A	H
													H
													H
	*	2462	106.35	-	-	96.42	27.29	4.08	31.47	272	19	P	V
	*	2462	96.49	-	-	86.56	27.29	4.08	31.47	272	19	A	V
		2484.44	54.38	-19.62	74	44.36	27.35	4.11	31.47	272	19	P	V
		2483.76	44.41	-9.59	54	34.39	27.35	4.11	31.47	272	19	A	V
												V	
												V	
<b>Remark</b>	<ol style="list-style-type: none"> <li>No other spurious found.</li> <li>All results are PASS against Peak and Average limit line.</li> </ol>												



**2.4GHz 2400~2483.5MHz  
WIFI 802.11n HT20 (Harmonic @ 3m)**

WIFI Ant. 1	Note	Frequency ( MHz )	Level ( dBμV/m )	Over Limit ( dB )	Limit Line ( dBμV/m )	Read Level ( dBμV )	Antenna Factor ( dB/m )	Cable Loss ( dB )	Preamp Factor ( dB )	Ant Pos ( cm )	Table Pos ( deg )	Peak Avg. ( P/A )	Pol. ( H/V )	
802.11n HT20 CH 01 2412MHz		4824	39.74	-34.26	74	59.17	32.18	6.17	58.31	100	0	P	H	
													H	
													H	
													H	
			4824	39.8	-34.2	74	59.23	32.18	6.17	58.31	100	0	P	V
														V
														V
802.11n HT20 CH 02 2417MHz		4834	39.13	-34.87	74	58.52	32.2	6.17	58.29	100	0	P	H	
		7251	44.16	-29.84	74	58.29	36.8	7.73	59.06	100	0	P	H	
													H	
													H	
			4824	40.4	-33.6	74	59.83	32.18	6.17	58.31	100	0	P	V
			7251	43.6	-30.4	74	57.73	36.8	7.73	59.06	100	0	P	V
														V
802.11n HT20 CH 06 2437MHz		4874	39.51	-34.49	74	58.75	32.27	6.21	58.24	100	0	P	H	
		7311	45.18	-28.82	74	59.23	36.97	7.72	59.09	100	0	P	H	
													H	
													H	
			4874	40.2	-33.8	74	59.44	32.27	6.21	58.24	100	0	P	V
			7311	45.8	-28.2	74	59.85	36.97	7.72	59.09	100	0	P	V
														V



<b>802.11n</b> <b>HT20</b> <b>CH 10</b> <b>2457MHz</b>		4914	39.4	-34.6	74	58.52	32.35	6.23	58.2	100	0	P	H
		7371	44.74	-29.26	74	58.71	37.14	7.72	59.13	100	0	P	H
													H
													H
		4914	39.16	-34.84	74	58.28	32.35	6.23	58.2	100	0	P	V
		7371	44.22	-29.78	74	58.19	37.14	7.72	59.13	100	0	P	V
													V
<b>802.11n</b> <b>HT20</b> <b>CH 11</b> <b>2462MHz</b>		4924	39.25	-34.75	74	58.34	32.36	6.23	58.18	100	0	P	H
		7386	44.31	-29.69	74	58.26	37.18	7.72	59.14	100	0	P	H
													H
													H
		4924	39.23	-34.77	74	58.32	32.36	6.23	58.18	100	0	P	V
		7386	44.66	-29.34	74	58.61	37.18	7.72	59.14	100	0	P	V
													V
<b>Remark</b>	1. No other spurious found. 2. All results are PASS against Peak and Average limit line.												





**2.4GHz 2400~2483.5MHz  
WIFI 802.11n HT40 (Band Edge @ 3m)**

WIFI Ant. 1	Note	Frequency ( MHz )	Level ( dBμV/m )	Over Limit ( dB )	Limit Line ( dBμV/m )	Read Level ( dBμV )	Antenna Factor ( dB/m )	Cable Loss ( dB )	Preamp Factor ( dB )	Ant Pos ( cm )	Table Pos ( deg )	Peak Avg. ( P/A )	Pol. ( H/V )
802.11n HT40 CH 03 2422MHz		2389.24	56.28	-17.72	74	46.64	27.07	4.03	31.49	395	72	P	H
		2389.38	45.49	-8.51	54	35.85	27.07	4.03	31.49	395	72	A	H
	*	2422	95.45	-	-	85.68	27.17	4.05	31.48	395	72	P	H
	*	2422	86.05	-	-	76.28	27.17	4.05	31.48	395	72	A	H
		2498.95	53.81	-20.19	74	43.73	27.4	4.11	31.46	395	72	P	H
		2498.67	43.34	-10.66	54	33.26	27.4	4.11	31.46	395	72	A	H
		2389.66	62.55	-11.45	74	52.91	27.07	4.03	31.49	178	326	P	V
		2389.66	52.97	-1.03	54	43.33	27.07	4.03	31.49	178	326	A	V
	*	2422	104.7	-	-	94.93	27.17	4.05	31.48	178	326	P	V
	*	2422	95.1	-	-	85.33	27.17	4.05	31.48	178	326	A	V
		2498.46	53.09	-20.91	74	43.01	27.4	4.11	31.46	178	326	P	V
		2484.67	43.58	-10.42	54	33.56	27.35	4.11	31.47	178	326	A	V
802.11n HT40 CH 06 2437MHz		2387.98	56.31	-17.69	74	46.68	27.06	4.03	31.49	395	72	P	H
		2389.8	45.65	-8.35	54	36.01	27.07	4.03	31.49	395	72	A	H
	*	2437	98.16	-	-	88.33	27.21	4.07	31.48	395	72	P	H
	*	2437	88.81	-	-	78.98	27.21	4.07	31.48	395	72	A	H
		2483.5	58.23	-15.77	74	48.21	27.35	4.11	31.47	395	72	P	H
		2483.55	45.79	-8.21	54	35.77	27.35	4.11	31.47	395	72	A	H
		2389.94	67.46	-6.54	74	57.82	27.07	4.03	31.49	176	327	P	V
		2389.8	52.66	-1.34	54	43.02	27.07	4.03	31.49	176	327	A	V
	*	2437	106.87	-	-	97.04	27.21	4.07	31.48	176	327	P	V
	*	2437	97.61	-	-	87.78	27.21	4.07	31.48	176	327	A	V
	2484.18	66.45	-7.55	74	56.43	27.35	4.11	31.47	176	327	P	V	
	2483.55	52.76	-1.24	54	42.74	27.35	4.11	31.47	176	327	A	V	



<b>802.11n</b>  <b>HT40</b>  <b>CH 09</b>  <b>2452MHz</b>		2325.12	53.62	-20.38	74	44.24	26.88	3.98	31.51	381	70	P	H
		2383.22	42.88	-11.12	54	33.26	27.05	4.03	31.49	381	70	A	H
	*	2452	96.39	-	-	86.49	27.26	4.08	31.47	381	70	P	H
	*	2452	86.94	-	-	77.04	27.26	4.08	31.47	381	70	A	H
		2484.53	54.71	-19.29	74	44.69	27.35	4.11	31.47	381	70	P	H
		2483.5	44.52	-9.48	54	34.5	27.35	4.11	31.47	381	70	A	H
		2388.54	54.2	-19.8	74	44.56	27.07	4.03	31.49	171	329	P	V
		2389.94	44.46	-9.54	54	34.82	27.07	4.03	31.49	171	329	A	V
	*	2452	105.09	-	-	95.19	27.26	4.08	31.47	171	329	P	V
	*	2452	95.48	-	-	85.58	27.26	4.08	31.47	171	329	A	V
		2484.11	60.2	-13.8	74	50.18	27.35	4.11	31.47	171	329	P	V
		2483.9	49.97	-4.03	54	39.95	27.35	4.11	31.47	171	329	A	V
<b>Remark</b>	1. No other spurious found. 2. All results are PASS against Peak and Average limit line.												



**2.4GHz 2400~2483.5MHz  
WIFI 802.11n HT40 (Harmonic @ 3m)**

WIFI Ant. 1	Note	Frequency ( MHz )	Level ( dBμV/m )	Over Limit ( dB )	Limit Line ( dBμV/m )	Read Level ( dBμV )	Antenna Factor ( dB/m )	Cable Loss ( dB )	Preamp Factor ( dB )	Ant Pos ( cm )	Table Pos ( deg )	Peak Avg. ( P/A )	Pol. ( H/V )
802.11n HT40 CH 03 2422MHz		4844	39.83	-34.17	74	59.19	32.22	6.18	58.29	100	0	P	H
		7266	43.8	-30.2	74	57.92	36.84	7.73	59.07	100	0	P	H
													H
													H
		4844	39.46	-34.54	74	58.82	32.22	6.18	58.29	100	0	P	V
		7266	44.21	-29.79	74	58.33	36.84	7.73	59.07	100	0	P	V
													V
802.11n HT40 CH 06 2437MHz		4874	39.95	-34.05	74	59.19	32.27	6.21	58.24	100	0	P	H
		9748	47.29	-26.71	74	56.95	39	9.01	58.09	100	0	P	H
													H
													H
		4874	40.46	-33.54	74	59.7	32.27	6.21	58.24	100	0	P	V
		9748	46.25	-27.75	74	55.91	39	9.01	58.09	100	0	P	V
													V
802.11n HT40 CH 09 2452MHz		4904	40.22	-33.78	74	59.36	32.33	6.22	58.2	100	0	P	H
		7356	44.46	-29.54	74	58.45	37.1	7.72	59.12	100	0	P	H
													H
													H
		4904	39.55	-34.45	74	58.69	32.33	6.22	58.2	100	0	P	V
		7356	45.74	-28.26	74	59.73	37.1	7.72	59.12	100	0	P	V
													V
Remark	1. No other spurious found.												
	2. All results are PASS against Peak and Average limit line.												



Emission below 1GHz

WIFI 802.11n HT40 (LF)

WIFI	Note	Frequency	Level	Over	Limit	Read	Antenna	Cable	Preamp	Ant	Table	Peak	Pol.	
Ant.				Limit	Line	Level	Factor	Loss	Factor	Pos	Pos	Avg.		
1		( MHz )	( dBμV/m )	( dB )	( dBμV/m )	( dBμV )	( dB/m )	( dB )	( dB )	( cm )	( deg )	( P/A )	( H/V )	
2.4GHz 802.11n HT40 LF		36.75	28.9	-11.1	40	37.66	21.05	0.48	30.27	100	251	P	H	
		45.93	27.39	-12.61	40	40.76	16.42	0.6	30.4			P	H	
		79.68	27.3	-12.7	40	43.59	13.31	0.76	30.42			P	H	
		764.1	29.01	-16.99	46	27.79	28.28	2.24	29.41			P	H	
		858.6	30.72	-15.28	46	28.04	29.42	2.36	29.23			P	H	
		953.1	31.97	-14.03	46	27.37	30.92	2.49	29.05			P	H	
														H
														H
														H
														H
														H
														H
														H
														H
														H
			37.29	36.83	-3.17	40	46.11	20.55	0.48	30.29	100	196	QP	V
			37.29	39.23	-0.77	40	48.51	20.55	0.48	30.29	100	196	P	V
			46.47	33.78	-6.22	40	47.59	15.99	0.6	30.41			P	V
		65.1	33.63	-6.37	40	51.39	11.95	0.68	30.43			P	V	
		794.9	29.43	-16.57	46	28.19	28.17	2.29	29.35			P	V	
		857.2	30.49	-15.51	46	27.84	29.4	2.36	29.24			P	V	
		941.2	31.74	-14.26	46	27.51	30.59	2.49	29.08			P	V	
													V	
													V	
													V	
													V	
													V	
<b>Remark</b>	1. No other spurious found. 2. All results are PASS against limit line.													



**Note symbol**

*	<b>Fundamental Frequency</b> which can be ignored. However, the level of any unwanted emissions shall not exceed the level of the fundamental frequency.
!	Test result is <b>over limit</b> line.
P/A	<b>Peak</b> or <b>Average</b>
H/V	<b>Horizontal</b> or <b>Vertical</b>



A calculation example for radiated spurious emission is shown as below:

WIFI	Note	Frequency	Level	Over	Limit	Read	Antenna	Cable	Preamp	Ant	Table	Peak	Pol.
Ant.				Limit	Line	Level	Factor	Loss	Factor	Pos	Pos	Avg.	
1		( MHz )	( dBμV/m )	( dB )	( dBμV/m )	( dBμV )	( dB/m )	( dB )	( dB )	( cm )	( deg )	( P/A )	( H/V )
802.11b		2390	55.45	-18.55	74	54.51	32.22	4.58	35.86	103	308	P	H
CH 01													
2412MHz		2390	43.54	-10.46	54	42.6	32.22	4.58	35.86	103	308	A	H

- Level(dBμV/m) =  
Antenna Factor(dB/m) + Cable Loss(dB) + Read Level(dBμV) - Preamp Factor(dB)
- Over Limit(dB) = Level(dBμV/m) – Limit Line(dBμV/m)

**For Peak Limit @ 2390MHz:**

- Level(dBμV/m)  
= Antenna Factor(dB/m) + Cable Loss(dB) + Read Level(dBμV) - Preamp Factor(dB)  
= 32.22(dB/m) + 4.58(dB) + 54.51(dBμV) – 35.86 (dB)  
= 55.45 (dBμV/m)
- Over Limit(dB)  
= Level(dBμV/m) – Limit Line(dBμV/m)  
= 55.45(dBμV/m) – 74(dBμV/m)  
= -18.55(dB)

**For Average Limit @ 2390MHz:**

- Level(dBμV/m)  
= Antenna Factor(dB/m) + Cable Loss(dB) + Read Level(dBμV) - Preamp Factor(dB)  
= 32.22(dB/m) + 4.58(dB) + 42.6(dBμV) – 35.86 (dB)  
= 43.54 (dBμV/m)
- Over Limit(dB)  
= Level(dBμV/m) – Limit Line(dBμV/m)  
= 43.54(dBμV/m) – 54(dBμV/m)  
= -10.46(dB)

Both peak and average measured complies with the limit line, so test result is “PASS”.



## Appendix B. Radiated Spurious Emission

Test Engineer :	Peter Liao, Nick Yu, Ray Chen	Temperature :	23~25°C
		Relative Humidity :	59~63%

### 2.4GHz 2400~2483.5MHz

### WIFI 802.11b (Band Edge @ 3m)

WIFI	Note	Frequency	Level	Over	Limit	Read	Antenna	Cable	Preamp	Ant	Table	Peak	Pol.	
Ant.				Limit	Line	Level	Factor	Loss	Factor	Pos	Pos	Avg.		
2		( MHz )	( dBμV/m )	( dB )	( dBμV/m )	( dBμV )	( dB/m )	( dB )	( dB )	( cm )	( deg )	( P/A )	( H/V )	
802.11b CH 01 2412MHz		2387.49	54.5	-19.5	74	44.87	27.06	4.03	31.49	226	337	P	H	
		2390	43.14	-10.86	54	33.5	27.07	4.03	31.49	226	337	A	H	
	*	2412	103.55	-	-	93.82	27.14	4.05	31.49	226	337	P	H	
	*	2412	99.13	-	-	89.4	27.14	4.05	31.49	226	337	A	H	
													H	
														H
			2387.595	55.55	-18.45	74	45.92	27.06	4.03	31.49	202	346	P	V
			2390	46.47	-7.53	54	36.83	27.07	4.03	31.49	202	346	A	V
	*		2412	109.34	-	-	99.61	27.14	4.05	31.49	202	346	P	V
	*		2412	104.93	-	-	95.2	27.14	4.05	31.49	202	346	A	V
													V	
													V	
Remark	1. No other spurious found. 2. All results are PASS against Peak and Average limit line.													



2.4GHz 2400~2483.5MHz

WIFI 802.11b (Harmonic @ 3m)

WIFI Ant. 2	Note	Frequency ( MHz )	Level ( dBμV/m )	Over Limit ( dB )	Limit Line ( dBμV/m )	Read Level ( dBμV )	Antenna Factor ( dB/m )	Cable Loss ( dB )	Preamp Factor ( dB )	Ant Pos ( cm )	Table Pos ( deg )	Peak Avg. ( P/A )	Pol. ( H/V )	
802.11b CH 01 2412MHz		4824	40.07	-33.93	74	59.5	32.18	6.17	58.31	100	0	P	H	
													H	
													H	
													H	
			4824	40.93	-33.07	74	60.36	32.18	6.17	58.31	100	0	P	V
														V
														V
Remark	1. No other spurious found. 2. All results are PASS against Peak and Average limit line.													





**2.4GHz 2400~2483.5MHz  
WIFI 802.11g (Band Edge @ 3m)**

WIFI Ant. 2	Note	Frequency ( MHz )	Level ( dBμV/m )	Over Limit ( dB )	Limit Line ( dBμV/m )	Read Level ( dBμV )	Antenna Factor ( dB/m )	Cable Loss ( dB )	Preamp Factor ( dB )	Ant Pos ( cm )	Table Pos ( deg )	Peak Avg. ( P/A )	Pol. ( H/V )	
802.11g CH 01 2412MHz		2338.56	53.96	-20.04	74	44.54	26.92	3.98	31.51	206	336	P	H	
		2389.485	43.38	-10.62	54	33.74	27.07	4.03	31.49	206	336	A	H	
	*	2412	101.1	-	-	91.37	27.14	4.05	31.49	206	336	P	H	
	*	2412	91.69	-	-	81.96	27.14	4.05	31.49	206	336	A	H	
													H	
														H
			2390	56.33	-17.67	74	46.69	27.07	4.03	31.49	198	344	P	V
			2389.59	45.65	-8.35	54	36.01	27.07	4.03	31.49	198	344	A	V
	*		2412	106.95	-	-	97.22	27.14	4.05	31.49	198	344	P	V
	*		2412	97.3	-	-	87.57	27.14	4.05	31.49	198	344	A	V
														V
														V
Remark	1. No other spurious found. 2. All results are PASS against Peak and Average limit line.													



2.4GHz 2400~2483.5MHz

WIFI 802.11g (Harmonic @ 3m)

WIFI Ant. 2	Note	Frequency ( MHz )	Level ( dBμV/m )	Over Limit ( dB )	Limit Line ( dBμV/m )	Read Level ( dBμV )	Antenna Factor ( dB/m )	Cable Loss ( dB )	Preamp Factor ( dB )	Ant Pos ( cm )	Table Pos ( deg )	Peak Avg. ( P/A )	Pol. ( H/V )	
802.11g CH 01 2412MHz		4824	38.77	-35.23	74	58.2	32.18	6.17	58.31	100	0	P	H	
													H	
													H	
													H	
			4824	40.62	-33.38	74	60.05	32.18	6.17	58.31	100	0	P	V
														V
														V
Remark	1. No other spurious found. 2. All results are PASS against Peak and Average limit line.													



**2.4GHz 2400~2483.5MHz  
WIFI 802.11n HT20 (Band Edge @ 3m)**

WIFI Ant. 2	Note	Frequency ( MHz )	Level ( dBμV/m )	Over Limit ( dB )	Limit Line ( dBμV/m )	Read Level ( dBμV )	Antenna Factor ( dB/m )	Cable Loss ( dB )	Preamp Factor ( dB )	Ant Pos ( cm )	Table Pos ( deg )	Peak Avg. ( P/A )	Pol. ( H/V )	
802.11n HT20 CH 01 2412MHz		2387.595	53.19	-20.81	74	43.56	27.06	4.03	31.49	205	322	P	H	
		2389.59	43.11	-10.89	54	33.47	27.07	4.03	31.49	205	322	A	H	
	*	2412	97.86	-	-	88.13	27.14	4.05	31.49	205	322	P	H	
	*	2412	88.94	-	-	79.21	27.14	4.05	31.49	205	322	A	H	
													H	
														H
			2389.59	57.58	-16.42	74	47.94	27.07	4.03	31.49	200	345	P	V
			2390	45.36	-8.64	54	35.72	27.07	4.03	31.49	200	345	A	V
		*	2412	104.12	-	-	94.39	27.14	4.05	31.49	200	345	P	V
		*	2412	95.01	-	-	85.28	27.14	4.05	31.49	200	345	A	V
													V	
													V	
Remark	1. No other spurious found. 2. All results are PASS against Peak and Average limit line.													



2.4GHz 2400~2483.5MHz
WIFI 802.11n HT20 (Harmonic @ 3m)

Table with 14 columns: WIFI Ant. 2, Note, Frequency (MHz), Level (dBµV/m), Over Limit (dB), Limit Line (dBµV/m), Read Level (dBµV), Antenna Factor (dB/m), Cable Loss (dB), Preamp Factor (dB), Ant Pos (cm), Table Pos (deg), Peak Avg. (P/A), Pol. (H/V). Rows include data for 802.11n HT20 CH 01 at 2412MHz and a Remark section.



2.4GHz 2400~2483.5MHz
WIFI 802.11n HT40 (Band Edge @ 3m)

Table with 14 columns: WIFI Ant. 2, Note, Frequency (MHz), Level (dBµV/m), Over Limit (dB), Limit Line (dBµV/m), Read Level (dBµV), Antenna Factor (dB/m), Cable Loss (dB), Preamp Factor (dB), Ant Pos (cm), Table Pos (deg), Peak Avg. (P/A), Pol. (H/V). Rows include frequencies from 2389.66 to 2483.9 MHz and a Remark section.



Emission below 1GHz

WIFI 802.11n HT40 (LF)

WIFI	Note	Frequency	Level	Over	Limit	Read	Antenna	Cable	Preamp	Ant	Table	Peak	Pol.	
Ant.				Limit	Line	Level	Factor	Loss	Factor	Pos	Pos	Avg.		
2		( MHz )	( dBμV/m )	( dB )	( dBμV/m )	( dBμV )	( dB/m )	( dB )	( dB )	( cm )	( deg )	( P/A )	( H/V )	
2.4GHz 802.11n HT40 LF		33.78	27.24	-12.76	40	34.53	22.49	0.48	30.23			P	H	
		46.47	27.72	-12.28	40	41.53	15.99	0.6	30.41	100	26	P	H	
		79.95	26.99	-13.01	40	43.28	13.31	0.76	30.42			P	H	
		769.7	29.95	-16.05	46	28.68	28.32	2.24	29.4			P	H	
		850.2	30.24	-15.76	46	27.74	29.27	2.36	29.25			P	H	
		941.2	32.12	-13.88	46	27.89	30.59	2.49	29.08			P	H	
													H	
													H	
													H	
													H	
													H	
													H	
													H	
													H	
			36.75	36.93	-3.07	40	45.69	21.05	0.48	30.27	100	190	QP	V
			36.75	39.23	-0.77	40	47.99	21.05	0.48	30.27	100	190	P	V
			46.74	34.36	-5.64	40	48.17	15.99	0.6	30.41			P	V
			66.45	33.23	-6.77	40	50.8	12.14	0.68	30.43			P	V
			848.8	30.37	-15.63	46	27.91	29.23	2.36	29.25			P	V
			927.2	30.86	-15.14	46	27.27	30.02	2.47	29.11			P	V
		958	32.03	-13.97	46	27.27	31.05	2.51	29.04			P	V	
													V	
													V	
													V	
													V	
													V	
<b>Remark</b>	1. No other spurious found. 2. All results are PASS against limit line.													



**Note symbol**

*	<b>Fundamental Frequency</b> which can be ignored. However, the level of any unwanted emissions shall not exceed the level of the fundamental frequency.
!	Test result is <b>over limit</b> line.
P/A	<b>Peak</b> or <b>Average</b>
H/V	<b>Horizontal</b> or <b>Vertical</b>



A calculation example for radiated spurious emission is shown as below:

WIFI	Note	Frequency	Level	Over	Limit	Read	Antenna	Cable	Preamp	Ant	Table	Peak	Pol.
Ant.				Limit	Line	Level	Factor	Loss	Factor	Pos	Pos	Avg.	
2		( MHz )	( dBμV/m )	( dB )	( dBμV/m )	( dBμV )	( dB/m )	( dB )	( dB )	( cm )	( deg )	( P/A )	( H/V )
802.11b		2390	55.45	-18.55	74	54.51	32.22	4.58	35.86	103	308	P	H
CH 01													
2412MHz		2390	43.54	-10.46	54	42.6	32.22	4.58	35.86	103	308	A	H

- Level(dBμV/m) =  
Antenna Factor(dB/m) + Cable Loss(dB) + Read Level(dBμV) - Preamp Factor(dB)
- Over Limit(dB) = Level(dBμV/m) – Limit Line(dBμV/m)

**For Peak Limit @ 2390MHz:**

- Level(dBμV/m)  
= Antenna Factor(dB/m) + Cable Loss(dB) + Read Level(dBμV) - Preamp Factor(dB)  
= 32.22(dB/m) + 4.58(dB) + 54.51(dBμV) – 35.86 (dB)  
= 55.45 (dBμV/m)
- Over Limit(dB)  
= Level(dBμV/m) – Limit Line(dBμV/m)  
= 55.45(dBμV/m) – 74(dBμV/m)  
= -18.55(dB)

**For Average Limit @ 2390MHz:**

- Level(dBμV/m)  
= Antenna Factor(dB/m) + Cable Loss(dB) + Read Level(dBμV) - Preamp Factor(dB)  
= 32.22(dB/m) + 4.58(dB) + 42.6(dBμV) – 35.86 (dB)  
= 43.54 (dBμV/m)
- Over Limit(dB)  
= Level(dBμV/m) – Limit Line(dBμV/m)  
= 43.54(dBμV/m) – 54(dBμV/m)  
= -10.46(dB)

Both peak and average measured complies with the limit line, so test result is “PASS”.





## Appendix B. Radiated Spurious Emission

Test Engineer :	Peter Liao, Nick Yu, Ray Chen	Temperature :	23~25°C
		Relative Humidity :	59~63%

<CDD Mode>

**2.4GHz 2400~2483.5MHz  
WIFI 802.11b (Band Edge @ 3m)**

WIFI Ant. 1+2	Note	Frequency ( MHz )	Level ( dBμV/m )	Over Limit ( dB )	Limit Line ( dBμV/m )	Read Level ( dBμV )	Antenna Factor ( dB/m )	Cable Loss ( dB )	Preamp Factor ( dB )	Ant Pos ( cm )	Table Pos ( deg )	Peak Avg. ( P/A )	Pol. ( H/V )	
802.11b CH 01 2412MHz		2389.275	54.88	-19.12	74	45.24	27.07	4.03	31.49	292	79	P	H	
		2390	43.53	-10.47	54	33.89	27.07	4.03	31.49	292	79	A	H	
	*	2412	101.9	-	-	92.17	27.14	4.05	31.49	292	79	P	H	
	*	2412	97.35	-	-	87.62	27.14	4.05	31.49	292	79	A	H	
													H	
														H
			2388.75	57.25	-16.75	74	47.61	27.07	4.03	31.49	280	23	P	V
			2390	49.41	-4.59	54	39.77	27.07	4.03	31.49	280	23	A	V
	*		2412	109.78	-	-	100.05	27.14	4.05	31.49	280	23	P	V
	*		2412	105.36	-	-	95.63	27.14	4.05	31.49	280	23	A	V
													V	
													V	
802.11b CH 02 2417MHz		2312.8	53.28	-20.72	74	43.96	26.84	3.97	31.52	337	81	P	H	
		2389.94	42.35	-11.65	54	32.71	27.07	4.03	31.49	337	81	A	H	
	*	2417	101.79	-	-	92.04	27.15	4.05	31.48	337	81	P	H	
	*	2417	97.17	-	-	87.42	27.15	4.05	31.48	337	81	A	H	
													H	
														H
			2388.68	55.56	-18.44	74	45.92	27.07	4.03	31.49	226	327	P	V
			2389.94	46.6	-7.4	54	36.96	27.07	4.03	31.49	226	327	A	V
	*		2417	110.37	-	-	100.62	27.15	4.05	31.48	226	327	P	V
	*		2417	105.68	-	-	95.93	27.15	4.05	31.48	226	327	A	V
													V	
													V	



802.11b CH 06 2437MHz		2389.24	53.17	-20.83	74	43.53	27.07	4.03	31.49	269	65	P	H
		2389.8	41.46	-12.54	54	31.82	27.07	4.03	31.49	269	65	A	H
	*	2437	102.2	-	-	92.37	27.21	4.07	31.48	269	65	P	H
	*	2437	97.95	-	-	88.12	27.21	4.07	31.48	269	65	A	H
		2499.93	53.34	-20.66	74	43.26	27.4	4.11	31.46	269	65	P	H
		2484.11	41.61	-12.39	54	31.59	27.35	4.11	31.47	269	65	A	H
		2389.52	54.54	-19.46	74	44.9	27.07	4.03	31.49	244	24	P	V
		2389.94	43.05	-10.95	54	33.41	27.07	4.03	31.49	244	24	A	V
	*	2437	111.25	-	-	101.42	27.21	4.07	31.48	244	24	P	V
	*	2437	106.78	-	-	96.95	27.21	4.07	31.48	244	24	A	V
		2486.42	54.64	-19.36	74	44.61	27.36	4.11	31.47	244	24	P	V
		2483.97	42.37	-11.63	54	32.35	27.35	4.11	31.47	244	24	A	V
802.11b CH 10 2457MHz	*	2457	94.61	-	-	84.7	27.27	4.08	31.47	108	331	P	H
	*	2457	90.15	-	-	80.24	27.27	4.08	31.47	108	331	A	H
		2489.62	53.94	-20.06	74	43.9	27.37	4.11	31.47	108	331	P	H
		2483.74	41.61	-12.39	54	31.59	27.35	4.11	31.47	108	331	A	H
													H
													H
	*	2457	109.56	-	-	99.65	27.27	4.08	31.47	186	330	P	V
	*	2457	105.12	-	-	95.21	27.27	4.08	31.47	186	330	A	V
		2483.68	55.48	-18.52	74	45.46	27.35	4.11	31.47	186	330	P	V
		2483.5	45.1	-8.9	54	35.08	27.35	4.11	31.47	186	330	A	V
												V	
												V	



<b>802.11b CH 11 2462MHz</b>	*	2462	101.64	-	-	91.71	27.29	4.08	31.47	396	68	P	H
	*	2462	97.15	-	-	87.22	27.29	4.08	31.47	396	68	A	H
		2494.72	53.78	-20.22	74	43.72	27.38	4.11	31.46	396	68	P	H
		2483.52	42.53	-11.47	54	32.51	27.35	4.11	31.47	396	68	A	H
													H
													H
	*	2462	109.71	-	-	99.78	27.29	4.08	31.47	273	336	P	V
	*	2462	104.42	-	-	94.49	27.29	4.08	31.47	273	336	A	V
		2483.56	56.59	-17.41	74	46.57	27.35	4.11	31.47	273	336	P	V
		2483.52	46.24	-7.76	54	36.22	27.35	4.11	31.47	273	336	A	V
													V
													V
<b>Remark</b>	1. No other spurious found. 2. All results are PASS against Peak and Average limit line.												



**2.4GHz 2400~2483.5MHz  
WIFI 802.11b (Harmonic @ 3m)**

WIFI Ant. 1+2	Note	Frequency ( MHz )	Level ( dBμV/m )	Over Limit ( dB )	Limit Line ( dBμV/m )	Read Level ( dBμV )	Antenna Factor ( dB/m )	Cable Loss ( dB )	Preamp Factor ( dB )	Ant Pos ( cm )	Table Pos ( deg )	Peak Avg. (P/A)	Pol. (H/V)	
802.11b CH 01 2412MHz		4824	42.28	-31.72	74	61.71	32.18	6.17	58.31	100	0	P	H	
													H	
													H	
													H	
			4824	45.42	-28.58	74	64.85	32.18	6.17	58.31	100	0	P	V
														V
														V
802.11b CH 02 2417MHz		4834	42.46	-31.54	74	61.85	32.2	6.17	58.29	100	0	P	H	
		7251	44.47	-29.53	74	58.6	36.8	7.73	59.06	100	0	P	H	
													H	
													H	
			4834	45.8	-28.2	74	65.19	32.2	6.17	58.29	100	0	P	V
			7251	44.49	-29.51	74	58.62	36.8	7.73	59.06	100	0	P	V
														V
802.11b CH 06 2437MHz		4874	39.61	-34.39	74	58.85	32.27	6.21	58.24	400	0	P	H	
		7311	44.92	-29.08	74	58.97	36.97	7.72	59.09	400	0	P	H	
													H	
													H	
			4874	39.48	-34.52	74	58.72	32.27	6.21	58.24	100	0	P	V
			7311	44.53	-29.47	74	58.58	36.97	7.72	59.09	100	0	P	V
														V



<b>802.11b</b> <b>CH 10</b> <b>2457MHz</b>	4914	39.49	-34.51	74	58.61	32.35	6.23	58.2	100	0	P	H
	7371	44.3	-29.7	74	58.27	37.14	7.72	59.13	100	0	P	H
												H
												H
	4914	42.98	-31.02	74	62.1	32.35	6.23	58.2	100	0	P	V
	7371	44.24	-29.76	74	58.21	37.14	7.72	59.13	100	0	P	V
												V
												V
<b>802.11b</b> <b>CH 11</b> <b>2462MHz</b>	4924	39.58	-34.42	74	58.67	32.36	6.23	58.18	100	0	P	H
	7386	44.75	-29.25	74	58.7	37.18	7.72	59.14	100	0	P	H
												H
												H
	4924	42.04	-31.96	74	61.13	32.36	6.23	58.18	100	0	P	V
	7386	44.86	-29.14	74	58.81	37.18	7.72	59.14	100	0	P	V
												V
												V
<b>Remark</b>	1. No other spurious found. 2. All results are PASS against Peak and Average limit line.											



**2.4GHz 2400~2483.5MHz  
WIFI 802.11g (Band Edge @ 3m)**

WIFI Ant. 1+2	Note	Frequency ( MHz )	Level ( dBμV/m )	Over Limit ( dB )	Limit Line ( dBμV/m )	Read Level ( dBμV )	Antenna Factor ( dB/m )	Cable Loss ( dB )	Preamp Factor ( dB )	Ant Pos ( cm )	Table Pos ( deg )	Peak Avg. ( P/A )	Pol. ( H/V )	
802.11g CH 01 2412MHz		2389.905	55.65	-18.35	74	46.01	27.07	4.03	31.49	398	330	P	H	
		2389.8	45.39	-8.61	54	35.75	27.07	4.03	31.49	398	330	A	H	
	*	2412	102.4	-	-	92.67	27.14	4.05	31.49	398	330	P	H	
	*	2412	93.11	-	-	83.38	27.14	4.05	31.49	398	330	A	H	
													H	
														H
			2389.275	63.41	-10.59	74	53.77	27.07	4.03	31.49	226	329	P	V
			2390	52.02	-1.98	54	42.38	27.07	4.03	31.49	226	329	A	V
	*		2412	111.14	-	-	101.41	27.14	4.05	31.49	226	329	P	V
	*		2412	102.25	-	-	92.52	27.14	4.05	31.49	226	329	A	V
														V
														V
802.11g CH 02 2417MHz		2388.68	55.85	-18.15	74	46.21	27.07	4.03	31.49	282	360	P	H	
		2388.82	44.71	-9.29	54	35.07	27.07	4.03	31.49	282	360	A	H	
	*	2417	104.25	-	-	94.5	27.15	4.05	31.48	282	360	P	H	
	*	2417	95	-	-	85.25	27.15	4.05	31.48	282	360	A	H	
													H	
														H
			2389.66	62.4	-11.6	74	52.76	27.07	4.03	31.49	227	326	P	V
			2389.38	50.87	-3.13	54	41.23	27.07	4.03	31.49	227	326	A	V
	*		2417	113.39	-	-	103.64	27.15	4.05	31.48	227	326	P	V
	*		2417	104.81	-	-	95.06	27.15	4.05	31.48	227	326	A	V
														V
														V



802.11g CH 06 2437MHz		2385.74	54.06	-19.94	74	44.43	27.06	4.03	31.49	278	360	P	H
		2389.52	43.01	-10.99	54	33.37	27.07	4.03	31.49	278	360	A	H
	*	2437	104.5	-	-	94.67	27.21	4.07	31.48	278	360	P	H
	*	2437	95.19	-	-	85.36	27.21	4.07	31.48	278	360	A	H
		2487.26	53.27	-20.73	74	43.24	27.36	4.11	31.47	278	360	P	H
		2484.04	43.28	-10.72	54	33.26	27.35	4.11	31.47	278	360	A	H
		2389.24	58.53	-15.47	74	48.89	27.07	4.03	31.49	190	318	P	V
		2389.24	47.13	-6.87	54	37.49	27.07	4.03	31.49	190	318	A	V
	*	2437	113.74	-	-	103.91	27.21	4.07	31.48	190	318	P	V
	*	2437	105	-	-	95.17	27.21	4.07	31.48	190	318	A	V
		2483.76	55.46	-18.54	74	45.44	27.35	4.11	31.47	190	318	P	V
		2483.5	45.27	-8.73	54	35.25	27.35	4.11	31.47	190	318	A	V
	802.11g CH 10 2457MHz	*	2457	103.28	-	-	93.37	27.27	4.08	31.47	276	0	P
*		2457	94.9	-	-	84.99	27.27	4.08	31.47	276	0	A	H
		2484.64	54.47	-19.53	74	44.45	27.35	4.11	31.47	276	0	P	H
		2484.1	44.45	-9.55	54	34.43	27.35	4.11	31.47	276	0	A	H
													H
													H
*		2457	112.38	-	-	102.47	27.27	4.08	31.47	191	319	P	V
*		2457	103.5	-	-	93.59	27.27	4.08	31.47	191	319	A	V
		2483.74	64.81	-9.19	74	54.79	27.35	4.11	31.47	191	319	P	V
		2483.5	51.22	-2.78	54	41.2	27.35	4.11	31.47	191	319	A	V
												V	
												V	



<b>802.11g CH 11 2462MHz</b>	*	2462	102.72	-	-	92.79	27.29	4.08	31.47	276	0	P	H
	*	2462	93.84	-	-	83.91	27.29	4.08	31.47	276	0	A	H
		2483.56	56.36	-17.64	74	46.34	27.35	4.11	31.47	276	0	P	H
		2483.52	44.6	-9.4	54	34.58	27.35	4.11	31.47	276	0	A	H
													H
													H
	*	2462	111.39	-	-	101.46	27.29	4.08	31.47	173	326	P	V
	*	2462	102.75	-	-	92.82	27.29	4.08	31.47	173	326	A	V
		2483.76	65	-9	74	54.98	27.35	4.11	31.47	173	326	P	V
		2483.6	52.9	-1.1	54	42.88	27.35	4.11	31.47	173	326	A	V
													V
													V
<b>Remark</b>	<ol style="list-style-type: none"> <li>1. No other spurious found.</li> <li>2. All results are PASS against Peak and Average limit line.</li> </ol>												





**2.4GHz 2400~2483.5MHz  
WIFI 802.11g (Harmonic @ 3m)**

WIFI Ant. 1+2	Note	Frequency ( MHz )	Level ( dBμV/m )	Over Limit ( dB )	Limit Line ( dBμV/m )	Read Level ( dBμV )	Antenna Factor ( dB/m )	Cable Loss ( dB )	Preamp Factor ( dB )	Ant Pos ( cm )	Table Pos ( deg )	Peak Avg. ( P/A )	Pol. ( H/V )
802.11g CH 01 2412MHz		4824	40.09	-33.91	74	59.52	32.18	6.17	58.31	100	0	P	H
													H
													H
													H
		4824	41.87	-32.13	74	61.3	32.18	6.17	58.31	100	0	P	V
													V
													V
802.11g CH 02 2417MHz		4834	39.86	-34.14	74	59.25	32.2	6.17	58.29	100	0	P	H
		7251	44.21	-29.79	74	58.34	36.8	7.73	59.06	100	0	P	H
													H
													H
		4834	41.71	-32.29	74	61.1	32.2	6.17	58.29	100	0	P	V
		7251	43.97	-30.03	74	58.1	36.8	7.73	59.06	100	0	P	V
													V
802.11g CH 06 2437MHz		4874	40.62	-33.38	74	59.86	32.27	6.21	58.24	100	0	P	H
		7311	44.14	-29.86	74	58.19	36.97	7.72	59.09	100	0	P	H
													H
													H
		4874	41.9	-32.1	74	61.14	32.27	6.21	58.24	100	0	P	V
		7311	45.15	-28.85	74	59.2	36.97	7.72	59.09	100	0	P	V
													V



<b>802.11g</b> <b>CH 10</b> <b>2457MHz</b>	4914	39.38	-34.62	74	58.47	32.36	6.23	58.18	100	0	P	H
	7371	44.84	-29.16	74	58.81	37.14	7.72	59.13	100	0	P	H
												H
												H
	4914	40.33	-33.67	74	59.42	32.36	6.23	58.18	100	0	P	V
	7371	44.94	-29.06	74	58.91	37.14	7.72	59.13	100	0	P	V
												V
												V
<b>802.11g</b> <b>CH 11</b> <b>2462MHz</b>	4924	39.34	-34.66	74	58.43	32.36	6.23	58.18	100	0	P	H
	7386	45.44	-28.56	74	59.39	37.18	7.72	59.14	100	0	P	H
												H
												H
	4924	40.13	-33.87	74	59.22	32.36	6.23	58.18	100	0	P	V
	7386	44.63	-29.37	74	58.58	37.18	7.72	59.14	100	0	P	V
												V
												V
<b>Remark</b>	1. No other spurious found. 2. All results are PASS against Peak and Average limit line.											



**2.4GHz 2400~2483.5MHz  
WIFI 802.11n HT20 (Band Edge @ 3m)**

WIFI Ant. 1+2	Note	Frequency ( MHz )	Level ( dBμV/m )	Over Limit ( dB )	Limit Line ( dBμV/m )	Read Level ( dBμV )	Antenna Factor ( dB/m )	Cable Loss ( dB )	Preamp Factor ( dB )	Ant Pos ( cm )	Table Pos ( deg )	Peak Avg. ( P/A )	Pol. ( H/V )	
802.11n HT20 CH 01 2412MHz		2389.8	55.43	-18.57	74	45.79	27.07	4.03	31.49	202	330	P	H	
		2390	45.43	-8.57	54	35.79	27.07	4.03	31.49	202	330	A	H	
	*	2412	101	-	-	91.27	27.14	4.05	31.49	202	330	P	H	
	*	2412	91.18	-	-	81.45	27.14	4.05	31.49	202	330	A	H	
													H	
														H
			2389.905	64.85	-9.15	74	55.21	27.07	4.03	31.49	201	334	P	V
			2390	52.35	-1.65	54	42.71	27.07	4.03	31.49	201	334	A	V
		*	2412	107.6	-	-	97.87	27.14	4.05	31.49	201	334	P	V
		*	2412	98.18	-	-	88.45	27.14	4.05	31.49	201	334	A	V
													V	
													V	
802.11n HT20 CH 02 2417MHz		2389.66	62.75	-11.25	74	53.11	27.07	4.03	31.49	283	0	P	H	
		2389.8	50.72	-3.28	54	41.08	27.07	4.03	31.49	283	0	A	H	
	*	2417	103.55	-	-	93.8	27.15	4.05	31.48	283	0	P	H	
	*	2417	95.06	-	-	85.31	27.15	4.05	31.48	283	0	A	H	
													H	
														H
			2388.54	60.39	-13.61	74	50.75	27.07	4.03	31.49	176	327	P	V
			2389.94	51.69	-2.31	54	42.05	27.07	4.03	31.49	176	327	A	V
		*	2417	114.22	-	-	104.47	27.15	4.05	31.48	176	327	P	V
		*	2417	104.17	-	-	94.42	27.15	4.05	31.48	176	327	A	V
													V	
													V	



<b>802.11n</b> <b>HT20</b> <b>CH 06</b> <b>2437MHz</b>		2386.44	53.67	-20.33	74	44.04	27.06	4.03	31.49	278	0	P	H
		2388.82	43.21	-10.79	54	33.57	27.07	4.03	31.49	278	0	A	H
	*	2437	104.09	-	-	94.26	27.21	4.07	31.48	278	0	P	H
	*	2437	95.48	-	-	85.65	27.21	4.07	31.48	278	0	A	H
		2493.14	54.39	-19.61	74	44.33	27.38	4.11	31.46	278	0	P	H
		2489.78	43.37	-10.63	54	33.33	27.37	4.11	31.47	278	0	A	H
		2389.94	57.72	-16.28	74	48.08	27.07	4.03	31.49	193	327	P	V
		2389.8	47.18	-6.82	54	37.54	27.07	4.03	31.49	193	327	A	V
	*	2437	112.71	-	-	102.88	27.21	4.07	31.48	193	327	P	V
	*	2437	103.83	-	-	94	27.21	4.07	31.48	193	327	A	V
		2483.62	56.47	-17.53	74	46.45	27.35	4.11	31.47	193	327	P	V
		2483.55	45.79	-8.21	54	35.77	27.35	4.11	31.47	193	327	A	V
<b>802.11n</b> <b>HT20</b> <b>CH 10</b> <b>2457MHz</b>	*	2457	102.4	-	-	92.49	27.27	4.08	31.47	278	360	P	H
	*	2457	93.37	-	-	83.46	27.27	4.08	31.47	278	360	A	H
		2483.98	54.69	-19.31	74	44.67	27.35	4.11	31.47	278	360	P	H
		2483.62	44.13	-9.87	54	34.11	27.35	4.11	31.47	278	360	A	H
												P	H
												A	H
	*	2457	110.61	-	-	100.7	27.27	4.08	31.47	188	329	P	V
	*	2457	101.69	-	-	91.78	27.27	4.08	31.47	188	329	A	V
		2483.74	63.52	-10.48	74	53.5	27.35	4.11	31.47	188	329	P	V
		2483.5	50.84	-3.16	54	40.82	27.35	4.11	31.47	188	329	A	V
											P	V	
											A	V	



<b>802.11n</b> <b>HT20</b> <b>CH 11</b> <b>2462MHz</b>	*	2462	100.99	-	-	91.06	27.29	4.08	31.47	276	360	P	H
	*	2462	91.96	-	-	82.03	27.29	4.08	31.47	276	360	A	H
		2483.88	57.77	-16.23	74	47.75	27.35	4.11	31.47	276	360	P	H
		2483.52	45.62	-8.38	54	35.6	27.35	4.11	31.47	276	360	A	H
													H
													H
	*	2462	109.24	-	-	99.31	27.29	4.08	31.47	190	332	P	V
	*	2462	100.42	-	-	90.49	27.29	4.08	31.47	190	332	A	V
		2483.56	64.47	-9.53	74	54.45	27.35	4.11	31.47	190	332	P	V
		2483.52	52.87	-1.13	54	42.85	27.35	4.11	31.47	190	332	A	V
													V
												V	
<b>Remark</b>	1. No other spurious found. 2. All results are PASS against Peak and Average limit line.												



**2.4GHz 2400~2483.5MHz  
WIFI 802.11n HT20 (Harmonic @ 3m)**

WIFI Ant. 1+2	Note	Frequency ( MHz )	Level ( dBμV/m )	Over Limit ( dB )	Limit Line ( dBμV/m )	Read Level ( dBμV )	Antenna Factor ( dB/m )	Cable Loss ( dB )	Preamp Factor ( dB )	Ant Pos ( cm )	Table Pos ( deg )	Peak Avg. (P/A)	Pol. (H/V)	
802.11n HT20 CH 01 2412MHz		4824	39.42	-34.58	74	58.85	32.18	6.17	58.31	100	0	P	H	
													H	
													H	
													H	
			4824	40.39	-33.61	74	59.82	32.18	6.17	58.31	100	0	P	V
														V
														V
802.11n HT20 CH 02 2417MHz		4834	40.35	-33.65	74	59.74	32.2	6.17	58.29	100	0	P	H	
		7251	44.21	-29.79	74	58.34	36.8	7.73	59.06	100	0	P	H	
													H	
													H	
			4834	43.36	-30.64	74	62.75	32.2	6.17	58.29	100	0	P	V
			7251	44.8	-29.2	74	58.93	36.8	7.73	59.06	100	0	P	V
														V
802.11n HT20 CH 06 2437MHz		4874	41.23	-32.77	74	60.47	32.27	6.21	58.24	100	0	P	H	
		7311	44.61	-29.39	74	58.66	36.97	7.72	59.09	100	0	P	H	
													H	
													H	
			4874	43.2	-30.8	74	62.44	32.27	6.21	58.24	100	0	P	V
			7311	45.31	-28.69	74	59.36	36.97	7.72	59.09	100	0	P	V
														V



<b>802.11n</b> <b>HT20</b> <b>CH 10</b> <b>2457MHz</b>		4914	40.03	-33.97	74	59.15	32.35	6.23	58.2	100	0	P	H
		7371	45.38	-28.62	74	59.35	37.14	7.72	59.13	100	0	P	H
													H
													H
		4914	41.46	-32.54	74	60.58	32.35	6.23	58.2	100	0	P	V
		7371	44.4	-29.6	74	58.37	37.14	7.72	59.13	100	0	P	V
													V
<b>802.11n</b> <b>HT20</b> <b>CH 11</b> <b>2462MHz</b>		4924	39.85	-34.15	74	58.94	32.36	6.23	58.18	100	0	P	H
		7386	44.4	-29.6	74	58.35	37.18	7.72	59.14	100	0	P	H
													H
													H
		4924	40.71	-33.29	74	59.8	32.36	6.23	58.18	100	0	P	V
		7386	44.25	-29.75	74	58.2	37.18	7.72	59.14	100	0	P	V
													V
<b>Remark</b>	1. No other spurious found. 2. All results are PASS against Peak and Average limit line.												



**2.4GHz 2400~2483.5MHz  
WIFI 802.11n HT40 (Band Edge @ 3m)**

WIFI Ant. 1+2	Note	Frequency ( MHz )	Level ( dBμV/m )	Over Limit ( dB )	Limit Line ( dBμV/m )	Read Level ( dBμV )	Antenna Factor ( dB/m )	Cable Loss ( dB )	Preamp Factor ( dB )	Ant Pos ( cm )	Table Pos ( deg )	Peak Avg. ( P/A )	Pol. ( H/V )
802.11n HT40 CH 03 2422MHz		2388.96	55.25	-18.75	74	45.61	27.07	4.03	31.49	282	0	P	H
		2389.52	45.71	-8.29	54	36.07	27.07	4.03	31.49	282	0	A	H
	*	2422	93.78	-	-	84.01	27.17	4.05	31.48	282	0	P	H
	*	2422	84.22	-	-	74.45	27.17	4.05	31.48	282	0	A	H
		2494.82	53.34	-20.66	74	43.28	27.38	4.11	31.46	282	0	P	H
		2486.91	43.21	-10.79	54	33.18	27.36	4.11	31.47	282	0	A	H
		2388.12	63.11	-10.89	74	53.48	27.06	4.03	31.49	198	326	P	V
		2389.94	52.68	-1.32	54	43.04	27.07	4.03	31.49	198	326	A	V
	*	2422	102.99	-	-	93.22	27.17	4.05	31.48	198	326	P	V
	*	2422	93.81	-	-	84.04	27.17	4.05	31.48	198	326	A	V
		2483.5	54.12	-19.88	74	44.1	27.35	4.11	31.47	198	326	P	V
		2484.32	43.29	-10.71	54	33.27	27.35	4.11	31.47	198	326	A	V
802.11n HT40 CH 06 2437MHz		2320.78	53.6	-20.4	74	44.25	26.86	3.97	31.51	277	360	P	H
		2389.8	43.45	-10.55	54	33.81	27.07	4.03	31.49	277	360	A	H
	*	2437	98.24	-	-	88.41	27.21	4.07	31.48	277	360	P	H
	*	2437	89.06	-	-	79.23	27.21	4.07	31.48	277	360	A	H
		2483.83	55.52	-18.48	74	45.5	27.35	4.11	31.47	277	360	P	H
		2483.83	45.02	-8.98	54	35	27.35	4.11	31.47	277	360	A	H
		2389.94	63.03	-10.97	74	53.39	27.07	4.03	31.49	176	327	P	V
		2389.8	51.04	-2.96	54	41.4	27.07	4.03	31.49	176	327	A	V
	*	2437	107.25	-	-	97.42	27.21	4.07	31.48	176	327	P	V
	*	2437	98.29	-	-	88.46	27.21	4.07	31.48	176	327	A	V
	2483.76	62.03	-11.97	74	52.01	27.35	4.11	31.47	176	327	P	V	
	2483.5	51.38	-2.62	54	41.36	27.35	4.11	31.47	176	327	A	V	





<b>802.11n</b>  <b>HT40</b>  <b>CH 09</b>  <b>2452MHz</b>		2343.74	53.33	-20.67	74	43.87	26.93	4	31.5	276	0	P	H
		2359.28	42.99	-11.01	54	33.47	26.98	4.01	31.5	276	0	A	H
	*	2452	94.82	-	-	84.92	27.26	4.08	31.47	276	0	P	H
	*	2452	85.7	-	-	75.8	27.26	4.08	31.47	276	0	A	H
		2483.76	56.55	-17.45	74	46.53	27.35	4.11	31.47	276	0	P	H
		2484.11	46.94	-7.06	54	36.92	27.35	4.11	31.47	276	0	A	H
		2386.44	53.88	-20.12	74	44.25	27.06	4.03	31.49	170	340	P	V
		2388.96	43.35	-10.65	54	33.71	27.07	4.03	31.49	170	340	A	V
	*	2452	103.35	-	-	93.45	27.26	4.08	31.47	170	340	P	V
	*	2452	94.18	-	-	84.28	27.26	4.08	31.47	170	340	A	V
		2483.9	62.3	-11.7	74	52.28	27.35	4.11	31.47	170	340	P	V
		2483.5	52.32	-1.68	54	42.3	27.35	4.11	31.47	170	340	A	V
<b>Remark</b>	1. No other spurious found. 2. All results are PASS against Peak and Average limit line.												



**2.4GHz 2400~2483.5MHz  
WIFI 802.11n HT40 (Harmonic @ 3m)**

WIFI Ant. 1+2	Note	Frequency ( MHz )	Level ( dBμV/m )	Over Limit ( dB )	Limit Line ( dBμV/m )	Read Level ( dBμV )	Antenna Factor ( dB/m )	Cable Loss ( dB )	Preamp Factor ( dB )	Ant Pos ( cm )	Table Pos ( deg )	Peak Avg. ( P/A )	Pol. ( H/V )
802.11n HT40 CH 03 2422MHz		4844	39.78	-34.22	74	59.14	32.22	6.18	58.29	100	0	P	H
		7266	43.8	-30.2	74	57.92	36.84	7.73	59.07	100	0	P	H
													H
													H
		4844	39.5	-34.5	74	58.86	32.22	6.18	58.29	100	0	P	V
		7266	44.65	-29.35	74	58.77	36.84	7.73	59.07	100	0	P	V
802.11n HT40 CH 06 2437MHz		4874	39.73	-34.27	74	58.97	32.27	6.21	58.24	100	0	P	H
		9748	46.42	-27.58	74	56.08	39	9.01	58.09	100	0	P	H
													H
													H
		4874	39.53	-34.47	74	58.77	32.27	6.21	58.24	100	0	P	V
		9748	46.74	-27.26	74	56.4	39	9.01	58.09	100	0	P	V
802.11n HT40 CH 09 2452MHz		4904	39.69	-34.31	74	58.83	32.33	6.22	58.2	100	0	P	H
		7356	45.69	-28.31	74	59.68	37.1	7.72	59.12	100	0	P	H
													H
													H
		4904	38.9	-35.1	74	58.04	32.33	6.22	58.2	100	0	P	V
		7356	45.3	-28.7	74	59.29	37.1	7.72	59.12	100	0	P	V
Remark	1. No other spurious found.												
	2. All results are PASS against Peak and Average limit line.												



Emission below 1GHz  
2.4GHz WIFI 802.11g (LF)

WIFI Ant. 1+2	Note	Frequency ( MHz )	Level ( dBμV/m )	Over Limit ( dB )	Limit Line ( dBμV/m )	Read Level (dBμV)	Antenna Factor ( dB/m )	Cable Loss ( dB )	Preamp Factor ( dB )	Ant Pos ( cm )	Table Pos ( deg )	Peak Avg. (P/A)	Pol. (H/V)	
2.4GHz 802.11g LF		36.75	27.59	-12.41	40	36.35	21.05	0.48	30.27	100	0	P	H	
		76.71	26.48	-13.52	40	43.19	12.9	0.76	30.42			P	H	
		89.4	28	-15.5	43.5	42.92	14.67	0.76	30.41			P	H	
		832.7	29.31	-16.69	46	27.3	28.83	2.34	29.28			P	H	
		876.1	30.35	-15.65	46	27.77	29.24	2.39	29.2			P	H	
		949.6	32.19	-13.81	46	27.7	30.82	2.49	29.06			P	H	
														H
														H
														H
														H
														H
														H
														H
			36.75	37.53	-2.47	40	46.29	21.05	0.48	30.27	100	185	QP	V
		*	36.75	40.13	0.13	40	48.89	21.05	0.48	30.27	100	185	P	V
			47.55	34.49	-5.51	40	48.73	15.57	0.6	30.42			P	V
			66.99	33.74	-6.26	40	51.31	12.14	0.68	30.43			P	V
			817.3	29.36	-16.64	46	27.88	28.35	2.31	29.31			P	V
			879.6	30.63	-15.37	46	28.1	29.19	2.39	29.2			P	V
			945.4	32.18	-13.82	46	27.82	30.71	2.49	29.07			P	V
													V	
													V	
													V	
													V	
													V	
Remark	1. No other spurious found. 2. All results are PASS against limit line.													



**Note symbol**

*	<b>Fundamental Frequency</b> which can be ignored. However, the level of any unwanted emissions shall not exceed the level of the fundamental frequency.
!	Test result is <b>over limit</b> line.
P/A	<b>Peak</b> or <b>Average</b>
H/V	<b>Horizontal</b> or <b>Vertical</b>



A calculation example for radiated spurious emission is shown as below:

WIFI	Note	Frequency	Level	Over	Limit	Read	Antenna	Cable	Preamp	Ant	Table	Peak	Pol.
Ant.				Limit	Line	Level	Factor	Loss	Factor	Pos	Pos	Avg.	
1+2		( MHz )	( dBμV/m )	( dB )	( dBμV/m )	( dBμV )	( dB/m )	( dB )	( dB )	( cm )	( deg )	( P/A )	( H/V )
802.11b		2390	55.45	-18.55	74	54.51	32.22	4.58	35.86	103	308	P	H
CH 01		2390	43.54	-10.46	54	42.6	32.22	4.58	35.86	103	308	A	H
2412MHz													

- Level(dBμV/m) =  
Antenna Factor(dB/m) + Cable Loss(dB) + Read Level(dBμV) - Preamp Factor(dB)
- Over Limit(dB) = Level(dBμV/m) – Limit Line(dBμV/m)

**For Peak Limit @ 2390MHz:**

- Level(dBμV/m)  
= Antenna Factor(dB/m) + Cable Loss(dB) + Read Level(dBμV) - Preamp Factor(dB)  
= 32.22(dB/m) + 4.58(dB) + 54.51(dBμV) – 35.86 (dB)  
= 55.45 (dBμV/m)
- Over Limit(dB)  
= Level(dBμV/m) – Limit Line(dBμV/m)  
= 55.45(dBμV/m) – 74(dBμV/m)  
= -18.55(dB)

**For Average Limit @ 2390MHz:**

- Level(dBμV/m)  
= Antenna Factor(dB/m) + Cable Loss(dB) + Read Level(dBμV) - Preamp Factor(dB)  
= 32.22(dB/m) + 4.58(dB) + 42.6(dBμV) – 35.86 (dB)  
= 43.54 (dBμV/m)
- Over Limit(dB)  
= Level(dBμV/m) – Limit Line(dBμV/m)  
= 43.54(dBμV/m) – 54(dBμV/m)  
= -10.46(dB)

Both peak and average measured complies with the limit line, so test result is “PASS”.



## Appendix B. Radiated Spurious Emission

Test Engineer :	Peter Liao, Nick Yu, Ray Chen	Temperature :	23~25°C
		Relative Humidity :	59~63%

<TXBF Mode>

2.4GHz 2400~2483.5MHz

WIFI 802.11n HT20 (Band Edge @ 3m)

WIFI Ant.	Note	Frequency ( MHz )	Level ( dBμV/m )	Over Limit ( dB )	Limit Line ( dBμV/m )	Read Level ( dBμV )	Antenna Factor ( dB/m )	Cable Loss ( dB )	Preamp Factor ( dB )	Ant Pos ( cm )	Table Pos ( deg )	Peak Avg. ( P/A )	Pol. ( H/V )
802.11n HT20 CH 01 2412MHz		2390	53.31	-20.69	74	43.67	27.07	4.03	31.49	150	349	P	H
		2390	41.9	-12.1	54	32.26	27.07	4.03	31.49	150	349	A	H
	*	2412	101.36	-	-	91.63	27.14	4.05	31.49	150	349	P	H
	*	2412	90.54	-	-	80.81	27.14	4.05	31.49	150	349	A	H
		2389.17	67.21	-6.79	74	57.57	27.07	4.03	31.49	196	350	P	V
		2389.695	52.37	-1.63	54	42.73	27.07	4.03	31.49	196	350	A	V
	*	2412	112.33	-	-	102.6	27.14	4.05	31.49	196	350	P	V
		2412	101.8	-	-	92.07	27.14	4.05	31.49	196	350	A	V
802.11n HT20 CH 02 2417MHz		2388.54	55.08	-18.92	74	45.44	27.07	4.03	31.49	120	347	P	H
		2389.52	42.89	-11.11	54	33.25	27.07	4.03	31.49	120	347	A	H
	*	2417	106.63	-	-	96.88	27.15	4.05	31.48	120	347	P	H
	*	2417	95.45	-	-	85.7	27.15	4.05	31.48	120	347	A	H
		2389.38	63.93	-10.07	74	54.29	27.07	4.03	31.49	176	341	P	V
		2389.94	51.69	-2.31	54	42.05	27.07	4.03	31.49	176	341	A	V
	*	2417	116.79	-	-	107.04	27.15	4.05	31.48	176	341	P	V
		2417	106.53	-	-	96.78	27.15	4.05	31.48	176	341	A	V



802.11n HT20 CH 06 2437MHz		2376.92	52.6	-21.4	74	43	27.03	4.03	31.49	146	348	P	H
		2389.66	40.69	-13.31	54	31.05	27.07	4.03	31.49	146	348	A	H
	*	2437	106.64	-	-	96.81	27.21	4.07	31.48	146	348	P	H
	*	2437	96.74	-	-	86.91	27.21	4.07	31.48	146	348	A	H
		2484.46	53.63	-20.37	74	43.61	27.35	4.11	31.47	146	348	P	H
		2483.5	41.19	-12.81	54	31.17	27.35	4.11	31.47	146	348	A	H
		2389.1	58.37	-15.63	74	48.73	27.07	4.03	31.49	195	350	P	V
		2389.94	47.19	-6.81	54	37.55	27.07	4.03	31.49	195	350	A	V
	*	2437	117.32	-	-	107.49	27.21	4.07	31.48	195	350	P	V
	*	2437	105.71	-	-	95.88	27.21	4.07	31.48	195	350	A	V
		2483.5	57.39	-16.61	74	47.37	27.35	4.11	31.47	195	350	P	V
		2483.55	45.56	-8.44	54	35.54	27.35	4.11	31.47	195	350	A	V
802.11n HT20 CH 10 2457MHz	*	2457	104.6	-	-	94.69	27.27	4.08	31.47	144	349	P	H
	*	2457	95.9	-	-	85.99	27.27	4.08	31.47	144	349	A	H
		2483.56	55.9	-18.1	74	45.88	27.35	4.11	31.47	144	349	P	H
		2483.5	43.47	-10.53	54	33.45	27.35	4.11	31.47	144	349	A	H
													H
													H
	*	2457	115.2	-	-	105.29	27.27	4.08	31.47	186	341	P	V
	*	2457	104.68	-	-	94.77	27.27	4.08	31.47	186	341	A	V
		2483.56	65.64	-8.36	74	55.62	27.35	4.11	31.47	186	341	P	V
		2483.62	51.47	-2.53	54	41.45	27.35	4.11	31.47	186	341	A	V
												V	
												V	



802.11n HT20 CH 11 2462MHz	*	2462	100.4	-	-	90.47	27.29	4.08	31.47	111	348	P	H
	*	2462	90.37	-	-	80.44	27.29	4.08	31.47	111	348	A	H
		2483.76	57.47	-16.53	74	47.45	27.35	4.11	31.47	111	348	P	H
		2483.64	43.94	-10.06	54	33.92	27.35	4.11	31.47	111	348	A	H
													H
													H
	*	2462	112.72	-	-	102.79	27.29	4.08	31.47	167	344	P	V
	*	2462	102.31	-	-	92.38	27.29	4.08	31.47	167	344	A	V
		2483.6	65.48	-8.52	74	55.46	27.35	4.11	31.47	167	344	P	V
		2483.56	51.83	-2.17	54	41.81	27.35	4.11	31.47	167	344	A	V
												V	
												V	
<b>Remark</b>	<ol style="list-style-type: none"> <li>No other spurious found.</li> <li>All results are PASS against Peak and Average limit line.</li> </ol>												





**2.4GHz 2400~2483.5MHz  
WIFI 802.11n HT20 (Harmonic @ 3m)**

WIFI Ant. 1+2	Note	Frequency ( MHz )	Level ( dBμV/m )	Over Limit ( dB )	Limit Line ( dBμV/m )	Read Level ( dBμV )	Antenna Factor ( dB/m )	Cable Loss ( dB )	Preamp Factor ( dB )	Ant Pos ( cm )	Table Pos ( deg )	Peak Avg. ( P/A )	Pol. ( H/V )	
802.11n HT20 CH 01 2412MHz		4824	41.04	-32.96	74	60.47	32.18	6.17	58.31	100	0	P	H	
													H	
													H	
													H	
			4824	41.45	-32.55	74	60.88	32.18	6.17	58.31	100	0	P	V
														V
														V
802.11n HT20 CH 02 2417MHz		4834	42.36	-31.64	74	61.75	32.2	6.17	58.29	100	0	P	H	
		7251	44.72	-29.28	74	58.85	36.8	7.73	59.06	100	0	P	H	
													H	
													H	
			4834	44.2	-29.8	74	63.59	32.2	6.17	58.29	100	0	P	V
			7251	45.04	-28.96	74	59.17	36.8	7.73	59.06	100	0	P	V
														V
802.11n HT20 CH 06 2437MHz		4874	41.17	-32.83	74	60.41	32.27	6.21	58.24	100	0	P	H	
		7311	44.61	-29.39	74	58.66	36.97	7.72	59.09	100	0	P	H	
													H	
													H	
			4874	43.43	-30.57	74	62.67	32.27	6.21	58.24	100	0	P	V
			7311	46.2	-27.8	74	60.25	36.97	7.72	59.09	100	0	P	V
														V



<b>802.11n</b> <b>HT20</b> <b>CH 10</b> <b>2457MHz</b>		4914	40.26	-33.74	74	59.38	32.35	6.23	58.2	100	0	P	H
		7371	45.75	-28.25	74	59.72	37.14	7.72	59.13	100	0	P	H
													H
													H
		4914	41.81	-32.19	74	60.93	32.35	6.23	58.2	100	0	P	V
		7371	45.01	-28.99	74	58.98	37.14	7.72	59.13	100	0	P	V
													V
<b>802.11n</b> <b>HT20</b> <b>CH 11</b> <b>2462MHz</b>		4924	39.77	-34.23	74	58.86	32.36	6.23	58.18	100	0	P	H
		7386	45.44	-28.56	74	59.39	37.18	7.72	59.14	100	0	P	H
													H
													H
		4924	40.52	-33.48	74	59.61	32.36	6.23	58.18	100	0	P	V
		7386	44.62	-29.38	74	58.57	37.18	7.72	59.14	100	0	P	V
													V
<b>Remark</b>	1. No other spurious found. 2. All results are PASS against Peak and Average limit line.												



**2.4GHz 2400~2483.5MHz  
WIFI 802.11n HT40 (Band Edge @ 3m)**

WIFI Ant. 1+2	Note	Frequency ( MHz )	Level ( dBμV/m )	Over Limit ( dB )	Limit Line ( dBμV/m )	Read Level ( dBμV )	Antenna Factor ( dB/m )	Cable Loss ( dB )	Preamp Factor ( dB )	Ant Pos ( cm )	Table Pos ( deg )	Peak Avg. ( P/A )	Pol. ( H/V )
802.11n HT40 CH 03 2422MHz		2389.8	56.84	-17.16	74	47.2	27.07	4.03	31.49	282	328	P	H
		2389.52	45.75	-8.25	54	36.11	27.07	4.03	31.49	282	328	A	H
	*	2422	99.89	-	-	90.12	27.17	4.05	31.48	282	328	P	H
	*	2422	91.88	-	-	82.11	27.17	4.05	31.48	282	328	A	H
		2486.56	52.65	-21.35	74	42.62	27.36	4.11	31.47	282	328	P	H
		2483.62	40.49	-13.51	54	30.47	27.35	4.11	31.47	282	328	A	H
		2389.8	63.94	-10.06	74	54.3	27.07	4.03	31.49	194	8	P	V
		2389.52	52.66	-1.34	54	43.02	27.07	4.03	31.49	194	8	A	V
	*	2422	107.13	-	-	97.36	27.17	4.05	31.48	194	8	P	V
	*	2422	100.54	-	-	90.77	27.17	4.05	31.48	194	8	A	V
		2483.83	53.45	-20.55	74	43.43	27.35	4.11	31.47	194	8	P	V
		2484.04	42.01	-11.99	54	31.99	27.35	4.11	31.47	194	8	A	V
802.11n HT40 CH 06 2437MHz		2389.8	54.53	-19.47	74	44.89	27.07	4.03	31.49	386	341	P	H
		2389.94	42.61	-11.39	54	32.97	27.07	4.03	31.49	386	341	A	H
	*	2437	101.81	-	-	91.98	27.21	4.07	31.48	386	341	P	H
	*	2437	96.19	-	-	86.36	27.21	4.07	31.48	386	341	A	H
		2483.9	56.32	-17.68	74	46.3	27.35	4.11	31.47	386	341	P	H
		2483.69	43.2	-10.8	54	33.18	27.35	4.11	31.47	386	341	A	H
		2389.94	64	-10	74	54.36	27.07	4.03	31.49	201	27	P	V
		2389.24	50.33	-3.67	54	40.69	27.07	4.03	31.49	201	27	A	V
	*	2437	110.67	-	-	100.84	27.21	4.07	31.48	201	27	P	V
	*	2437	104.57	-	-	94.74	27.21	4.07	31.48	201	27	A	V
		2483.5	64.77	-9.23	74	54.75	27.35	4.11	31.47	201	27	P	V
		2483.83	52.32	-1.68	54	42.3	27.35	4.11	31.47	201	27	A	V



<b>802.11n</b>  <b>HT40</b>  <b>CH 09</b>  <b>2452MHz</b>		2357.04	52.94	-21.06	74	43.44	26.97	4	31.5	312	330	P	H
		2389.52	40.9	-13.1	54	31.26	27.07	4.03	31.49	312	330	A	H
	*	2452	101.94	-	-	92.04	27.26	4.08	31.47	312	330	P	H
	*	2452	91.18	-	-	81.28	27.26	4.08	31.47	312	330	A	H
		2483.55	60.41	-13.59	74	50.39	27.35	4.11	31.47	312	330	P	H
		2483.69	47.53	-6.47	54	37.51	27.35	4.11	31.47	312	330	A	H
		2388.68	54.89	-19.11	74	45.25	27.07	4.03	31.49	200	4	P	V
		2389.8	43.9	-10.1	54	34.26	27.07	4.03	31.49	200	4	A	V
	*	2452	109.43	-	-	99.53	27.26	4.08	31.47	200	4	P	V
	*	2452	102.25	-	-	92.35	27.26	4.08	31.47	200	4	A	V
		2483.83	63.09	-10.91	74	53.07	27.35	4.11	31.47	200	4	P	V
		2484.11	51.47	-2.53	54	41.45	27.35	4.11	31.47	200	4	A	V
<b>Remark</b>	1. No other spurious found. 2. All results are PASS against Peak and Average limit line.												



**2.4GHz 2400~2483.5MHz  
WIFI 802.11n HT40 (Harmonic @ 3m)**

WIFI Ant. 1+2	Note	Frequency ( MHz )	Level ( dBμV/m )	Over Limit ( dB )	Limit Line ( dBμV/m )	Read Level ( dBμV )	Antenna Factor ( dB/m )	Cable Loss ( dB )	Preamp Factor ( dB )	Ant Pos ( cm )	Table Pos ( deg )	Peak Avg. ( P/A )	Pol. ( H/V )
802.11n HT40 CH 03 2422MHz		4844	40.66	-33.34	74	60.02	32.22	6.18	58.29	100	0	P	H
		7266	44.84	-29.16	74	58.96	36.84	7.73	59.07	100	0	P	H
													H
													H
		4844	40	-34	74	59.36	32.22	6.18	58.29	100	0	P	V
		7266	44.84	-29.16	74	58.96	36.84	7.73	59.07	100	0	P	V
802.11n HT40 CH 06 2437MHz		4874	39.6	-34.4	74	58.84	32.27	6.21	58.24	100	0	P	H
		7311	44.66	-29.34	74	58.71	36.97	7.72	59.09	100	0	P	H
													H
													H
		4874	39.98	-34.02	74	59.22	32.27	6.21	58.24	100	0	P	V
		7311	45.18	-28.82	74	59.23	36.97	7.72	59.09	100	0	P	V
802.11n HT40 CH 09 2452MHz		4904	39.22	-34.78	74	58.36	32.33	6.22	58.2	100	0	P	H
		7350	45.2	-28.8	74	59.21	37.08	7.72	59.12	100	0	P	H
													H
													H
		4904	40.15	-33.85	74	59.29	32.33	6.22	58.2	100	0	P	V
		7350	45.6	-28.4	74	59.61	37.08	7.72	59.12	100	0	P	V
Remark	1. No other spurious found.												
	2. All results are PASS against Peak and Average limit line.												



2.4GHz 2400~2483.5MHz

Emission below 1GHz

2.4GHz WIFI 802.11n HT40 (LF)

WIFI Ant.	Note	Frequency	Level	Over Limit	Limit Line	Read Level	Antenna Factor	Cable Loss	Preamp Factor	Ant Pos	Table Pos	Peak Avg.	Pol.	
1+2		( MHz )	( dBμV/m )	( dB )	( dBμV/m )	( dBμV )	( dB/m )	( dB )	( dB )	( cm )	( deg )	( P/A )	( H/V )	
2.4GHz 802.11n HT40 LF		146.64	39.1	-4.4	43.5	50.99	17.4	0.95	30.34			P	H	
		244.65	42.82	-3.18	46	53.61	17.98	1.28	30.21	100	169	QP	H	
		244.65	45.4	-0.6	46	56.19	17.98	1.28	30.21	100	169	P	H	
		268.95	39.12	-6.88	46	48.31	19.53	1.32	30.18			P	H	
		300	32.02	-13.98	46	41.36	19.31	1.39	30.14			P	H	
		323.8	31.95	-14.05	46	40.85	19.68	1.43	30.1			P	H	
		722.1	37.4	-8.6	46	37.25	27.36	2.18	29.49			P	H	
														H
														H
														H
														H
														H
			36.75	37.43	-2.57	40	46.19	21.05	0.48	30.27	100	125	QP	V
		*	36.75	40.83	0.83	40	49.59	21.05	0.48	30.27	100	125	P	V
			47.82	32.96	-7.04	40	47.2	15.57	0.6	30.42	100	305	QP	V
			47.82	37.26	-2.74	40	51.5	15.57	0.6	30.42	100	305	P	V
			244.65	43.3	-2.7	46	54.09	17.98	1.28	30.21	108	229	QP	V
			244.65	45.5	-0.5	46	56.29	17.98	1.28	30.21	108	229	P	V
			479.9	34.68	-11.32	46	38.87	23.81	1.77	29.83			P	V
			720	33.64	-12.36	46	33.63	27.24	2.16	29.49			P	V
		955.2	32.51	-13.49	46	27.86	30.97	2.49	29.05			P	V	
													V	
													V	
													V	
Remark	1. No other spurious found. 2. All results are PASS against limit line.													



**Note symbol**

*	<b>Fundamental Frequency</b> which can be ignored. However, the level of any unwanted emissions shall not exceed the level of the fundamental frequency.
!	Test result is <b>over limit</b> line.
P/A	<b>Peak</b> or <b>Average</b>
H/V	<b>Horizontal</b> or <b>Vertical</b>



A calculation example for radiated spurious emission is shown as below:

WIFI	Note	Frequency	Level	Over	Limit	Read	Antenna	Cable	Preamp	Ant	Table	Peak	Pol.
Ant.				Limit	Line	Level	Factor	Loss	Factor	Pos	Pos	Avg.	
1+2		( MHz )	( dBμV/m )	( dB )	( dBμV/m )	( dBμV )	( dB/m )	( dB )	( dB )	( cm )	( deg )	( P/A )	( H/V )
802.11b		2390	55.45	-18.55	74	54.51	32.22	4.58	35.86	103	308	P	H
CH 01													
2412MHz		2390	43.54	-10.46	54	42.6	32.22	4.58	35.86	103	308	A	H

- Level(dBμV/m) =  
Antenna Factor(dB/m) + Cable Loss(dB) + Read Level(dBμV) - Preamp Factor(dB)
- Over Limit(dB) = Level(dBμV/m) – Limit Line(dBμV/m)

**For Peak Limit @ 2390MHz:**

- Level(dBμV/m)  
= Antenna Factor(dB/m) + Cable Loss(dB) + Read Level(dBμV) - Preamp Factor(dB)  
= 32.22(dB/m) + 4.58(dB) + 54.51(dBμV) – 35.86 (dB)  
= 55.45 (dBμV/m)
- Over Limit(dB)  
= Level(dBμV/m) – Limit Line(dBμV/m)  
= 55.45(dBμV/m) – 74(dBμV/m)  
= -18.55(dB)

**For Average Limit @ 2390MHz:**

- Level(dBμV/m)  
= Antenna Factor(dB/m) + Cable Loss(dB) + Read Level(dBμV) - Preamp Factor(dB)  
= 32.22(dB/m) + 4.58(dB) + 42.6(dBμV) – 35.86 (dB)  
= 43.54 (dBμV/m)
- Over Limit(dB)  
= Level(dBμV/m) – Limit Line(dBμV/m)  
= 43.54(dBμV/m) – 54(dBμV/m)  
= -10.46(dB)

Both peak and average measured complies with the limit line, so test result is “PASS”.





## Appendix C. Radiated Spurious Emission Plots

Test Engineer :	Peter Liao, Nick Yu, Ray Chen	Temperature :	23~25°C
		Relative Humidity :	59~63%

### Note symbol

-L	Low channel location
-R	High channel location

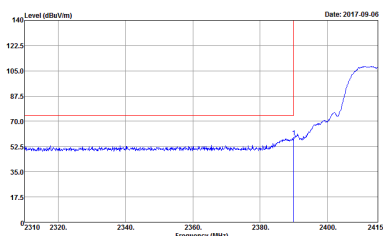
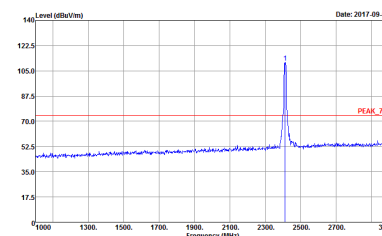
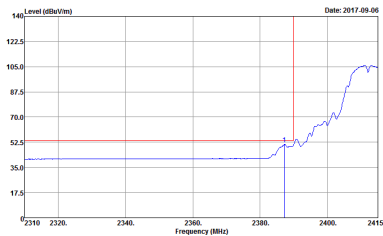
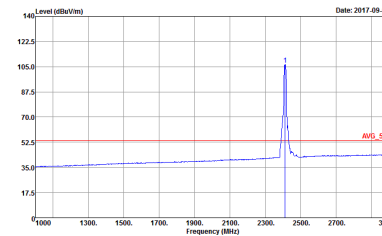


2.4GHz 2400~2483.5MHz

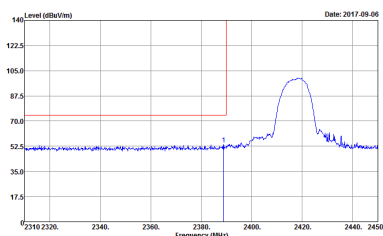
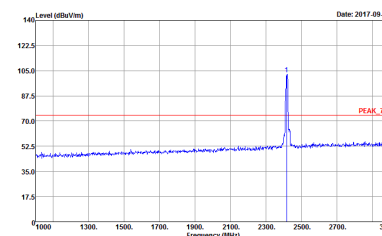
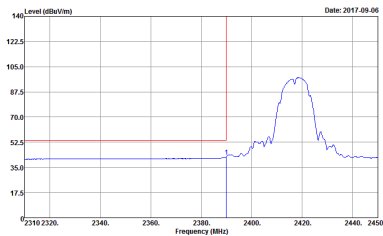
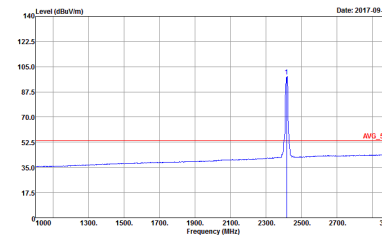
WIFI 802.11b (Band Edge @ 3m)

WIFI	2.4GHz 2400~2483.5MHz Band Edge @ 3m	
ANT	802.11b CH01 2412MHz	
1	Horizontal	Fundamental
<b>Peak</b>	<p>Site : 03CH12-HY            Condition : PEAK_BE_74 3m HORN_9120D_1328 HORIZONTAL            Detector : RBW:1000.000kHz VBW:3000.000kHz SWT:Auto            Project : 790120            Mode : -41</p>	<p>Site : 03CH12-HY            Condition : PEAK_74 3m HORN_9120D_1328 HORIZONTAL            Detector : RBW:1000.000kHz VBW:3000.000kHz SWT:Auto            Project : 790120            Mode : -41</p>
<b>Avg.</b>	<p>Site : 03CH12-HY            Condition : AVG_BE_54 3m HORN_9120D_1328 HORIZONTAL            Detector : RBW:1000.000kHz VBW:0.010kHz SWT:Auto            Project : 790120            Mode : -41</p>	<p>Site : 03CH12-HY            Condition : AVG_54 3m HORN_9120D_1328 HORIZONTAL            Detector : RBW:1000.000kHz VBW:0.010kHz SWT:Auto            Project : 790120            Mode : -41</p>

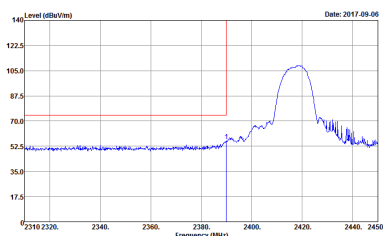
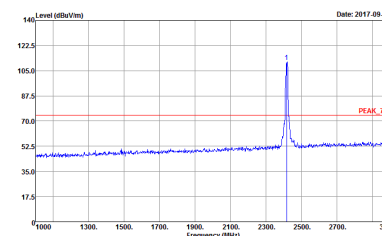
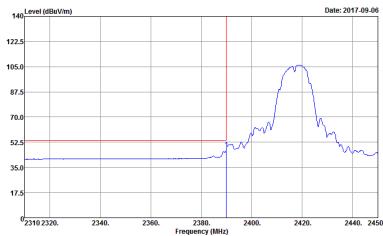
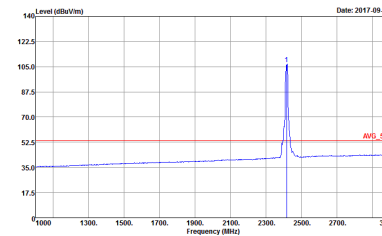


WIFI	2.4GHz 2400~2483.5MHz Band Edge @ 3m	
ANT	802.11b CH01 2412MHz	
1	Vertical	Fundamental
Peak	 <p>Site: -03CH12-HY Condition: -PEAK_BE_74 3m HORN_9120D_1328 VERTICAL Detector: -RBW:1000.000kHz VBW:3000.000kHz SWT:Auto Project: -Peak Mode: -790120 Date: 2017-09-06</p>	 <p>Site: -03CH12-HY Condition: -PEAK_74 3m HORN_9120D_1328 VERTICAL Detector: -RBW:1000.000kHz VBW:3000.000kHz SWT:Auto Project: -Peak Mode: -790120 Date: 2017-09-06</p>
Avg.	 <p>Site: -03CH12-HY Condition: -AVG_BE_54 3m HORN_9120D_1328 VERTICAL Detector: -RBW:1000.000kHz VBW:0.010kHz SWT:Auto Project: -Peak Mode: -790120 Date: 2017-09-06</p>	 <p>Site: -03CH12-HY Condition: -AVG_54 3m HORN_9120D_1328 VERTICAL Detector: -RBW:1000.000kHz VBW:0.010kHz SWT:Auto Project: -Peak Mode: -790120 Date: 2017-09-06</p>

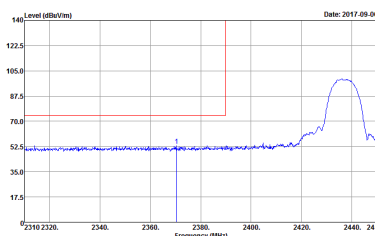
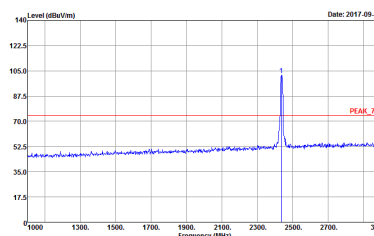
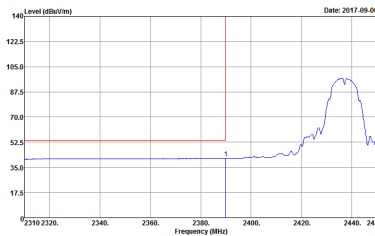
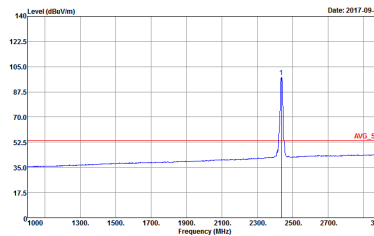


WIFI	2.4GHz 2400~2483.5MHz Band Edge @ 3m	
ANT	802.11b CH02 2417MHz	
1	Horizontal	Fundamental
Peak	 <p>Site : 03CH12-HY            Condition : PEAK_BE_74 3m HORN_9120D_1328 HORIZONTAL            RBW:1000.000KHz VBW:3000.000KHz SWT:Auto            Detector : Peak            Project : 790120            Mode : 42</p>	 <p>Site : 03CH12-HY            Condition : PEAK_74 3m HORN_9120D_1328 HORIZONTAL            RBW:1000.000KHz VBW:3000.000KHz SWT:Auto            Detector : Peak            Project : 790120            Mode : 42</p>
Avg.	 <p>Site : 03CH12-HY            Condition : AVG_BE_54 3m HORN_9120D_1328 HORIZONTAL            RBW:1000.000KHz VBW:0.010KHz SWT:Auto            Detector : Peak            Project : 790120            Mode : 42</p>	 <p>Site : 03CH12-HY            Condition : AVG_54 3m HORN_9120D_1328 HORIZONTAL            RBW:1000.000KHz VBW:0.010KHz SWT:Auto            Detector : Peak            Project : 790120            Mode : 42</p>

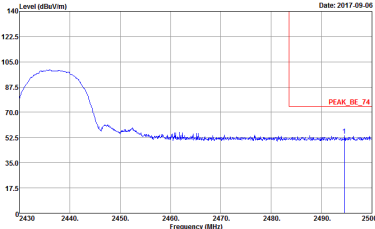
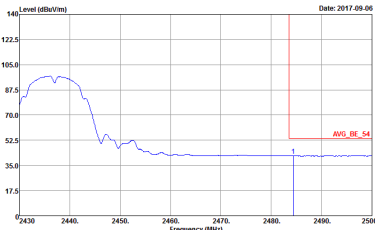


WIFI	2.4GHz 2400~2483.5MHz Band Edge @ 3m	
ANT	802.11b CH02 2417MHz	
1	Vertical	Fundamental
Peak	 <p>Site : 03CH12-HY            Condition : PEAK_BE_74 3m HORN_9120D_1328 VERTICAL            RBW:1000.0000kHz VBW:3000.0000kHz SWT:Auto            Detector : Peak            Project : 790120            Mode : 42</p>	 <p>Site : 03CH12-HY            Condition : PEAK_74 3m HORN_9120D_1328 VERTICAL            RBW:1000.0000kHz VBW:3000.0000kHz SWT:Auto            Detector : Peak            Project : 790120            Mode : 42</p>
Avg.	 <p>Site : 03CH12-HY            Condition : AVG_BE_54 3m HORN_9120D_1328 VERTICAL            RBW:1000.0000kHz VBW:0.0100kHz SWT:Auto            Detector : Peak            Project : 790120            Mode : 42</p>	 <p>Site : 03CH12-HY            Condition : AVG_54 3m HORN_9120D_1328 VERTICAL            RBW:1000.0000kHz VBW:0.0100kHz SWT:Auto            Detector : Peak            Project : 790120            Mode : 42</p>



WIFI	2.4GHz 2400~2483.5MHz Band Edge @ 3m	
ANT	802.11b CH06 2437MHz - L	
1	Horizontal	Fundamental
Peak	 <p>Site: -03CH12-HY            Condition: -PEAK_BE_74 3m HORN_9120D_1328 HORIZONTAL            Detector: -RBW:1000.000kHz VBW:3000.000kHz SWT:Auto            Project: -790120            Mode: -43</p>	 <p>Site: -03CH12-HY            Condition: -PEAK_74 3m HORN_9120D_1328 HORIZONTAL            Detector: -RBW:1000.000kHz VBW:3000.000kHz SWT:Auto            Project: -790120            Mode: -43</p>
Avg.	 <p>Site: -03CH12-HY            Condition: -AVG_BE_54 3m HORN_9120D_1328 HORIZONTAL            Detector: -RBW:1000.000kHz VBW:0.010kHz SWT:Auto            Project: -790120            Mode: -43</p>	 <p>Site: -03CH12-HY            Condition: -AVG_54 3m HORN_9120D_1328 HORIZONTAL            Detector: -RBW:1000.000kHz VBW:0.010kHz SWT:Auto            Project: -790120            Mode: -43</p>



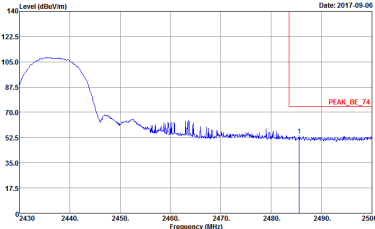
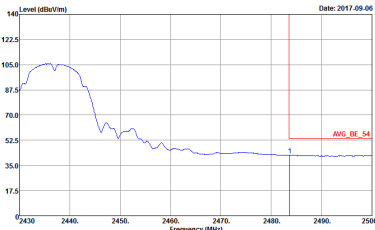
WIFI	2.4GHz 2400~2483.5MHz Band Edge @ 3m	
ANT	802.11b CH06 2437MHz - R	
1	Horizontal	Fundamental
<p><b>Peak</b></p>	 <p>Site : 03CH12-HY            Condition : PEAK_BE_74 3m HORN_91200_1338 HORIZONTAL            Detector : RBW:1000.000KHz VBW:3000.000KHz SWT:Auto            Project : 790120            Mode : 43</p>	<p>Left blank</p>
<p><b>Avg.</b></p>	 <p>Site : 03CH12-HY            Condition : AVG_BE_54 3m HORN_91200_1338 HORIZONTAL            Detector : RBW:1000.000KHz VBW:0.010KHz SWT:Auto            Project : 790120            Mode : 43</p>	<p>Left blank</p>



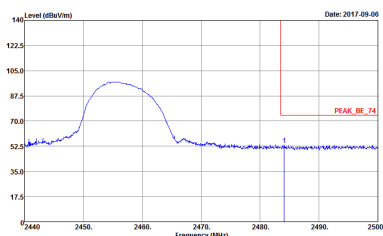
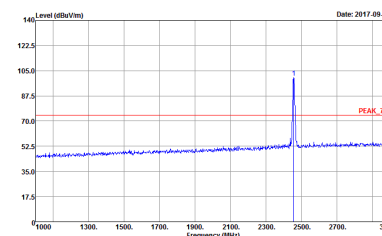
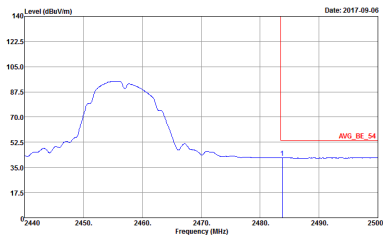
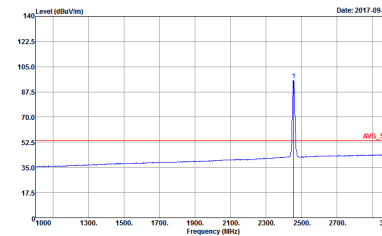
WIFI	2.4GHz 2400~2483.5MHz Band Edge @ 3m	
ANT	802.11b CH06 2437MHz - L	
1	Vertical	Fundamental
Peak	<p>Site : 03CH12-HY            Condition : PEAK_BE_74 3m HORN_9120D_1338 VERTICAL            Detector : RBW:1000.000KHz VBW:3000.000KHz SWT:Auto            Project : 790120            Mode : 43</p>	<p>Site : 03CH12-HY            Condition : PEAK_74 3m HORN_9120D_1338 VERTICAL            Detector : RBW:1000.000KHz VBW:3000.000KHz SWT:Auto            Project : 790120            Mode : 43</p>
Avg.	<p>Site : 03CH12-HY            Condition : AVG_BE_54 3m HORN_9120D_1338 VERTICAL            Detector : RBW:1000.000KHz VBW:0.010KHz SWT:Auto            Project : 790120            Mode : 43</p>	<p>Site : 03CH12-HY            Condition : AVG_54 3m HORN_9120D_1338 VERTICAL            Detector : RBW:1000.000KHz VBW:0.010KHz SWT:Auto            Project : 790120            Mode : 43</p>



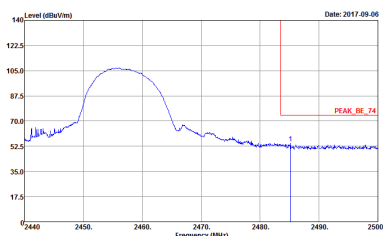
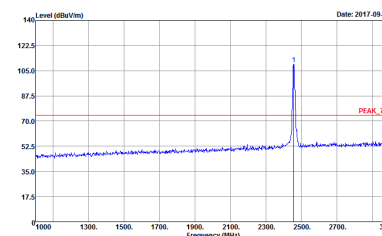
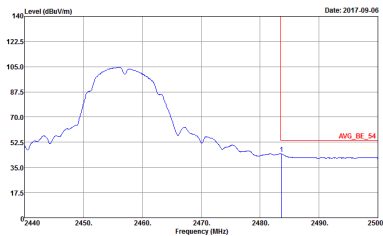
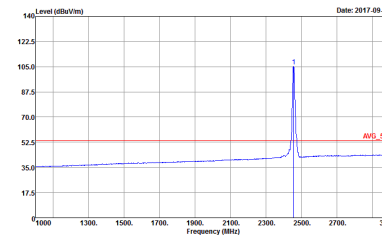


WIFI	2.4GHz 2400~2483.5MHz Band Edge @ 3m	
ANT	802.11b CH06 2437MHz - R	
1	Vertical	Fundamental
<p><b>Peak</b></p>	 <p>Site : 03CH12-HY            Condition : PEAK_BE_74 3m HORN_91200_1338 VERTICAL            Detector : RBW:1000.000KHz VBW:3000.000KHz SWT:Auto            Project : 790120            Mode : 43</p>	<p>Left blank</p>
<p><b>Avg.</b></p>	 <p>Site : 03CH12-HY            Condition : AVG_BE_54 3m HORN_91200_1338 VERTICAL            Detector : RBW:1000.000KHz VBW:0.010KHz SWT:Auto            Project : 790120            Mode : 43</p>	<p>Left blank</p>

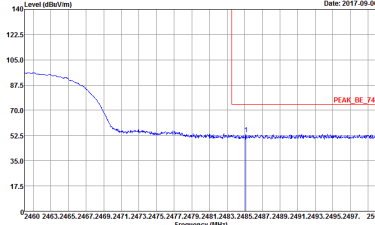
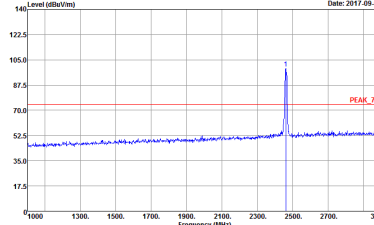
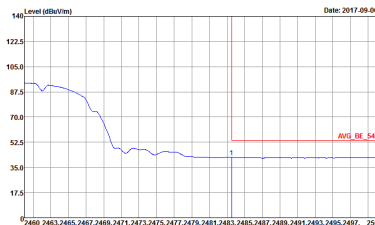
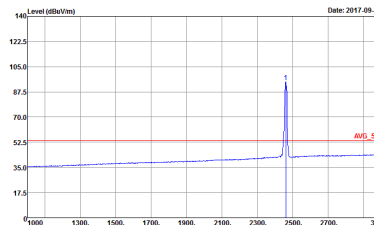


WIFI	2.4GHz 2400~2483.5MHz Band Edge @ 3m	
ANT	802.11b CH10 2457MHz	
1	Horizontal	Fundamental
<b>Peak</b>	 <p>Site : 03CH12-HY            Condition : PEAK_BE_74 3m HORN_9120D_1328 HORIZONTAL            RBW:1000.000kHz VBW:3000.000kHz SWT:Auto            Detector : Peak            Project : 790120            Mode : 44</p>	 <p>Site : 03CH12-HY            Condition : PEAK_74 3m HORN_9120D_1328 HORIZONTAL            RBW:1000.000kHz VBW:3000.000kHz SWT:Auto            Detector : Peak            Project : 790120            Mode : 44</p>
<b>Avg.</b>	 <p>Site : 03CH12-HY            Condition : AVG_BE_54 3m HORN_9120D_1328 HORIZONTAL            RBW:1000.000kHz VBW:0.010kHz SWT:Auto            Detector : Peak            Project : 790120            Mode : 44</p>	 <p>Site : 03CH12-HY            Condition : AVG_54 3m HORN_9120D_1328 HORIZONTAL            RBW:1000.000kHz VBW:0.010kHz SWT:Auto            Detector : Peak            Project : 790120            Mode : 44</p>

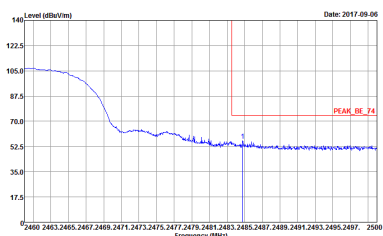
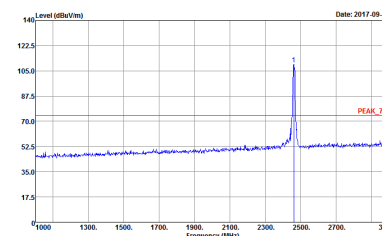
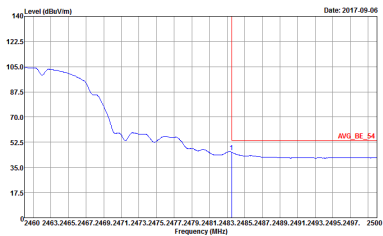
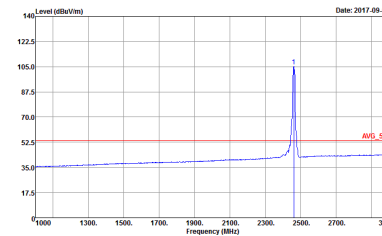


WIFI	2.4GHz 2400~2483.5MHz Band Edge @ 3m	
ANT	802.11b CH10 2457MHz	
1	Vertical	Fundamental
Peak	 <p>Site : 03CH12-HY Condition : PEAK_BE_74 3m HORN_9120D_1328 VERTICAL RBW:1000.000kHz VBW:3000.000kHz SWT:Auto Detector : Peak Project : 790120 Mode : 44</p>	 <p>Site : 03CH12-HY Condition : PEAK_74 3m HORN_9120D_1328 VERTICAL RBW:1000.000kHz VBW:3000.000kHz SWT:Auto Detector : Peak Project : 790120 Mode : 44</p>
Avg.	 <p>Site : 03CH12-HY Condition : AVG_BE_54 3m HORN_9120D_1328 VERTICAL RBW:1000.000kHz VBW:0.010kHz SWT:Auto Detector : Peak Project : 790120 Mode : 44</p>	 <p>Site : 03CH12-HY Condition : AVG_54 3m HORN_9120D_1328 VERTICAL RBW:1000.000kHz VBW:0.010kHz SWT:Auto Detector : Peak Project : 790120 Mode : 44</p>



WIFI	2.4GHz 2400~2483.5MHz Band Edge @ 3m	
ANT	802.11b CH11 2462MHz	
1	Horizontal	Fundamental
Peak	 <p>Site: -03CH12-HY            Condition: :PEAK_BE_74 3m HORN_9120D_1328 HORIZONTAL            :RBW:1000.000KHz VBW:3000.000KHz SWT:Auto            Detector: :Peak            Project: :790120            Mode: :45</p>	 <p>Site: -03CH12-HY            Condition: :PEAK_74 3m HORN_9120D_1328 HORIZONTAL            :RBW:1000.000KHz VBW:3000.000KHz SWT:Auto            Detector: :Peak            Project: :790120            Mode: :45</p>
Avg.	 <p>Site: -03CH12-HY            Condition: :AVG_BE_54 3m HORN_9120D_1328 HORIZONTAL            :RBW:1000.000KHz VBW:0.010KHz SWT:Auto            Detector: :Peak            Project: :790120            Mode: :45</p>	 <p>Site: -03CH12-HY            Condition: :AVG_54 3m HORN_9120D_1328 HORIZONTAL            :RBW:1000.000KHz VBW:0.010KHz SWT:Auto            Detector: :Peak            Project: :790120            Mode: :45</p>



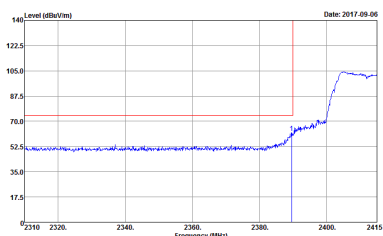
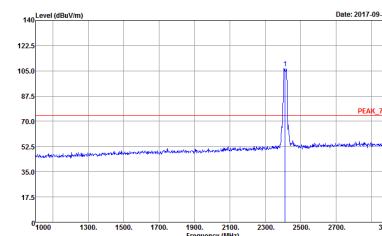
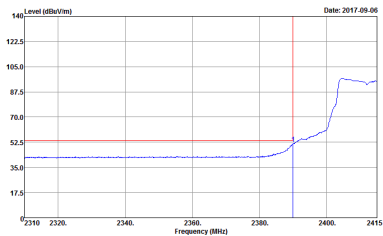
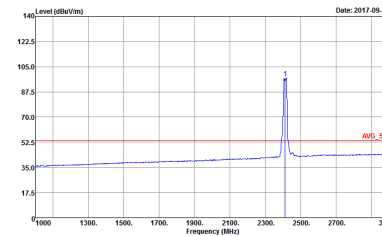
WIFI	2.4GHz 2400~2483.5MHz Band Edge @ 3m	
ANT	802.11b CH11 2462MHz	
1	Vertical	Fundamental
Peak	 <p>Level (dBuV/m) vs Frequency (MHz) plot showing a peak at 2462 MHz. The y-axis ranges from 17.5 to 140 dBuV/m, and the x-axis ranges from 2400 to 2500 MHz. A red horizontal line indicates the peak level at approximately 70 dBuV/m.</p> <p>Site: 03CH12-HY            Condition: PEAK_BE_74 3m HORN_9120D_1338 VERTICAL            Detector: RBW:1000.000KHz VBW:3000.000KHz SWT:Auto            Project: Peak            Mode: 790120            -45</p>	 <p>Level (dBuV/m) vs Frequency (MHz) plot showing a sharp peak at 2462 MHz. The y-axis ranges from 17.5 to 140 dBuV/m, and the x-axis ranges from 1000 to 3000 MHz. A red horizontal line indicates the peak level at approximately 70 dBuV/m.</p> <p>Site: 03CH12-HY            Condition: PEAK_74 3m HORN_9120D_1338 VERTICAL            Detector: RBW:1000.000KHz VBW:3000.000KHz SWT:Auto            Project: Peak            Mode: 790120            -45</p>
Avg.	 <p>Level (dBuV/m) vs Frequency (MHz) plot showing the average spectrum. The y-axis ranges from 17.5 to 140 dBuV/m, and the x-axis ranges from 2400 to 2500 MHz. A red horizontal line indicates the average level at approximately 55 dBuV/m.</p> <p>Site: 03CH12-HY            Condition: AVG_BE_54 3m HORN_9120D_1338 VERTICAL            Detector: RBW:1000.000KHz VBW:0.010KHz SWT:Auto            Project: Peak            Mode: 790120            -45</p>	 <p>Level (dBuV/m) vs Frequency (MHz) plot showing the average spectrum. The y-axis ranges from 17.5 to 140 dBuV/m, and the x-axis ranges from 1000 to 3000 MHz. A red horizontal line indicates the average level at approximately 55 dBuV/m.</p> <p>Site: 03CH12-HY            Condition: AVG_54 3m HORN_9120D_1338 VERTICAL            Detector: RBW:1000.000KHz VBW:0.010KHz SWT:Auto            Project: Peak            Mode: 790120            -45</p>



2.4GHz 2400~2483.5MHz  
 WIFI 802.11g (Band Edge @ 3m)

WIFI	2.4GHz 2400~2483.5MHz Band Edge @ 3m	
ANT	802.11g CH01 2412MHz	
1	Horizontal	Fundamental
Peak	<p>Site : 03CH12-HY            Condition : PEAK_BE_74 3m HORN_9120D_1328 HORIZONTAL            : REW:1000.000KHz YBW:3000.000KHz SWT:Auto            Detector : Peak            Project : 790120            Mode : 47</p>	<p>Site : 03CH12-HY            Condition : PEAK_74 3m HORN_9120D_1328 HORIZONTAL            : REW:1000.000KHz YBW:3000.000KHz SWT:Auto            Detector : Peak            Project : 790120            Mode : 47</p>
Avg.	<p>Site : 03CH12-HY            Condition : AVG_BE_54 3m HORN_9120D_1328 HORIZONTAL            : REW:1000.000KHz YBW:3.000KHz SWT:Auto            Detector : Peak            Project : 790120            Mode : 47</p>	<p>Site : 03CH12-HY            Condition : AVG_54 3m HORN_9120D_1328 HORIZONTAL            : REW:1000.000KHz YBW:3.000KHz SWT:Auto            Detector : Peak            Project : 790120            Mode : 47</p>



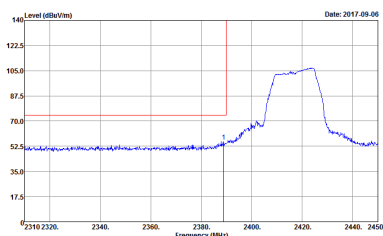
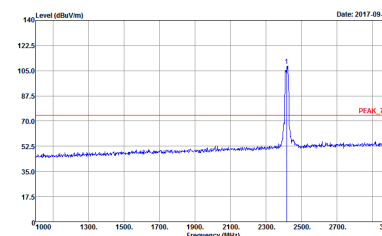
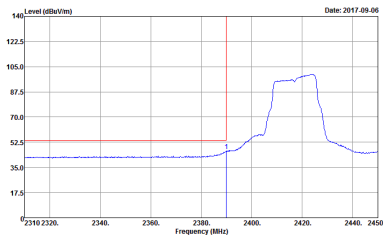
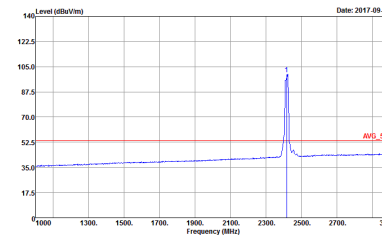
WIFI	2.4GHz 2400~2483.5MHz Band Edge @ 3m	
ANT	802.11g CH01 2412MHz	
1	Vertical	Fundamental
Peak	 <p>Site : 03CH12-HY            Condition : PEAK_BE_74 3m HORN_9120D_1328 VERTICAL            Detector : RBW:1000.000kHz VBW:3000.000kHz SWT:Auto            Project : 790120            Mode : 47</p>	 <p>Site : 03CH12-HY            Condition : PEAK_74 3m HORN_9120D_1328 VERTICAL            Detector : RBW:1000.000kHz VBW:3000.000kHz SWT:Auto            Project : 790120            Mode : 47</p>
Avg.	 <p>Site : 03CH12-HY            Condition : AVG_BE_54 3m HORN_9120D_1328 VERTICAL            Detector : RBW:1000.000kHz VBW:3.000kHz SWT:Auto            Project : 790120            Mode : 47</p>	 <p>Site : 03CH12-HY            Condition : AVG_54 3m HORN_9120D_1328 VERTICAL            Detector : RBW:1000.000kHz VBW:3.000kHz SWT:Auto            Project : 790120            Mode : 47</p>



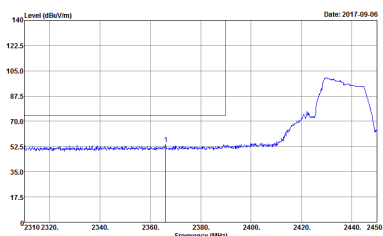
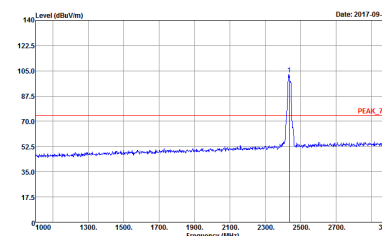
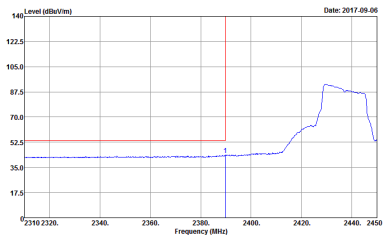
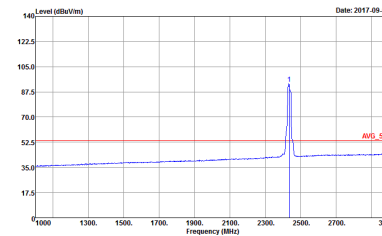
WIFI	2.4GHz 2400~2483.5MHz Band Edge @ 3m	
ANT	802.11g CH02 2417MHz	
1	Horizontal	Fundamental
Peak	<p>Site : 03CH12-HY            Condition : PEAK_BE_74 3m HORN_9120D_1328 HORIZONTAL            RBW:1000.000kHz VBW:3000.000kHz SWT:Auto            Detector : Peak            Project : 790120            Mode : 48</p>	<p>Site : 03CH12-HY            Condition : PEAK_74 3m HORN_9120D_1328 HORIZONTAL            RBW:1000.000kHz VBW:3000.000kHz SWT:Auto            Detector : Peak            Project : 790120            Mode : 48</p>
Avg.	<p>Site : 03CH12-HY            Condition : AVG_BE_54 3m HORN_9120D_1328 HORIZONTAL            RBW:1000.000kHz VBW:3.000kHz SWT:Auto            Detector : Peak            Project : 790120            Mode : 48</p>	<p>Site : 03CH12-HY            Condition : AVG_54 3m HORN_9120D_1328 HORIZONTAL            RBW:1000.000kHz VBW:3.000kHz SWT:Auto            Detector : Peak            Project : 790120            Mode : 48</p>



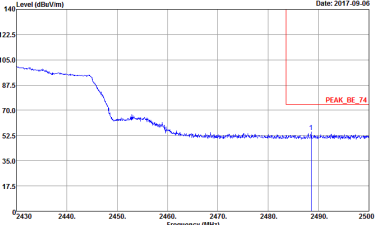
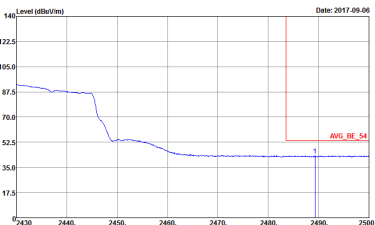


WIFI	2.4GHz 2400~2483.5MHz Band Edge @ 3m	
ANT	802.11g CH02 2417MHz	
1	Vertical	Fundamental
Peak	 <p>Site : 03CH12-HY Condition : PEAK_BE_74 3m HORN_9120D_1378 VERTICAL RBW:1000.000kHz VBW:3000.000kHz SWT:Auto Detector : Peak Project : 790120 Mode : 48</p>	 <p>Site : 03CH12-HY Condition : PEAK_74 3m HORN_9120D_1378 VERTICAL RBW:1000.000kHz VBW:3000.000kHz SWT:Auto Detector : Peak Project : 790120 Mode : 48</p>
Avg.	 <p>Site : 03CH12-HY Condition : AVG_BE_54 3m HORN_9120D_1378 VERTICAL RBW:1000.000kHz VBW:3.000kHz SWT:Auto Detector : Peak Project : 790120 Mode : 48</p>	 <p>Site : 03CH12-HY Condition : AVG_54 3m HORN_9120D_1378 VERTICAL RBW:1000.000kHz VBW:3.000kHz SWT:Auto Detector : Peak Project : 790120 Mode : 48</p>

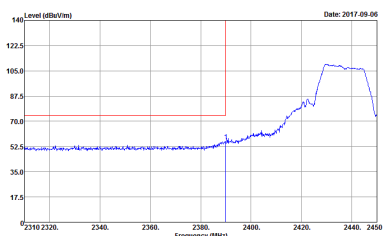
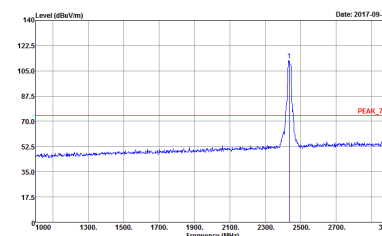
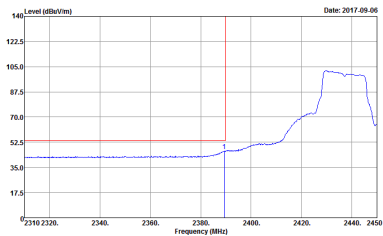
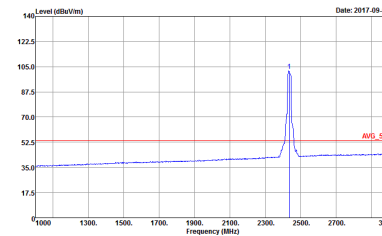


WIFI	2.4GHz 2400~2483.5MHz Band Edge @ 3m	
ANT	802.11g CH06 2437MHz - L	
1	Horizontal	Fundamental
Peak	 <p>Site : 03CH12-HY            Condition : PEAK_BE_74 3m HORN_9120D_1328 HORIZONTAL            Detector : RBW:1000.000kHz VBW:3000.000kHz SWT:Auto            Project : 790120            Mode : 49</p>	 <p>Site : 03CH12-HY            Condition : PEAK_74 3m HORN_9120D_1328 HORIZONTAL            Detector : RBW:1000.000kHz VBW:3000.000kHz SWT:Auto            Project : 790120            Mode : 49</p>
Avg.	 <p>Site : 03CH12-HY            Condition : AVG_BE_54 3m HORN_9120D_1328 HORIZONTAL            Detector : RBW:1000.000kHz VBW:3.000kHz SWT:Auto            Project : 790120            Mode : 49</p>	 <p>Site : 03CH12-HY            Condition : AVG_54 3m HORN_9120D_1328 HORIZONTAL            Detector : RBW:1000.000kHz VBW:3.000kHz SWT:Auto            Project : 790120            Mode : 49</p>



WIFI	2.4GHz 2400~2483.5MHz Band Edge @ 3m	
ANT	802.11g CH06 2437MHz - R	
1	Horizontal	Fundamental
<p><b>Peak</b></p>	 <p>Site : 03CH12-HY            Condition : PEAK_BE_74 3m HORN_91200_1338 HORIZONTAL            Detector : RBW:1000.000kHz VBW:3000.000kHz SWT:Auto            Project : 790120            Mode : 49</p>	<p>Left blank</p>
<p><b>Avg.</b></p>	 <p>Site : 03CH12-HY            Condition : AVG_BE_54 3m HORN_91200_1338 HORIZONTAL            Detector : RBW:1000.000kHz VBW:3.000kHz SWT:Auto            Project : 790120            Mode : 49</p>	<p>Left blank</p>

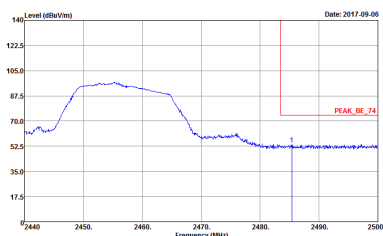
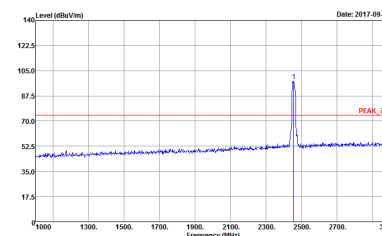
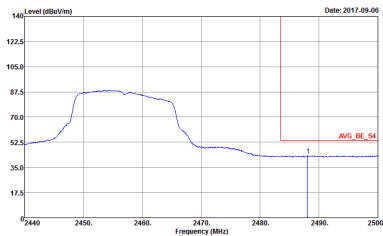
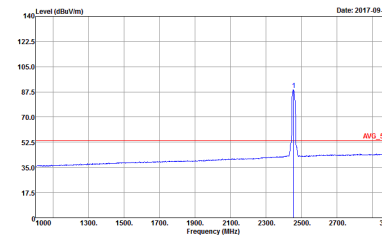


WIFI	2.4GHz 2400~2483.5MHz Band Edge @ 3m	
ANT	802.11g CH06 2437MHz - L	
1	Vertical	Fundamental
Peak	 <p>Site : 03CH12-HY            Condition : PEAK_BE_74 3m HORN_9120D_1328 VERTICAL            Detector : RBW:1000.000kHz VBW:3000.000kHz SWT:Auto            Project : Peak : 790120            Mode : -49</p>	 <p>Site : 03CH12-HY            Condition : PEAK_74 3m HORN_9120D_1328 VERTICAL            Detector : RBW:1000.000kHz VBW:3000.000kHz SWT:Auto            Project : Peak : 790120            Mode : -49</p>
Avg.	 <p>Site : 03CH12-HY            Condition : AVG_BE_54 3m HORN_9120D_1328 VERTICAL            Detector : RBW:1000.000kHz VBW:3.000kHz SWT:Auto            Project : Peak : 790120            Mode : -49</p>	 <p>Site : 03CH12-HY            Condition : AVG_54 3m HORN_9120D_1328 VERTICAL            Detector : Peak : 790120            Project : Peak : 790120            Mode : -49</p>

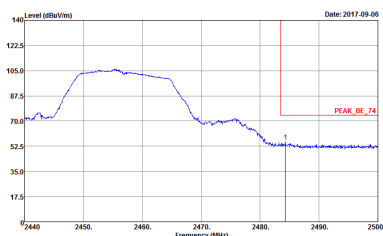
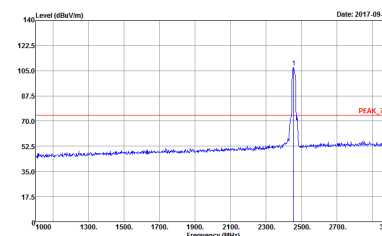
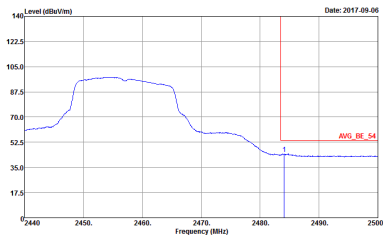
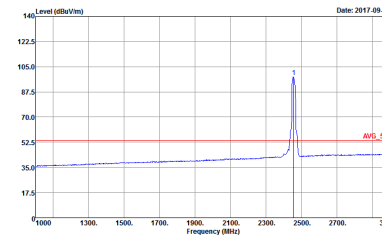


WIFI	2.4GHz 2400~2483.5MHz Band Edge @ 3m	
ANT	802.11g CH06 2437MHz - R	
1	Vertical	Fundamental
Peak	<p>Site : 03CH12-HY            Condition : PEAK_BE_74 3m HORN_91200_1338 VERTICAL            Detector : RBW:1000.000kHz VBW:3000.000kHz SWT:Auto            Project : 790120            Mode : 49</p>	Left Blank
Avg.	<p>Site : 03CH12-HY            Condition : AVG_BE_54 3m HORN_91200_1338 VERTICAL            Detector : RBW:1000.000kHz VBW:3.000kHz SWT:Auto            Project : 790120            Mode : 49</p>	Left Blank

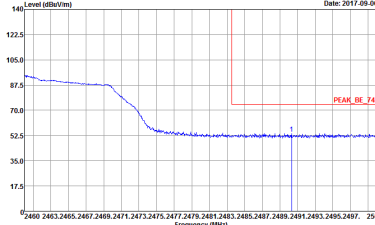
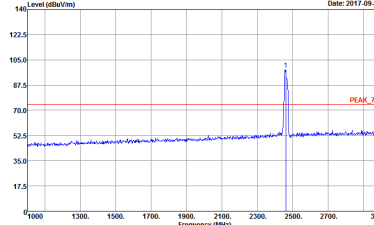
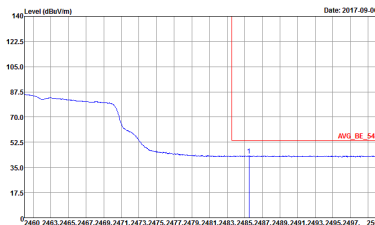
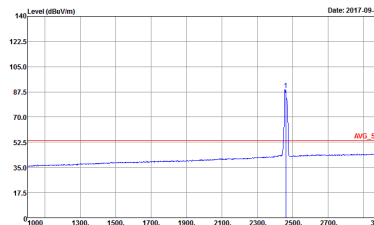


WIFI	2.4GHz 2400~2483.5MHz Band Edge @ 3m	
ANT	802.11g CH10 2457MHz	
1	Horizontal	Fundamental
Peak	 <p>Site : 03CH12-HY Condition : PEAK_BE_74 3m HORN_9120D_1328 HORIZONTAL RBW:1000.000kHz VBW:3000.000kHz SWT:Auto Detector : Peak Project : 790120 Mode : 50</p>	 <p>Site : 03CH12-HY Condition : PEAK_74 3m HORN_9120D_1328 HORIZONTAL RBW:1000.000kHz VBW:3000.000kHz SWT:Auto Detector : Peak Project : 790120 Mode : 50</p>
Avg.	 <p>Site : 03CH12-HY Condition : AVG_BE_54 3m HORN_9120D_1328 HORIZONTAL RBW:1000.000kHz VBW:3.000kHz SWT:Auto Detector : Peak Project : 790120 Mode : 50</p>	 <p>Site : 03CH12-HY Condition : AVG_54 3m HORN_9120D_1328 HORIZONTAL RBW:1000.000kHz VBW:3.000kHz SWT:Auto Detector : Peak Project : 790120 Mode : 50</p>



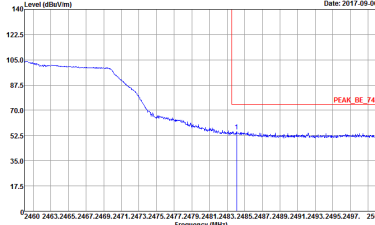
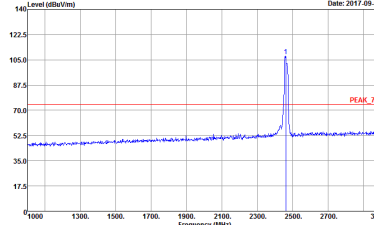
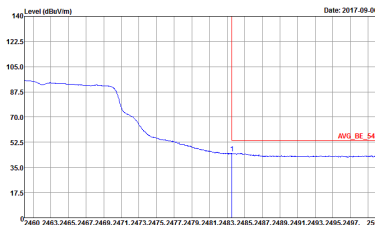
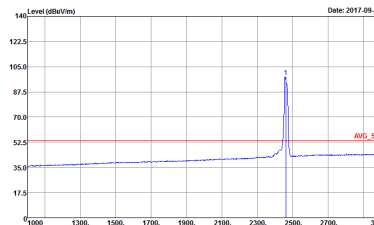
WIFI	2.4GHz 2400~2483.5MHz Band Edge @ 3m	
ANT	802.11g CH10 2457MHz	
1	Vertical	Fundamental
Peak	 <p>Site : 03CH12-HY            Condition : PEAK_BE_74 3m HORN_9120D_1378 VERTICAL            RBW:1000.000kHz VBW:3000.000kHz SWT:Auto            Detector : Peak            Project : 790120            Mode : 50</p>	 <p>Site : 03CH12-HY            Condition : PEAK_74 3m HORN_9120D_1378 VERTICAL            RBW:1000.000kHz VBW:3000.000kHz SWT:Auto            Detector : Peak            Project : 790120            Mode : 50</p>
Avg.	 <p>Site : 03CH12-HY            Condition : AVG_BE_54 3m HORN_9120D_1378 VERTICAL            RBW:1000.000kHz VBW:3.000kHz SWT:Auto            Detector : Peak            Project : 790120            Mode : 50</p>	 <p>Site : 03CH12-HY            Condition : AVG_54 3m HORN_9120D_1378 VERTICAL            RBW:1000.000kHz VBW:3.000kHz SWT:Auto            Detector : Peak            Project : 790120            Mode : 50</p>



WIFI	2.4GHz 2400~2483.5MHz Band Edge @ 3m	
ANT	802.11g CH11 2462MHz	
1	Horizontal	Fundamental
Peak	 <p>Site : 03CH12-HY            Condition : PEAK_BE_74 3m HORN_9120D_1328 HORIZONTAL            Detector : RBW:1000.000kHz VBW:3000.000kHz SWT:Auto            Project : 790120            Mode : S1</p>	 <p>Site : 03CH12-HY            Condition : PEAK_74 3m HORN_9120D_1328 HORIZONTAL            Detector : RBW:1000.000kHz VBW:3000.000kHz SWT:Auto            Project : 790120            Mode : S1</p>
Avg.	 <p>Site : 03CH12-HY            Condition : AVG_BE_54 3m HORN_9120D_1328 HORIZONTAL            Detector : RBW:1000.000kHz VBW:3.000kHz SWT:Auto            Project : 790120            Mode : S1</p>	 <p>Site : 03CH12-HY            Condition : AVG_54 3m HORN_9120D_1328 HORIZONTAL            Detector : RBW:1000.000kHz VBW:3.000kHz SWT:Auto            Project : 790120            Mode : S1</p>





WIFI	2.4GHz 2400~2483.5MHz Band Edge @ 3m	
ANT	802.11g CH11 2462MHz	
1	Vertical	Fundamental
Peak	 <p>Level (dBuV/m) vs Frequency (MHz) plot showing a peak at 2462 MHz. The y-axis ranges from 17.5 to 140 dBuV/m, and the x-axis ranges from 2400 to 2500 MHz. A red line indicates the peak level at approximately 74 dBuV/m.</p> <p>Site: 03CH12-HY            Condition: PEAK_BE_74 3m HORN_9120D_1338 VERTICAL            Detector: RBW:1000.000kHz VBW:3000.000kHz SWT:Auto            Project: 790120            Mode: S1</p>	 <p>Level (dBuV/m) vs Frequency (MHz) plot showing a peak at 2462 MHz. The y-axis ranges from 17.5 to 140 dBuV/m, and the x-axis ranges from 1000 to 3000 MHz. A red line indicates the peak level at approximately 74 dBuV/m.</p> <p>Site: 03CH12-HY            Condition: PEAK_74 3m HORN_9120D_1338 VERTICAL            Detector: RBW:1000.000kHz VBW:3000.000kHz SWT:Auto            Project: 790120            Mode: S1</p>
Avg.	 <p>Level (dBuV/m) vs Frequency (MHz) plot showing the average level. The y-axis ranges from 17.5 to 140 dBuV/m, and the x-axis ranges from 2400 to 2500 MHz. A red line indicates the average level at approximately 54 dBuV/m.</p> <p>Site: 03CH12-HY            Condition: AVG_BE_54 3m HORN_9120D_1338 VERTICAL            Detector: RBW:1000.000kHz VBW:3.000kHz SWT:Auto            Project: 790120            Mode: S1</p>	 <p>Level (dBuV/m) vs Frequency (MHz) plot showing the average level. The y-axis ranges from 17.5 to 140 dBuV/m, and the x-axis ranges from 1000 to 3000 MHz. A red line indicates the average level at approximately 54 dBuV/m.</p> <p>Site: 03CH12-HY            Condition: AVG_54 3m HORN_9120D_1338 VERTICAL            Detector: RBW:1000.000kHz VBW:3.000kHz SWT:Auto            Project: 790120            Mode: S1</p>

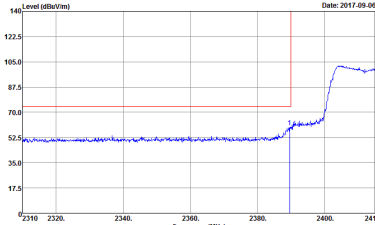
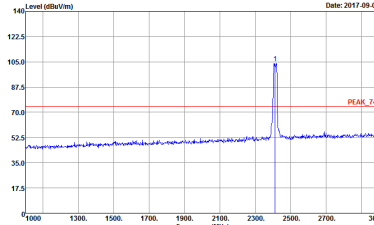
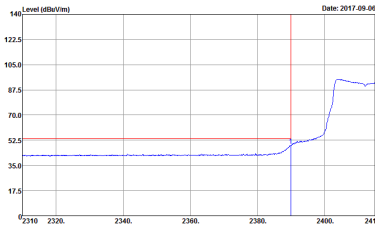
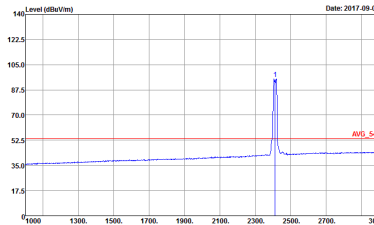


2.4GHz 2400~2483.5MHz

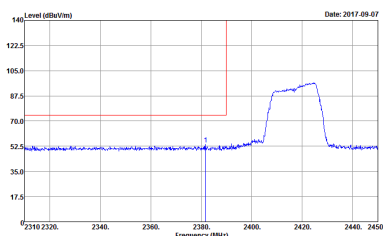
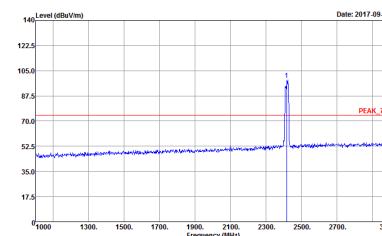
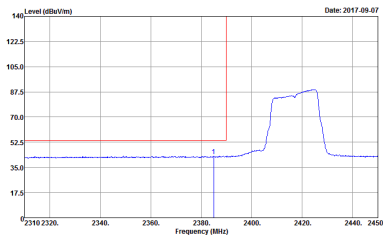
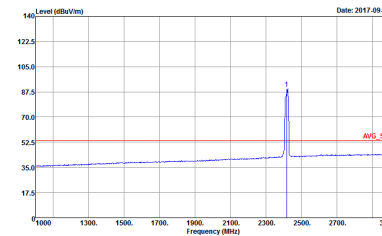
WIFI 802.11n HT20 (Band Edge @ 3m)

WIFI	2.4GHz 2400~2483.5MHz Band Edge @ 3m	
ANT	802.11n HT20 CH01 2412MHz	
1	Horizontal	Fundamental
Peak	<p>Site : 03CH12-HY Condition : PEAK_BE_74 3m HORN_9120D_1328 HORIZONTAL Detector : REW:1000.000kHz YBW:3000.000kHz SWT:Auto Project : Peak Mode : 790120 :53</p>	<p>Site : 03CH12-HY Condition : PEAK_74 3m HORN_9120D_1328 HORIZONTAL Detector : REW:1000.000kHz YBW:3000.000kHz SWT:Auto Project : Peak Mode : 790120 :53</p>
Avg.	<p>Site : 03CH12-HY Condition : AVG_BE_54 3m HORN_9120D_1328 HORIZONTAL Detector : REW:1000.000kHz YBW:3.000kHz SWT:Auto Project : Peak Mode : 790120 :53</p>	<p>Site : 03CH12-HY Condition : AVG_54 3m HORN_9120D_1328 HORIZONTAL Detector : REW:1000.000kHz YBW:3.000kHz SWT:Auto Project : Peak Mode : 790120 :53</p>

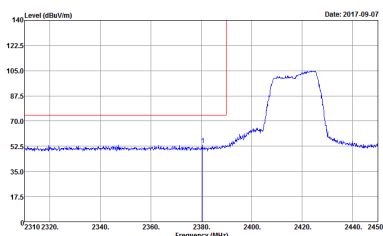
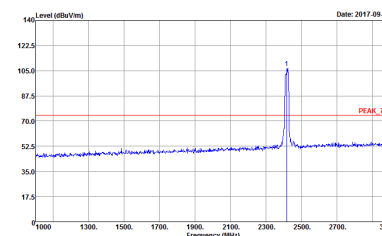
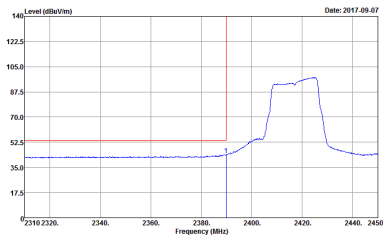
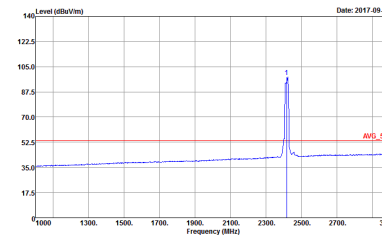


WIFI	2.4GHz 2400~2483.5MHz Band Edge @ 3m	
ANT	802.11n HT20 CH01 2412MHz	
1	Vertical	Fundamental
Peak	 <p>Site : 03CH12-HY            Condition : PEAK_BE_74 3m HORN_9120D_1328 VERTICAL            Detector : RBW:1000.000kHz VBW:3000.000kHz SWT:Auto            Project : 790120            Mode : S3</p>	 <p>Site : 03CH12-HY            Condition : PEAK_74 3m HORN_9120D_1328 VERTICAL            Detector : RBW:1000.000kHz VBW:3000.000kHz SWT:Auto            Project : 790120            Mode : S3</p>
Avg.	 <p>Site : 03CH12-HY            Condition : AVG_BE_54 3m HORN_9120D_1328 VERTICAL            Detector : RBW:1000.000kHz VBW:3.000kHz SWT:Auto            Project : 790120            Mode : S3</p>	 <p>Site : 03CH12-HY            Condition : AVG_54 3m HORN_9120D_1328 VERTICAL            Detector : RBW:1000.000kHz VBW:3.000kHz SWT:Auto            Project : 790120            Mode : S3</p>

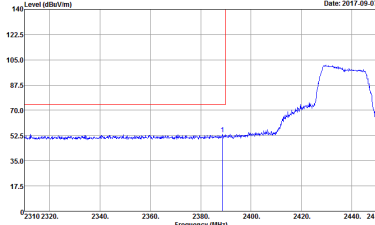
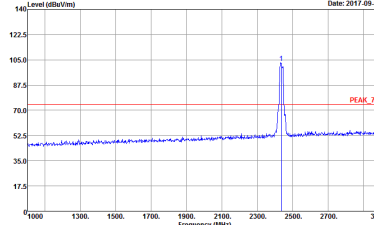
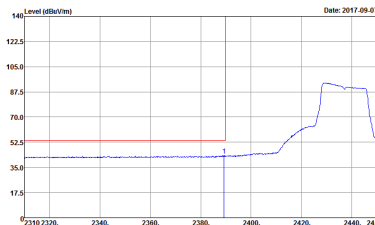
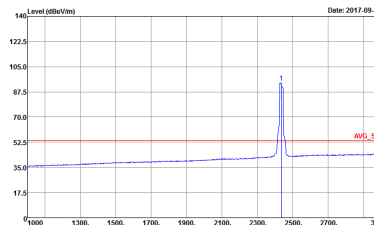


WIFI	2.4GHz 2400~2483.5MHz Band Edge @ 3m	
ANT	802.11n HT20 CH02 2417MHz	
1	Horizontal	Fundamental
Peak	 <p>Site : 03CH12-HY Condition : PEAK_BE_74 3m HORN_9120D_1328 HORIZONTAL RBW:1000.000kHz VBW:3000.000kHz SWT:Auto Detector : Peak Project : 790120 Mode : S4</p>	 <p>Site : 03CH12-HY Condition : PEAK_74 3m HORN_9120D_1328 HORIZONTAL RBW:1000.000kHz VBW:3000.000kHz SWT:Auto Detector : Peak Project : 790120 Mode : S4</p>
Avg.	 <p>Site : 03CH12-HY Condition : AVG_BE_S4 3m HORN_9120D_1328 HORIZONTAL RBW:1000.000kHz VBW:3.000kHz SWT:Auto Detector : Peak Project : 790120 Mode : S4</p>	 <p>Site : 03CH12-HY Condition : AVG_S4 3m HORN_9120D_1328 HORIZONTAL RBW:1000.000kHz VBW:3.000kHz SWT:Auto Detector : Peak Project : 790120 Mode : S4</p>

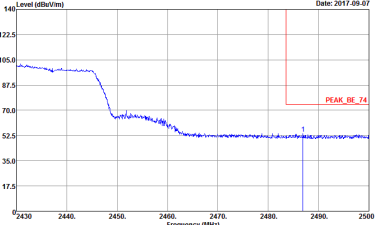
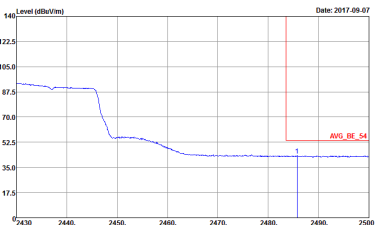


WIFI	2.4GHz 2400~2483.5MHz Band Edge @ 3m	
ANT	802.11n HT20 CH02 2417MHz	
1	Vertical	Fundamental
Peak	 <p>Site : 03CH12-HY            Condition : PEAK_BE_74 3m HORN_9120D_1378 VERTICAL            RBW:1000.000kHz VBW:3000.000kHz SWT:Auto            Detector : Peak            Project : 790120            Mode : S4</p>	 <p>Site : 03CH12-HY            Condition : PEAK_74 3m HORN_9120D_1378 VERTICAL            RBW:1000.000kHz VBW:3000.000kHz SWT:Auto            Detector : Peak            Project : 790120            Mode : S4</p>
Avg.	 <p>Site : 03CH12-HY            Condition : AVG_BE_S4 3m HORN_9120D_1378 VERTICAL            RBW:1000.000kHz VBW:3.000kHz SWT:Auto            Detector : Peak            Project : 790120            Mode : S4</p>	 <p>Site : 03CH12-HY            Condition : AVG_S4 3m HORN_9120D_1378 VERTICAL            RBW:1000.000kHz VBW:3.000kHz SWT:Auto            Detector : Peak            Project : 790120            Mode : S4</p>

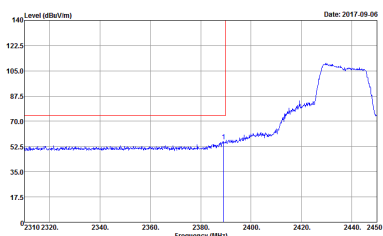
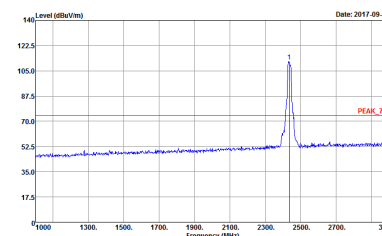
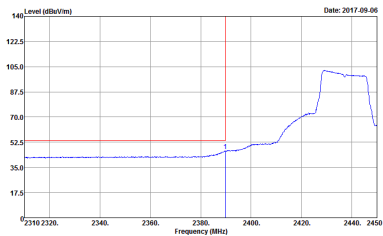
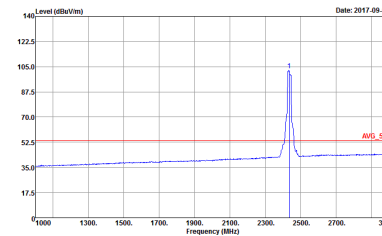


WIFI	2.4GHz 2400~2483.5MHz Band Edge @ 3m	
ANT	802.11n HT20 CH06 2437MHz - L	
1	Horizontal	Fundamental
Peak	 <p>Site : 03CH12-HY            Condition : PEAK_BE_74 3m HORN_9120D_1328 HORIZONTAL            Detector : RBW:1000.000kHz VBW:3000.000kHz SWT:Auto            Project : 790120            Mode : SS</p>	 <p>Site : 03CH12-HY            Condition : PEAK_74 3m HORN_9120D_1328 HORIZONTAL            Detector : RBW:1000.000kHz VBW:3000.000kHz SWT:Auto            Project : 790120            Mode : SS</p>
Avg.	 <p>Site : 03CH12-HY            Condition : AVG_BE_54 3m HORN_9120D_1328 HORIZONTAL            Detector : RBW:1000.000kHz VBW:3.000kHz SWT:Auto            Project : 790120            Mode : SS</p>	 <p>Site : 03CH12-HY            Condition : AVG_54 3m HORN_9120D_1328 HORIZONTAL            Detector : RBW:1000.000kHz VBW:3.000kHz SWT:Auto            Project : 790120            Mode : SS</p>



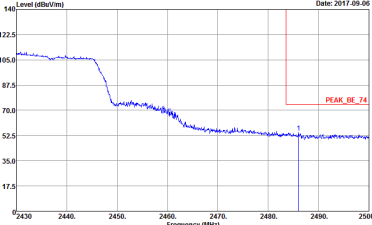
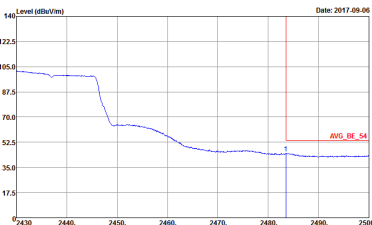
WIFI	2.4GHz 2400~2483.5MHz Band Edge @ 3m	
ANT	802.11n HT20 CH06 2437MHz - R	
1	Horizontal	Fundamental
<p><b>Peak</b></p>	 <p>Site : 03CH12-HY            Condition : PEAK_BE_74 3m HORN_91200_1328 HORIZONTAL            Detector : RBW:1000.000kHz VBW:3000.000kHz SWT:Auto            Project : 790120            Mode : SS</p>	<p>Left blank</p>
<p><b>Avg.</b></p>	 <p>Site : 03CH12-HY            Condition : AVG_BE_54 3m HORN_91200_1328 HORIZONTAL            Detector : RBW:1000.000kHz VBW:3.000kHz SWT:Auto            Project : 790120            Mode : SS</p>	<p>Left blank</p>



WIFI	2.4GHz 2400~2483.5MHz Band Edge @ 3m	
ANT	802.11n HT20 CH06 2437MHz - L	
1	Vertical	Fundamental
Peak	 <p>Site : 03CH12-HY Condition : PEAK_BE_74 3m HORN_9120D_1338 VERTICAL Detector : RBW:1000.000kHz VBW:3000.000kHz SWT:Auto Project : 790120 Mode : SS</p>	 <p>Site : 03CH12-HY Condition : PEAK_74 3m HORN_9120D_1338 VERTICAL Detector : RBW:1000.000kHz VBW:3000.000kHz SWT:Auto Project : 790120 Mode : SS</p>
Avg.	 <p>Site : 03CH12-HY Condition : AVG_BE_54 3m HORN_9120D_1338 VERTICAL Detector : RBW:1000.000kHz VBW:3.000kHz SWT:Auto Project : 790120 Mode : SS</p>	 <p>Site : 03CH12-HY Condition : AVG_54 3m HORN_9120D_1338 VERTICAL Detector : RBW:1000.000kHz VBW:3.000kHz SWT:Auto Project : 790120 Mode : SS</p>





WIFI	2.4GHz 2400~2483.5MHz Band Edge @ 3m	
ANT	802.11n HT20 CH06 2437MHz - R	
1	Vertical	Fundamental
Peak	 <p>Site : 03CH12-HY            Condition : PEAK_BE_74 3m HORN_9120D_1338 VERTICAL            Detector : RBW:1000.000KHz VBW:3000.000KHz SWT:Auto            Project : 790120            Mode : SS</p>	Left Blank
Avg.	 <p>Site : 03CH12-HY            Condition : AVG_BE_54 3m HORN_9120D_1338 VERTICAL            Detector : RBW:1000.000KHz VBW:3.000KHz SWT:Auto            Project : 790120            Mode : SS</p>	Left Blank



WIFI	2.4GHz 2400~2483.5MHz Band Edge @ 3m	
ANT	802.11n HT20 CH10 2457MHz	
1	Horizontal	Fundamental
Peak	<p>Site : 03CH12-HY            Condition : PEAK_BE_74 3m HORN_9120D_1328 HORIZONTAL            RBW:1000.000kHz VBW:3000.000kHz SWT:Auto            Detector : Peak            Project : 790120            Mode : 56</p>	<p>Site : 03CH12-HY            Condition : PEAK_74 3m HORN_9120D_1328 HORIZONTAL            RBW:1000.000kHz VBW:3000.000kHz SWT:Auto            Detector : Peak            Project : 790120            Mode : 56</p>
Avg.	<p>Site : 03CH12-HY            Condition : AVG_BE_54 3m HORN_9120D_1328 HORIZONTAL            RBW:1000.000kHz VBW:3.000kHz SWT:Auto            Detector : Peak            Project : 790120            Mode : 56</p>	<p>Site : 03CH12-HY            Condition : AVG_54 3m HORN_9120D_1328 HORIZONTAL            RBW:1000.000kHz VBW:3.000kHz SWT:Auto            Detector : Peak            Project : 790120            Mode : 56</p>

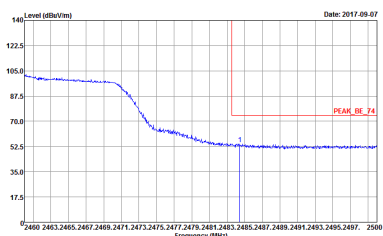
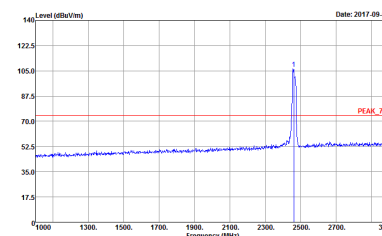
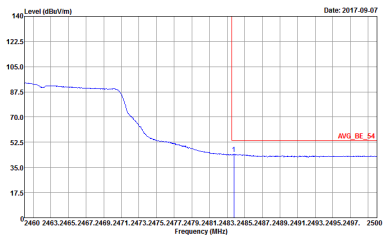
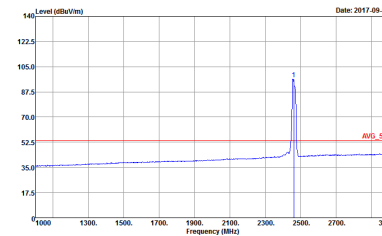


WIFI	2.4GHz 2400~2483.5MHz Band Edge @ 3m	
ANT	802.11n HT20 CH10 2457MHz	
1	Vertical	Fundamental
Peak	<p>Site : 03CH12-HY            Condition : PEAK_BE_74 3m HORN_9120D_1328 VERTICAL            RBW:1000.000kHz VBW:3000.000kHz SWT:Auto            Detector : Peak            Project : 790120            Mode : 56</p>	<p>Site : 03CH12-HY            Condition : PEAK_74 3m HORN_9120D_1328 VERTICAL            RBW:1000.000kHz VBW:3000.000kHz SWT:Auto            Detector : Peak            Project : 790120            Mode : 56</p>
Avg.	<p>Site : 03CH12-HY            Condition : AVG_BE_54 3m HORN_9120D_1328 VERTICAL            RBW:1000.000kHz VBW:3.000kHz SWT:Auto            Detector : Peak            Project : 790120            Mode : 56</p>	<p>Site : 03CH12-HY            Condition : AVG_54 3m HORN_9120D_1328 VERTICAL            RBW:1000.000kHz VBW:3.000kHz SWT:Auto            Detector : Peak            Project : 790120            Mode : 56</p>



WIFI	2.4GHz 2400~2483.5MHz Band Edge @ 3m	
ANT	802.11n HT20 CH11 2462MHz	
1	Horizontal	Fundamental
Peak	<p>Site : 03CH12-HY Condition : PEAK_BE_74 3m HORN_9120D_1328 HORIZONTAL Detector : RBW:1000.000kHz VBW:3000.000kHz SWT:Auto Project : 790120 Mode : 57</p>	<p>Site : 03CH12-HY Condition : PEAK_74 3m HORN_9120D_1328 HORIZONTAL Detector : RBW:1000.000kHz VBW:3000.000kHz SWT:Auto Project : 790120 Mode : 57</p>
Avg.	<p>Site : 03CH12-HY Condition : AVG_BE_54 3m HORN_9120D_1328 HORIZONTAL Detector : RBW:1000.000kHz VBW:3.000kHz SWT:Auto Project : 790120 Mode : 57</p>	<p>Site : 03CH12-HY Condition : AVG_54 3m HORN_9120D_1328 HORIZONTAL Detector : RBW:1000.000kHz VBW:3.000kHz SWT:Auto Project : 790120 Mode : 57</p>

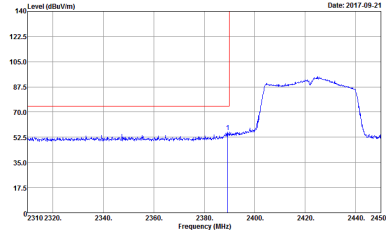
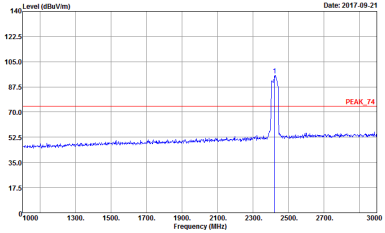
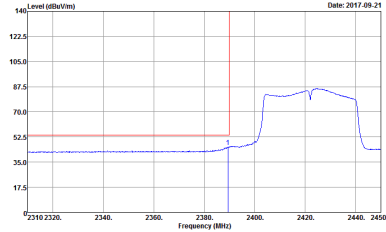
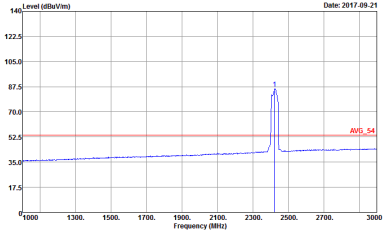


WIFI	2.4GHz 2400~2483.5MHz Band Edge @ 3m	
ANT	802.11n HT20 CH11 2462MHz	
1	Vertical	Fundamental
Peak	 <p>Site : 03CH12-HY Condition : PEAK_BE_74 3m HORN_9120D_1338 VERTICAL Detector : RBW:1000.000kHz VBW:3000.000kHz SWT:Auto Project : 790120 Mode : 57</p>	 <p>Site : 03CH12-HY Condition : PEAK_74 3m HORN_9120D_1338 VERTICAL Detector : RBW:1000.000kHz VBW:3000.000kHz SWT:Auto Project : 790120 Mode : 57</p>
Avg.	 <p>Site : 03CH12-HY Condition : AVG_BE_54 3m HORN_9120D_1338 VERTICAL Detector : RBW:1000.000kHz VBW:3.000kHz SWT:Auto Project : 790120 Mode : 57</p>	 <p>Site : 03CH12-HY Condition : AVG_54 3m HORN_9120D_1338 VERTICAL Detector : RBW:1000.000kHz VBW:3.000kHz SWT:Auto Project : 790120 Mode : 57</p>

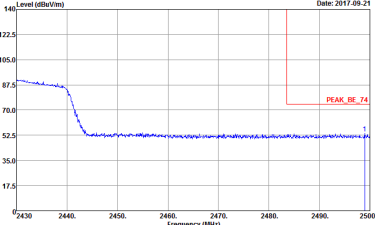
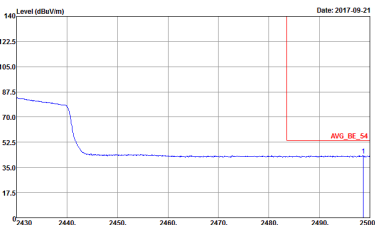


2.4GHz 2400~2483.5MHz

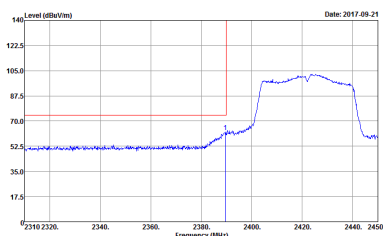
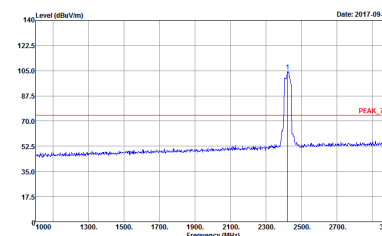
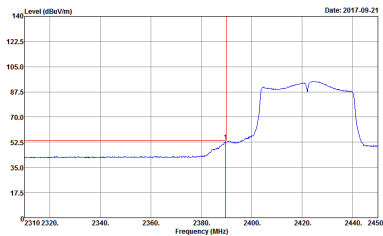
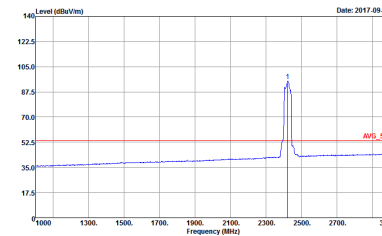
WIFI 802.11n HT40 (Band Edge @ 3m)

WIFI	2.4GHz 2400~2483.5MHz Band Edge @ 3m	
ANT	802.11n HT40 CH03 2422MHz - L	
1	Horizontal	Fundamental
Peak	 <p>Site : 03CH12-HY Condition : PEAK_BE_74 3m HORN_9120D_1328 HORIZONTAL REW:1000.000kHz YBW:3000.000kHz SWT:Auto Detector : Peak Project : 790120 Mode : 59 Setting : 12.5</p>	 <p>Site : 03CH12-HY Condition : PEAK_74 3m HORN_9120D_1328 HORIZONTAL REW:1000.000kHz YBW:3000.000kHz SWT:Auto Detector : Peak Project : 790120 Mode : 59 Setting : 12.5</p>
Avg.	 <p>Site : 03CH12-HY Condition : AVG_BE_54 3m HORN_9120D_1328 HORIZONTAL REW:1000.000kHz YBW:3.000kHz SWT:Auto Detector : Peak Project : 790120 Mode : 59 Setting : 12.5</p>	 <p>Site : 03CH12-HY Condition : AVG_54 3m HORN_9120D_1328 HORIZONTAL REW:1000.000kHz YBW:3.000kHz SWT:Auto Detector : Peak Project : 790120 Mode : 59 Setting : 12.5</p>



WIFI	2.4GHz 2400~2483.5MHz Band Edge @ 3m	
ANT	802.11n HT40 CH03 2422MHz - R	
1	Horizontal	Fundamental
<p><b>Peak</b></p>	 <p>Date: 2017-09-21</p> <pre> Site      : 03CH12-HY Condition : PEAK_BE_74 3m HORN_9120D_1338 HORIZONTAL           : RBW:1000.000kHz VBW:3000.000kHz SWT:Auto Detector  : Peak Project   : 790120 Mode      : S9 Setting   : 12.5           </pre>	<p>Left Blank</p>
<p><b>Avg.</b></p>	 <p>Date: 2017-09-21</p> <pre> Site      : 03CH12-HY Condition : AVG_BE_54 3m HORN_9120D_1338 HORIZONTAL           : RBW:1000.000kHz VBW:3.000kHz SWT:Auto Detector  : Peak Project   : 790120 Mode      : S9 Setting   : 12.5           </pre>	<p>Left Blank</p>



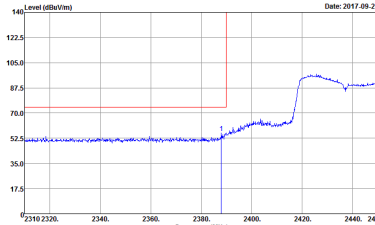
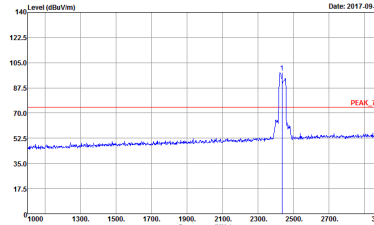
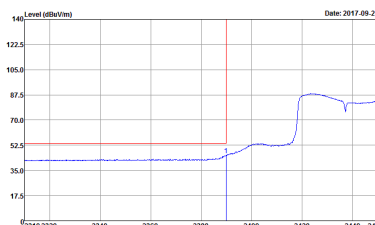
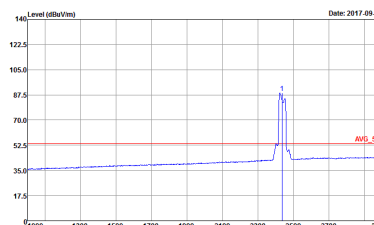
WIFI	2.4GHz 2400~2483.5MHz Band Edge @ 3m	
ANT	802.11n HT40 CH03 2422MHz - L	
1	Vertical	Fundamental
Peak	 <p>Site : 03CH12-HY            Condition : PEAK_BE_74 3m HORN_9120D_1328 VERTICAL            RBW:1000.000kHz VBW:3000.000kHz SWT:Auto            Detector : Peak            Project : 790120            Mode : S9            Setting : 12.5</p>	 <p>Site : 03CH12-HY            Condition : PEAK_74 3m HORN_9120D_1328 VERTICAL            RBW:1000.000kHz VBW:3000.000kHz SWT:Auto            Detector : Peak            Project : 790120            Mode : S9            Setting : 12.5</p>
Avg.	 <p>Site : 03CH12-HY            Condition : AVG_BE_54 3m HORN_9120D_1328 VERTICAL            RBW:1000.000kHz VBW:3.000kHz SWT:Auto            Detector : Peak            Project : 790120            Mode : S9            Setting : 12.5</p>	 <p>Site : 03CH12-HY            Condition : AVG_54 3m HORN_9120D_1328 VERTICAL            RBW:1000.000kHz VBW:3.000kHz SWT:Auto            Detector : Peak            Project : 790120            Mode : S9            Setting : 12.5</p>



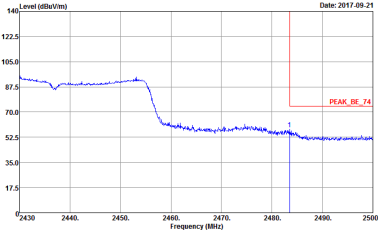
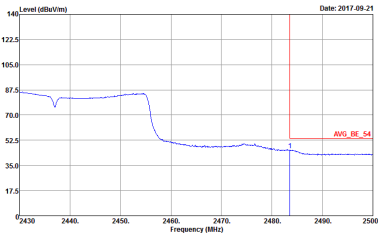


WIFI	2.4GHz 2400~2483.5MHz Band Edge @ 3m	
ANT	802.11n HT40 CH03 2422MHz - R	
1	Vertical	Fundamental
Peak	<p>Site : 03CH12-HY            Condition : PEAK_BE_74 3m HORN_9120D_1328 VERTICAL            : RBW:1000.000KHz VBW:3000.000KHz SWT:Auto            Detector : Peak            Project : 790120            Mode : S9            Setting : 12.5</p>	Left blank
Avg.	<p>Site : 03CH12-HY            Condition : AVG_BE_54 3m HORN_9120D_1328 VERTICAL            : RBW:1000.000KHz VBW:3.000KHz SWT:Auto            Detector : Peak            Project : 790120            Mode : S9            Setting : 12.5</p>	Left blank

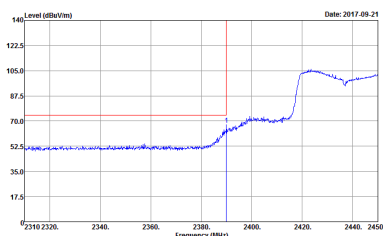
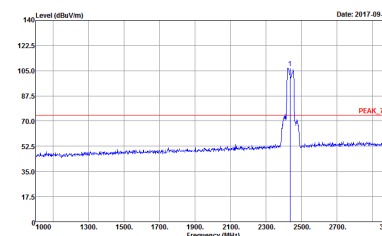
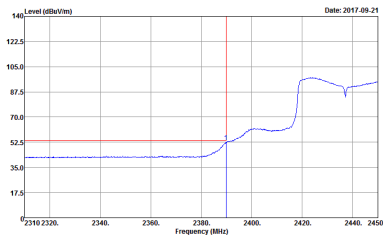
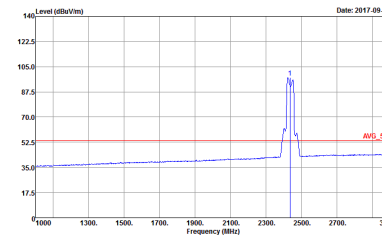


WIFI	2.4GHz 2400~2483.5MHz Band Edge @ 3m	
ANT	802.11n HT40 CH06 2437MHz - L	
1	Horizontal	Fundamental
Peak	 <p>Date: 2017-09-21</p> <p>Site : 03CH12-HY            Condition : PEAK_BE_74 3m HORN_9120D_1328 HORIZONTAL            RBW:1000.000kHz VBW:3000.000kHz SWT:Auto            Detector : Peak            Project : 790120            Mode : 60            Setting : 16</p>	 <p>Date: 2017-09-21</p> <p>Site : 03CH12-HY            Condition : PEAK_74 3m HORN_9120D_1328 HORIZONTAL            RBW:1000.000kHz VBW:3000.000kHz SWT:Auto            Detector : Peak            Project : 790120            Mode : 60            Setting : 16</p>
Avg.	 <p>Date: 2017-09-21</p> <p>Site : 03CH12-HY            Condition : AVG_BE_54 3m HORN_9120D_1328 HORIZONTAL            RBW:1000.000kHz VBW:3.000kHz SWT:Auto            Detector : Peak            Project : 790120            Mode : 60            Setting : 16</p>	 <p>Date: 2017-09-21</p> <p>Site : 03CH12-HY            Condition : AVG_54 3m HORN_9120D_1328 HORIZONTAL            RBW:1000.000kHz VBW:3.000kHz SWT:Auto            Detector : Peak            Project : 790120            Mode : 60            Setting : 16</p>



WIFI	2.4GHz 2400~2483.5MHz Band Edge @ 3m	
ANT	802.11n HT40 CH06 2437MHz - R	
1	Horizontal	Fundamental
<p><b>Peak</b></p>	 <p>Site : 03CH12-HY            Condition : PEAK_BE_74 3m HORN_9120D_1338 HORIZONTAL            : RBW:1000.000kHz VBW:3000.000kHz SWT:Auto            Detector : Peak            Project : 790120            Mode : 60            Setting : 16</p>	<p>Left blank</p>
<p><b>Avg.</b></p>	 <p>Site : 03CH12-HY            Condition : AVG_BE_54 3m HORN_9120D_1338 HORIZONTAL            : RBW:1000.000kHz VBW:3.000kHz SWT:Auto            Detector : Peak            Project : 790120            Mode : 60            Setting : 16</p>	<p>Left blank</p>

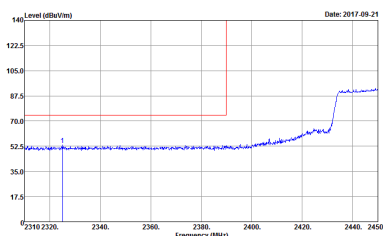
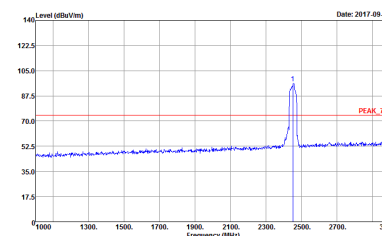
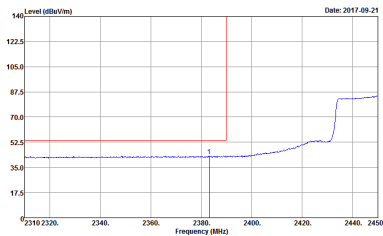
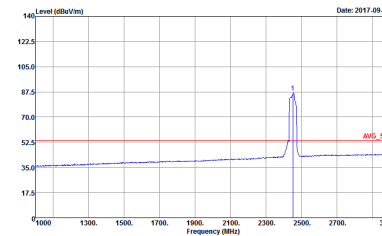


WIFI	2.4GHz 2400~2483.5MHz Band Edge @ 3m	
ANT	802.11n HT40 CH06 2437MHz - L	
1	Vertical	Fundamental
Peak	 <p>Site : 03CH12-HY            Condition : PEAK_BE_74 3m HORN_9120D_1328 VERTICAL            RBW:1000.000kHz VBW:3000.000kHz SWT:Auto            Detector : Peak            Project : 790120            Mode : 60            Setting : 16</p>	 <p>Site : 03CH12-HY            Condition : PEAK_74 3m HORN_9120D_1328 VERTICAL            RBW:1000.000kHz VBW:3000.000kHz SWT:Auto            Detector : Peak            Project : 790120            Mode : 60            Setting : 16</p>
Avg.	 <p>Site : 03CH12-HY            Condition : AVG_BE_54 3m HORN_9120D_1328 VERTICAL            RBW:1000.000kHz VBW:3.000kHz SWT:Auto            Detector : Peak            Project : 790120            Mode : 60            Setting : 16</p>	 <p>Site : 03CH12-HY            Condition : AVG_54 3m HORN_9120D_1328 VERTICAL            RBW:1000.000kHz VBW:3.000kHz SWT:Auto            Detector : Peak            Project : 790120            Mode : 60            Setting : 16</p>

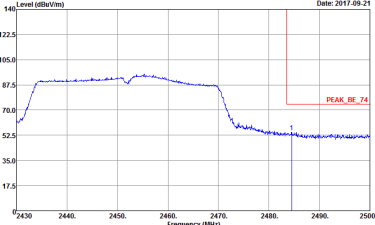
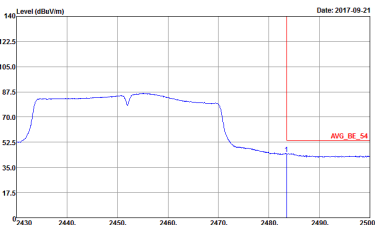


WIFI	2.4GHz 2400~2483.5MHz Band Edge @ 3m	
ANT	802.11n HT40 CH06 2437MHz - R	
1	Vertical	Fundamental
Peak	<p>Site : 03CH12-HY            Condition : PEAK_BE_74 3m HORN_9120D_1328 VERTICAL            : RBW:1000.000kHz VBW:3000.000kHz SWT:Auto            Detector : Peak            Project : 790120            Mode : 60            Setting : 16</p>	Left blank
Avg.	<p>Site : 03CH12-HY            Condition : AVG_BE_54 3m HORN_9120D_1328 VERTICAL            : RBW:1000.000kHz VBW:3000.000kHz SWT:Auto            Detector : Peak            Project : 790120            Mode : 60            Setting : 16</p>	Left blank



WIFI	2.4GHz 2400~2483.5MHz Band Edge @ 3m	
ANT	802.11n HT40 CH09 2452MHz - L	
1	Horizontal	Fundamental
Peak	 <p>Site : 03CH12-HY Condition : PEAK_BE_74 3m HORN_9120D_1328 HORIZONTAL RBW:1000.000kHz VBW:3000.000kHz SWT:Auto Detector : Peak Project : 790120 Mode : 61 Setting : 14</p>	 <p>Site : 03CH12-HY Condition : PEAK_74 3m HORN_9120D_1328 HORIZONTAL RBW:1000.000kHz VBW:3000.000kHz SWT:Auto Detector : Peak Project : 790120 Mode : 61 Setting : 14</p>
Avg.	 <p>Site : 03CH12-HY Condition : AVG_BE_54 3m HORN_9120D_1328 HORIZONTAL RBW:1000.000kHz VBW:3.000kHz SWT:Auto Detector : Peak Project : 790120 Mode : 61 Setting : 14</p>	 <p>Site : 03CH12-HY Condition : AVG_54 3m HORN_9120D_1328 HORIZONTAL RBW:1000.000kHz VBW:3.000kHz SWT:Auto Detector : Peak Project : 790120 Mode : 61 Setting : 14</p>



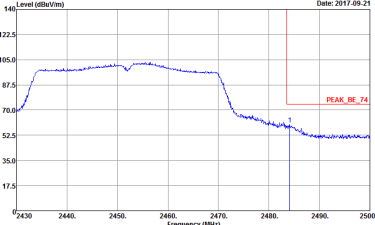
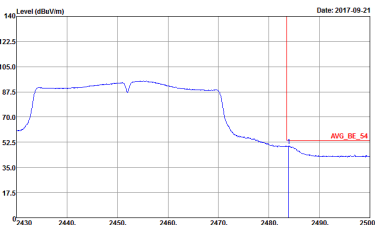
WIFI	2.4GHz 2400~2483.5MHz Band Edge @ 3m	
ANT	802.11n HT40 CH09 2452MHz - R	
1	Horizontal	Fundamental
<p><b>Peak</b></p>	 <p>Site : 03CH12-HY            Condition : PEAK_BE_74 3m HORN_9120D_1328 HORIZONTAL            : RBW:1000.000kHz VBW:3000.000kHz SWT:Auto            Detector : Peak            Project : 790120            Mode : 61            Setting : 14</p>	<p>Left blank</p>
<p><b>Avg.</b></p>	 <p>Site : 03CH12-HY            Condition : AVG_BE_54 3m HORN_9120D_1328 HORIZONTAL            : RBW:1000.000kHz VBW:3.000kHz SWT:Auto            Detector : Peak            Project : 790120            Mode : 61            Setting : 14</p>	<p>Left blank</p>



WIFI	2.4GHz 2400~2483.5MHz Band Edge @ 3m	
ANT	802.11n HT40 CH09 2452MHz - L	
1	Vertical	Fundamental
Peak	<p>Site : 03CH12-HY            Condition : PEAK_BE_74 3m HORN_9120D_1328 VERTICAL            RBW:1000.000kHz VBW:3000.000kHz SWT:Auto            Detector : Peak            Project : 790120            Mode : 61            Setting : 14</p>	<p>Site : 03CH12-HY            Condition : PEAK_74 3m HORN_9120D_1328 VERTICAL            RBW:1000.000kHz VBW:3000.000kHz SWT:Auto            Detector : Peak            Project : 790120            Mode : 61            Setting : 14</p>
Avg.	<p>Site : 03CH12-HY            Condition : AVG_BE_54 3m HORN_9120D_1328 VERTICAL            RBW:1000.000kHz VBW:3.000kHz SWT:Auto            Detector : Peak            Project : 790120            Mode : 61            Setting : 14</p>	<p>Site : 03CH12-HY            Condition : AVG_54 3m HORN_9120D_1328 VERTICAL            RBW:1000.000kHz VBW:3.000kHz SWT:Auto            Detector : Peak            Project : 790120            Mode : 61            Setting : 14</p>





WIFI	2.4GHz 2400~2483.5MHz Band Edge @ 3m	
ANT	802.11n HT40 CH09 2452MHz - R	
1	Vertical	Fundamental
<p><b>Peak</b></p>	 <p>Site : 03CH12-HY            Condition : PEAK_BE_74 3m HORN_9120D_1328 VERTICAL            : RBW:1000.000kHz VBW:3000.000kHz SWT:Auto            Detector : Peak            Project : 790120            Mode : 61            Setting : 14</p>	<p>Left blank</p>
<p><b>Avg.</b></p>	 <p>Site : 03CH12-HY            Condition : AVG_BE_54 3m HORN_9120D_1328 VERTICAL            : RBW:1000.000kHz VBW:3000.000kHz SWT:Auto            Detector : Peak            Project : 790120            Mode : 61            Setting : 14</p>	<p>Left blank</p>



**2.4GHz 2400~2483.5MHz**  
**WIFI 802.11b (Harmonic @ 3m)**

WIFI	2.4GHz 2400~2483.5MHz Harmonic @ 3m	
ANT	802.11b CH01 2412MHz	
1	Horizontal	Vertical
Peak Avg.	<p>Site : 03CH12-HY            Condition : PEAK_74 3m HORN_9120D_1328 HORIZONTAL            Detector : Peak            Project : 790120            Mode : 41</p>	<p>Site : 03CH12-HY            Condition : PEAK_74 3m HORN_9120D_1328 VERTICAL            Detector : Peak            Project : 790120            Mode : 41</p>

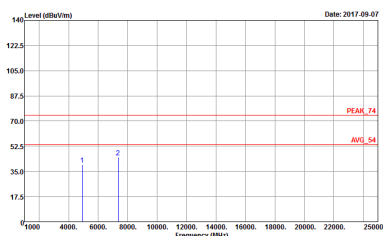
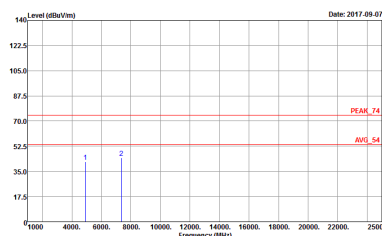


WIFI	2.4GHz 2400~2483.5MHz Harmonic @ 3m	
ANT	802.11b CH02 2417MHz	
1	Horizontal	Vertical
<b>Peak</b> <b>Avg.</b>	<p>Site : 03CH12-HY Condition : PEAK_74 3m HORN_9120D_1328 HORIZONTAL Detector : Peak Project : 790120 Mode : 42</p>	<p>Site : 03CH12-HY Condition : PEAK_74 3m HORN_9120D_1328 VERTICAL Detector : Peak Project : 790120 Mode : 42</p>



<b>WIFI</b>	<b>2.4GHz 2400~2483.5MHz Harmonic @ 3m</b>	
<b>ANT</b>	<b>802.11b CH06 2437MHz</b>	
<b>1</b>	<b>Horizontal</b>	<b>Vertical</b>
<b>Peak</b> <b>Avg.</b>	<p>Site: -03CH12-HY Condition: :PEAK_74 3m HORN_9120D_1328 HORIZONTAL Detector: : Peak Project: : 750120 Mode: : 43</p>	<p>Site: -03CH12-HY Condition: :PEAK_74 3m HORN_9120D_1328 VERTICAL Detector: : Peak Project: : 750120 Mode: : 43</p>



WIFI	2.4GHz 2400~2483.5MHz Harmonic @ 3m	
ANT	802.11b CH10 2457MHz	
1	Horizontal	Vertical
<p><b>Peak</b></p> <p><b>Avg.</b></p>	 <p>Site : 03CH12-HY          Condition : PEAK_74 3m HORN_9120D_1328 HORIZONTAL          Detector : Peak          Project : 790120          Mode : 44</p>	 <p>Site : 03CH12-HY          Condition : PEAK_74 3m HORN_9120D_1328 VERTICAL          Detector : Peak          Project : 790120          Mode : 44</p>



<b>WIFI</b>	<b>2.4GHz 2400~2483.5MHz Harmonic @ 3m</b>	
<b>ANT</b>	<b>802.11b CH11 2462MHz</b>	
<b>1</b>	<b>Horizontal</b>	<b>Vertical</b>
<b>Peak Avg.</b>	<p>Site : -03CH12-HY Condition : PEAK_74 3m HORN_9120D_1328 HORIZONTAL Detector : Peak Project : 790120 Mode : 45</p>	<p>Site : -03CH12-HY Condition : PEAK_74 3m HORN_9120D_1328 VERTICAL Detector : Peak Project : 790120 Mode : 45</p>



**2.4GHz 2400~2483.5MHz**  
**WIFI 802.11g (Harmonic @ 3m)**

WIFI	2.4GHz 2400~2483.5MHz Harmonic @ 3m	
ANT	802.11g CH01 2412MHz	
1	Horizontal	Vertical
Peak Avg.	<p>Site : 03CH12-HY            Condition : PEAK_74 3m HORN_9120D_1328 HORIZONTAL            Detector : Peak            Project : 790120            Mode : 47</p>	<p>Site : 03CH12-HY            Condition : PEAK_74 3m HORN_9120D_1328 VERTICAL            Detector : Peak            Project : 790120            Mode : 47</p>



<b>WIFI</b>	<b>2.4GHz 2400~2483.5MHz Harmonic @ 3m</b>	
<b>ANT</b>	<b>802.11g CH02 2417MHz</b>	
<b>1</b>	<b>Horizontal</b>	<b>Vertical</b>
<b>Peak</b> <b>Avg.</b>	<p>Site : 03CH12-HY Condition : PEAK_74 3m HORN_9120D_1328 HORIZONTAL Detector : Peak Project : 790120 Mode : 40</p>	<p>Site : 03CH12-HY Condition : PEAK_74 3m HORN_9120D_1328 VERTICAL Detector : Peak Project : 790120 Mode : 40</p>



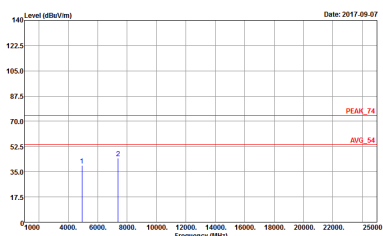
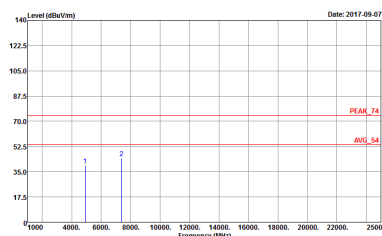


WIFI	2.4GHz 2400~2483.5MHz Harmonic @ 3m	
ANT	802.11g CH06 2437MHz	
1	Horizontal	Vertical
Peak Avg.	<p>Site : 03CH12-HY Condition : PEAK_74 3m HORN_9120D_1328 HORIZONTAL Detector : Peak Project : 750120 Mode : 49</p>	<p>Site : 03CH12-HY Condition : PEAK_74 3m HORN_9120D_1328 VERTICAL Detector : Peak Project : 750120 Mode : 49</p>



<b>WIFI</b>	<b>2.4GHz 2400~2483.5MHz Harmonic @ 3m</b>	
<b>ANT</b>	<b>802.11g CH10 2457MHz</b>	
<b>1</b>	<b>Horizontal</b>	<b>Vertical</b>
<b>Peak</b> <b>Avg.</b>	<p>Site : 03CH12-HY Condition : PEAK_74 3m HORN_9120D_1328 HORIZONTAL Detector : Peak Project : 790120 Mode : 50</p>	<p>Site : 03CH12-HY Condition : PEAK_74 3m HORN_9120D_1328 VERTICAL Detector : Peak Project : 790120 Mode : 50</p>



WIFI	2.4GHz 2400~2483.5MHz Harmonic @ 3m	
ANT	802.11g CH11 2462MHz	
1	Horizontal	Vertical
<p><b>Peak</b></p> <p><b>Avg.</b></p>	 <p>Site Condition : -03CH12-HY          Detector : -PEAK_74 3m HORN_9120D_1328 HORIZONTAL          Project : -Peak          Mode : -790120          : -51</p>	 <p>Site Condition : -03CH12-HY          Detector : -PEAK_74 3m HORN_9120D_1328 VERTICAL          Project : -Peak          Mode : -790120          : -51</p>



2.4GHz 2400~2483.5MHz
WIFI 802.11n HT20 (Harmonic @ 3m)

Table with 2 columns: Horizontal and Vertical. Each column contains a graph of Level (dBuV/m) vs Frequency (MHz) and associated metadata like Site, Condition, Detector, Project, and Mode.

Peak
Avg.

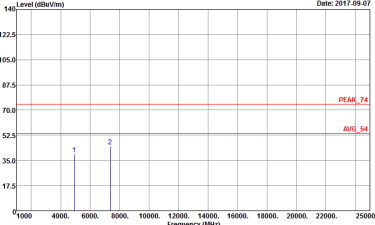
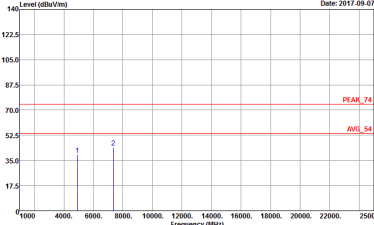


WIFI	2.4GHz 2400~2483.5MHz Harmonic @ 3m	
ANT	802.11n HT20 CH02 2417MHz	
1	Horizontal	Vertical
Peak Avg.	<p>Site : 03CH12-HY Condition : PEAK_74 3m HORN_9120D_1328 HORIZONTAL Detector : Peak Project : 790120 Mode : 54</p>	<p>Site : 03CH12-HY Condition : PEAK_74 3m HORN_9120D_1328 VERTICAL Detector : Peak Project : 790120 Mode : 54</p>

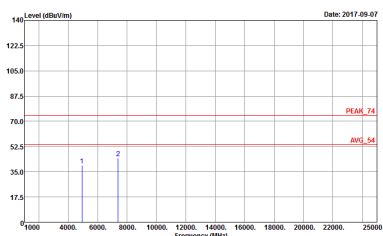
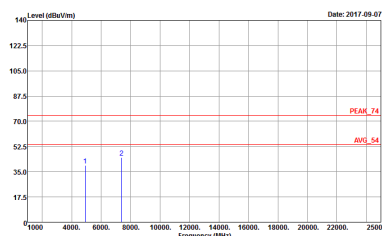


WIFI	2.4GHz 2400~2483.5MHz Harmonic @ 3m	
ANT	802.11n HT20 CH06 2437MHz	
1	Horizontal	Vertical
Peak Avg.	<p>Site : 03CH12-HY Condition : PEAK_74 3m HORN_9120D_1328 HORIZONTAL Detector : Peak Project : 790120 Mode : 5S</p>	<p>Site : 03CH12-HY Condition : PEAK_74 3m HORN_9120D_1328 VERTICAL Detector : Peak Project : 790120 Mode : 5S</p>



<b>WIFI</b>	<b>2.4GHz 2400~2483.5MHz Harmonic @ 3m</b>	
<b>ANT</b>	<b>802.11n HT20 CH10 2457MHz</b>	
<b>1</b>	<b>Horizontal</b>	<b>Vertical</b>
<p><b>Peak</b></p> <p><b>Avg.</b></p>	 <p>Site : 03CH12-HY          Condition : PEAK_74 3m HORN_9120D_1328 HORIZONTAL          Detector : Peak          Project : 790120          Mode : 56</p>	 <p>Site : 03CH12-HY          Condition : PEAK_74 3m HORN_9120D_1328 VERTICAL          Detector : Peak          Project : 790120          Mode : 56</p>



<b>WIFI</b>	<b>2.4GHz 2400~2483.5MHz Harmonic @ 3m</b>	
<b>ANT</b>	<b>802.11n HT20 CH11 2462MHz</b>	
<b>1</b>	<b>Horizontal</b>	<b>Vertical</b>
<p><b>Peak</b></p> <p><b>Avg.</b></p>	 <p>Site Condition : 03CH12-HY          Detector : PEAK_74 3m HORN_9120D_1328 HORIZONTAL          Project : Peak : 759120          Mode : 57</p>	 <p>Site Condition : 03CH12-HY          Detector : PEAK_74 3m HORN_9120D_1328 VERTICAL          Project : Peak : 759120          Mode : 57</p>

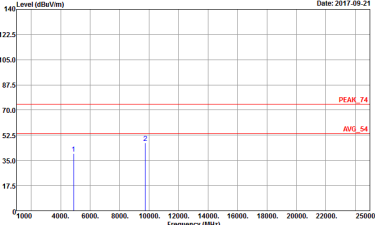
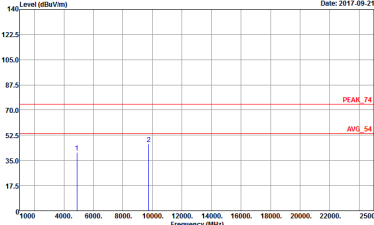




2.4GHz 2400~2483.5MHz  
 WIFI 802.11n HT40 (Harmonic @ 3m)

WIFI	2.4GHz 2400~2483.5MHz Harmonic @ 3m	
ANT	802.11n HT40 CH03 2422MHz	
1	Horizontal	Vertical
<b>Peak</b>  <b>Avg.</b>	<p>Site : 03CH12-HT          Condition : PEAK_74 3m HORN_9120D_1328 HORIZONTAL          Detector : Peak          Project : 790120          Mode : 59</p>	<p>Site : 03CH12-HT          Condition : PEAK_74 3m HORN_9120D_1328 VERTICAL          Detector : Peak          Project : 790120          Mode : 59</p>



WIFI	2.4GHz 2400~2483.5MHz Harmonic @ 3m	
ANT	802.11n HT40 CH06 2437MHz	
1	Horizontal	Vertical
<p><b>Peak</b></p> <p><b>Avg.</b></p>	 <p>Site : 03CH12-HY          Condition : PEAK_74 3m HORN_9120D_1328 HORIZONTAL          Detector : Peak          Project : 790120          Mode : 60</p>	 <p>Site : 03CH12-HY          Condition : PEAK_74 3m HORN_9120D_1328 VERTICAL          Detector : Peak          Project : 790120          Mode : 60</p>



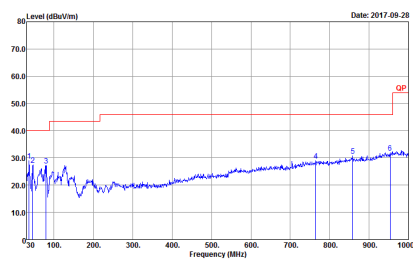
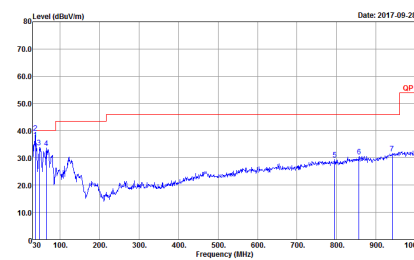
<b>WIFI</b>	<b>2.4GHz 2400~2483.5MHz Harmonic @ 3m</b>	
<b>ANT</b>	<b>802.11n HT40 CH09 2452MHz</b>	
<b>1</b>	<b>Horizontal</b>	<b>Vertical</b>
<b>Peak</b> <b>Avg.</b>	<p>Site : 03CH12-HY Condition : PEAK_74 3m HORN_9120D_1328 HORIZONTAL Detector : Peak Project : 790120 Mode : 61</p>	<p>Site : 03CH12-HY Condition : PEAK_74 3m HORN_9120D_1328 VERTICAL Detector : Peak Project : 790120 Mode : 61</p>



2.4GHz 2400~2483.5MHz

Emission below 1GHz

2.4GHz WIFI 802.11n HT40 (LF)

WIFI	2.4GHz 2400~2483.5MHz	
ANT	802.11n HT40 LF	
1	Horizontal	Vertical
<p>QP / Peak</p>	 <p>Site : 03CH12-HY Condition : QP 3m BIL06_6111D_37059 HORIZONTAL Detector : Peak Project : 790120 Mode : 81</p>	 <p>Site : 03CH12-HY Condition : QP 3m BIL06_6111D_37059 VERTICAL Detector : Peak Project : 790120 Mode : 81</p>



## Appendix C. Radiated Spurious Emission Plots

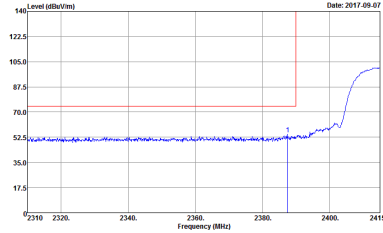
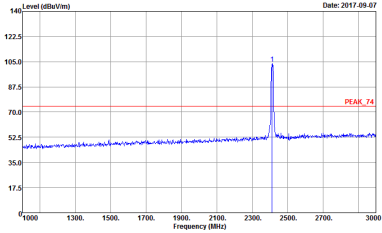
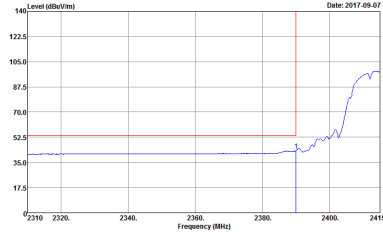
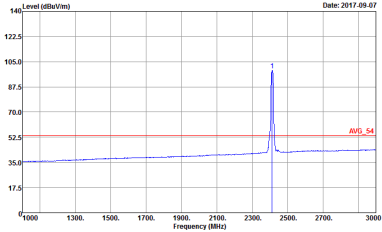
Test Engineer :	Peter Liao, Nick Yu, Ray Chen	Temperature :	23~25°C
		Relative Humidity :	59~63%

### Note symbol

-L	Low channel location
-R	High channel location



2.4GHz 2400~2483.5MHz  
WIFI 802.11b (Band Edge @ 3m)

WIFI	2.4GHz 2400~2483.5MHz Band Edge @ 3m	
ANT	802.11b CH01 2412MHz	
2	Horizontal	Fundamental
Peak	 <p>Date: 2017-09-07</p> <p>Site : 03CH12-HY Condition : PEAK_BE_74 3m HORN_9120D_1328 HORIZONTAL Detector : REW:1000.000KHz YBW:3000.000KHz SWT:Auto Project : Peak Mode : 790120 -46</p>	 <p>Date: 2017-09-07</p> <p>Site : 03CH12-HY Condition : PEAK_74 3m HORN_9120D_1328 HORIZONTAL Detector : REW:1000.000KHz YBW:3000.000KHz SWT:Auto Project : Peak Mode : 790120 -46</p>
Avg.	 <p>Date: 2017-09-07</p> <p>Site : 03CH12-HY Condition : AVG_BE_54 3m HORN_9120D_1328 HORIZONTAL Detector : REW:1000.000KHz YBW:0.010KHz SWT:Auto Project : Peak Mode : 790120 -46</p>	 <p>Date: 2017-09-07</p> <p>Site : 03CH12-HY Condition : AVG_54 3m HORN_9120D_1328 HORIZONTAL Detector : REW:1000.000KHz YBW:0.010KHz SWT:Auto Project : Peak Mode : 790120 -46</p>