



FCC RF Test Report

APPLICANT : Zebra Technologies Corporation
EQUIPMENT : Mobile Computer
BRAND NAME : Zebra
MODEL NAME : MC330M
FCC ID : UZ7MC330M
STANDARD : FCC Part 15 Subpart E §15.407
CLASSIFICATION : (NII) Unlicensed National Information Infrastructure

This is a variant report which is only valid together with the original test report. The product was received on Sep. 02, 2017 and testing was completed on Oct. 16, 2017. We, SPORTON INTERNATIONAL INC., would like to declare that the tested sample has been evaluated in accordance with the test procedures and has been in compliance with the applicable technical standards.

The test results in this report apply exclusively to the tested model / sample. Without written approval of SPORTON INTERNATIONAL INC., the test report shall not be reproduced except in full.

Reviewed by: Joseph Lin / Supervisor

Approved by: Jones Tsai / Manager



SPORTON INTERNATIONAL INC.

No. 52, Hwa Ya 1st Rd., Hwa Ya Technology Park, Kwei-Shan District, Tao Yuan City, Taiwan, R.O.C.

SPORTON INTERNATIONAL INC.

TEL : 886-3-327-3456

FAX : 886-3-328-4978

FCC ID : UZ7MC330M

Page Number : 1 of 45

Report Issued Date : Nov. 08, 2017

Report Version : Rev. 02

Report Template No.: BU5-FR15EWLAC MA Version 2.0



TABLE OF CONTENTS

REVISION HISTORY..... 3

SUMMARY OF TEST RESULT 4

1 GENERAL DESCRIPTION 5

 1.1 Applicant 5

 1.2 Manufacturer 5

 1.3 Product Feature of Equipment Under Test..... 5

 1.4 Product Specification of Equipment Under Test..... 7

 1.5 Modification of EUT 9

 1.6 Testing Location 10

 1.7 Applicable Standards..... 10

2 TEST CONFIGURATION OF EQUIPMENT UNDER TEST 11

 2.1 Carrier Frequency and Channel 11

 2.2 Test Mode 13

 2.3 Connection Diagram of Test System 25

 2.4 EUT Operation Test Setup 25

3 TEST RESULT 26

 3.1 Maximum Conducted Output Power Measurement 26

 3.2 Unwanted Emissions Measurement 35

 3.3 Automatically Discontinue Transmission 41

 3.4 Antenna Requirements 42

4 LIST OF MEASURING EQUIPMENT 44

5 UNCERTAINTY OF EVALUATION 45

APPENDIX A. RADIATED SPURIOUS EMISSION

APPENDIX B. RADIATED SPURIOUS EMISSION PLOTS

APPENDIX C. DUTY CYCLE PLOTS

APPENDIX D. SETUP PHOTOGRAPHS



SUMMARY OF TEST RESULT

Report Section	FCC Rule	Description	Limit	Result	Remark
-	2.1049 15.403(i)	26dB & 99% Bandwidth	-	Not Required	-
3.1	15.407(a)	Maximum Conducted Output Power	≤ 24 dBm (depend on band)	Pass	-
-	15.407(a)	Power Spectral Density	≤ 11 dBm (depend on band)	Not Required	-
3.2	15.407(b)	Unwanted Emissions	≤ -17, -27 dBm (depend on band) & 15.209(a)	Pass	Under limit 1.08 dB at 5459.680 MHz
-	15.207	AC Conducted Emission	15.207(a)	Not Required	-
-	15.407(g)	Frequency Stability	Within Operation Band	Not Required	-
3.3	15.407(c)	Automatically Discontinue Transmission	Discontinue Transmission	Pass	-
3.4	15.203 & 15.407(a)	Antenna Requirement	N/A	Pass	-

Remark :

- Not required means after assessing, test items are not necessary to carry out.
- The original model (FCC ID: UZ7MC330K) and the variant model (FCC ID: UZ7MC330M) have identical PCB layout, antenna, SW implementation for Bluetooth/Wi-Fi. Based on their similarity, the test reports of FCC Part 15C & 15E (equipment class: DTS, DSS, NII) for the original model represent compliance for the variant model, and are referenced into the FCC filing of the variant model.
In this test report, performed conducted power measurement and BT/WLAN radiated spurious emission that based on the worst-case condition from the original model (FCC ID: UZ7MC330K) which can be referred to Sporton Report Number FR790120E.



1 General Description

1.1 Applicant

Zebra Technologies Corporation
1 Zebra Plaza, Holtsville, NY 11742

1.2 Manufacturer

Zebra Technologies Corporation
1 Zebra Plaza, Holtsville, NY 11742

1.3 Product Feature of Equipment Under Test

Product Feature	
Equipment	Mobile Computer
Brand Name	Zebra
Model Name	MC330M
FCC ID	UZ7MC330M
EUT supports Radios application	WLAN 11a/b/g/n HT20/HT40 WLAN 11ac VHT20/VHT40/VHT80 Bluetooth BR/EDR/LE
HW Version	EV1b
SW Version	Android Version 7.1.2
FW Version	W10: Aug 4 2017 12:57:11 version 7.35.205.8 (r) FWID 01-895bc792
Fusion Version	Fusion_BA_2.10.0.0.007_N-0809201717-N
MFD	30AUG17
EUT Stage	Engineering Sample

Remark:The above EUT's information was declared by manufacturer. Please refer to the specifications or user's manual for more detailed description.



<SKU List>

Standard					
SKU	Type-scanner	camera	Audio Jack	NFC	Speaker
1	GUN-SE4850	X	X	X	X
2	GUN-SE4750	X	X	X	X
3	GUN-SE965	X	X	X	X
4	Brick-SE4850	X	X	X	X
5	Brick-SE4750	X	X	X	X
6	Brick-SE965	X	X	X	X
7	Rotate	X	X	X	X

Specification of Accessories				
Sentry 1X Battery	Brand Name	Zebra	Part Number	BT-000338-01
Sentry 2X Battery	Brand Name	Zebra	Part Number	BT-000337-01
MC32 1X Battery	Brand Name	Symbol	Part Number	82-000011-01
MC32 2X Battery	Brand Name	Symbol	Part Number	82-000012-02
Wall wart power supply(18W)	Brand Name	Zebra	Part Number	PWR-WUA5V12W0US
Charge Cable for Wall wart power supply	Brand Name	Zebra	Part Number	PWRS-14000-249R
HS2100 Earphone	Brand Name	Symbol	Part Number	HS2100-OTH
Quick Disconnect cable for HS2100 Headset	Brand Name	Symbol	Part Number	CBL-HS2100-QDC1-01
RCH51 Earphone	Brand Name	Symbol	Part Number	RCH51
Cable for RCH51 earphone	Brand Name	Symbol	Part Number	25-124411-02R
U cable	Brand Name	Symbol	Part Number	CBL-MC33-USBCHG-01
Gun Holster MC3000	Brand Name	Symbol	Model Name	SG-MC3021212-01R
Holster MC30XX	Brand Name	Symbol	Model Name	11-69293-01R



1.4 Product Specification of Equipment Under Test

Standards-related Product Specification	
Tx/Rx Frequency Range	5180 MHz ~ 5240 MHz 5260 MHz ~ 5320 MHz 5500 MHz ~ 5720 MHz
Maximum Output Power to Antenna <CDD Modes>	<p><5180 MHz ~ 5240 MHz></p> <p><Ant. 1> 802.11a : 17.37 dBm / 0.0546 W 802.11n HT20 : 17.22 dBm / 0.0527 W 802.11n HT40 : 16.00 dBm / 0.0398 W 802.11ac VHT20: 17.26 dBm / 0.0532 W 802.11ac VHT40: 16.10 dBm / 0.0407 W 802.11ac VHT80: 8.37 dBm / 0.0069 W</p> <p><Ant. 2> 802.11a : 17.14 dBm / 0.0518 W 802.11n HT20 : 17.04 dBm / 0.0506 W 802.11n HT40 : 16.09 dBm / 0.0406 W 802.11ac VHT20: 17.19 dBm / 0.0524 W 802.11ac VHT40: 16.11 dBm / 0.0408 W 802.11ac VHT80: 8.07 dBm / 0.0064 W</p> <p>MIMO <Ant. 1 + 2> 802.11a : 18.40 dBm / 0.0692 W 802.11n HT20 : 18.90 dBm / 0.0776 W 802.11n HT40 : 17.05 dBm / 0.0507 W 802.11ac VHT20: 18.94 dBm / 0.0783 W 802.11ac VHT40: 17.07 dBm / 0.0509 W 802.11ac VHT80: 9.07 dBm / 0.0081 W</p> <p><5260 MHz ~ 5320 MHz></p> <p><Ant. 1> 802.11a : 17.46 dBm / 0.0557 W 802.11n HT20 : 17.26 dBm / 0.0532 W 802.11n HT40 : 16.51 dBm / 0.0448 W 802.11ac VHT20: 17.28 dBm / 0.0535 W 802.11ac VHT40: 16.52 dBm / 0.0449 W 802.11ac VHT80: 11.02 dBm / 0.0126 W</p> <p><Ant. 2> 802.11a : 17.44 dBm / 0.0555 W 802.11n HT20 : 17.14 dBm / 0.0518 W 802.11n HT40 : 16.51 dBm / 0.0448 W 802.11ac VHT20: 17.28 dBm / 0.0535 W 802.11ac VHT40: 16.56 dBm / 0.0453 W 802.11ac VHT80: 11.32 dBm / 0.0136 W</p> <p>MIMO <Ant. 1 + 2> 802.11a : 17.74 dBm / 0.0594 W 802.11n HT20 : 17.72 dBm / 0.0592 W 802.11n HT40 : 17.50 dBm / 0.0562 W 802.11ac VHT20: 17.77 dBm / 0.0598 W 802.11ac VHT40: 17.52 dBm / 0.0565 W 802.11ac VHT80: 10.11 dBm / 0.0103 W</p>



Standards-related Product Specification	
<p>Maximum Output Power to Antenna <CDD Modes></p>	<p><5500 MHz ~ 5720 MHz> <Ant. 1> 802.11a : 17.23 dBm / 0.0528 W 802.11n HT20 : 17.18 dBm / 0.0522 W 802.11n HT40 : 16.57 dBm / 0.0454 W 802.11ac VHT20: 17.20 dBm / 0.0525 W 802.11ac VHT40: 16.58 dBm / 0.0455 W 802.11ac VHT80: 16.69 dBm / 0.0467 W <Ant. 2> 802.11a : 17.18 dBm / 0.0522 W 802.11n HT20 : 17.07 dBm / 0.0509 W 802.11n HT40 : 16.68 dBm / 0.0466 W 802.11ac VHT20: 17.14 dBm / 0.0518 W 802.11ac VHT40: 16.77 dBm / 0.0475 W 802.11ac VHT80: 16.71 dBm / 0.0469 W MIMO <Ant. 1 + 2> 802.11a : 19.34 dBm / 0.0859 W 802.11n HT20 : 19.23 dBm / 0.0838 W 802.11n HT40 : 19.51 dBm / 0.0893 W 802.11ac VHT20: 19.28 dBm / 0.0847 W 802.11ac VHT40: 19.62 dBm / 0.0916 W 802.11ac VHT80: 18.70 dBm / 0.0741 W</p>
<p>Maximum Output Power to Antenna <TXBF Modes></p>	<p><5180 MHz ~ 5240 MHz> MIMO <Ant. 1 + 2> 802.11n HT20 : 20.41 dBm / 0.1099 W 802.11n HT40 : 18.06 dBm / 0.0640 W 802.11ac VHT20: 20.46 dBm / 0.1112 W 802.11ac VHT40: 18.11 dBm / 0.0647 W 802.11ac VHT80: 10.57 dBm / 0.0114 W <5260 MHz ~ 5320 MHz> MIMO <Ant. 1 + 2> 802.11n HT20 : 19.62 dBm / 0.0916 W 802.11n HT40 : 19.72 dBm / 0.0938 W 802.11ac VHT20: 19.67 dBm / 0.0927 W 802.11ac VHT40: 19.77 dBm / 0.0948 W 802.11ac VHT80: 12.01 dBm / 0.0159 W <5500 MHz ~ 5720 MHz> MIMO <Ant. 1 + 2> 802.11n HT20 : 19.52 dBm / 0.0895 W 802.11n HT40 : 20.22 dBm / 0.1052 W 802.11ac VHT20: 19.55 dBm / 0.0902 W 802.11ac VHT40: 20.32 dBm / 0.1076 W 802.11ac VHT80: 18.90 dBm / 0.0776 W</p>



Standards-related Product Specification														
Antenna Type / Gain	<p><5180 MHz ~ 5240 MHz> Ant. 1 : PIFA Antenna with gain 5.16 dBi Ant. 2 : PIFA Antenna with gain 5.01 dBi</p> <p><5260 MHz ~ 5320 MHz> Ant. 1 : PIFA Antenna with gain 5.23 dBi Ant. 2 : PIFA Antenna with gain 5.01 dBi</p> <p><5500 MHz ~ 5720 MHz > Ant. 1 : PIFA Antenna with gain 5.36 dBi Ant. 2 : PIFA Antenna with gain 5.33 dBi</p>													
Type of Modulation	802.11a/n : OFDM (BPSK / QPSK / 16QAM / 64QAM) 802.11ac : OFDM (BPSK / QPSK / 16QAM / 64QAM / 256QAM)													
Antenna Function Description	<table border="1"> <thead> <tr> <th></th> <th>Ant. 1</th> <th>Ant. 2</th> </tr> </thead> <tbody> <tr> <td>802.11 a/n/ac</td> <td>V</td> <td>V</td> </tr> <tr> <td>802.11 a/n/ac MIMO</td> <td>V</td> <td>V</td> </tr> <tr> <td>802.11 n/ac TXBF</td> <td>V</td> <td>V</td> </tr> </tbody> </table>			Ant. 1	Ant. 2	802.11 a/n/ac	V	V	802.11 a/n/ac MIMO	V	V	802.11 n/ac TXBF	V	V
	Ant. 1	Ant. 2												
802.11 a/n/ac	V	V												
802.11 a/n/ac MIMO	V	V												
802.11 n/ac TXBF	V	V												

Note: MIMO Ant. 1+2 is a calculated result from sum of the power MIMO Ant. 1 and MIMO Ant. 2.

1.5 Modification of EUT

No modifications are made to the EUT during all test items.



1.6 Testing Location

Sporton Lab is accredited to ISO 17025 by Taiwan Accreditation Foundation (TAF code : 1190) and the FCC designation No. TW1190 under the FCC 2.948(e) by Mutual Recognition Agreement (MRA) in FCC Test.

Test Site	SPORTON INTERNATIONAL INC.	
Test Site Location	No. 52, Hwa Ya 1 st Rd., Hwa Ya Technology Park, Kwei-Shan District, Tao Yuan City, Taiwan, R.O.C. TEL: +886-3-327-3456 FAX: +886-3-328-4978	
Test Site No.	Sporton Site No.	
	TH05-HY	03CH07-HY

Note: The test site complies with ANSI C63.4 2014 requirement.

1.7 Applicable Standards

According to the specifications of the manufacturer, the EUT must comply with the requirements of the following standards:

- ♦ FCC Part 15 Subpart E
- ♦ FCC KDB 789033 D02 General UNII Test Procedures New Rules v01r04.
- ♦ FCC KDB 662911 D01 Multiple Transmitter Output v02r01.
- ♦ ANSI C63.10-2013

Remark:

1. All test items were verified and recorded according to the standards and without any deviation during the test.
2. This EUT has also been tested and complied with the requirements of FCC Part 15, Subpart B, recorded in a separate test report.



2 Test Configuration of Equipment Under Test

- a. The EUT has been associated with peripherals and configuration operated in a manner tended to maximize its emission characteristics in a typical application. Frequency range investigated:, radiation emission (9 kHz to the 10th harmonic of the highest fundamental frequency or to 40 GHz, whichever is lower). For radiated measurement, pre-scanned in three orthogonal panels, X, Y, Z. The worst cases (Z plane) were recorded in this report.

2.1 Carrier Frequency and Channel

Frequency Band	Channel	Freq. (MHz)	Channel	Freq. (MHz)
5150-5250 MHz Band 1 (U-NII-1)	36	5180	44	5220
	38*	5190	46*	5230
	40	5200	48	5240
	42#	5210		

Frequency Band	Channel	Freq. (MHz)	Channel	Freq. (MHz)
5250-5350 MHz Band 2 (U-NII-2A)	52	5260	60	5300
	54*	5270	62*	5310
	56	5280	64	5320
	58#	5290		

Frequency Band	Channel	Freq. (MHz)	Channel	Freq. (MHz)
5470-5725 MHz Band 3 (U-NII-2C)	100	5500	112	5560
	102*	5510	116	5580
	104	5520	132	5660
	106#	5530	134*	5670
	108	5540	136	5680
	110*	5550	140	5700



Frequency Band	Channel	Freq. (MHz)	Channel	Freq. (MHz)
TDWR Channel	118*	5590	124	5620
	120	5600	126*	5630
	122 [#]	5610	128	5640

Frequency Band	Channel	Freq. (MHz)	Channel	Freq. (MHz)
Straddle Channel	138 [#]	5690	144	5720
	142*	5710		

Note:

1. The above Frequency and Channel in "*" were 802.11n HT40 and 802.11ac VHT40.
2. The above Frequency and Channel in "[#]" were 802.11ac VHT80.



2.2 Test Mode

Final test mode of conducted test items and radiated spurious emissions are considering the modulation and worse data rates as below table.

Single Antenna

Modulation	Data Rate
802.11a	6 Mbps
802.11n HT20	MCS0
802.11n HT40	MCS0
802.11ac VHT20	MCS0
802.11ac VHT40	MCS0
802.11ac VHT80	MCS0

MIMO Antenna

Modulation	Data Rate
802.11a	6 Mbps
802.11n HT20	MCS0
802.11n HT40	MCS0
802.11ac VHT20	MCS0
802.11ac VHT40	MCS0
802.11ac VHT80	MCS0

TXBF Antenna

Modulation	Data Rate
802.11n HT20	MCS0
802.11n HT40	MCS0
802.11ac VHT20	MCS0
802.11ac VHT40	MCS0
802.11ac VHT80	MCS0



<CDD Mode>

<Ant. 1>

802.11a mode		
Power vs. Channel		
Channel	Frequency (MHz)	Data Rate (bps)
		6M
Duty Cycle (%)		96.03
CH 36	5180	15.03
CH 44	5220	17.37
CH 48	5240	17.20
CH 52	5260	17.46
CH 60	5300	17.40
CH 64	5320	14.63
CH 100	5500	17.17
CH 116	5580	17.23
CH 140	5700	15.70
CH 144	5720	17.21

802.11n HT20 mode		
Power vs. Channel		
Channel	Frequency (MHz)	MCS Index
		MCS0
Duty Cycle (%)		95.83
CH 36	5180	14.40
CH 44	5220	17.02
CH 48	5240	17.22
CH 52	5260	17.26
CH 60	5300	17.24
CH 64	5320	15.02
CH 100	5500	16.08
CH 116	5580	17.02
CH 140	5700	14.55
CH 144	5720	17.18



802.11n HT40 mode		
Power vs. Channel		
Channel	Frequency (MHz)	MCS Index
		MCS0
Duty Cycle (%)		91.58
CH 38	5190	9.01
CH 46	5230	16.00
CH 54	5270	16.51
CH 62	5310	11.25
CH 102	5510	10.69
CH 110	5550	16.09
CH 134	5670	16.05
CH 142	5710	16.57

802.11n VHT20 mode		
Power vs. Channel		
Channel	Frequency (MHz)	MCS Index
		MCS0
Duty Cycle (%)		95.87
CH 36	5180	14.46
CH 44	5220	17.08
CH 48	5240	17.26
CH 52	5260	17.28
CH 60	5300	17.25
CH 64	5320	15.07
CH 100	5500	16.29
CH 116	5580	17.18
CH 140	5700	14.59
CH144	5720	17.20



802.11n VHT40 mode		
Power vs. Channel		
Channel	Frequency (MHz)	MCS Index
		MCS0
Duty Cycle (%)		91.84
CH 38	5190	9.06
CH 46	5230	16.10
CH 54	5270	16.52
CH 62	5310	11.26
CH 102	5510	10.71
CH 110	5550	16.10
CH 134	5670	16.23
CH 142	5710	16.58

802.11n VHT80 mode		
Power vs. Channel		
Channel	Frequency (MHz)	MCS Index
		MCS0
Duty Cycle (%)		85.32
CH 042	5210	8.37
CH 058	5290	11.02
CH 106	5530	7.61
CH 122	5610	13.89
CH 138	5690	16.69



<Ant. 2>

802.11a mode		
Power vs. Channel		
Channel	Frequency (MHz)	Data Rate (bps)
		6M
Duty Cycle (%)		95.28
CH 36	5180	15.41
CH 44	5220	17.14
CH 48	5240	17.09
CH 52	5260	17.44
CH 60	5300	17.21
CH 64	5320	14.51
CH 100	5500	17.01
CH 116	5580	17.16
CH 140	5700	15.69
CH 144	5720	17.18

802.11n HT20 mode		
Power vs. Channel		
Channel	Frequency (MHz)	MCS Index
		MCS0
Duty Cycle (%)		95.83
CH 36	5180	14.45
CH 44	5220	17.04
CH 48	5240	17.01
CH 52	5260	17.14
CH 60	5300	17.01
CH 64	5320	15.00
CH 100	5500	16.24
CH 116	5580	17.07
CH 140	5700	14.51
CH 144	5720	17.01



802.11n HT40 mode		
Power vs. Channel		
Channel	Frequency (MHz)	MCS Index
		MCS0
Duty Cycle (%)		91.58
CH 38	5190	9.39
CH 46	5230	16.09
CH 54	5270	16.51
CH 62	5310	11.12
CH 102	5510	10.94
CH 110	5550	16.00
CH 134	5670	16.02
CH 142	5710	16.68

802.11n VHT20 mode		
Power vs. Channel		
Channel	Frequency (MHz)	MCS Index
		MCS0
Duty Cycle (%)		95.08
CH 36	5180	14.47
CH 44	5220	17.19
CH 48	5240	17.05
CH 52	5260	17.28
CH 60	5300	17.12
CH 64	5320	15.03
CH 100	5500	16.34
CH 116	5580	17.14
CH 140	5700	14.55
CH 144	5720	17.04



802.11n VHT40 mode		
Power vs. Channel		
Channel	Frequency (MHz)	MCS Index
		MCS0
Duty Cycle (%)		91.75
CH 38	5190	9.48
CH 46	5230	16.11
CH 54	5270	16.56
CH 62	5310	11.13
CH 102	5510	10.95
CH 110	5550	16.04
CH 134	5670	16.08
CH 142	5710	16.77

802.11n VHT80 mode		
Power vs. Channel		
Channel	Frequency (MHz)	MCS Index
		MCS0
Duty Cycle (%)		86.11
CH 042	5210	8.07
CH 058	5290	11.32
CH 106	5530	7.95
CH 122	5610	13.66
CH 138	5690	16.71



MIMO<Ant. 1 + 2>

802.11a mode		
Power vs. Channel		
Channel	Frequency (MHz)	Data Rate (bps)
		6M
CH 36	5180	16.63
CH 44	5220	18.34
CH 48	5240	18.40
CH 52	5260	17.72
CH 60	5300	17.74
CH 64	5320	16.00
CH 100	5500	17.20
CH 116	5580	19.11
CH 140	5700	16.22
CH 144	5720	19.34

802.11n HT20 mode		
Power vs. Channel		
Channel	Frequency (MHz)	MCS Index
		MCS0
CH 36	5180	16.52
CH 44	5220	18.90
CH 48	5240	18.89
CH 52	5260	17.72
CH 60	5300	17.51
CH 64	5320	16.26
CH 100	5500	16.67
CH 116	5580	19.07
CH 140	5700	16.11
CH 144	5720	19.23



802.11n HT40 mode		
Power vs. Channel		
Channel	Frequency (MHz)	MCS Index
		MCS0
CH 38	5190	9.54
CH 46	5230	17.05
CH 54	5270	17.50
CH 62	5310	11.01
CH 102	5510	12.50
CH 110	5550	17.66
CH 134	5670	17.51
CH 142	5710	19.51

802.11n VHT20 mode		
Power vs. Channel		
Channel	Frequency (MHz)	MCS Index
		MCS0
CH 36	5180	16.51
CH 44	5220	18.92
CH 48	5240	18.94
CH 52	5260	17.74
CH 60	5300	17.77
CH 64	5320	16.27
CH 100	5500	16.71
CH 116	5580	19.09
CH 140	5700	16.19
CH 144	5720	19.28



802.11n VHT40 mode		
Power vs. Channel		
Channel	Frequency (MHz)	MCS Index
		MCS0
CH 38	5190	9.64
CH 46	5230	17.07
CH 54	5270	17.52
CH 62	5310	11.04
CH 102	5510	12.55
CH 110	5550	17.69
CH 134	5670	17.52
CH 142	5710	19.62

802.11n VHT80 mode		
Power vs. Channel		
Channel	Frequency (MHz)	MCS Index
		MCS0
CH 042	5210	9.07
CH 058	5290	10.11
CH 106	5530	9.04
CH 122	5610	15.98
CH 138	5690	18.70



<TXBF Mode>

MIMO<Ant. 1 + 2>

802.11n HT20 mode		
Power vs. Channel		
Channel	Frequency (MHz)	MCS Index
		MCS0
CH 36	5180	17.50
CH 44	5220	19.01
CH 48	5240	20.41
CH 52	5260	19.62
CH 60	5300	19.56
CH 64	5320	18.16
CH 100	5500	19.04
CH 116	5580	18.67
CH 140	5700	17.54
CH 144	5720	19.52

802.11n HT40 mode		
Power vs. Channel		
Channel	Frequency (MHz)	MCS Index
		MCS0
CH 38	5190	11.03
CH 46	5230	18.06
CH 54	5270	19.72
CH 62	5310	14.22
CH 102	5510	14.04
CH 110	5550	20.01
CH 134	5670	20.05
CH 142	5710	20.22



802.11n VHT20 mode		
Power vs. Channel		
Channel	Frequency (MHz)	MCS Index
		MCS0
CH 36	5180	17.54
CH 44	5220	19.12
CH 48	5240	20.46
CH 52	5260	19.67
CH 60	5300	19.61
CH 64	5320	18.06
CH 100	5500	19.08
CH 116	5580	18.57
CH 140	5700	17.56
CH 144	5720	19.55

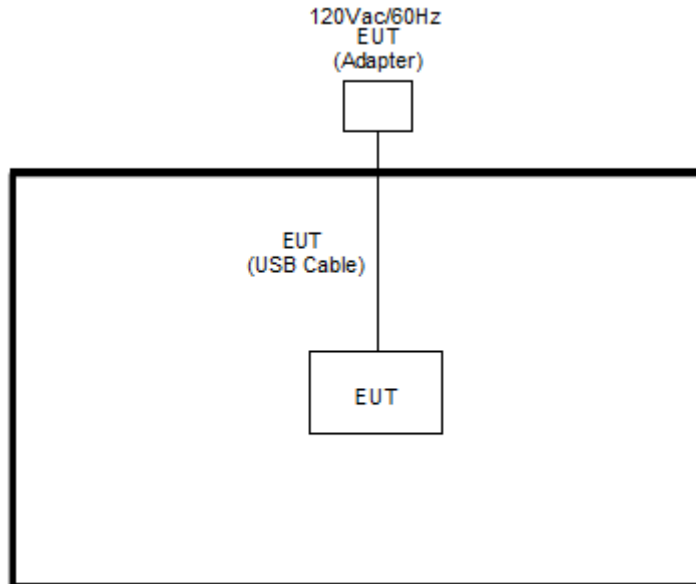
802.11n VHT40 mode		
Power vs. Channel		
Channel	Frequency (MHz)	MCS Index
		MCS0
CH 38	5190	11.07
CH 46	5230	18.11
CH 54	5270	19.77
CH 62	5310	14.40
CH 102	5510	14.14
CH 110	5550	20.11
CH 134	5670	20.17
CH 142	5710	20.32

802.11n VHT80 mode		
Power vs. Channel		
Channel	Frequency (MHz)	MCS Index
		MCS0
CH 042	5210	10.57
CH 058	5290	12.01
CH 106	5530	11.11
CH 122	5610	18.90
CH 138	5690	18.81

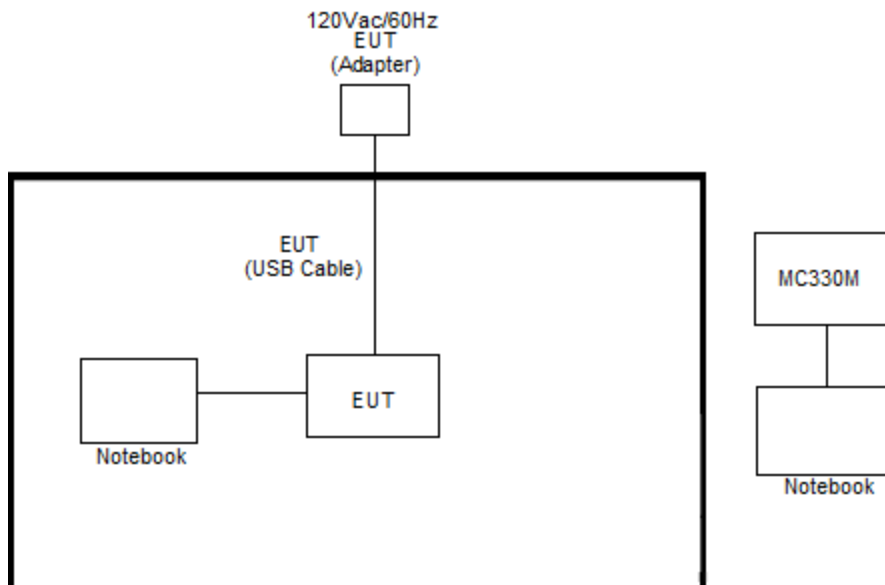
Remark: For radiated test cases, the test was performed with SKU 7, Keypad (38), MC32 1X Battery, USB Link with Adapter, PWR-WUA5V12W0US(LV6).

2.3 Connection Diagram of Test System

<CDD Mode>



<TXBF Mode>



2.4 EUT Operation Test Setup

The RF test items, programmed RF utility, “ADB” installed in the notebook make the EUT provide functions like channel selection and power level for continuous transmitting signals.



3 Test Result

3.1 Maximum Conducted Output Power Measurement

3.1.1 Limit of Maximum Conducted Output Power

<FCC 14-30 CFR 15.407>

For mobile and portable client devices in the 5.15–5.25 GHz band, the maximum conducted output power over the frequency band of operation shall not exceed 250 mW.

For the 5.25–5.725 GHz bands, the maximum conducted output power over the frequency bands of operation shall not exceed the lesser of 250 mW or 11 dBm 10 log B, where B is the 26 dB emission bandwidth in megahertz.

If transmitting antennas of directional gain greater than 6 dBi are used, the peak output power shall be reduced by the amount in dB that the directional gain of the antenna exceeds 6 dBi.

Note that U-NII-2 band, devices with a maximum e.i.r.p. greater than 500 mW shall implement TPC in order to have the capability to operate at least 6 dB below the maximum permitted e.i.r.p. of 1 W.

For Straddle Channel, According to KDB 789033 v01r04. If the power and PSD of the devices are uniform and comply with the lower limits specified for the U-NII-2 bands, a single measurement over the entire emission bandwidth can be performed to show compliance.

3.1.2 Measuring Instruments

The measuring equipment is listed in the section 4 of this test report.

3.1.3 Test Procedures

CDD modes

The testing follows Method PM of FCC KDB 789033 D02 General UNII Test Procedures New Rules v01r04 for CDD modes.

Method PM (Measurement using an RF average power meter):

1. Measurement is performed using a wideband RF power meter.
2. The EUT is configured to transmit continuously with a consistent duty cycle at its maximum power control level.
3. Measure the average power of the transmitter, and the average power is corrected with duty factor, $10 \log(1/x)$, where x is the duty cycle.

TXBF modes

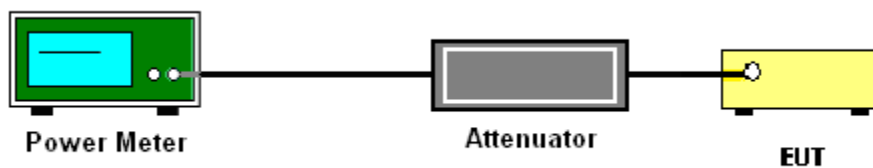
The testing follows Method PM-G of FCC KDB 789033 D02 General UNII Test Procedures New Rules v01r04 for TXBF modes.

Method PM-G (Measurement using a gated RF average power meter):

1. Measurement is performed using a wideband RF power meter.
2. The EUT is configured to transmit at its maximum power control level.
3. Measure the average power of the transmitter
4. Since the measurement is made only during the ON time of the transmitter, no duty cycle correction factor is required.

3.1.4 Test Setup

For normal channel:





3.1.5 Test Result of Maximum Conducted Output Power

<CDD Mode>

FCC Band I														
Mod.	Data Rate	NTX	CH.	Freq. (MHz)	Duty Factor (dB)		Average Conducted Power (dBm)			FCC Conducted Power Limit (dBm)		DG (dBi)		Pass/Fail
					Ant 1	Ant 2	Ant 1	Ant 2	SUM	Ant 1	Ant 2	Ant 1	Ant 2	
11a	6Mbps	1	36	5180	0.18	0.21	15.03	15.41		21.00	21.00	5.16	5.01	Pass
11a	6Mbps	1	44	5220	0.18	0.21	17.37	17.14		21.00	21.00	5.16	5.01	Pass
11a	6Mbps	1	48	5240	0.18	0.21	17.20	17.09		21.00	21.00	5.16	5.01	Pass
HT20	MCS0	1	36	5180	0.18	0.18	14.40	14.45		21.00	21.00	5.16	5.01	Pass
HT20	MCS0	1	44	5220	0.18	0.18	17.02	17.04		21.00	21.00	5.16	5.01	Pass
HT20	MCS0	1	48	5240	0.18	0.18	17.22	17.01		21.00	21.00	5.16	5.01	Pass
HT40	MCS0	1	38	5190	0.38	0.38	9.01	9.39		21.00	21.00	5.16	5.01	Pass
HT40	MCS0	1	46	5230	0.38	0.38	16.00	16.09		21.00	21.00	5.16	5.01	Pass
VHT20	MCS0	1	36	5180	0.18	0.22	14.46	14.47		21.00	21.00	5.16	5.01	Pass
VHT20	MCS0	1	44	5220	0.18	0.22	17.08	17.19		21.00	21.00	5.16	5.01	Pass
VHT20	MCS0	1	48	5240	0.18	0.22	17.26	17.05		21.00	21.00	5.16	5.01	Pass
VHT40	MCS0	1	38	5190	0.37	0.37	9.06	9.48		21.00	21.00	5.16	5.01	Pass
VHT40	MCS0	1	46	5230	0.37	0.37	16.10	16.11		21.00	21.00	5.16	5.01	Pass
VHT80	MCS0	1	42	5210	0.69	0.65	8.37	8.07		21.00	21.00	5.16	5.01	Pass
11a	6Mbps	2	36	5180	0.21	0.21	13.11	14.08	16.63	21.00		5.16		Pass
11a	6Mbps	2	44	5220	0.21	0.21	14.91	15.72	18.34	21.00		5.16		Pass
11a	6Mbps	2	48	5240	0.21	0.21	15.16	15.61	18.40	21.00		5.16		Pass
HT20	MCS0	2	36	5180	0.22	0.22	12.99	13.97	16.52	21.00		5.16		Pass
HT20	MCS0	2	44	5220	0.22	0.22	15.54	16.21	18.90	21.00		5.16		Pass
HT20	MCS0	2	48	5240	0.22	0.22	15.55	16.19	18.89	21.00		5.16		Pass
HT40	MCS0	2	38	5190	0.38	0.38	7.02	5.97	9.54	21.00		5.16		Pass
HT40	MCS0	2	46	5230	0.38	0.38	13.88	14.19	17.05	21.00		5.16		Pass
VHT20	MCS0	2	36	5180	0.22	0.18	13.02	13.93	16.51	21.00		5.16		Pass
VHT20	MCS0	2	44	5220	0.22	0.18	15.62	16.18	18.92	21.00		5.16		Pass
VHT20	MCS0	2	48	5240	0.22	0.18	15.63	16.20	18.94	21.00		5.16		Pass
VHT40	MCS0	2	38	5190	0.37	0.37	6.97	6.27	9.64	21.00		5.16		Pass
VHT40	MCS0	2	46	5230	0.37	0.37	13.89	14.23	17.07	21.00		5.16		Pass
VHT80	MCS0	2	42	5210	0.64	0.64	6.50	5.56	9.07	21.00		5.16		Pass



FCC Band II															
Mod.	Data Rate	N _{TX}	CH.	Freq. (MHz)	Duty Factor (dB)		Average Conducted Power (dBm)			FCC Conducted Power Limit (dBm)		DG (dBi)		EIRP Power Limit (dBm)	Pass/Fail
					Ant 1	Ant 2	Ant 1	Ant 2	SUM	Ant 1	Ant 2	Ant 1	Ant 2		
11a	6Mbps	1	52	5260	0.18	0.21	17.46	17.44		23.98	23.98	5.23	5.01	26.99	Pass
11a	6Mbps	1	60	5300	0.18	0.21	17.40	17.21		23.98	23.98	5.23	5.01	26.99	Pass
11a	6Mbps	1	64	5320	0.18	0.21	14.63	14.51		23.98	23.98	5.23	5.01	26.99	Pass
HT20	MCS0	1	52	5260	0.18	0.18	17.26	17.14		23.98	23.98	5.23	5.01	26.99	Pass
HT20	MCS0	1	60	5300	0.18	0.18	17.24	17.01		23.98	23.98	5.23	5.01	26.99	Pass
HT20	MCS0	1	64	5320	0.18	0.18	15.02	15.00		23.98	23.98	5.23	5.01	26.99	Pass
HT40	MCS0	1	54	5270	0.38	0.38	16.51	16.51		23.98	23.98	5.23	5.01	26.99	Pass
HT40	MCS0	1	62	5310	0.38	0.38	11.25	11.12		23.98	23.98	5.23	5.01	26.99	Pass
VHT20	MCS0	1	52	5260	0.18	0.22	17.28	17.28		23.98	23.98	5.23	5.01	26.99	Pass
VHT20	MCS0	1	60	5300	0.18	0.22	17.25	17.12		23.98	23.98	5.23	5.01	26.99	Pass
VHT20	MCS0	1	64	5320	0.18	0.22	15.07	15.03		23.98	23.98	5.23	5.01	26.99	Pass
VHT40	MCS0	1	54	5270	0.37	0.37	16.52	16.56		23.98	23.98	5.23	5.01	26.99	Pass
VHT40	MCS0	1	62	5310	0.37	0.37	11.26	11.13		23.98	23.98	5.23	5.01	26.99	Pass
VHT80	MCS0	1	58	5290	0.69	0.65	11.02	11.32		23.98	23.98	5.23	5.01	26.99	Pass
11a	6Mbps	2	52	5260	0.21	0.21	14.46	14.95	17.72	23.98		5.23		26.99	Pass
11a	6Mbps	2	60	5300	0.21	0.21	14.64	14.81	17.74	23.98		5.23		26.99	Pass
11a	6Mbps	2	64	5320	0.21	0.21	12.91	13.06	16.00	23.98		5.23		26.99	Pass
HT20	MCS0	2	52	5260	0.22	0.22	14.55	14.86	17.72	23.98		5.23		26.99	Pass
HT20	MCS0	2	60	5300	0.22	0.22	14.53	14.46	17.51	23.98		5.23		26.99	Pass
HT20	MCS0	2	64	5320	0.22	0.22	13.50	12.98	16.26	23.98		5.23		26.99	Pass
HT40	MCS0	2	54	5270	0.38	0.38	14.45	14.52	17.50	23.98		5.23		26.99	Pass
HT40	MCS0	2	62	5310	0.38	0.38	8.93	6.81	11.01	23.98		5.23		26.99	Pass
VHT20	MCS0	2	52	5260	0.22	0.18	14.52	14.93	17.74	23.98		5.23		26.99	Pass
VHT20	MCS0	2	60	5300	0.22	0.18	14.80	14.71	17.77	23.98		5.23		26.99	Pass
VHT20	MCS0	2	64	5320	0.22	0.18	13.61	12.88	16.27	23.98		5.23		26.99	Pass
VHT40	MCS0	2	54	5270	0.37	0.37	14.51	14.50	17.52	23.98		5.23		26.99	Pass
VHT40	MCS0	2	62	5310	0.37	0.37	8.98	6.81	11.04	23.98		5.23		26.99	Pass
VHT80	MCS0	2	58	5290	0.64	0.64	7.86	6.17	10.11	23.98		5.23		26.99	Pass



FCC Band III															
Mod.	Data Rate	NTX	CH.	Freq. (MHz)	Duty Factor (dB)		Average Conducted Power (dBm)			FCC Conducted Power Limit (dBm)		DG (dBi)		EIRP Power Limit (dBm)	Pass/Fail
					Ant 1	Ant 2	Ant 1	Ant 2	SUM	Ant 1	Ant 2	Ant 1	Ant 2		
11a	6Mbps	1	100	5500	0.18	0.21	17.17	17.01		23.98	23.98	5.36	5.33	26.99	Pass
11a	6Mbps	1	116	5580	0.18	0.21	17.23	17.16		23.98	23.98	5.36	5.33	26.99	Pass
11a	6Mbps	1	140	5700	0.18	0.21	15.70	15.69		23.98	23.98	5.36	5.33	26.99	Pass
11a	6Mbps	1	144	5720	0.18	0.21	17.21	17.18		23.98	23.98	5.36	5.33	26.99	Pass
HT20	MCS0	1	100	5500	0.18	0.18	16.08	16.24		23.98	23.98	5.36	5.33	26.99	Pass
HT20	MCS0	1	116	5580	0.18	0.18	17.02	17.07		23.98	23.98	5.36	5.33	26.99	Pass
HT20	MCS0	1	140	5700	0.18	0.18	14.55	14.51		23.98	23.98	5.36	5.33	26.99	Pass
HT20	MCS0	1	144	5720	0.18	0.18	17.18	17.01		23.98	23.98	5.36	5.33	26.99	Pass
HT40	MCS0	1	102	5510	0.38	0.38	10.69	10.94		23.98	23.98	5.36	5.33	26.99	Pass
HT40	MCS0	1	110	5550	0.38	0.38	16.09	16.00		23.98	23.98	5.36	5.33	26.99	Pass
HT40	MCS0	1	134	5670	0.38	0.38	16.05	16.02		23.98	23.98	5.36	5.33	26.99	Pass
HT40	MCS0	1	142	5710	0.38	0.38	16.57	16.68	-	23.98	23.98	5.36	5.33	26.99	Pass
VHT20	MCS0	1	100	5500	0.18	0.22	16.29	16.34		23.98	23.98	5.36	5.33	26.99	Pass
VHT20	MCS0	1	116	5580	0.18	0.22	17.18	17.14		23.98	23.98	5.36	5.33	26.99	Pass
VHT20	MCS0	1	140	5700	0.18	0.22	14.59	14.55		23.98	23.98	5.36	5.33	26.99	Pass
VHT20	MCS0	1	144	5720	0.18	0.22	17.20	17.04		23.98	23.98	5.36	5.33	26.99	Pass
VHT40	MCS0	1	102	5510	0.37	0.37	10.71	10.95		23.98	23.98	5.36	5.33	26.99	Pass
VHT40	MCS0	1	110	5550	0.37	0.37	16.10	16.04		23.98	23.98	5.36	5.33	26.99	Pass
VHT40	MCS0	1	134	5670	0.37	0.37	16.23	16.08		23.98	23.98	5.36	5.33	26.99	Pass
VHT40	MCS0	1	142	5710	0.37	0.37	16.58	16.77		23.98	23.98	5.36	5.33	26.99	Pass
VHT80	MCS0	1	106	5530	0.69	0.65	7.61	7.95		23.98	23.98	5.36	5.33	26.99	Pass
VHT80	MCS0	1	122	5610	0.69	0.65	13.89	13.66		23.98	23.98	5.36	5.33	26.99	Pass
VHT80	MCS0	1	138	5690	0.69	0.65	16.69	16.71		23.98	23.98	5.36	5.33	26.99	Pass



FCC Band III															
Mod.	Data Rate	NTX	CH.	Freq. (MHz)	Duty Factor (dB)		Average Conducted Power (dBm)			FCC Conducted Power Limit (dBm)		DG (dBi)		EIRP Power Limit (dBm)	Pass/Fail
					Ant 1	Ant 2	Ant 1	Ant 2	SUM	Ant 1	Ant 2	Ant 1	Ant 2		
11a	6Mbps	2	100	5500	0.21	0.21	13.76	14.58	17.20	23.98		5.36	26.99	Pass	
11a	6Mbps	2	116	5580	0.21	0.21	15.66	16.49	19.11	23.98		5.36	26.99	Pass	
11a	6Mbps	2	140	5700	0.21	0.21	12.71	13.66	16.22	23.98		5.36	26.99	Pass	
11a	6Mbps	2	144	5720	0.21	0.21	15.61	16.94	19.34	23.98		5.36	26.99	Pass	
HT20	MCS0	2	100	5500	0.22	0.22	13.48	13.84	16.67	23.98		5.36	26.99	Pass	
HT20	MCS0	2	116	5580	0.22	0.22	15.92	16.19	19.07	23.98		5.36	26.99	Pass	
HT20	MCS0	2	140	5700	0.22	0.22	12.54	13.60	16.11	23.98		5.36	26.99	Pass	
HT20	MCS0	2	144	5720	0.22	0.22	15.75	16.65	19.23	23.98		5.36	26.99	Pass	
HT40	MCS0	2	102	5510	0.38	0.38	10.38	8.37	12.50	23.98		5.36	26.99	Pass	
HT40	MCS0	2	110	5550	0.38	0.38	14.33	14.94	17.66	23.98		5.36	26.99	Pass	
HT40	MCS0	2	134	5670	0.38	0.38	14.24	14.75	17.51	23.98		5.36	26.99	Pass	
HT40	MCS0	2	142	5710	0.38	0.38	15.80	17.09	19.51	23.98		5.36	26.99	Pass	
VHT20	MCS0	2	100	5500	0.22	0.18	13.67	13.73	16.71	23.98		5.36	26.99	Pass	
VHT20	MCS0	2	116	5580	0.22	0.18	15.98	16.18	19.09	23.98		5.36	26.99	Pass	
VHT20	MCS0	2	140	5700	0.22	0.18	12.47	13.79	16.19	23.98		5.36	26.99	Pass	
VHT20	MCS0	2	144	5720	0.22	0.18	15.89	16.61	19.28	23.98		5.36	26.99	Pass	
VHT40	MCS0	2	102	5510	0.37	0.37	10.38	8.50	12.55	23.98		5.36	26.99	Pass	
VHT40	MCS0	2	110	5550	0.37	0.37	14.40	14.95	17.69	23.98		5.36	26.99	Pass	
VHT40	MCS0	2	134	5670	0.37	0.37	14.17	14.82	17.52	23.98		5.36	26.99	Pass	
VHT40	MCS0	2	142	5710	0.37	0.37	15.83	17.27	19.62	23.98		5.36	26.99	Pass	
VHT80	MCS0	2	106	5530	0.64	0.64	6.97	4.83	9.04	23.98		5.36	26.99	Pass	
VHT80	MCS0	2	122	5610	0.64	0.64	12.53	13.37	15.98	23.98		5.36	26.99	Pass	
VHT80	MCS0	2	138	5690	0.64	0.64	15.39	15.96	18.70	23.98		5.36	26.99	Pass	



<TXBF Mode>

FCC Band I												
Mod.	Data Rate	NTX	CH.	Freq. (MHz)	Average Conducted Power (dBm)			FCC Conducted Power Limit (dBm)		DG (dBi)		Pass/Fail
					Ant 1	Ant 2	SUM	Ant 1	Ant 2	Ant 1	Ant 2	
HT20	MCS0	2	36	5180	13.90	15.00	17.50	21.90	8.10	8.10	Pass	
HT20	MCS0	2	44	5220	15.80	16.20	19.01	21.90	8.10	8.10	Pass	
HT20	MCS0	2	48	5240	17.30	17.50	20.41	21.90	8.10	8.10	Pass	
HT40	MCS0	2	38	5190	8.40	7.60	11.03	21.90	8.10	8.10	Pass	
HT40	MCS0	2	46	5230	14.90	15.20	18.06	21.90	8.10	8.10	Pass	
VHT20	MCS0	2	36	5180	14.00	15.00	17.54	21.90	8.10	8.10	Pass	
VHT20	MCS0	2	44	5220	15.80	16.40	19.12	21.90	8.10	8.10	Pass	
VHT20	MCS0	2	48	5240	17.30	17.60	20.46	21.90	8.10	8.10	Pass	
VHT40	MCS0	2	38	5190	8.30	7.80	11.07	21.90	8.10	8.10	Pass	
VHT40	MCS0	2	46	5230	15.10	15.10	18.11	21.90	8.10	8.10	Pass	
VHT80	MCS0	2	42	5210	7.90	7.20	10.57	21.90	8.10	8.10	Pass	



FCC Band II													
Mod.	Data Rate	NTX	CH.	Freq. (MHz)	Average Conducted Power (dBm)			FCC Conducted Power Limit (dBm)		DG (dBi)		EIRP Power Limit (dBm)	Pass/Fail
					Ant 1	Ant 2	SUM	Ant 1	Ant 2	Ant 1	Ant 2		
HT20	MCS0	2	52	5260	16.30	16.90	19.62	21.85		8.13		30	Pass
HT20	MCS0	2	60	5300	16.50	16.60	19.56	21.85		8.13		30	Pass
HT20	MCS0	2	64	5320	15.20	15.10	18.16	21.85		8.13		30	Pass
HT40	MCS0	2	54	5270	16.40	17.00	19.72	21.85		8.13		30	Pass
HT40	MCS0	2	62	5310	12.10	10.10	14.22	21.85		8.13		30	Pass
VHT20	MCS0	2	52	5260	16.30	17.00	19.67	21.85		8.13		30	Pass
VHT20	MCS0	2	60	5300	16.50	16.70	19.61	21.85		8.13		30	Pass
VHT20	MCS0	2	64	5320	14.90	15.20	18.06	21.85		8.13		30	Pass
VHT40	MCS0	2	54	5270	16.40	17.10	19.77	21.85		8.13		30	Pass
VHT40	MCS0	2	62	5310	12.20	10.40	14.40	21.85		8.13		30	Pass
VHT80	MCS0	2	58	5290	9.60	8.30	12.01	21.85		8.13		30	Pass



FCC Band III													
Mod.	Data Rate	NTX	CH.	Freq. (MHz)	Average Conducted Power (dBm)			FCC Conducted Power Limit (dBm)		DG (dBi)		EIRP Power Limit (dBm)	Pass/Fail
					Ant 1	Ant 2	SUM	Ant 1	Ant 2	Ant 1	Ant 2		
HT20	MCS0	2	100	5500	15.50	16.50	19.04	21.62	8.36	30	Pass		
HT20	MCS0	2	116	5580	15.30	16.00	18.67	21.62	8.36	30	Pass		
HT20	MCS0	2	140	5700	13.60	15.30	17.54	21.62	8.36	30	Pass		
HT20	MCS0	2	144	5720	15.70	17.20	19.52	21.62	8.36	30	Pass		
HT40	MCS0	2	102	5510	11.80	10.10	14.04	21.62	8.36	30	Pass		
HT40	MCS0	2	110	5550	16.30	17.60	20.01	21.62	8.36	30	Pass		
HT40	MCS0	2	134	5670	16.40	17.60	20.05	21.62	8.36	30	Pass		
HT40	MCS0	2	142	5710	16.10	18.10	20.22	21.62	8.36	30	Pass		
VHT20	MCS0	2	100	5500	15.60	16.50	19.08	21.62	8.36	30	Pass		
VHT20	MCS0	2	116	5580	15.20	15.90	18.57	21.62	8.36	30	Pass		
VHT20	MCS0	2	140	5700	13.50	15.40	17.56	21.62	8.36	30	Pass		
VHT20	MCS0	2	144	5720	15.90	17.10	19.55	21.62	8.36	30	Pass		
VHT40	MCS0	2	102	5510	11.90	10.20	14.14	21.62	8.36	30	Pass		
VHT40	MCS0	2	110	5550	16.40	17.70	20.11	21.62	8.36	30	Pass		
VHT40	MCS0	2	134	5670	16.40	17.80	20.17	21.62	8.36	30	Pass		
VHT40	MCS0	2	142	5710	16.50	18.00	20.32	21.62	8.36	30	Pass		
VHT80	MCS0	2	106	5530	8.70	7.40	11.11	21.62	8.36	30	Pass		
VHT80	MCS0	2	122	5610	15.30	16.40	18.90	21.62	8.36	30	Pass		
VHT80	MCS0	2	138	5690	15.10	16.40	18.81	21.62	8.36	30	Pass		



3.2 Unwanted Emissions Measurement

This section is to measure unwanted emissions through radiated measurement for band edge spurious emissions and out of band emissions measurement.

3.2.1 Limit of Unwanted Emissions

- (1) For transmitters operating in the 5150-5250 MHz band: all emissions outside of the 5150-5350 MHz band shall not exceed an EIRP of -27dBm/MHz.

For transmitters operating in the 5250-5350 MHz band: all emissions outside of the 5150-5350 MHz band shall not exceed an EIRP of -27 dBm/MHz. Devices operating in the 5250-5350 MHz band that generate emissions in the 5150-5250 MHz band must meet all applicable technical requirements for operation in the 5150-5250 MHz band (including indoor use) or alternatively meet an out-of-band emission EIRP limit of -27 dBm/MHz in the 5150-5250 MHz band.

For transmitters operating in the 5470-5600 MHz and 5650-5725MHz band: all emissions outside of the 5470-5600 MHz and 5650-5725MHz band shall not exceed an EIRP of -27 dBm/MHz.

- (2) Unwanted spurious emissions fallen in restricted bands per FCC Part15.205 shall comply with the general field strength limits set forth in § 15.209 as below table,

Frequency (MHz)	Field Strength (microvolts/meter)	Measurement Distance (meters)
0.009 – 0.490	2400/F(kHz)	300
0.490 – 1.705	24000/F(kHz)	30
1.705 – 30.0	30	30
30 – 88	100	3
88 – 216	150	3
216 - 960	200	3
Above 960	500	3

Note: The following formula is used to convert the EIRP to field strength.

$$E = \frac{1000000\sqrt{30P}}{3} \mu\text{V/m, where P is the eirp (Watts)}$$



EIRP (dBm)	Field Strength at 3m (dBµV/m)
- 27	68.3

(3) KDB789033 D02 v01r04 G)2)c)

- (i) Section 15.407(b)(1-3) specifies the unwanted emissions limit for the U-NII-1 and 2 bands. As specified, emissions above 1000 MHz that are outside of the restricted bands are subject to a peak emission limit of -27 dBm/MHz. However, an out-of-band emission that complies with both the average and peak limits of Section 15.209 is not required to satisfy the -27 dBm/MHz dBm/MHz peak emission limit.
- (ii) Section 15.407(b)(4) specifies the unwanted emissions limit for the U-NII-3 band. A band emissions mask is specified in Section 15.407(b)(4)(i). An alternative to the band emissions mask is specified in Section 15.407(b)(4)(ii). The alternative limits are based on the highest antenna gain specified in the filing. There are also marketing and importation restrictions for the alternative limit.

Note 3: An out-of-band emission that complies with both the average and peak limits of Section 15.209 is not required to satisfy the -27 dBm/MHz peak emission limit.

Note 4: Only devices with antenna gains of 10 dBi or less may be approved using the emission limits specified in Section 15.247(d) till March 2, 2018; all other devices operating in this band must use the mask specified in Section 15.407(b)(4)(i).

3.2.2 Measuring Instruments

The measuring equipment is listed in the section 4 of this test report.



3.2.3 Test Procedures

1. The testing follows FCC KDB 789033 D02 General UNII Test Procedures New Rules v01r04. Section G) Unwanted emissions measurement.

(1) Procedure for Unwanted Emissions Measurements Below 1000MHz

- RBW = 120 kHz
- VBW = 300 kHz
- Detector = Peak
- Trace mode = max hold

(2) Procedure for Peak Unwanted Emissions Measurements Above 1000 MHz

- RBW = 1 MHz
- VBW \geq 3 MHz
- Detector = Peak
- Sweep time = auto
- Trace mode = max hold

(3) Procedures for Average Unwanted Emissions Measurements Above 1000MHz

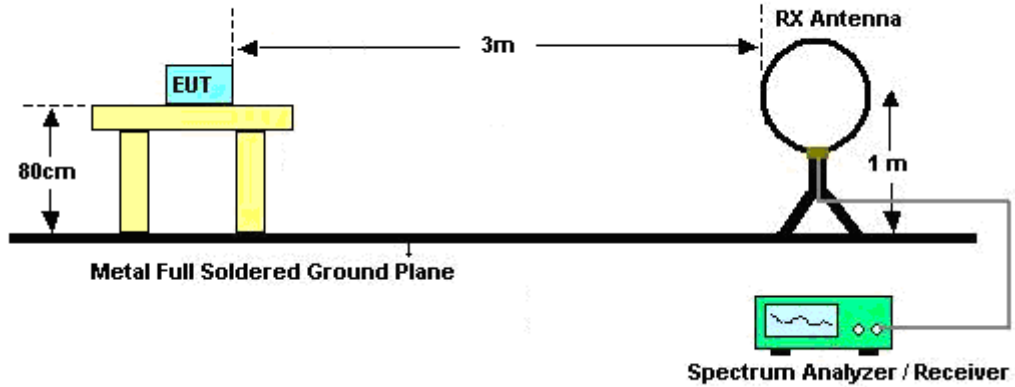
- RBW = 1 MHz
- VBW = 10 Hz, when duty cycle is no less than 98 percent.
- VBW \geq 1/T, when duty cycle is less than 98 percent where T is the minimum transmission duration over which the transmitter is on and is transmitting at its maximum power control level for the tested mode of operation.



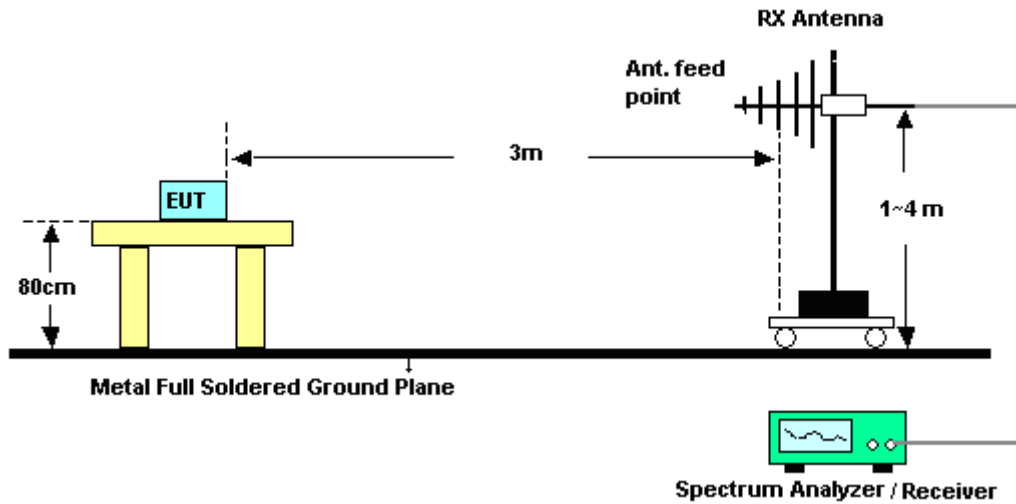
2. The EUT was placed on a turntable with 0.8 meter for frequency below 1GHz and 1.5 meter for frequency above 1GHz respectively above ground.
3. The EUT was set 3 meters from the interference receiving antenna which was mounted on the top of a variable height antenna tower.
4. The antenna is a broadband antenna and its height is adjusted between one meter and four meters above ground to find the maximum value of the field strength for both horizontal polarization and vertical polarization of the antenna.
5. For each suspected emission, the EUT was arranged to its worst case and then adjust the antenna tower (from 1 m to 4 m) and turntable (from 0 degree to 360 degrees) to find the maximum reading.
6. For testing below 1GHz, if the emission level of the EUT in peak mode was 3 dB lower than the limit specified, then peak values of EUT will be reported, otherwise, the emissions will be repeated one by one using the CISPR quasi-peak method and reported.
7. For testing above 1GHz, the emission level of the EUT in peak mode was 20dB lower than average limit (that means the emission level in average mode also complies with the limit in average mode), then peak values of EUT will be reported, otherwise, the emissions will be measured in average mode again and reported.

3.2.4 Test Setup

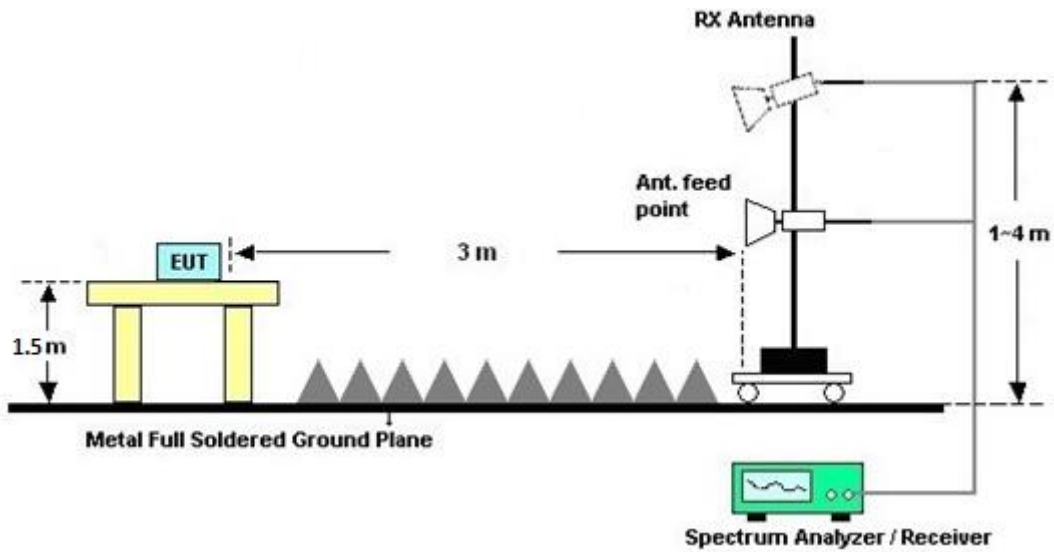
For radiated emissions below 30MHz



For radiated emissions from 30MHz to 1GHz



For radiated emissions above 1GHz



3.2.5 Test Results of Radiated Spurious Emissions (9 kHz ~ 30 MHz)

The low frequency, which started from 9 kHz to 30MHz, was pre-scanned and the result which was 20dB lower than the limit line per 15.31(o) was not reported.

3.2.6 Test Result of Radiated Spurious at Band Edges

Please refer to Appendix A and B.

3.2.7 Duty Cycle

Please refer to Appendix C.

3.2.8 Test Result of Radiated Spurious Emissions (30MHz ~ 10th Harmonic)

Please refer to Appendix A and B.



3.3 Automatically Discontinue Transmission

3.3.1 Limit of Automatically Discontinue Transmission

The device shall automatically discontinue transmission in case of either absence of information to transmit or operational failure. These provisions are not intended to preclude the transmission of control or signaling information or the use of repetitive codes used by certain digital technologies to complete frame or burst intervals. Applicants shall include in their application for equipment authorization to describe how this requirement is met.

3.3.2 Measuring Instruments

The measuring equipment is listed in the section 4 of this test report.

3.3.3 Test Result of Automatically Discontinue Transmission

While the EUT is not transmitting any information, the EUT can automatically discontinue transmission and become standby mode for power saving. The EUT can detect the controlling signal of ACK message transmitting from remote device and verify whether it shall resend or discontinue transmission.



3.4 Antenna Requirements

3.4.1 Standard Applicable

If transmitting antenna directional gain is greater than 6 dBi, both the peak transmit power and the peak power spectral density shall be reduced by the amount in dB that the directional gain of the antenna exceeds 6 dBi.

3.4.2 Antenna Anti-Replacement Construction

An embedded-in antenna design is used.

3.4.3 Antenna Gain

CDD modes

FCC KDB 662911 D01 Multiple Transmitter Output v02r01

For CDD transmissions, directional gain is calculated as

Directional gain = $G_{ANT} + \text{Array Gain}$, where Array Gain is as follows.

For power spectral density (PSD) measurements on all devices,

Array Gain = $10 \log(N_{ANT}/N_{SS}=1)$ dB.

For power measurements on IEEE 802.11 devices,

Array Gain = 0 dB (i.e., no array gain) for $N_{ANT} \leq 4$.

Directional gain may be calculated by using the formulas applicable to equal gain antennas with G_{ANT} set equal to the gain of the antenna having the highest gain;

The EUT supports CDD mode.

For power, the directional gain G_{ANT} is set equal to the antenna having the highest gain, i.e., F)2)f)i).

For PSD, the directional gain calculation is following F)2)f)ii) of KDB 662911 D01 v02r01.

The power and PSD limit should be modified if the directional gain of EUT is over 6 dBi,

The directional gain "DG" is calculated as following table.

			DG	DG	Power	PSD
			for	for	Limit	Limit
	Ant 1	Ant 2	Power	PSD	Reduction	Reduction
	(dBi)	(dBi)	(dBi)	(dBi)	(dB)	(dB)
Band I	5.16	5.01	5.16	8.10	0.00	2.10
Band II	5.23	5.01	5.23	8.13	0.00	2.13
Band III	5.36	5.33	5.36	8.36	0.00	2.36

Power limit reduction = Composite gain – 6dBi, (min = 0)

PSD limit reduction = Composite gain + PSD Array gain – 6dBi, (min = 0)



TXBF modes

FCC KDB 662911 D01 Multiple Transmitter Output v02r01

For CDD transmissions, directional gain is calculated as

$$DirectionalGain = 10 \cdot \log \left[\frac{\sum_{j=1}^{N_{SS}} \left\{ \sum_{k=1}^{N_{ANT}} g_{j,k} \right\}^2}{N_{ANT}} \right]$$

where

Each antenna is driven by no more than one spatial stream;

N_{SS} = the number of independent spatial streams of data;

N_{ANT} = the total number of antennas

$g_{j,k} = 10^{G_k / 20}$ if the k th antenna is being fed by spatial stream j , or zero if it is not;
 G_k is the gain in dBi of the k th antenna.

The EUT supports beamforming for 802.11ac modes.

The directional gain calculation is following F2)e)ii) of KDB 662911 D01 v02r01.

The power and PSD limit should be modified if the directional gain of EUT is over 6 dBi,

The directional gain “DG” is calculated as following table.

			DG	DG	Power	PSD
			for	for	Limit	Limit
	Ant 1	Ant 2	Power	PSD	Reduction	Reduction
	(dBi)	(dBi)	(dBi)	(dBi)	(dB)	(dB)
Band I	5.16	5.01	8.10	8.10	2.10	2.10
Band II	5.23	5.01	8.13	8.13	2.13	2.13
Band III	5.36	5.33	8.36	8.36	2.36	2.36

Power Limit Reduction = DG(Power) – 6dBi, (min = 0)

PSD Limit Reduction = DG(PSD) – 6dBi, (min = 0)



4 List of Measuring Equipment

Instrument	Manufacturer	Model No.	Serial No.	Characteristics	Calibration Date	Test Date	Due Date	Remark
Power Meter	Anritsu	ML2495A	0932001	N/A	Sep. 26, 2017	Oct..04, 2017 ~ Oct. 13, 2017	Sep. 25, 2018	Conducted (TH05-HY)
Power Sensor	Anritsu	MA2411B	0846202	300MHz~40GHz	Sep. 26, 2017	Oct..04, 2017 ~ Oct. 13, 2017	Sep. 25, 2018	Conducted (TH05-HY)
Spectrum Analyzer	Rohde & Schwarz	FSP30	101067	9kHz ~ 30GHz	Nov. 17, 2016	Oct..04, 2017 ~ Oct. 13, 2017	Nov. 16, 2017	Conducted (TH05-HY)
Programmable Power Supply	GW Instek	PSS-2005	GEO821763	N/A	Nov. 14, 2016	Oct..04, 2017 ~ Oct. 13, 2017	Nov. 13, 2017	Conducted (TH05-HY)
Power Sensor	DARE	RPR3006W	16I000054S NO13	10MHz~6GHz	Dec. 22, 2016	Oct. 14, 2017	Dec. 21, 2017	Conducted (TH05-HY)
Spectrum Analyzer	Rohde & Schwarz	FSP40	100057	9kHz-40GHz	Nov. 25, 2016	Oct. 14, 2017	Nov. 24, 2017	Conducted (TH05-HY)
Bilog Antenna	TESEQ	CBL 6111D&00800 N1D01N-06	35419&03	30MHz to 1GHz	Jan. 07, 2017	Oct. 12, 2017 ~ Oct. 16, 2017	Jan. 06, 2018	Radiation (03CH07-HY)
Double Ridge Horn Antenna	ESCO	3117	00075962	1GHz ~ 18GHz	Aug. 23, 2017	Oct. 12, 2017 ~ Oct. 16, 2017	Aug. 22, 2018	Radiation (03CH07-HY)
Loop Antenna	Rohde & Schwarz	HFH2-Z2	100315	9 kHz~30 MHz	May 15, 2017	Oct. 12, 2017 ~ Oct. 16, 2017	May 14, 2019	Radiation (03CH07-HY)
Preamplifier	MITEQ	AMF-7D-0010 1800-30-10P	1590075	1GHz ~ 18GHz	Apr. 25, 2017	Oct. 12, 2017 ~ Oct. 16, 2017	Apr. 24, 2018	Radiation (03CH07-HY)
Preamplifier	COM-POWER	PA-103A	161241	10MHz-1GHz	Mar. 14, 2017	Oct. 12, 2017 ~ Oct. 16, 2017	Mar. 13, 2018	Radiation (03CH07-HY)
Spectrum Analyzer	Agilent	N9010A	MY53470118	10Hz~44GHz	Apr. 17, 2017	Oct. 12, 2017 ~ Oct. 16, 2017	Apr. 16, 2018	Radiation (03CH07-HY)
Antenna Mast	Max-Full	MFA520BS	N/A	1m~4m	N/A	Oct. 12, 2017 ~ Oct. 16, 2017	N/A	Radiation (03CH07-HY)
Turn Table	ChainTek	Chaintek 3000	N/A	0~360 Degree	N/A	Oct. 12, 2017 ~ Oct. 16, 2017	N/A	Radiation (03CH07-HY)
Amplifier	MITEQ	TTA1840-35-H G	1871923	18GHz~40GHz, VSWR : 2.5:1 max	Jul. 18, 2017	Oct. 12, 2017 ~ Oct. 16, 2017	Jul. 17, 2018	Radiation (03CH07-HY)
EMI Test Receiver	Agilent	N9038A(MXE)	MY53290053	20Hz to 26.5GHz	Jan. 12, 2017	Oct. 12, 2017 ~ Oct. 16, 2017	Jan. 11, 2018	Radiation (03CH07-HY)
SHF-EHF Horn Antenna	SCHWARZBE CK	BBHA 9170	BBHA917058 4	18GHz- 40GHz	Nov. 08, 2016	Oct. 12, 2017 ~ Oct. 16, 2017	Nov. 07, 2017	Radiation (03CH07-HY)
Preamplifier	Agilent	8449B	3008A02375	1GHz~26.5GHz	Dec. 21, 2016	Oct. 12, 2017 ~ Oct. 16, 2017	Dec. 20, 2017	Radiation (03CH07-HY)



5 Uncertainty of Evaluation

Uncertainty of Conducted Emission Measurement (150kHz ~ 30MHz)

Measuring Uncertainty for a Level of Confidence of 95% ($U = 2Uc(y)$)	2.70
---	------

Uncertainty of Radiated Emission Measurement (30 MHz ~ 1000 MHz)

Measuring Uncertainty for a Level of Confidence of 95% ($U = 2Uc(y)$)	5.70
---	------

Uncertainty of Radiated Emission Measurement (1000 MHz ~ 18000 MHz)

Measuring Uncertainty for a Level of Confidence of 95% ($U = 2Uc(y)$)	5.50
---	------

Uncertainty of Radiated Emission Measurement (18000 MHz ~ 40000 MHz)

Measuring Uncertainty for a Level of Confidence of 95% ($U = 2Uc(y)$)	5.20
---	------



Appendix A. Radiated Spurious Emission

Test Engineer :	Jesse Wang	Temperature :	23~27°C
		Relative Humidity :	55~58%

<CDD Mode>

Band 1 - 5150~5250MHz

WIFI 802.11ac VHT20 (Band Edge @ 3m)

WIFI Ant.	Note	Frequency (MHz)	Level (dBμV/m)	Over Limit (dB)	Limit Line (dBμV/m)	Read Level (dBμV)	Antenna Factor (dB/m)	Cable Loss (dB)	Preamp Factor (dB)	Ant Pos (cm)	Table Pos (deg)	Peak Avg. (P/A)	Pol. (H/V)	
802.11ac VHT20 CH 36 5180MHz		5142.74	59.72	-14.28	74	47.7	34.41	11.99	34.38	100	244	P	H	
		5150	51.8	-2.2	54	39.78	34.41	11.99	34.38	100	244	A	H	
	*	5180	110.53	-	-	98.46	34.46	11.99	34.38	100	244	P	H	
	*	5180	103.22	-	-	91.15	34.46	11.99	34.38	100	244	A	H	
													H	
														H
			5145.86	57.5	-16.5	74	45.48	34.41	11.99	34.38	100	273	P	V
			5148.98	49.61	-4.39	54	37.59	34.41	11.99	34.38	100	273	A	V
	*		5180	109.05	-	-	96.98	34.46	11.99	34.38	100	273	P	V
	*		5180	101.6	-	-	89.53	34.46	11.99	34.38	100	273	A	V
													V	
													V	



Band 1 5150~5250MHz
WIFI 802.11ac VHT20 (Harmonic @ 3m)

WIFI Ant. 1	Note	Frequency (MHz)	Level (dBμV/m)	Over Limit (dB)	Limit Line (dBμV/m)	Read Level (dBμV)	Antenna Factor (dB/m)	Cable Loss (dB)	Preamp Factor (dB)	Ant Pos (cm)	Table Pos (deg)	Peak Avg. (P/A)	Pol. (H/V)	
802.11ac VHT20 CH 36 5180MHz		10360	50.71	-17.49	68.2	55	37.19	17.83	59.31	100	0	P	H	
		15540	49.77	-24.23	74	44.05	40.43	22.16	56.87	100	0	P	H	
													H	
													H	
			10360	48.98	-19.22	68.2	53.27	37.19	17.83	59.31	100	0	P	V
			15540	58.22	-15.78	74	52.5	40.43	22.16	56.87	100	293	P	V
			15540	48.97	-5.03	54	43.25	40.43	22.16	56.87	100	293	A	V
													V	
Remark	1. No other spurious found. 2. All results are PASS against Peak and Average limit line.													



Band 1 5150~5250MHz
WIFI 802.11ac VHT40 (Band Edge @ 3m)

Table with 14 columns: WIFI Ant. 1, Note, Frequency (MHz), Level (dBµV/m), Over Limit (dB), Limit Line (dBµV/m), Read Level (dBµV), Antenna Factor (dB/m), Cable Loss (dB), Preamp Factor (dB), Ant Pos (cm), Table Pos (deg), Peak Avg. (P/A), Pol. (H/V). Rows include test results for 802.11ac VHT40 CH 46 5230MHz and a Remark section.



Band 1 5150~5250MHz
WIFI 802.11ac VHT40 (Harmonic @ 3m)

WIFI Ant. 1	Note	Frequency (MHz)	Level (dBμV/m)	Over Limit (dB)	Limit Line (dBμV/m)	Read Level (dBμV)	Antenna Factor (dB/m)	Cable Loss (dB)	Preamp Factor (dB)	Ant Pos (cm)	Table Pos (deg)	Peak Avg. (P/A)	Pol. (H/V)	
802.11ac VHT40 CH 46 5230MHz		10460	51.13	-17.07	68.2	55.2	37.26	17.91	59.24	100	0	P	H	
		15690	50.38	-23.62	74	44.25	40.55	22.33	56.75	100	0	P	H	
													H	
													H	
			10460	48.02	-20.18	68.2	52.09	37.26	17.91	59.24	100	0	P	V
			15690	57.53	-16.47	74	51.4	40.55	22.33	56.75	111	293	P	V
			15690	49.43	-4.57	54	43.3	40.55	22.33	56.75	111	293	A	V
													V	
Remark	1. No other spurious found. 2. All results are PASS against Peak and Average limit line.													



Band 1 5150~5250MHz
WIFI 802.11ac VHT80 (Band Edge @ 3m)

Table with 14 columns: WIFI Ant. 1, Note, Frequency (MHz), Level (dBµV/m), Over Limit (dB), Limit Line (dBµV/m), Read Level (dBµV), Antenna Factor (dB/m), Cable Loss (dB), Preamp Factor (dB), Ant Pos (cm), Table Pos (deg), Peak Avg. (P/A), Pol. (H/V). Rows include test results for 802.11ac VHT80 CH 42 5210MHz and a Remark section.



Band 1 5150~5250MHz
WIFI 802.11ac VHT80 (Harmonic @ 3m)

WIFI Ant. 1	Note	Frequency (MHz)	Level (dBμV/m)	Over Limit (dB)	Limit Line (dBμV/m)	Read Level (dBμV)	Antenna Factor (dB/m)	Cable Loss (dB)	Preamp Factor (dB)	Ant Pos (cm)	Table Pos (deg)	Peak Avg. (P/A)	Pol. (H/V)	
802.11ac VHT80 CH 42 5210MHz		10420	44.81	-23.39	68.2	48.98	37.23	17.87	59.27	100	0	P	H	
		15630	47.34	-26.66	74	41.33	40.51	22.29	56.79	100	0	P	H	
													H	
													H	
			10420	44.62	-23.58	68.2	48.79	37.23	17.87	59.27	100	0	P	V
			15630	46.86	-27.14	74	40.85	40.51	22.29	56.79	100	0	P	V
														V
														V
Remark	1. No other spurious found. 2. All results are PASS against Peak and Average limit line.													



Band 2 - 5250~5350MHz

WIFI 802.11ac VHT20 (Band Edge @ 3m)

WIFI Ant.	Note	Frequency (MHz)	Level (dBμV/m)	Over Limit (dB)	Limit Line (dBμV/m)	Read Level (dBμV)	Antenna Factor (dB/m)	Cable Loss (dB)	Preamp Factor (dB)	Ant Pos (cm)	Table Pos (deg)	Peak Avg. (P/A)	Pol. (H/V)	
802.11ac VHT20 CH 64 5320MHz	*	5320	110.48	-	-	97.8	34.64	12.41	34.37	100	240	P	H	
	*	5320	102.87	-	-	90.19	34.64	12.41	34.37	100	240	A	H	
		5355.52	60.17	-13.83	74	47.32	34.69	12.53	34.37	100	240	P	H	
		5350.72	51.09	-2.91	54	38.24	34.69	12.53	34.37	100	240	A	H	
													H	
														H
	*	5320	107.88	-	-	95.2	34.64	12.41	34.37	100	286	P	V	
	*	5320	100.88	-	-	88.2	34.64	12.41	34.37	100	286	A	V	
		5350.88	56.35	-17.65	74	43.5	34.69	12.53	34.37	100	286	P	V	
		5350.4	49.42	-4.58	54	36.57	34.69	12.53	34.37	100	286	A	V	
													V	
													V	
Remark	1. No other spurious found. 2. All results are PASS against Peak and Average limit line.													



Band 2 5250~5350MHz
WIFI 802.11ac VHT20 (Harmonic @ 3m)

WIFI Ant. 1	Note	Frequency (MHz)	Level (dBμV/m)	Over Limit (dB)	Limit Line (dBμV/m)	Read Level (dBμV)	Antenna Factor (dB/m)	Cable Loss (dB)	Preamp Factor (dB)	Ant Pos (cm)	Table Pos (deg)	Peak Avg. (P/A)	Pol. (H/V)	
802.11ac VHT20 CH 64 5320MHz		10640	48.22	-25.78	74	51.69	37.47	18.09	59.03	100	0	P	H	
		15960	50.62	-23.38	74	43.77	40.77	22.61	56.53	100	0	P	H	
													H	
													H	
			10640	46.01	-27.99	74	49.48	37.47	18.09	59.03	100	0	P	V
			15960	60.15	-13.85	74	53.3	40.77	22.61	56.53	100	292	P	V
			15960	50.32	-3.68	54	43.47	40.77	22.61	56.53	100	292	A	V
													V	
Remark	1. No other spurious found. 2. All results are PASS against Peak and Average limit line.													



Band 2 5250~5350MHz
WIFI 802.11ac VHT40 (Band Edge @ 3m)

Table with 14 columns: WIFI Ant. 1, Note, Frequency (MHz), Level (dBµV/m), Over Limit (dB), Limit Line (dBµV/m), Read Level (dBµV), Antenna Factor (dB/m), Cable Loss (dB), Preamp Factor (dB), Ant Pos (cm), Table Pos (deg), Peak Avg. (P/A), Pol. (H/V). Rows include test results for 802.11ac VHT40 CH 62 5310MHz and a Remark section.



Band 2 5250~5350MHz
WIFI 802.11ac VHT40 (Harmonic @ 3m)

WIFI Ant. 1	Note	Frequency (MHz)	Level (dBμV/m)	Over Limit (dB)	Limit Line (dBμV/m)	Read Level (dBμV)	Antenna Factor (dB/m)	Cable Loss (dB)	Preamp Factor (dB)	Ant Pos (cm)	Table Pos (deg)	Peak Avg. (P/A)	Pol. (H/V)	
802.11ac VHT40 CH 62 5310MHz		10620	45.43	-28.57	74	48.99	37.44	18.06	59.06	100	0	P	H	
		15930	48.27	-25.73	74	41.52	40.74	22.57	56.56	100	0	P	H	
													H	
													H	
			10620	44.76	-29.24	74	48.32	37.44	18.06	59.06	100	0	P	V
			15930	49.32	-24.68	74	42.57	40.74	22.57	56.56	100	0	P	V
														V
													V	
Remark	1. No other spurious found. 2. All results are PASS against Peak and Average limit line.													



Band 2 5250~5350MHz
WIFI 802.11ac VHT80 (Band Edge @ 3m)

WIFI Ant. 1	Note	Frequency (MHz)	Level (dBμV/m)	Over Limit (dB)	Limit Line (dBμV/m)	Read Level (dBμV)	Antenna Factor (dB/m)	Cable Loss (dB)	Preamp Factor (dB)	Ant Pos (cm)	Table Pos (deg)	Peak Avg. (P/A)	Pol. (H/V)
802.11ac VHT80 CH 58 5290MHz		5134.4	52.38	-21.62	74	40.42	34.39	11.95	34.38	100	156	P	H
		5150	46.32	-7.68	54	34.3	34.41	11.99	34.38	100	156	A	H
	*	5290	101.26	-	-	88.75	34.6	12.28	34.37	100	156	P	H
	*	5290	93.87	-	-	81.36	34.6	12.28	34.37	100	156	A	H
		5373.36	57.81	-16.19	74	44.94	34.71	12.53	34.37	100	156	P	H
		5387.52	51.03	-2.97	54	38.01	34.74	12.65	34.37	100	156	A	H
		5135.45	51.59	-22.41	74	39.63	34.39	11.95	34.38	100	286	P	V
		5149.45	45.73	-8.27	54	33.71	34.41	11.99	34.38	100	286	A	V
	*	5290	98.5	-	-	85.99	34.6	12.28	34.37	100	286	P	V
	*	5290	91.29	-	-	78.78	34.6	12.28	34.37	100	286	A	V
		5378.4	55.84	-18.16	74	42.94	34.74	12.53	34.37	100	286	P	V
	5366.64	48.48	-5.52	54	35.61	34.71	12.53	34.37	100	286	A	V	
Remark	1. No other spurious found. 2. All results are PASS against Peak and Average limit line.												



Band 2 5250~5350MHz

WIFI 802.11ac VHT80 (Harmonic @ 3m)

WIFI Ant. 1	Note	Frequency (MHz)	Level (dBμV/m)	Over Limit (dB)	Limit Line (dBμV/m)	Read Level (dBμV)	Antenna Factor (dB/m)	Cable Loss (dB)	Preamp Factor (dB)	Ant Pos (cm)	Table Pos (deg)	Peak Avg. (P/A)	Pol. (H/V)	
802.11ac VHT80 CH 58 5290MHz		10580	43.81	-24.39	68.2	47.49	37.4	18.02	59.1	100	0	P	H	
		15870	49.09	-24.91	74	42.46	40.7	22.53	56.6	100	0	P	H	
													H	
													H	
			10580	44.65	-23.55	68.2	48.33	37.4	18.02	59.1	100	0	P	V
			15870	49.46	-24.54	74	42.83	40.7	22.53	56.6	100	0	P	V
														V
													V	
Remark	1. No other spurious found. 2. All results are PASS against Peak and Average limit line.													



Band 3 - 5470~5725MHz

WIFI 802.11ac VHT20 (Band Edge @ 3m)

WIFI	Note	Frequency	Level	Over	Limit	Read	Antenna	Cable	Preamp	Ant	Table	Peak	Pol.	
Ant.				Limit	Line	Level	Factor	Loss	Factor	Pos	Pos	Avg.		
1		(MHz)	(dBμV/m)	(dB)	(dBμV/m)	(dBμV)	(dB/m)	(dB)	(dB)	(cm)	(deg)	(P/A)	(H/V)	
802.11ac VHT20 CH 100 5500MHz		5459.76	58.85	-15.15	74	45.75	34.83	12.63	34.36	100	139	P	H	
		5465.2	64.75	-3.45	68.2	51.65	34.85	12.61	34.36	100	139	P	H	
		5459.92	50.46	-3.54	54	37.36	34.83	12.63	34.36	100	139	A	H	
	*	5500	111.5	-	-	98.35	34.9	12.61	34.36	100	139	P	H	
	*	5500	104.25	-	-	91.1	34.9	12.61	34.36	100	139	A	H	
														H
			5458.64	56.03	-17.97	74	42.93	34.83	12.63	34.36	100	289	P	V
			5469.84	63.1	-5.1	68.2	50	34.85	12.61	34.36	100	289	P	V
			5459.12	48.37	-5.63	54	35.27	34.83	12.63	34.36	100	289	A	V
	*		5500	106.93	-	-	93.78	34.9	12.61	34.36	100	289	P	V
	*		5500	100.89	-	-	87.74	34.9	12.61	34.36	100	289	A	V
														V
Remark	1. No other spurious found. 2. All results are PASS against Peak and Average limit line.													



Band 3 - 5470~5725MHz
WIFI 802.11ac VHT20 (Harmonic @ 3m)

WIFI Ant. 1	Note	Frequency (MHz)	Level (dBμV/m)	Over Limit (dB)	Limit Line (dBμV/m)	Read Level (dBμV)	Antenna Factor (dB/m)	Cable Loss (dB)	Preamp Factor (dB)	Ant Pos (cm)	Table Pos (deg)	Peak Avg. (P/A)	Pol. (H/V)	
802.11ac VHT20 CH 100 5500MHz		11000	44	-30	74	46.27	37.9	18.43	58.6	100	0	P	H	
		16500	56.34	-11.86	68.2	47.71	41.8	22.93	56.1	100	0	P	H	
													H	
													H	
			11000	44.41	-29.59	74	46.68	37.9	18.43	58.6	100	0	P	V
			16500	61.16	-7.04	68.2	52.53	41.8	22.93	56.1	100	0	P	V
														V
													V	
Remark	1. No other spurious found. 2. All results are PASS against Peak and Average limit line.													



Band 3 - 5470~5725MHz
WIFI 802.11ac VHT40 (Band Edge @ 3m)

WIFI Ant. 1	Note	Frequency (MHz)	Level (dBμV/m)	Over Limit (dB)	Limit Line (dBμV/m)	Read Level (dBμV)	Antenna Factor (dB/m)	Cable Loss (dB)	Preamp Factor (dB)	Ant Pos (cm)	Table Pos (deg)	Peak Avg. (P/A)	Pol. (H/V)
802.11ac VHT40 CH 110 5550MHz		5457.04	58.17	-15.83	74	45.07	34.83	12.63	34.36	100	156	P	H
		5468.32	61.01	-7.19	68.2	47.91	34.85	12.61	34.36	100	156	P	H
		5452.24	51.78	-2.22	54	38.68	34.83	12.63	34.36	100	156	A	H
	*	5550	110.02	-	-	96.84	34.97	12.58	34.37	100	156	P	H
	*	5550	101.99	-	-	88.81	34.97	12.58	34.37	100	156	A	H
		5731.295	53.64	-14.56	68.2	40.13	35.21	12.73	34.43	100	156	P	H
		5447.68	54.38	-19.62	74	41.28	34.83	12.63	34.36	100	244	P	V
		5468.8	56.56	-11.64	68.2	43.46	34.85	12.61	34.36	100	244	P	V
		5452.24	47.41	-6.59	54	34.31	34.83	12.63	34.36	100	244	A	V
	*	5550	106.18	-	-	93	34.97	12.58	34.37	100	244	P	V
	*	5550	98.38	-	-	85.2	34.97	12.58	34.37	100	244	A	V
		5734.13	53.45	-14.75	68.2	39.94	35.21	12.73	34.43	100	244	P	V



Band 3 - 5470~5725MHz
WIFI 802.11ac VHT40 (Harmonic @ 3m)

WIFI Ant. 1	Note	Frequency (MHz)	Level (dBμV/m)	Over Limit (dB)	Limit Line (dBμV/m)	Read Level (dBμV)	Antenna Factor (dB/m)	Cable Loss (dB)	Preamp Factor (dB)	Ant Pos (cm)	Table Pos (deg)	Peak Avg. (P/A)	Pol. (H/V)	
802.11ac VHT40 CH 110 5550MHz		11100	44.99	-29.01	74	46.83	38	18.5	58.34	100	0	P	H	
		16650	55.7	-12.5	68.2	46.79	41.89	23.03	56.01	100	0	P	H	
													H	
													H	
			11100	44.65	-29.35	74	46.49	38	18.5	58.34	100	0	P	V
			16650	58.77	-9.43	68.2	49.86	41.89	23.03	56.01	100	0	P	V
														V
Remark	1. No other spurious found. 2. All results are PASS against Peak and Average limit line.													



Band 3 5470~5725MHz
WIFI 802.11ac VHT80 (Band Edge @ 3m)

WIFI Ant. 1	Note	Frequency (MHz)	Level (dBμV/m)	Over Limit (dB)	Limit Line (dBμV/m)	Read Level (dBμV)	Antenna Factor (dB/m)	Cable Loss (dB)	Preamp Factor (dB)	Ant Pos (cm)	Table Pos (deg)	Peak Avg. (P/A)	Pol. (H/V)
802.11ac VHT80 CH 106 5530MHz		5454.88	59.39	-14.61	74	46.29	34.83	12.63	34.36	100	156	P	H
		5466.64	59.89	-8.31	68.2	46.79	34.85	12.61	34.36	100	156	P	H
		5458.96	52.49	-1.51	54	39.39	34.83	12.63	34.36	100	156	A	H
	*	5530	98.12	-	-	84.98	34.92	12.59	34.37	100	156	P	H
	*	5530	91.06	-	-	77.92	34.92	12.59	34.37	100	156	A	H
		5730.665	52.77	-15.43	68.2	39.26	35.21	12.73	34.43	100	156	P	H
		5457.52	54.79	-19.21	74	41.69	34.83	12.63	34.36	100	245	P	V
		5468.56	56.05	-12.15	68.2	42.95	34.85	12.61	34.36	100	245	P	V
		5438.56	49.13	-4.87	54	36.05	34.81	12.63	34.36	100	245	A	V
		5530	94.46	-	-	81.32	34.92	12.59	34.37	100	245	P	V
	5530	87.37	-	-	74.23	34.92	12.59	34.37	100	245	A	V	
		5728.145	52.67	-15.53	68.2	39.15	35.21	12.73	34.42	100	245	P	V
Remark	1. No other spurious found. 2. All results are PASS against Peak and Average limit line.												



Band 3 5470~5725MHz
WIFI 802.11ac VHT80 (Harmonic @ 3m)

WIFI Ant. 1	Note	Frequency (MHz)	Level (dBμV/m)	Over Limit (dB)	Limit Line (dBμV/m)	Read Level (dBμV)	Antenna Factor (dB/m)	Cable Loss (dB)	Preamp Factor (dB)	Ant Pos (cm)	Table Pos (deg)	Peak Avg. (P/A)	Pol. (H/V)	
802.11ac VHT80 CH 106 5530MHz		11060	45.35	-28.65	74	47.34	37.97	18.47	58.43	100	0	P	H	
		16590	50.13	-18.07	68.2	41.33	41.85	23	56.05	100	0	P	H	
													H	
													H	
			11060	44.75	-29.25	74	46.74	37.97	18.47	58.43	100	0	P	V
			16590	49.56	-18.64	68.2	40.76	41.85	23	56.05	100	0	P	V
														V
														V
Remark	1. No other spurious found. 2. All results are PASS against Peak and Average limit line.													



Band 1 - 5150~5250MHz

WIFI 802.11ac VHT20 (Band Edge @ 3m)

WIFI	Note	Frequency	Level	Over	Limit	Read	Antenna	Cable	Preamp	Ant	Table	Peak	Pol.	
Ant.				Limit	Line	Level	Factor	Loss	Factor	Pos	Pos	Avg.		
1+2		(MHz)	(dBμV/m)	(dB)	(dBμV/m)	(dBμV)	(dB/m)	(dB)	(dB)	(cm)	(deg)	(P/A)	(H/V)	
802.11ac VHT20 CH 36 5180MHz		5134.68	60.8	-13.2	74	48.84	34.39	11.95	34.38	100	304	P	H	
		5149.24	52.76	-1.24	54	40.74	34.41	11.99	34.38	100	304	A	H	
	*	5180	114.13	-	-	102.06	34.46	11.99	34.38	100	304	P	H	
	*	5180	106.85	-	-	94.78	34.46	11.99	34.38	100	304	A	H	
													H	
														H
			5147.94	55.89	-18.11	74	43.87	34.41	11.99	34.38	123	269	P	V
			5150	48.74	-5.26	54	36.72	34.41	11.99	34.38	123	269	A	V
	*		5180	109.44	-	-	97.37	34.46	11.99	34.38	123	269	P	V
	*		5180	102.08	-	-	90.01	34.46	11.99	34.38	123	269	A	V
														V
													V	
Remark	1. No other spurious found. 2. All results are PASS against Peak and Average limit line.													



Band 1 5150~5250MHz
WIFI 802.11ac VHT20 (Harmonic @ 3m)

WIFI Ant. 1+2	Note	Frequency (MHz)	Level (dBμV/m)	Over Limit (dB)	Limit Line (dBμV/m)	Read Level (dBμV)	Antenna Factor (dB/m)	Cable Loss (dB)	Preamp Factor (dB)	Ant Pos (cm)	Table Pos (deg)	Peak Avg. (P/A)	Pol. (H/V)	
802.11ac VHT20 CH 36 5180MHz		10360	49	-19.2	68.2	53.29	37.19	17.83	59.31	100	0	P	H	
		15540	49.78	-24.22	74	44.06	40.43	22.16	56.87	100	0	P	H	
													H	
													H	
			10360	48.57	-19.63	68.2	52.86	37.19	17.83	59.31	100	0	P	V
			15540	50.17	-23.83	74	44.45	40.43	22.16	56.87	100	0	P	V
														V
													V	
Remark	1. No other spurious found. 2. All results are PASS against Peak and Average limit line.													



Band 1 5150~5250MHz
WIFI 802.11ac VHT40 (Band Edge @ 3m)

WIFI Ant. 1+2	Note	Frequency (MHz)	Level (dBμV/m)	Over Limit (dB)	Limit Line (dBμV/m)	Read Level (dBμV)	Antenna Factor (dB/m)	Cable Loss (dB)	Preamp Factor (dB)	Ant Pos (cm)	Table Pos (deg)	Peak Avg. (P/A)	Pol. (H/V)
802.11ac VHT40 CH 46 5230MHz		5149.24	59.55	-14.45	74	47.53	34.41	11.99	34.38	100	304	P	H
		5149.76	51.55	-2.45	54	39.53	34.41	11.99	34.38	100	304	A	H
	*	5230	110.95	-	-	98.64	34.53	12.16	34.38	100	304	P	H
	*	5230	104.01	-	-	91.7	34.53	12.16	34.38	100	304	A	H
		5407.36	54.41	-19.59	74	41.36	34.76	12.65	34.36	100	304	P	H
		5356.96	45.87	-8.13	54	33.02	34.69	12.53	34.37	100	304	A	H
		5149.5	54.46	-19.54	74	42.44	34.41	11.99	34.38	105	269	P	V
		5150	48.05	-5.95	54	36.03	34.41	11.99	34.38	105	269	A	V
	*	5230	106.61	-	-	94.3	34.53	12.16	34.38	105	269	P	V
	*	5230	99.54	-	-	87.23	34.53	12.16	34.38	105	269	A	V
		5400.92	52.76	-21.24	74	39.71	34.76	12.65	34.36	105	269	P	V
		5361.44	44.4	-9.6	54	31.53	34.71	12.53	34.37	105	269	A	V
Remark	1. No other spurious found. 2. All results are PASS against Peak and Average limit line.												



Band 1 5150~5250MHz
WIFI 802.11ac VHT40 (Harmonic @ 3m)

WIFI Ant. 1+2	Note	Frequency (MHz)	Level (dBμV/m)	Over Limit (dB)	Limit Line (dBμV/m)	Read Level (dBμV)	Antenna Factor (dB/m)	Cable Loss (dB)	Preamp Factor (dB)	Ant Pos (cm)	Table Pos (deg)	Peak Avg. (P/A)	Pol. (H/V)	
802.11ac VHT40 CH 46 5230MHz		10460	46.51	-21.69	68.2	50.58	37.26	17.91	59.24	100	0	P	H	
		15690	47.97	-26.03	74	41.84	40.55	22.33	56.75	100	0	P	H	
													H	
													H	
			10460	46.13	-22.07	68.2	50.2	37.26	17.91	59.24	100	0	P	V
			15690	50.71	-23.29	74	44.58	40.55	22.33	56.75	100	0	P	V
														V
													V	
Remark	1. No other spurious found. 2. All results are PASS against Peak and Average limit line.													



Band 1 5150~5250MHz
WIFI 802.11ac VHT80 (Band Edge @ 3m)

WIFI Ant. 1+2	Note	Frequency (MHz)	Level (dBμV/m)	Over Limit (dB)	Limit Line (dBμV/m)	Read Level (dBμV)	Antenna Factor (dB/m)	Cable Loss (dB)	Preamp Factor (dB)	Ant Pos (cm)	Table Pos (deg)	Peak Avg. (P/A)	Pol. (H/V)
802.11ac VHT80 CH 42 5210MHz		5143.78	58.49	-15.51	74	46.47	34.41	11.99	34.38	100	304	P	H
		5146.9	52.68	-1.32	54	40.66	34.41	11.99	34.38	100	304	A	H
	*	5210	101.54	-	-	89.38	34.5	12.04	34.38	100	304	P	H
	*	5210	94.13	-	-	81.97	34.5	12.04	34.38	100	304	A	H
		5362.28	52.5	-21.5	74	39.63	34.71	12.53	34.37	100	304	P	H
		5451.6	45.7	-8.3	54	32.6	34.83	12.63	34.36	100	304	A	H
		5135.2	54.72	-19.28	74	42.76	34.39	11.95	34.38	100	265	P	V
		5144.82	48.53	-5.47	54	36.51	34.41	11.99	34.38	100	265	A	V
	*	5210	95.58	-	-	83.42	34.5	12.04	34.38	100	265	P	V
	*	5210	89.45	-	-	77.29	34.5	12.04	34.38	100	265	A	V
		5423.88	52.3	-21.7	74	39.25	34.78	12.63	34.36	100	265	P	V
	5457.48	45.66	-8.34	54	32.56	34.83	12.63	34.36	100	265	A	V	
Remark	1. No other spurious found. 2. All results are PASS against Peak and Average limit line.												



Band 1 5150~5250MHz
WIFI 802.11ac VHT80 (Harmonic @ 3m)

WIFI Ant. 1+2	Note	Frequency (MHz)	Level (dBμV/m)	Over Limit (dB)	Limit Line (dBμV/m)	Read Level (dBμV)	Antenna Factor (dB/m)	Cable Loss (dB)	Preamp Factor (dB)	Ant Pos (cm)	Table Pos (deg)	Peak Avg. (P/A)	Pol. (H/V)	
802.11ac VHT80 CH 42 5210MHz		10420	44.62	-23.58	68.2	48.79	37.23	17.87	59.27	100	0	P	H	
		15630	47.41	-26.59	74	41.4	40.51	22.29	56.79	100	0	P	H	
													H	
													H	
			10420	44.41	-23.79	68.2	48.58	37.23	17.87	59.27	100	0	P	V
			15630	47.01	-26.99	74	41	40.51	22.29	56.79	100	0	P	V
														V
														V
Remark	1. No other spurious found. 2. All results are PASS against Peak and Average limit line.													



Band 2 - 5250~5350MHz

WIFI 802.11ac VHT20 (Band Edge @ 3m)

WIFI	Note	Frequency	Level	Over	Limit	Read	Antenna	Cable	Preamp	Ant	Table	Peak	Pol.
Ant.				Limit	Line	Level	Factor	Loss	Factor	Pos	Pos	Avg.	
1+2		(MHz)	(dBμV/m)	(dB)	(dBμV/m)	(dBμV)	(dB/m)	(dB)	(dB)	(cm)	(deg)	(P/A)	(H/V)
802.11ac VHT20 CH 60 5300MHz		5027.3	52.38	-21.62	74	40.67	34.25	11.85	34.39	100	305	P	H
		5139.65	44.32	-9.68	54	32.34	34.41	11.95	34.38	100	305	A	H
	*	5300	114.61	-	-	102.08	34.62	12.28	34.37	100	305	P	H
	*	5300	107.03	-	-	94.5	34.62	12.28	34.37	100	305	A	H
		5351.28	56.86	-17.14	74	44.01	34.69	12.53	34.37	100	305	P	H
		5352.24	50.24	-3.76	54	37.39	34.69	12.53	34.37	100	305	A	H
		5039.9	51.22	-22.78	74	39.49	34.27	11.85	34.39	106	265	P	V
		5146.65	43.57	-10.43	54	31.55	34.41	11.99	34.38	106	265	A	V
	*	5300	110.61	-	-	98.08	34.62	12.28	34.37	106	265	P	V
	*	5300	102.9	-	-	90.37	34.62	12.28	34.37	106	265	A	V
		5352.48	54.48	-19.52	74	41.63	34.69	12.53	34.37	106	265	P	V
		5356.56	46.07	-7.93	54	33.22	34.69	12.53	34.37	106	265	A	V



Band 2 5250~5350MHz
WIFI 802.11ac VHT20 (Harmonic @ 3m)

WIFI Ant. 1+2	Note	Frequency (MHz)	Level (dBμV/m)	Over Limit (dB)	Limit Line (dBμV/m)	Read Level (dBμV)	Antenna Factor (dB/m)	Cable Loss (dB)	Preamp Factor (dB)	Ant Pos (cm)	Table Pos (deg)	Peak Avg. (P/A)	Pol. (H/V)	
802.11ac VHT20 CH 60 5300MHz		10600	49.54	-24.46	74	53.14	37.42	18.06	59.08	100	0	P	H	
		15900	50.19	-23.81	74	43.52	40.72	22.53	56.58	100	0	P	H	
													H	
													H	
			10600	46.12	-27.88	74	49.72	37.42	18.06	59.08	100	0	P	V
			15900	56.89	-17.11	74	50.22	40.72	22.53	56.58	100	289	P	V
			15900	50.24	-3.76	54	43.57	40.72	22.53	56.58	100	289	A	V
													V	
Remark	1. No other spurious found. 2. All results are PASS against Peak and Average limit line.													



Band 2 5250~5350MHz
WIFI 802.11ac VHT40 (Band Edge @ 3m)

WIFI Ant. 1+2	Note	Frequency (MHz)	Level (dBμV/m)	Over Limit (dB)	Limit Line (dBμV/m)	Read Level (dBμV)	Antenna Factor (dB/m)	Cable Loss (dB)	Preamp Factor (dB)	Ant Pos (cm)	Table Pos (deg)	Peak Avg. (P/A)	Pol. (H/V)
802.11ac VHT40 CH 62 5310MHz		5094.15	52.43	-21.57	74	40.57	34.34	11.9	34.38	100	302	P	H
		5113.4	43.88	-10.12	54	31.95	34.36	11.95	34.38	100	302	A	H
	*	5310	105.23	-	-	92.55	34.64	12.41	34.37	100	302	P	H
	*	5310	98.08	-	-	85.4	34.64	12.41	34.37	100	302	A	H
		5353.68	57.79	-16.21	74	44.94	34.69	12.53	34.37	100	302	P	H
		5351.52	52.04	-1.96	54	39.19	34.69	12.53	34.37	100	302	A	H
		5110.95	51.4	-22.6	74	39.47	34.36	11.95	34.38	100	266	P	V
		5133	43.35	-10.65	54	31.39	34.39	11.95	34.38	100	266	A	V
	*	5310	100.74	-	-	88.06	34.64	12.41	34.37	100	266	P	V
	*	5310	93.21	-	-	80.53	34.64	12.41	34.37	100	266	A	V
		5360.16	53.1	-20.9	74	40.25	34.69	12.53	34.37	100	266	P	V
	5350.08	46.95	-7.05	54	34.1	34.69	12.53	34.37	100	266	A	V	
Remark	1. No other spurious found. 2. All results are PASS against Peak and Average limit line.												



Band 2 5250~5350MHz
WIFI 802.11ac VHT40 (Harmonic @ 3m)

WIFI Ant. 1+2	Note	Frequency (MHz)	Level (dBμV/m)	Over Limit (dB)	Limit Line (dBμV/m)	Read Level (dBμV)	Antenna Factor (dB/m)	Cable Loss (dB)	Preamp Factor (dB)	Ant Pos (cm)	Table Pos (deg)	Peak Avg. (P/A)	Pol. (H/V)	
802.11ac VHT40 CH 62 5310MHz		10620	44.02	-29.98	74	47.58	37.44	18.06	59.06	100	0	P	H	
		15930	48.24	-25.76	74	41.49	40.74	22.57	56.56	100	0	P	H	
													H	
													H	
			10620	44.79	-29.21	74	48.35	37.44	18.06	59.06	100	0	P	V
			15930	48.04	-25.96	74	41.29	40.74	22.57	56.56	100	0	P	V
														V
													V	
Remark	1. No other spurious found. 2. All results are PASS against Peak and Average limit line.													



Band 2 5250~5350MHz
WIFI 802.11ac VHT80 (Band Edge @ 3m)

WIFI Ant. 1+2	Note	Frequency (MHz)	Level (dBμV/m)	Over Limit (dB)	Limit Line (dBμV/m)	Read Level (dBμV)	Antenna Factor (dB/m)	Cable Loss (dB)	Preamp Factor (dB)	Ant Pos (cm)	Table Pos (deg)	Peak Avg. (P/A)	Pol. (H/V)
802.11ac VHT80 CH 58 5290MHz		5021.7	52.37	-21.63	74	40.66	34.25	11.85	34.39	100	304	P	H
		5133.7	45.05	-8.95	54	33.09	34.39	11.95	34.38	100	304	A	H
	*	5290	102.25	-	-	89.74	34.6	12.28	34.37	100	304	P	H
	*	5290	95.14	-	-	82.63	34.6	12.28	34.37	100	304	A	H
		5370.96	56.99	-17.01	74	44.12	34.71	12.53	34.37	100	304	P	H
		5387.52	52.2	-1.8	54	39.18	34.74	12.65	34.37	100	304	A	H
		5098.7	51.29	-22.71	74	39.43	34.34	11.9	34.38	107	256	P	V
		5143.85	44.92	-9.08	54	32.9	34.41	11.99	34.38	107	256	A	V
	*	5290	96.56	-	-	84.05	34.6	12.28	34.37	107	256	P	V
	*	5290	90.19	-	-	77.68	34.6	12.28	34.37	107	256	A	V
		5361.84	53.92	-20.08	74	41.05	34.71	12.53	34.37	107	256	P	V
		5351.76	46.99	-7.01	54	34.14	34.69	12.53	34.37	107	256	A	V
Remark	1. No other spurious found. 2. All results are PASS against Peak and Average limit line.												



Band 2 5250~5350MHz
WIFI 802.11ac VHT80 (Harmonic @ 3m)

WIFI Ant. 1+2	Note	Frequency (MHz)	Level (dBμV/m)	Over Limit (dB)	Limit Line (dBμV/m)	Read Level (dBμV)	Antenna Factor (dB/m)	Cable Loss (dB)	Preamp Factor (dB)	Ant Pos (cm)	Table Pos (deg)	Peak Avg. (P/A)	Pol. (H/V)	
802.11ac VHT80 CH 58 5290MHz		10580	43.84	-24.36	68.2	47.52	37.4	18.02	59.1	100	0	P	H	
		15870	48.92	-25.08	74	42.29	40.7	22.53	56.6	100	0	P	H	
													H	
													H	
			10580	44.65	-23.55	68.2	48.33	37.4	18.02	59.1	100	0	P	V
			15870	48.63	-25.37	74	42	40.7	22.53	56.6	100	0	P	V
														V
														V
Remark	1. No other spurious found. 2. All results are PASS against Peak and Average limit line.													



Band 3 - 5470~5725MHz

WIFI 802.11ac VHT20 (Band Edge @ 3m)

WIFI	Note	Frequency	Level	Over	Limit	Read	Antenna	Cable	Preamp	Ant	Table	Peak	Pol.	
Ant.				Limit	Line	Level	Factor	Loss	Factor	Pos	Pos	Avg.		
1+2		(MHz)	(dBμV/m)	(dB)	(dBμV/m)	(dBμV)	(dB/m)	(dB)	(dB)	(cm)	(deg)	(P/A)	(H/V)	
802.11ac VHT20 CH 100 5500MHz		5458.64	60.63	-13.37	74	47.53	34.83	12.63	34.36	100	301	P	H	
		5468.4	62.5	-5.7	68.2	49.4	34.85	12.61	34.36	100	301	P	H	
		5458.48	51.9	-2.1	54	38.8	34.83	12.63	34.36	100	301	A	H	
	*	5500	114.81	-	-	101.66	34.9	12.61	34.36	100	301	P	H	
	*	5500	106.71	-	-	93.56	34.9	12.61	34.36	100	301	A	H	
														H
			5454.48	54.67	-19.33	74	41.57	34.83	12.63	34.36	100	255	P	V
			5464.88	57.04	-11.16	68.2	43.94	34.85	12.61	34.36	100	255	P	V
			5459.92	46.75	-7.25	54	33.65	34.83	12.63	34.36	100	255	A	V
	*		5500	108.58	-	-	95.43	34.9	12.61	34.36	100	255	P	V
	*		5500	101.52	-	-	88.37	34.9	12.61	34.36	100	255	A	V
														V
Remark	1. No other spurious found. 2. All results are PASS against Peak and Average limit line.													



Band 3 - 5470~5725MHz
WIFI 802.11ac VHT20 (Harmonic @ 3m)

WIFI Ant. 1+2	Note	Frequency (MHz)	Level (dBμV/m)	Over Limit (dB)	Limit Line (dBμV/m)	Read Level (dBμV)	Antenna Factor (dB/m)	Cable Loss (dB)	Preamp Factor (dB)	Ant Pos (cm)	Table Pos (deg)	Peak Avg. (P/A)	Pol. (H/V)	
802.11ac VHT20 CH 100 5500MHz		11000	43.58	-30.42	74	45.85	37.9	18.43	58.6	100	0	P	H	
		16500	54.05	-14.15	68.2	45.42	41.8	22.93	56.1	100	0	P	H	
													H	
													H	
			11000	44.51	-29.49	74	46.78	37.9	18.43	58.6	100	0	P	V
			16500	56.36	-11.84	68.2	47.73	41.8	22.93	56.1	100	0	P	V
														V
														V
Remark	1. No other spurious found. 2. All results are PASS against Peak and Average limit line.													



Band 3 - 5470~5725MHz
WIFI 802.11ac VHT40 (Band Edge @ 3m)

Table with 14 columns: WIFI Ant. 1+2, Note, Frequency (MHz), Level (dBµV/m), Over Limit (dB), Limit Line (dBµV/m), Read Level (dBµV), Antenna Factor (dB/m), Cable Loss (dB), Preamp Factor (dB), Ant Pos (cm), Table Pos (deg), Peak Avg. (P/A), Pol. (H/V). Rows include test data for 802.11ac VHT40 CH 102 5510MHz and a Remark section.



Band 3 - 5470~5725MHz
WIFI 802.11ac VHT40 (Harmonic @ 3m)

WIFI Ant. 1+2	Note	Frequency (MHz)	Level (dBμV/m)	Over Limit (dB)	Limit Line (dBμV/m)	Read Level (dBμV)	Antenna Factor (dB/m)	Cable Loss (dB)	Preamp Factor (dB)	Ant Pos (cm)	Table Pos (deg)	Peak Avg. (P/A)	Pol. (H/V)	
802.11ac VHT40 CH 102 5510MHz		11020	43.93	-30.07	74	46.14	37.92	18.43	58.56	100	0	P	H	
		16530	50.7	-17.5	68.2	42	41.82	22.96	56.08	100	0	P	H	
													H	
													H	
			11020	44.32	-29.68	74	46.53	37.92	18.43	58.56	100	0	P	V
			16530	51.01	-17.19	68.2	42.31	41.82	22.96	56.08	100	0	P	V
														V
													V	
Remark	1. No other spurious found. 2. All results are PASS against Peak and Average limit line.													



Band 3 5470~5725MHz
WIFI 802.11ac VHT80 (Band Edge @ 3m)

WIFI Ant. 1+2	Note	Frequency (MHz)	Level (dBμV/m)	Over Limit (dB)	Limit Line (dBμV/m)	Read Level (dBμV)	Antenna Factor (dB/m)	Cable Loss (dB)	Preamp Factor (dB)	Ant Pos (cm)	Table Pos (deg)	Peak Avg. (P/A)	Pol. (H/V)
802.11ac VHT80 CH 122 5610MHz		5457.8	57.17	-16.83	74	44.07	34.83	12.63	34.36	100	305	P	H
		5464.8	58.47	-9.73	68.2	45.37	34.85	12.61	34.36	100	305	P	H
		5454.65	51.98	-2.02	54	38.88	34.83	12.63	34.36	100	305	A	H
	*	5610	106.08	-	-	92.88	35.04	12.56	34.4	100	305	P	H
	*	5610	99.23	-	-	86.03	35.04	12.56	34.4	100	305	A	H
		5727.725	55.23	-12.97	68.2	41.71	35.21	12.73	34.42	100	305	P	H
		5459.55	54.27	-19.73	74	41.17	34.83	12.63	34.36	102	249	P	V
		5467.25	53.55	-14.65	68.2	40.45	34.85	12.61	34.36	102	249	P	V
		5454.65	48.03	-5.97	54	34.93	34.83	12.63	34.36	102	249	A	V
	*	5610	100.85	-	-	87.65	35.04	12.56	34.4	102	249	P	V
	*	5610	95.24	-	-	82.04	35.04	12.56	34.4	102	249	A	V
		5732.975	53.66	-14.54	68.2	40.15	35.21	12.73	34.43	102	249	P	V
Remark	1. No other spurious found. 2. All results are PASS against Peak and Average limit line.												



Band 3 5470~5725MHz
WIFI 802.11ac VHT80 (Harmonic @ 3m)

WIFI Ant. 1+2	Note	Frequency (MHz)	Level (dBμV/m)	Over Limit (dB)	Limit Line (dBμV/m)	Read Level (dBμV)	Antenna Factor (dB/m)	Cable Loss (dB)	Preamp Factor (dB)	Ant Pos (cm)	Table Pos (deg)	Peak Avg. (P/A)	Pol. (H/V)	
802.11ac VHT80 CH 122 5610MHz		11220	45.39	-28.61	74	46.69	38.12	18.62	58.04	100	0	P	H	
		16830	49.79	-18.41	68.2	40.55	42	23.14	55.9	100	0	P	H	
													H	
													H	
			11220	45.63	-28.37	74	46.93	38.12	18.62	58.04	100	0	P	V
			16830	51.3	-16.9	68.2	42.06	42	23.14	55.9	100	0	P	V
														V
														V
Remark	1. No other spurious found. 2. All results are PASS against Peak and Average limit line.													



<TXBF Mode>

Band 1 - 5150~5250MHz

WIFI 802.11ac VHT20 (Band Edge @ 3m)

WIFI Ant.	Note	Frequency	Level	Over Limit	Limit Line	Read Level	Antenna Factor	Cable Loss	Preamp Factor	Ant Pos	Table Pos	Peak Avg.	Pol.	
1+2		(MHz)	(dBμV/m)	(dB)	(dBμV/m)	(dBμV)	(dB/m)	(dB)	(dB)	(cm)	(deg)	(P/A)	(H/V)	
802.11ac VHT20 CH 36 5180MHz		5150	63.38	-10.62	74	51.36	34.41	11.99	34.38	100	316	P	H	
		5148.98	52.63	-1.37	54	40.61	34.41	11.99	34.38	100	316	A	H	
	*	5180	114.83	-	-	102.76	34.46	11.99	34.38	100	316	P	H	
	*	5180	107.29	-	-	95.22	34.46	11.99	34.38	100	316	A	H	
													H	
													H	
			5150	56.49	-17.51	74	44.47	34.41	11.99	34.38	230	284	P	V
			5149.76	48.34	-5.66	54	36.32	34.41	11.99	34.38	230	284	A	V
		*	5180	112.61	-	-	100.54	34.46	11.99	34.38	230	284	P	V
		*	5180	104.61	-	-	92.54	34.46	11.99	34.38	230	284	A	V
													V	
													V	

Remark	1. No other spurious found. 2. All results are PASS against Peak and Average limit line.
---------------	---



Band 1 5150~5250MHz
WIFI 802.11ac VHT20 (Harmonic @ 3m)

WIFI Ant. 1+2	Note	Frequency (MHz)	Level (dBμV/m)	Over Limit (dB)	Limit Line (dBμV/m)	Read Level (dBμV)	Antenna Factor (dB/m)	Cable Loss (dB)	Preamp Factor (dB)	Ant Pos (cm)	Table Pos (deg)	Peak Avg. (P/A)	Pol. (H/V)	
802.11ac VHT20 CH 36 5180MHz		10360	51.43	-16.77	68.2	55.72	37.19	17.83	59.31			P	H	
		15540	58.84	-15.16	74	53.12	40.43	22.16	56.87	100	32	P	H	
		15540	48.54	-5.46	54	42.82	40.43	22.16	56.87	100	32	A	H	
													H	
			10360	51.59	-16.61	68.2	55.88	37.19	17.83	59.31	100	0	P	V
			15540	50.62	-23.38	74	44.9	40.43	22.16	56.87	100	0	P	V
														V
Remark	1. No other spurious found. 2. All results are PASS against Peak and Average limit line.													



Band 1 5150~5250MHz
WIFI 802.11ac VHT40 (Band Edge @ 3m)

WIFI Ant. 1+2	Note	Frequency (MHz)	Level (dBμV/m)	Over Limit (dB)	Limit Line (dBμV/m)	Read Level (dBμV)	Antenna Factor (dB/m)	Cable Loss (dB)	Preamp Factor (dB)	Ant Pos (cm)	Table Pos (deg)	Peak Avg. (P/A)	Pol. (H/V)
802.11ac VHT40 CH 46 5230MHz		5149.76	62.16	-11.84	74	50.14	34.41	11.99	34.38	107	300	P	H
		5150	50.77	-3.23	54	38.75	34.41	11.99	34.38	107	300	A	H
	*	5230	113.16	-	-	100.85	34.53	12.16	34.38	107	300	P	H
	*	5230	106.33	-	-	94.02	34.53	12.16	34.38	107	300	A	H
		5384.12	56.17	-17.83	74	43.15	34.74	12.65	34.37	107	300	P	H
		5350.8	46.67	-7.33	54	33.82	34.69	12.53	34.37	107	300	A	H
		5146.9	57.63	-16.37	74	45.61	34.41	11.99	34.38	370	283	P	V
		5149.76	48.75	-5.25	54	36.73	34.41	11.99	34.38	370	283	A	V
	*	5230	108.55	-	-	96.24	34.53	12.16	34.38	370	283	P	V
	*	5230	102.17	-	-	89.86	34.53	12.16	34.38	370	283	A	V
		5352.76	53.84	-20.16	74	40.99	34.69	12.53	34.37	370	283	P	V
	5356.4	44.01	-9.99	54	31.16	34.69	12.53	34.37	370	283	A	V	
Remark	1. No other spurious found. 2. All results are PASS against Peak and Average limit line.												



Band 1 5150~5250MHz

WIFI 802.11ac VHT40 (Harmonic @ 3m)

WIFI Ant. 1+2	Note	Frequency (MHz)	Level (dBμV/m)	Over Limit (dB)	Limit Line (dBμV/m)	Read Level (dBμV)	Antenna Factor (dB/m)	Cable Loss (dB)	Preamp Factor (dB)	Ant Pos (cm)	Table Pos (deg)	Peak Avg. (P/A)	Pol. (H/V)	
802.11ac VHT40 CH 46 5230MHz		10460	47.97	-20.23	68.2	52.04	37.26	17.91	59.24	100	0	P	H	
		15690	54.67	-19.33	74	48.54	40.55	22.33	56.75	100	34	P	H	
		15690	45.83	-8.17	54	39.7	40.55	22.33	56.75	100	34	A	H	
													H	
			10460	48.64	-19.56	68.2	52.71	37.26	17.91	59.24	100	0	P	V
			15690	47.75	-26.25	74	41.62	40.55	22.33	56.75	100	0	P	V
														V
Remark	1. No other spurious found. 2. All results are PASS against Peak and Average limit line.													



Band 1 5150~5250MHz
WIFI 802.11ac VHT80 (Band Edge @ 3m)

WIFI Ant. 1+2	Note	Frequency (MHz)	Level (dBμV/m)	Over Limit (dB)	Limit Line (dBμV/m)	Read Level (dBμV)	Antenna Factor (dB/m)	Cable Loss (dB)	Preamp Factor (dB)	Ant Pos (cm)	Table Pos (deg)	Peak Avg. (P/A)	Pol. (H/V)
802.11ac VHT80 CH 42 5210MHz		5147.94	62	-12	74	49.98	34.41	11.99	34.38	100	314	P	H
		5150	52.37	-1.63	54	40.35	34.41	11.99	34.38	100	314	P	H
	*	5210	102.38	-	-	90.22	34.5	12.04	34.38	100	314	P	H
	*	5210	94.37	-	-	82.21	34.5	12.04	34.38	100	314	A	H
		5433.96	53.6	-20.4	74	40.52	34.81	12.63	34.36	100	314	P	H
		5351.08	43.6	-10.4	54	30.75	34.69	12.53	34.37	100	314	A	H
		5141.96	56.47	-17.53	74	44.45	34.41	11.99	34.38	103	270	P	V
		5139.88	47.91	-6.09	54	35.93	34.41	11.95	34.38	103	270	A	V
	*	5210	96.65	-	-	84.49	34.5	12.04	34.38	103	270	P	V
	*	5210	89.93	-	-	77.77	34.5	12.04	34.38	103	270	A	V
		5382.72	53.22	-20.78	74	40.2	34.74	12.65	34.37	103	270	P	V
	5447.96	42.93	-11.07	54	29.83	34.83	12.63	34.36	103	270	A	V	
Remark	1. No other spurious found. 2. All results are PASS against Peak and Average limit line.												



Band 1 5150~5250MHz

WIFI 802.11ac VHT80 (Harmonic @ 3m)

WIFI Ant. 1+2	Note	Frequency (MHz)	Level (dBμV/m)	Over Limit (dB)	Limit Line (dBμV/m)	Read Level (dBμV)	Antenna Factor (dB/m)	Cable Loss (dB)	Preamp Factor (dB)	Ant Pos (cm)	Table Pos (deg)	Peak Avg. (P/A)	Pol. (H/V)	
802.11ac VHT80 CH 42 5210MHz		10420	44.71	-23.49	68.2	48.88	37.23	17.87	59.27	100	0	P	H	
		15630	47.61	-26.39	74	41.6	40.51	22.29	56.79	100	0	P	H	
													H	
													H	
			10420	44.6	-23.6	68.2	48.77	37.23	17.87	59.27	100	0	P	V
			15630	46.76	-27.24	74	40.75	40.51	22.29	56.79	100	0	P	V
														V
														V
Remark	1. No other spurious found. 2. All results are PASS against Peak and Average limit line.													



Band 2 - 5250~5350MHz

WIFI 802.11ac VHT20 (Band Edge @ 3m)

WIFI	Note	Frequency	Level	Over	Limit	Read	Antenna	Cable	Preamp	Ant	Table	Peak	Pol.	
Ant.				Limit	Line	Level	Factor	Loss	Factor	Pos	Pos	Avg.		
1+2		(MHz)	(dBμV/m)	(dB)	(dBμV/m)	(dBμV)	(dB/m)	(dB)	(dB)	(cm)	(deg)	(P/A)	(H/V)	
802.11ac VHT20 CH 64 5320MHz	*	5320	116.33	-	-	103.65	34.64	12.41	34.37	239	320	P	H	
	*	5320	109.45	-	-	96.77	34.64	12.41	34.37	239	320	A	H	
		5353.76	59.76	-14.24	74	46.91	34.69	12.53	34.37	239	320	P	H	
		5350.24	51.08	-2.92	54	38.23	34.69	12.53	34.37	239	320	A	H	
													H	
														H
	*	5320	110.87	-	-	98.19	34.64	12.41	34.37	220	267	P	V	
	*	5320	104.71	-	-	92.03	34.64	12.41	34.37	220	267	A	V	
		5352.96	55.24	-18.76	74	42.39	34.69	12.53	34.37	220	267	P	V	
		5350.08	47.7	-6.3	54	34.85	34.69	12.53	34.37	220	267	A	V	
														V
														V
Remark	1. No other spurious found. 2. All results are PASS against Peak and Average limit line.													



Band 2 5250~5350MHz
WIFI 802.11ac VHT20 (Harmonic @ 3m)

WIFI Ant. 1+2	Note	Frequency (MHz)	Level (dBμV/m)	Over Limit (dB)	Limit Line (dBμV/m)	Read Level (dBμV)	Antenna Factor (dB/m)	Cable Loss (dB)	Preamp Factor (dB)	Ant Pos (cm)	Table Pos (deg)	Peak Avg. (P/A)	Pol. (H/V)	
802.11ac VHT20 CH 64 5320MHz		10640	47.71	-26.29	74	51.18	37.47	18.09	59.03	100	0	P	H	
		15960	57.08	-16.92	74	50.23	40.77	22.61	56.53	100	33	P	H	
		15960	46.15	-7.85	54	39.3	40.77	22.61	56.53	100	33	A	H	
													H	
			10640	46.59	-27.41	74	50.06	37.47	18.09	59.03	100	0	P	V
			15960	50.12	-23.88	74	43.27	40.77	22.61	56.53	100	0	P	V
														V
Remark	1. No other spurious found. 2. All results are PASS against Peak and Average limit line.													



Band 2 5250~5350MHz
WIFI 802.11ac VHT40 (Band Edge @ 3m)

Table with 14 columns: WIFI Ant. 1+2, Note, Frequency (MHz), Level (dBµV/m), Over Limit (dB), Limit Line (dBµV/m), Read Level (dBµV), Antenna Factor (dB/m), Cable Loss (dB), Preamp Factor (dB), Ant Pos (cm), Table Pos (deg), Peak Avg. (P/A), Pol. (H/V). Rows include test data for 802.11ac VHT40 CH 62 5310MHz and a Remark section.



Band 2 5250~5350MHz

WIFI 802.11ac VHT40 (Harmonic @ 3m)

WIFI Ant. 1+2	Note	Frequency (MHz)	Level (dBμV/m)	Over Limit (dB)	Limit Line (dBμV/m)	Read Level (dBμV)	Antenna Factor (dB/m)	Cable Loss (dB)	Preamp Factor (dB)	Ant Pos (cm)	Table Pos (deg)	Peak Avg. (P/A)	Pol. (H/V)	
802.11ac VHT40 CH 62 5310MHz		10620	44.1	-29.9	74	47.66	37.44	18.06	59.06	100	0	P	H	
		15930	47.72	-26.28	74	40.97	40.74	22.57	56.56	100	0	P	H	
													H	
													H	
			10620	44.97	-29.03	74	48.53	37.44	18.06	59.06	100	0	P	V
			15930	47.73	-26.27	74	40.98	40.74	22.57	56.56	100	0	P	V
														V
													V	
Remark	1. No other spurious found. 2. All results are PASS against Peak and Average limit line.													



Band 2 5250~5350MHz
WIFI 802.11ac VHT80 (Band Edge @ 3m)

WIFI Ant. 1+2	Note	Frequency (MHz)	Level (dBμV/m)	Over Limit (dB)	Limit Line (dBμV/m)	Read Level (dBμV)	Antenna Factor (dB/m)	Cable Loss (dB)	Preamp Factor (dB)	Ant Pos (cm)	Table Pos (deg)	Peak Avg. (P/A)	Pol. (H/V)
802.11ac VHT80 CH 58 5290MHz		5113.05	52.42	-21.58	74	40.49	34.36	11.95	34.38	100	301	P	H
		5149.8	43.68	-10.32	54	31.66	34.41	11.99	34.38	100	301	A	H
	*	5290	105.28	-	-	92.77	34.6	12.28	34.37	100	301	P	H
	*	5290	96.18	-	-	83.67	34.6	12.28	34.37	100	301	A	H
		5354.64	60.58	-13.42	74	47.73	34.69	12.53	34.37	100	301	P	H
		5350.08	51.51	-2.49	54	38.66	34.69	12.53	34.37	100	301	A	H
		5015.75	51.68	-22.32	74	40.04	34.22	11.81	34.39	229	275	P	V
		5146.65	42.4	-11.6	54	30.38	34.41	11.99	34.38	229	275	A	V
	*	5290	100.46	-	-	87.95	34.6	12.28	34.37	229	275	P	V
	*	5290	94.22	-	-	81.71	34.6	12.28	34.37	229	275	A	V
		5354.88	53.83	-20.17	74	40.98	34.69	12.53	34.37	229	275	P	V
	5351.28	44.79	-9.21	54	31.94	34.69	12.53	34.37	229	275	A	V	
Remark	1. No other spurious found. 2. All results are PASS against Peak and Average limit line.												



Band 2 5250~5350MHz

WIFI 802.11ac VHT80 (Harmonic @ 3m)

WIFI Ant. 1+2	Note	Frequency (MHz)	Level (dBμV/m)	Over Limit (dB)	Limit Line (dBμV/m)	Read Level (dBμV)	Antenna Factor (dB/m)	Cable Loss (dB)	Preamp Factor (dB)	Ant Pos (cm)	Table Pos (deg)	Peak Avg. (P/A)	Pol. (H/V)	
802.11ac VHT80 CH 58 5290MHz		10580	44.58	-23.62	68.2	48.26	37.4	18.02	59.1	100	0	P	H	
		15870	49.03	-24.97	74	42.4	40.7	22.53	56.6	100	0	P	H	
													H	
													H	
			10580	44.22	-23.98	68.2	47.9	37.4	18.02	59.1	100	0	P	V
			15870	49.06	-24.94	74	42.43	40.7	22.53	56.6	100	0	P	V
														V
Remark	1. No other spurious found. 2. All results are PASS against Peak and Average limit line.													



Band 3 - 5470~5725MHz

WIFI 802.11ac VHT20 (Band Edge @ 3m)

WIFI	Note	Frequency	Level	Over	Limit	Read	Antenna	Cable	Preamp	Ant	Table	Peak	Pol.
Ant.				Limit	Line	Level	Factor	Loss	Factor	Pos	Pos	Avg.	
1+2		(MHz)	(dBμV/m)	(dB)	(dBμV/m)	(dBμV)	(dB/m)	(dB)	(dB)	(cm)	(deg)	(P/A)	(H/V)
802.11ac VHT20 CH 140 5700MHz	*	5700	113.55	-	-	100.13	35.17	12.67	34.42	100	304	P	H
	*	5700	107.08	-	-	93.66	35.17	12.67	34.42	100	304	A	H
		5725.24	64.74	-3.46	68.2	51.22	35.21	12.73	34.42	100	304	P	H
													H
													H
													H
	*	5700	109.67	-	-	96.25	35.17	12.67	34.42	373	267	P	V
	*	5700	101.09	-	-	87.67	35.17	12.67	34.42	373	267	A	V
		5725.24	57.69	-10.51	68.2	44.17	35.21	12.73	34.42	373	267	P	V
													V
												V	
												V	
Remark	1. No other spurious found. 2. All results are PASS against Peak and Average limit line.												



Band 3 - 5470~5725MHz
WIFI 802.11ac VHT20 (Harmonic @ 3m)

WIFI Ant. 1+2	Note	Frequency (MHz)	Level (dBμV/m)	Over Limit (dB)	Limit Line (dBμV/m)	Read Level (dBμV)	Antenna Factor (dB/m)	Cable Loss (dB)	Preamp Factor (dB)	Ant Pos (cm)	Table Pos (deg)	Peak Avg. (P/A)	Pol. (H/V)	
802.11ac VHT20 CH 140 5700MHz		11400	45.34	-28.66	74	45.8	38.3	18.8	57.56	100	0	P	H	
		17100	58.29	-9.91	68.2	48.85	41.96	23.28	55.8	100	0	P	H	
													H	
													H	
			11400	44.46	-29.54	74	44.92	38.3	18.8	57.56	100	0	P	V
			17100	50.69	-17.51	68.2	41.25	41.96	23.28	55.8	100	0	P	V
														V
													V	
Remark	1. No other spurious found. 2. All results are PASS against Peak and Average limit line.													



Band 3 - 5470~5725MHz
WIFI 802.11ac VHT40 (Band Edge @ 3m)

WIFI Ant. 1+2	Note	Frequency (MHz)	Level (dBμV/m)	Over Limit (dB)	Limit Line (dBμV/m)	Read Level (dBμV)	Antenna Factor (dB/m)	Cable Loss (dB)	Preamp Factor (dB)	Ant Pos (cm)	Table Pos (deg)	Peak Avg. (P/A)	Pol. (H/V)
802.11ac VHT40 CH 110 5550MHz		5458.24	63.1	-10.9	74	50	34.83	12.63	34.36	100	308	P	H
		5465.44	65.05	-3.15	68.2	51.95	34.85	12.61	34.36	100	308	P	H
		5459.44	52.23	-1.77	54	39.13	34.83	12.63	34.36	100	308	A	H
	*	5550	114.8	-	-	101.62	34.97	12.58	34.37	100	308	P	H
	*	5550	107.18	-	-	94	34.97	12.58	34.37	100	308	A	H
		5726.57	54.38	-13.82	68.2	40.86	35.21	12.73	34.42	100	308	P	H
		5450.32	57.85	-16.15	74	44.75	34.83	12.63	34.36	377	285	P	V
		5465.44	58.95	-9.25	68.2	45.85	34.85	12.61	34.36	377	285	P	V
		5459.92	48.06	-5.94	54	34.96	34.83	12.63	34.36	377	285	A	V
	*	5550	110.36	-	-	97.18	34.97	12.58	34.37	377	285	P	V
	*	5550	103.43	-	-	90.25	34.97	12.58	34.37	377	285	A	V
		5756.81	54.06	-14.14	68.2	40.45	35.26	12.79	34.44	377	285	P	V
Remark	1. No other spurious found. 2. All results are PASS against Peak and Average limit line.												



Band 3 - 5470~5725MHz
WIFI 802.11ac VHT40 (Harmonic @ 3m)

WIFI Ant. 1+2	Note	Frequency (MHz)	Level (dBμV/m)	Over Limit (dB)	Limit Line (dBμV/m)	Read Level (dBμV)	Antenna Factor (dB/m)	Cable Loss (dB)	Preamp Factor (dB)	Ant Pos (cm)	Table Pos (deg)	Peak Avg. (P/A)	Pol. (H/V)	
802.11ac VHT40 CH 110 5550MHz		11100	45.8	-28.2	74	47.64	38	18.5	58.34	100	0	P	H	
		16650	56.99	-11.21	68.2	48.08	41.89	23.03	56.01	100	0	P	H	
													H	
													H	
			11100	45.59	-28.41	74	47.43	38	18.5	58.34	100	0	P	V
			16650	55.2	-13	68.2	46.29	41.89	23.03	56.01	100	0	P	V
														V
													V	
Remark	1. No other spurious found. 2. All results are PASS against Peak and Average limit line.													



Band 3 5470~5725MHz
WIFI 802.11ac VHT80 (Band Edge @ 3m)

WIFI Ant. 1+2	Note	Frequency (MHz)	Level (dBμV/m)	Over Limit (dB)	Limit Line (dBμV/m)	Read Level (dBμV)	Antenna Factor (dB/m)	Cable Loss (dB)	Preamp Factor (dB)	Ant Pos (cm)	Table Pos (deg)	Peak Avg. (P/A)	Pol. (H/V)
802.11ac VHT80 CH 106 5530MHz		5457.76	61.68	-12.32	74	48.58	34.83	12.63	34.36	100	315	P	H
		5469.28	61.23	-6.97	68.2	48.13	34.85	12.61	34.36	100	315	P	H
		5459.2	52.04	-1.96	54	38.94	34.83	12.63	34.36	100	315	A	H
	*	5530	103.09	-	-	89.95	34.92	12.59	34.37	100	315	P	H
	*	5530	94.2	-	-	81.06	34.92	12.59	34.37	100	315	A	H
		5732.87	54.17	-14.03	68.2	40.66	35.21	12.73	34.43	100	315	P	H
		5457.28	57.27	-16.73	74	44.17	34.83	12.63	34.36	100	249	P	V
		5461.6	57.17	-11.03	68.2	44.09	34.83	12.61	34.36	100	249	P	V
		5457.52	47.67	-6.33	54	34.57	34.83	12.63	34.36	100	249	A	V
	*	5530	94.25	-	-	81.11	34.92	12.59	34.37	100	249	P	V
*	5530	86.71	-	-	73.57	34.92	12.59	34.37	100	249	A	V	
		5727.83	53.64	-14.56	68.2	40.12	35.21	12.73	34.42	100	249	P	V
Remark	1. No other spurious found. 2. All results are PASS against Peak and Average limit line.												



Band 3 5470~5725MHz

WIFI 802.11ac VHT80 (Harmonic @ 3m)

WIFI Ant. 1+2	Note	Frequency (MHz)	Level (dBμV/m)	Over Limit (dB)	Limit Line (dBμV/m)	Read Level (dBμV)	Antenna Factor (dB/m)	Cable Loss (dB)	Preamp Factor (dB)	Ant Pos (cm)	Table Pos (deg)	Peak Avg. (P/A)	Pol. (H/V)	
802.11ac VHT80 CH 106 5530MHz		11060	45.81	-28.19	74	47.8	37.97	18.47	58.43	100	0	P	H	
		16590	49.69	-18.51	68.2	40.89	41.85	23	56.05	100	0	P	H	
													H	
													H	
			11060	44.76	-29.24	74	46.75	37.97	18.47	58.43	100	0	P	V
			16590	48.71	-19.49	68.2	39.91	41.85	23	56.05	100	0	P	V
														V
														V
Remark	1. No other spurious found. 2. All results are PASS against Peak and Average limit line.													



Note symbol

*	Fundamental Frequency which can be ignored. However, the level of any unwanted emissions shall not exceed the level of the fundamental frequency.
!	Test result is over limit line.
P/A	Peak or Average
H/V	Horizontal or Vertical



A calculation example for radiated spurious emission is shown as below:

WIFI	Note	Frequency	Level	Over	Limit	Read	Antenna	Cable	Preamp	Ant	Table	Peak	Pol.
Ant.				Limit	Line	Level	Factor	Loss	Factor	Pos	Pos	Avg.	
1+2		(MHz)	(dBμV/m)	(dB)	(dBμV/m)	(dBμV)	(dB/m)	(dB)	(dB)	(cm)	(deg)	(P/A)	(H/V)
802.11b		2390	55.45	-18.55	74	54.51	32.22	4.58	35.86	103	308	P	H
CH 01													
2412MHz		2390	43.54	-10.46	54	42.6	32.22	4.58	35.86	103	308	A	H

1. Level(dBμV/m) =

Antenna Factor(dB/m) + Cable Loss(dB) + Read Level(dBμV) - Preamp Factor(dB)

2. Over Limit(dB) = Level(dBμV/m) – Limit Line(dBμV/m)

For Peak Limit @ 2390MHz:

1. Level(dBμV/m)

= Antenna Factor(dB/m) + Cable Loss(dB) + Read Level(dBμV) - Preamp Factor(dB)

= 32.22(dB/m) + 4.58(dB) + 54.51(dBμV) – 35.86 (dB)

= 55.45 (dBμV/m)

2. Over Limit(dB)

= Level(dBμV/m) – Limit Line(dBμV/m)

= 55.45(dBμV/m) – 74(dBμV/m)

= -18.55(dB)

For Average Limit @ 2390MHz:

1. Level(dBμV/m)

= Antenna Factor(dB/m) + Cable Loss(dB) + Read Level(dBμV) - Preamp Factor(dB)

= 32.22(dB/m) + 4.58(dB) + 42.6(dBμV) – 35.86 (dB)

= 43.54 (dBμV/m)

2. Over Limit(dB)

= Level(dBμV/m) – Limit Line(dBμV/m)

= 43.54(dBμV/m) – 54(dBμV/m)

= -10.46(dB)

Both peak and average measured complies with the limit line, so test result is “PASS”.



Appendix B. Radiated Spurious Emission

Test Engineer :	Jesse Wang	Temperature :	23~27°C
		Relative Humidity :	55~58%

Note symbol

-L	Low channel location
-R	High channel location



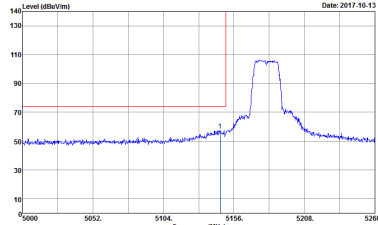
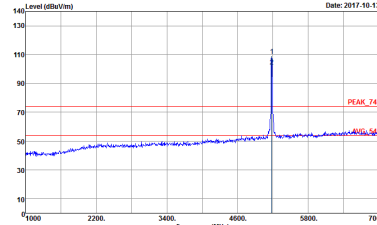
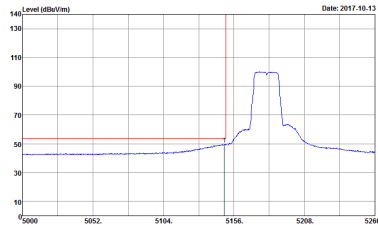
<CDD Mode>

Band 1 - 5150~5250MHz

WIFI 802.11ac VHT20 (Band Edge @ 3m)

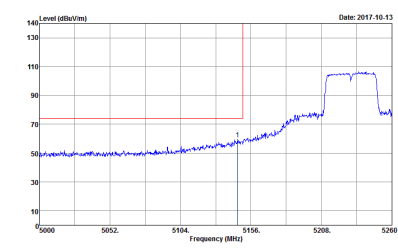
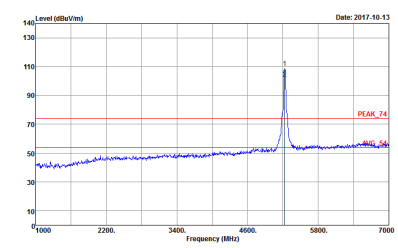
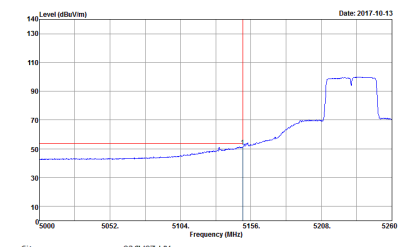
WIFI	Band 1 5150~5250MHz Band Edge @ 3m	
ANT	802.11ac VHT20 CH36 5180MHz	
1	Horizontal	Fundamental
Peak	<p>Site : 03CH07-HY Condition : PEAK_BE_74 3m HF_ANT_00075962 HORIZONTAL : RBW:1000.000KHz VBW:3000.000KHz SWT:Auto Detector : Peak Project : 790120-02 Mode : 13 Power Setting : 16.5</p>	<p>Site : 03CH07-HY Condition : PEAK_74 3m HF_ANT_00075962 HORIZONTAL : RBW:1000.000KHz VBW:3000.000KHz SWT:Auto Detector : Peak Project : 790120-02 Mode : 13 Power Setting : 16.5</p>
Avg.	<p>Site : 03CH07-HY Condition : AVG_BE_54 3m HF_ANT_00075962 HORIZONTAL : RBW:1000.000KHz VBW:3000KHz SWT:Auto Detector : Peak Project : 790120-02 Mode : 13 Power Setting : 16.5</p>	Left blank



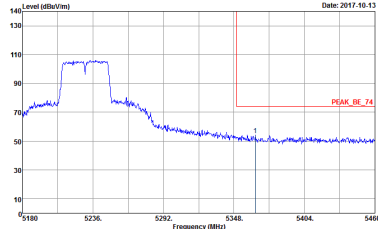
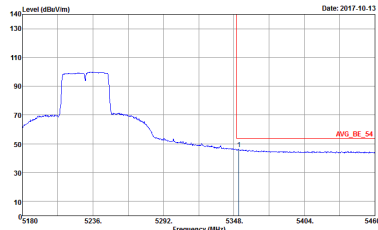
WIFI	Band 1 5150~5250MHz Band Edge @ 3m	
ANT	802.11ac VHT20 CH36 5180MHz	
1	Vertical	Fundamental
Peak	 <p>Site : 03CH07-HY Condition : PEAK_BE_74 3m HF_ANT_00075962 VERTICAL RBW:1000.000KHz VBW:3000.000KHz SWT:Auto Detector : Peak Project : 790120-02 Mode : 13 Power Setting : 16.5</p>	 <p>Site : 03CH07-HY Condition : PEAK_74 3m HF_ANT_00075962 VERTICAL RBW:1000.000KHz VBW:3000.000KHz SWT:Auto Detector : Peak Project : 790120-02 Mode : 13 Power Setting : 16.5</p>
Avg.	 <p>Site : 03CH07-HY Condition : AVG_BE_54 3m HF_ANT_00075962 VERTICAL RBW:1000.000KHz VBW:3.000KHz SWT:Auto Detector : Peak Project : 790120-02 Mode : 13 Power Setting : 16.5</p>	Left blank



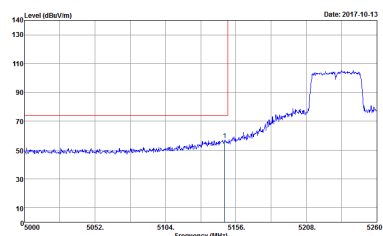
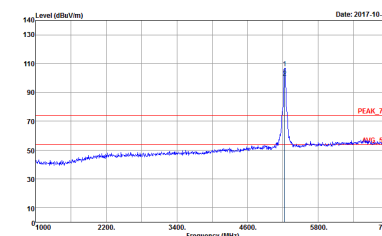
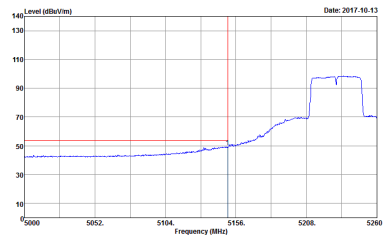
**Band 1 5150~5250MHz
WIFI 802.11ac VHT40 (Band Edge @ 3m)**

WIFI	Band 1 5150~5250MHz Band Edge @ 3m	
ANT	802.11ac VHT40 CH46 5230MHz - L	
1	Horizontal	Fundamental
Peak	 <p>Site : 03CH07-HY Condition : PEAK_BE_74 3m HF_ANT_00075962 HORIZONTAL Detector : RBW:3000.000kHz VBW:3000.000kHz SWT:Auto Peak : Project : 790120-02 Mode : 17 Power Setting : 17</p>	 <p>Site : 03CH07-HY Condition : PEAK_74 3m HF_ANT_00075962 HORIZONTAL Detector : RBW:1000.000kHz VBW:3000.000kHz SWT:Auto Peak : Project : 790120-02 Mode : 17 Power Setting : 17</p>
Avg.	 <p>Site : 03CH07-HY Condition : AVG_BE_54 3m HF_ANT_00075962 HORIZONTAL Detector : RBW:1000.000kHz VBW:3.000kHz SWT:Auto Peak : Project : 790120-02 Mode : 17 Power Setting : 17</p>	Left blank

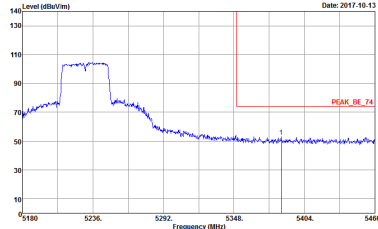
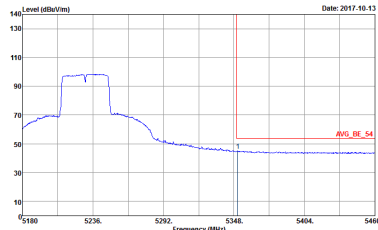


WIFI	Band 1 5150~5250MHz Band Edge @ 3m	
ANT	802.11ac VHT40 CH46 5230MHz - R	
1	Horizontal	Fundamental
<p>Peak</p>	 <p>Site : 03CH07-HY Condition : PEAK_BE_74 3m HF_ANT_00075962 HORIZONTAL RBW:1000.000kHz VBW:3000.000kHz SWF:Auto Detector : Peak Project : 790120-02 Mode : 17 Power Setting : 17</p>	<p>Left blank</p>
<p>Avg.</p>	 <p>Site : 03CH07-HY Condition : AVG_BE_54 3m HF_ANT_00075962 HORIZONTAL RBW:1000.000kHz VBW:3.000kHz SWF:Auto Detector : Peak Project : 790120-02 Mode : 17 Power Setting : 17</p>	<p>Left blank</p>



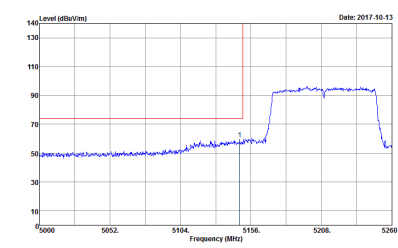
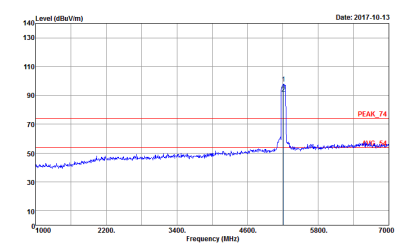
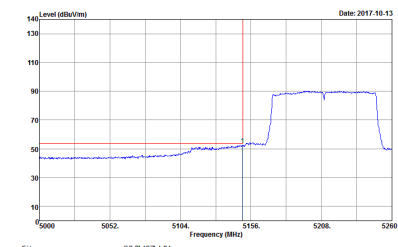
WIFI	Band 1 5150~5250MHz Band Edge @ 3m	
ANT	802.11ac VHT40 CH46 5230MHz - L	
1	Vertical	Fundamental
Peak	 <p>Site : 03CH07-HY Condition : PEAK_BE_74 3m HF_ANT_00075962 VERTICAL Detector : Peak Project : 790120-02 Mode : 17 Power Setting : 17</p>	 <p>Site : 03CH07-HY Condition : PEAK_74 3m HF_ANT_00075962 VERTICAL Detector : Peak Project : 790120-02 Mode : 17 Power Setting : 17</p>
Avg.	 <p>Site : 03CH07-HY Condition : AVG_BE_54 3m HF_ANT_00075962 VERTICAL Detector : Peak Project : 790120-02 Mode : 17 Power Setting : 17</p>	Left blank



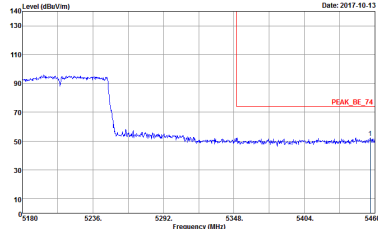
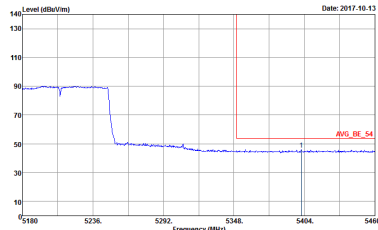
WIFI	Band 1 5150~5250MHz Band Edge @ 3m	
ANT	802.11ac VHT40 CH46 5230MHz - R	
1	Vertical	Fundamental
Peak	 <p>Site : 03CH07-HY Condition : PEAK_BE_74 3m HF_ANT_00075962 VERTICAL : RBW:1000.000kHz VBW:3000.000kHz SWF:Auto Detector : Peak Project : 790120-02 Mode : 17 Power Setting : 17</p>	Left blank
Avg.	 <p>Site : 03CH07-HY Condition : AVG_BE_54 3m HF_ANT_00075962 VERTICAL : RBW:1000.000kHz VBW:3.000kHz SWF:Auto Detector : Peak Project : 790120-02 Mode : 17 Power Setting : 17</p>	Left blank



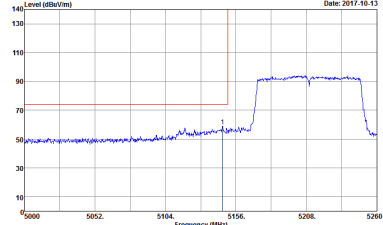
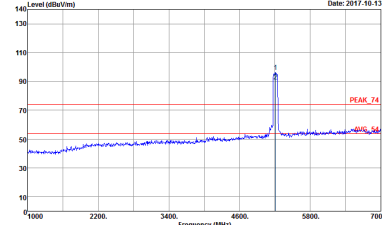
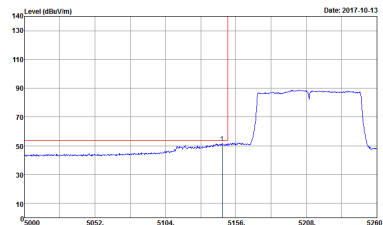
**Band 1 5150~5250MHz
WIFI 802.11ac VHT80 (Band Edge @ 3m)**

WIFI	Band 1 5150~5250MHz Band Edge @ 3m	
ANT	802.11ac VHT80 CH42 5210MHz - L	
1	Horizontal	Fundamental
Peak	 <p>Site : 03CH07-HY Condition : PEAK_BE_74 3m HF_ANT_00075962 HORIZONTAL Detector : RBW:3000.000KHz VBW:3000.000KHz SWT:Auto Peak : Project : 790120-02 Mode : Z1 Power Setting : 9</p>	 <p>Site : 03CH07-HY Condition : PEAK_74 3m HF_ANT_00075962 HORIZONTAL Detector : RBW:1000.000KHz VBW:3000.000KHz SWT:Auto Peak : Project : 790120-02 Mode : Z1 Power Setting : 9</p>
Avg.	 <p>Site : 03CH07-HY Condition : AVG_BE_54 3m HF_ANT_00075962 HORIZONTAL Detector : RBW:1000.000KHz VBW:10.000KHz SWT:Auto Peak : Project : 790120-02 Mode : Z1 Power Setting : 9</p>	Left blank

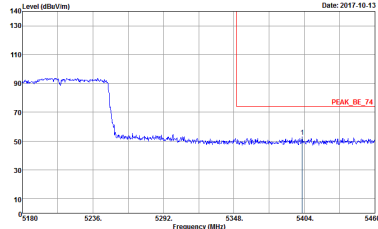
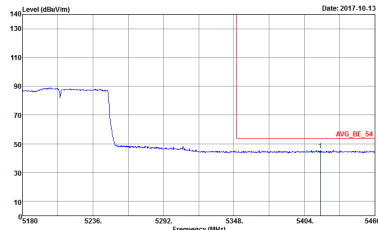


WIFI	Band 1 5150~5250MHz Band Edge @ 3m	
ANT	802.11ac VHT80 CH42 5210MHz - R	
1	Horizontal	Fundamental
Peak	 <p>Site : 03CH07-HY Condition : PEAK_BE_74 3m HF_ANT_00075962 HORIZONTAL RBW:1000.000kHz VBW:3000.000kHz SWT:Auto Detector : Peak Project : 790120-02 Mode : Z1 Power Setting : 9</p>	Left blank
Avg.	 <p>Site : 03CH07-HY Condition : AVG_BE_54 3m HF_ANT_00075962 HORIZONTAL RBW:1000.000kHz VBW:10.000kHz SWT:Auto Detector : Peak Project : 790120-02 Mode : Z1 Power Setting : 9</p>	Left blank



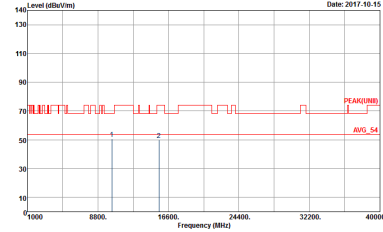
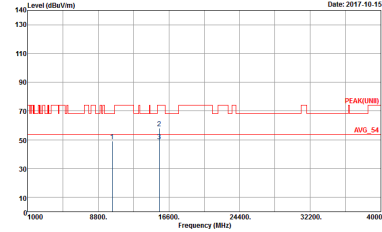
WIFI	Band 1 5150~5250MHz Band Edge @ 3m	
ANT	802.11ac VHT80 CH42 5210MHz - L	
1	Vertical	Fundamental
Peak	 <p>Site : 03CH07-HY Condition : PEAK_BE_74 3m HF_ANT_00075962 VERTICAL Detector : Peak Project : 790120-02 Mode : 21 Power Setting : 9</p>	 <p>Site : 03CH07-HY Condition : PEAK_74 3m HF_ANT_00075962 VERTICAL Detector : Peak Project : 790120-02 Mode : 21 Power Setting : 9</p>
Avg.	 <p>Site : 03CH07-HY Condition : AVG_BE_54 3m HF_ANT_00075962 VERTICAL Detector : Peak Project : 790120-02 Mode : 21 Power Setting : 9</p>	Left blank



WIFI	Band 1 5150~5250MHz Band Edge @ 3m	
ANT	802.11ac VHT80 CH42 5210MHz - R	
1	Vertical	Fundamental
Peak	 <p>Site : 03CH07-HY Condition : PEAK_BE_74 3m HF_ANT_00075962 VERTICAL RBW:1000.000kHz VBW:3000.000kHz SWT:Auto Detector : Peak Project : 790120-02 Mode : Z1 Power Setting : 9</p>	Left blank
Avg.	 <p>Site : 03CH07-HY Condition : AVG_BE_54 3m HF_ANT_00075962 VERTICAL RBW:1000.000kHz VBW:10.000kHz SWT:Auto Detector : Peak Project : 790120-02 Mode : Z1 Power Setting : 9</p>	Left blank



Band 1 - 5150~5250MHz
WIFI 802.11ac VHT20 (Harmonic @ 3m)

WIFI	Band 1 5150~5250MHz Harmonic @ 3m	
ANT	802.11ac VHT20 CH36 5180MHz	
1	Horizontal	Vertical
<p>Peak</p> <p>Avg.</p>	 <p>Site : 03CH07-11Y Condition : PEAK(LINII) 3m SHF-EHF_131029 HORIZONTAL Detector : Peak Project : 790120-02 Mode : 13 Power Setting : 16.5</p>	 <p>Site : 03CH07-11Y Condition : PEAK(LINII) 3m SHF-EHF_131029 VERTICAL Detector : Peak Project : 790120-02 Mode : 13 Power Setting : 16.5</p>



**Band 1 5150~5250MHz
WIFI 802.11ac VHT40 (Harmonic @ 3m)**

WIFI	Band 1 5150~5250MHz Harmonic @ 3m	
ANT	802.11ac VHT40 CH46 5230MHz	
1	Horizontal	Vertical
Peak Avg.	<p>Site : 03CH07-HY Condition : PEAK(UNII) 3m SHF-EHF_131029 HORIZONTAL Detector : Peak Project : 790120-02 Mode : 17 Power Setting : 17</p>	<p>Site : 03CH07-HY Condition : PEAK(UNII) 3m SHF-EHF_131029 VERTICAL Detector : Peak Project : 790120-02 Mode : 17 Power Setting : 17</p>

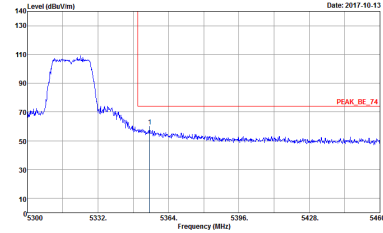
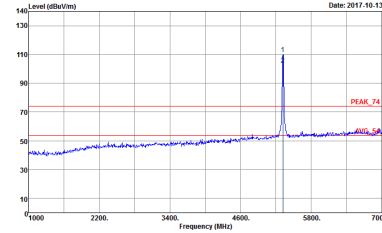
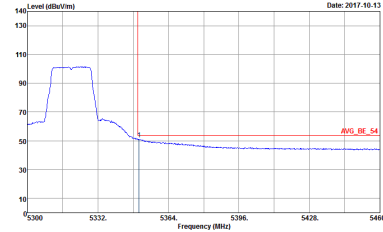


**Band 1 5150~5250MHz
WIFI 802.11ac VHT80 (Harmonic @ 3m)**

WIFI	Band 1 5150~5250MHz Harmonic @ 3m	
ANT	802.11ac VHT80 CH42 5210MHz	
1	Horizontal	Vertical
Peak Avg.	<p>Site : 03CH07-HY Condition : PEAK(UNII) 3m SHF-EHF_131029 HORIZONTAL Detector : Peak Project : 790120-02 Mode : 21 Power Setting : -9</p>	<p>Site : 03CH07-HY Condition : PEAK(UNII) 3m SHF-EHF_131029 VERTICAL Detector : Peak Project : 790120-02 Mode : 21 Power Setting : -9</p>



Band 2 - 5250~5350MHz
WIFI 802.11ac VHT20 (Band Edge @ 3m)

WIFI	Band 2 5250~5350MHz Band Edge @ 3m	
ANT	802.11ac VHT20 CH64 5320MHz	
1	Horizontal	Fundamental
Peak	 <p>Site : 03CH07-HY Condition : PEAK_BE_74 3m HF_ANT_00075962 HORIZONTAL RBW:1000.000KHz VBW:3000.000KHz SWT:Auto Detector : Peak Project : 790120-02 Mode : 14 Power Setting : 16.5</p>	 <p>Site : 03CH07-HY Condition : PEAK_74 3m HF_ANT_00075962 HORIZONTAL RBW:1000.000KHz VBW:3000.000KHz SWT:Auto Detector : Peak Project : 790120-02 Mode : 14 Power Setting : 16.5</p>
Avg.	 <p>Site : 03CH07-HY Condition : AVG_BE_54 3m HF_ANT_00075962 HORIZONTAL RBW:1000.000KHz VBW:3000KHz SWT:Auto Detector : Peak Project : 790120-02 Mode : 14 Power Setting : 16.5</p>	Left blank



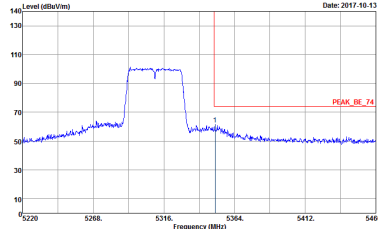
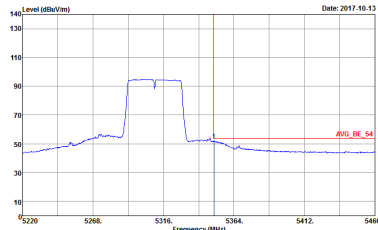
WIFI	Band 2 5250~5350MHz Band Edge @ 3m	
ANT	802.11ac VHT20 CH64 5320MHz	
1	Vertical	Fundamental
Peak	<p>Site : 03CH07-HY Condition : PEAK_BE_74 3m HF_ANT_00075962 VERTICAL RBW:1000.000KHz VBW:3000.000KHz SWT:Auto Detector : Peak Project : 790120-02 Mode : 14 Power Setting : 16.5</p>	<p>Site : 03CH07-HY Condition : PEAK_74 3m HF_ANT_00075962 VERTICAL RBW:1000.000KHz VBW:3000.000KHz SWT:Auto Detector : Peak Project : 790120-02 Mode : 14 Power Setting : 16.5</p>
Avg.	<p>Site : 03CH07-HY Condition : AVG_BE_54 3m HF_ANT_00075962 VERTICAL RBW:1000.000KHz VBW:3.000KHz SWT:Auto Detector : Peak Project : 790120-02 Mode : 14 Power Setting : 16.5</p>	Left blank



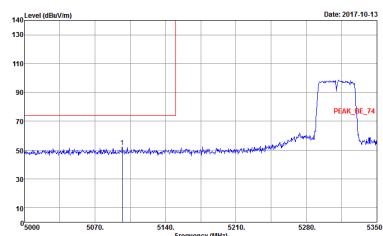
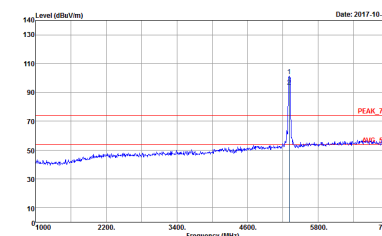
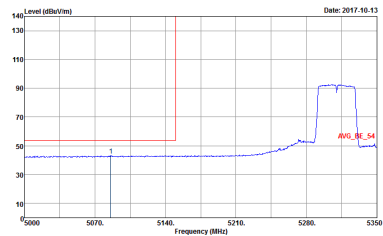
Band 2 5250~5350MHz
WIFI 802.11ac VHT40 (Band Edge @ 3m)

WIFI	Band 2 5250~5350MHz Band Edge @ 3m	
ANT	802.11ac VHT40 CH62 5310 - L	
1	Horizontal	Fundamental
Peak	<p>Site : 03CH07-HY Condition : PEAK_BE_74 3m HF_ANT_00075962 HORIZONTAL Detector : RBW:3000.000kHz VBW:3000.000kHz SWT:Auto Peak : Project : 790120-02 Mode : 1B Power Setting : 11.5</p>	<p>Site : 03CH07-HY Condition : PEAK_74 3m HF_ANT_00075962 HORIZONTAL Detector : RBW:1000.000kHz VBW:3000.000kHz SWT:Auto Peak : Project : 790120-02 Mode : 1B Power Setting : 11.5</p>
Avg.	<p>Site : 03CH07-HY Condition : AVG_BE_54 3m HF_ANT_00075962 HORIZONTAL Detector : RBW:1000.000kHz VBW:3.000kHz SWT:Auto Peak : Project : 790120-02 Mode : 1B Power Setting : 11.5</p>	Left blank

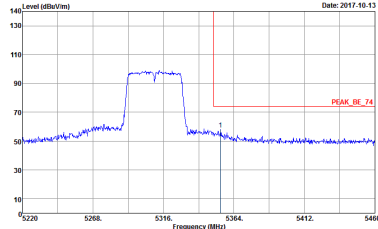
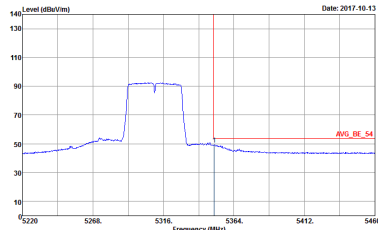


WIFI	Band 2 5250~5350MHz Band Edge @ 3m	
ANT	802.11ac VHT40 CH62 5310 - R	
1	Horizontal	Fundamental
<p>Peak</p>	 <p>Site : 03CH07-HY Condition : PEAK_BE_74 3m HF_ANT_00075962 HORIZONTAL RBW:1000.000kHz VBW:3000.000kHz SWF:Auto Detector : Peak Project : 790120-02 Mode : 18 Power Setting : 11.5</p>	<p>Left blank</p>
<p>Avg.</p>	 <p>Site : 03CH07-HY Condition : AVG_BE_54 3m HF_ANT_00075962 HORIZONTAL RBW:1000.000kHz VBW:3.000kHz SWF:Auto Detector : Peak Project : 790120-02 Mode : 18 Power Setting : 11.5</p>	<p>Left blank</p>



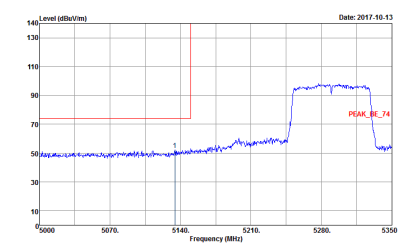
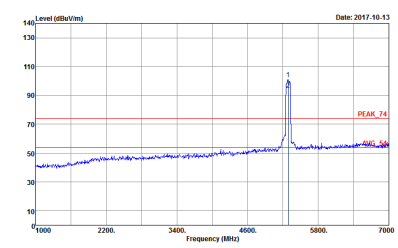
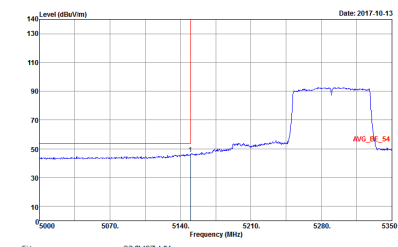
WIFI	Band 2 5250~5350MHz Band Edge @ 3m	
ANT	802.11ac VHT40 CH62 5310 - L	
1	Vertical	Fundamental
Peak	 <p>Site : 03CH07-HY Condition : PEAK_BE_74 3m HF_ANT_00075962 VERTICAL RBW:1000.000kHz VBW:3000.000kHz SWT:Auto Detector : Peak Project : 790120-02 Mode : 18 Power Setting : 11.5</p>	 <p>Site : 03CH07-HY Condition : PEAK_74 3m HF_ANT_00075962 VERTICAL RBW:1000.000kHz VBW:3000.000kHz SWT:Auto Detector : Peak Project : 790120-02 Mode : 18 Power Setting : 11.5</p>
Avg.	 <p>Site : 03CH07-HY Condition : AVG_BE_54 3m HF_ANT_00075962 VERTICAL RBW:1000.000kHz VBW:3.000kHz SWT:Auto Detector : Peak Project : 790120-02 Mode : 18 Power Setting : 11.5</p>	Left blank



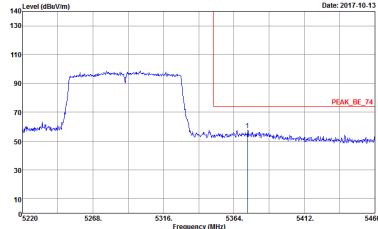
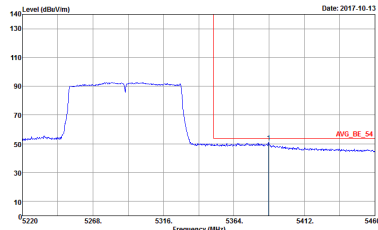
WIFI	Band 2 5250~5350MHz Band Edge @ 3m	
ANT	802.11ac VHT40 CH62 5310 - R	
1	Vertical	Fundamental
<p>Peak</p>	 <p>Site : 03CH07-HY Condition : PEAK_BE_74 3m HF_ANT_00075962 VERTICAL RBW:1000.000kHz VBW:3000.000kHz SWF:Auto Detector : Peak Project : 790120-02 Mode : 18 Power Setting : 11.5</p>	<p>Left blank</p>
<p>Avg.</p>	 <p>Site : 03CH07-HY Condition : AVG_BE_54 3m HF_ANT_00075962 VERTICAL RBW:1000.000kHz VBW:3.000kHz SWF:Auto Detector : Peak Project : 790120-02 Mode : 18 Power Setting : 11.5</p>	<p>Left blank</p>



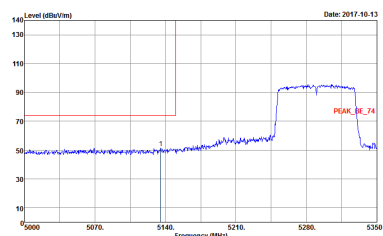
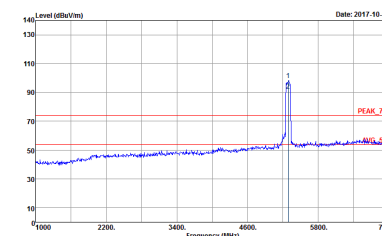
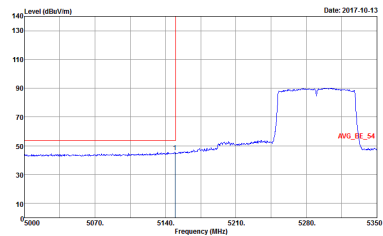
Band 2 5250~5350MHz
WIFI 802.11ac VHT80 (Band Edge @ 3m)

WIFI	Band 2 5250~5350MHz Band Edge @ 3m	
ANT	802.11ac VHT80 CH58 5290MHz - L	
1	Horizontal	Fundamental
Peak	 <p>Site : 03CH07-HY Condition : PEAK_BE_74 3m HF_ANT_00075962 HORIZONTAL Detector : RBW:3000.000KHz VBW:3000.000KHz SWT:Auto Peak : Project : 790120-02 Mode : Z2 Power Setting : 12</p>	 <p>Site : 03CH07-HY Condition : PEAK_74 3m HF_ANT_00075962 HORIZONTAL Detector : Peak Project : 790120-02 Mode : Z2 Power Setting : 12</p>
Avg.	 <p>Site : 03CH07-HY Condition : AVG_BE_54 3m HF_ANT_00075962 HORIZONTAL Detector : Peak Project : 790120-02 Mode : Z2 Power Setting : 12</p>	Left blank

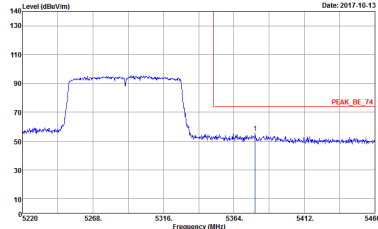
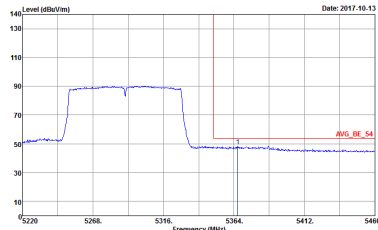


WIFI	Band 2 5250~5350MHz Band Edge @ 3m	
ANT	802.11ac VHT80 CH58 5290MHz - R	
1	Horizontal	Fundamental
Peak	 <p>Site : 03CH07-HY Condition : PEAK_BE_74 3m HF_ANT_00075962 HORIZONTAL RBW:1000.000kHz VBW:3000.000kHz SWT:Auto Detector : Peak Project : 790120-02 Mode : 22 Power Setting : 12</p>	Left blank
Avg.	 <p>Site : 03CH07-HY Condition : AVG_BE_54 3m HF_ANT_00075962 HORIZONTAL RBW:1000.000kHz VBW:10.000kHz SWT:Auto Detector : Peak Project : 790120-02 Mode : 22 Power Setting : 12</p>	Left blank



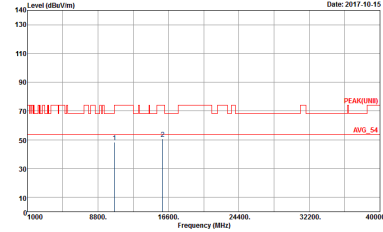
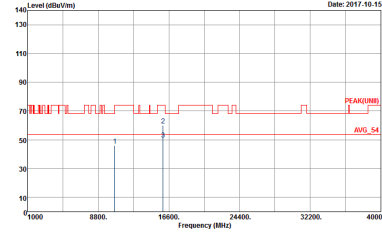
WIFI	Band 2 5250~5350MHz Band Edge @ 3m	
ANT	802.11ac VHT80 CH58 5290MHz - L	
1	Vertical	Fundamental
Peak	 <p>Site : 03CH07-HY Condition : PEAK_BE_74 3m HF_ANT_00075962 VERTICAL RBW:1000.000KHz VBW:3000.000KHz SWT:Auto Detector : Peak Project : 790120-02 Mode : 22 Power Setting : 12</p>	 <p>Site : 03CH07-HY Condition : PEAK_74 3m HF_ANT_00075962 VERTICAL RBW:1000.000KHz VBW:3000.000KHz SWT:Auto Detector : Peak Project : 790120-02 Mode : 22 Power Setting : 12</p>
Avg.	 <p>Site : 03CH07-HY Condition : AVG_BE_54 3m HF_ANT_00075962 VERTICAL RBW:1000.000KHz VBW:10.000KHz SWT:Auto Detector : Peak Project : 790120-02 Mode : 22 Power Setting : 12</p>	Left blank



WIFI	Band 2 5250~5350MHz Band Edge @ 3m	
ANT	802.11ac VHT80 CH58 5290MHz - R	
1	Vertical	Fundamental
Peak	 <p>Site : 03CH07-HY Condition : PEAK_BE_74 3m HF_ANT_00075962 VERTICAL RBW:1000.000kHz VBW:3000.000kHz SWT:Auto Detector : Peak Project : 790120-02 Mode : Z2 Power Setting : 12</p>	Left blank
Avg.	 <p>Site : 03CH07-HY Condition : AVG_BE_54 3m HF_ANT_00075962 VERTICAL RBW:1000.000kHz VBW:10.000kHz SWT:Auto Detector : Peak Project : 790120-02 Mode : Z2 Power Setting : 12</p>	Left blank



Band 2 - 5250~5350MHz
WIFI 802.11ac VHT20 (Harmonic @ 3m)

WIFI	Band 2 5250~5350MHz Harmonic @ 3m	
ANT	802.11ac VHT20 CH64 5320MHz	
1	Horizontal	Vertical
<p>Peak</p> <p>Avg.</p>	 <p>Site : 03CH07-11Y Condition : PEAK(LNII) 3m SHF-EHF_131029 HORIZONTAL Detector : Peak Project : 790120-02 Mode : 14 Power Setting : 16.5</p>	 <p>Site : 03CH07-11Y Condition : PEAK(LNII) 3m SHF-EHF_131029 VERTICAL Detector : Peak Project : 790120-02 Mode : 14 Power Setting : 16.5</p>



Band 2 5250~5350MHz
WIFI 802.11ac VHT40 (Harmonic @ 3m)

WIFI	Band 2 5250~5350MHz Harmonic @ 3m	
ANT	802.11ac VHT40 CH62 5310 MHz	
1	Horizontal	Vertical
Peak Avg.	<p>Site : 03CH07-HY Condition : PEAK(UNII) 3m SHF-EHF_131029 HORIZONTAL Detector : Peak Project : 790120-02 Mode : 18 Power Setting : 11.5</p>	<p>Site : 03CH07-HY Condition : PEAK(UNII) 3m HF_ANT_00075962 VERTICAL Detector : Peak Project : 790120-02 Mode : 18 Power Setting : 11.5</p>

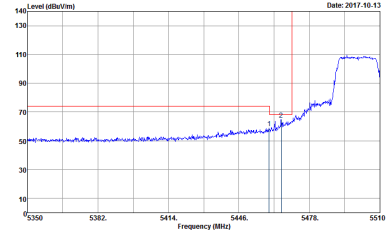
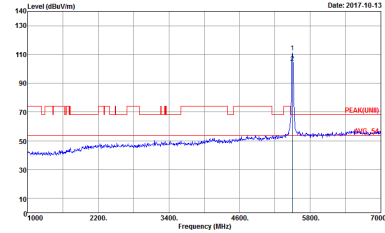
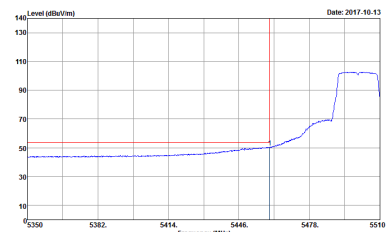


Band 2 5250~5350MHz
WIFI 802.11ac VHT80 (Harmonic @ 3m)

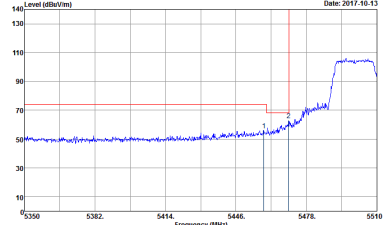
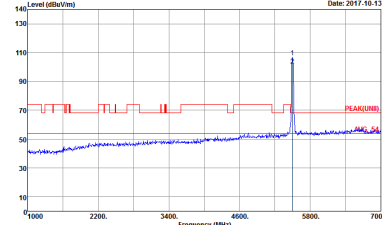
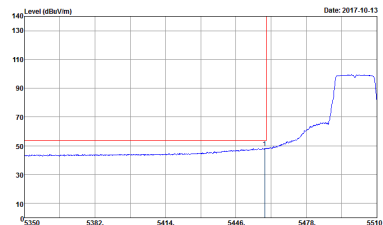
WIFI	Band 2 5250~5350MHz Harmonic @ 3m	
ANT	802.11ac VHT80 CH58 5290MHz	
1	Horizontal	Vertical
Peak Avg.	<p>Site : 03CH07-HY Condition : PEAK(UNII) 3m SHF-EHF_131029 HORIZONTAL Detector : Peak Project : 790120-02 Mode : 22 Power Setting : 12</p>	<p>Site : 03CH07-HY Condition : PEAK(UNII) 3m SHF-EHF_131029 VERTICAL Detector : Peak Project : 790120-02 Mode : 22 Power Setting : 12</p>



Band 3 - 5470~5725MHz
WIFI 802.11ac VHT20 (Band Edge @ 3m)

WIFI	Band 3 5470~5725MHz Band Edge @ 3m	
ANT	802.11ac VHT20 CH100 5500MHz	
1	Horizontal	Fundamental
Peak	 <p>Site : 03CH07-HY Condition : PEAK_BE(UNIT)_B3 3m HF_ANT_00075962 HORIZONTAL RBW:1000.000KHz VBW:3000.000KHz SWT:Auto Detector : Peak Project : 790120-02 Mode : 15 Power Setting : 17</p>	 <p>Site : 03CH07-HY Condition : PEAK(UNIT) 3m HF_ANT_00075962 HORIZONTAL RBW:1000.000KHz VBW:3000.000KHz SWT:Auto Detector : Peak Project : 790120-02 Mode : 15 Power Setting : 17</p>
Avg.	 <p>Site : 03CH07-HY Condition : AVG_BE(UNIT)_B3 3m HF_ANT_00075962 HORIZONTAL RBW:1000.000KHz VBW:3000.000KHz SWT:Auto Detector : Peak Project : 790120-02 Mode : 15 Power Setting : 17</p>	Left blank



WIFI	Band 3 5470~5725MHz Band Edge @ 3m	
ANT	802.11ac VHT20 CH100 5500MHz	
1	Vertical	Fundamental
Peak	 <p>Site : 03CH07-HY Condition : PEAK_BE(UNII)_B3 3m HF_ANT_00075962 VERTICAL Detector : Peak Project : 790120-02 Mode : 15 Power Setting : 17</p>	 <p>Site : 03CH07-HY Condition : PEAK(UNII) 3m HF_ANT_00075962 VERTICAL Detector : Peak Project : 790120-02 Mode : 15 Power Setting : 17</p>
Avg.	 <p>Site : 03CH07-HY Condition : AVG_BE(UNII)_B3 3m HF_ANT_00075962 VERTICAL Detector : Peak Project : 790120-02 Mode : 15 Power Setting : 17</p>	Left blank



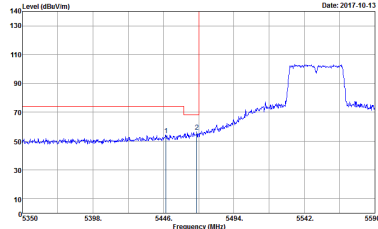
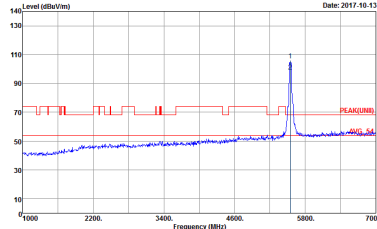
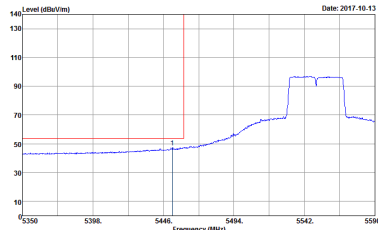
Band 3 5470~5725MHz
WIFI 802.11ac VHT40 (Band Edge @ 3m)

Table with 2 columns (WIFI, ANT) and 2 rows (Peak, Avg.). It contains spectral plots for Horizontal and Fundamental signals, and a Left blank plot. Each plot includes technical details like Site, Condition, Detector, Project, Mode, and Power Setting.



WIFI	Band 3 5470~5725MHz Band Edge @ 3m													
ANT	802.11ac VHT40 CH110 5550MHz - R													
1	Horizontal	Fundamental												
Peak	<table border="1"><tr><td>Site</td><td>: 03CH07-HY</td></tr><tr><td>Condition</td><td>: PEAK_BE(UNIT)_B3 3m HF_ANT_00075962 HORIZONTAL</td></tr><tr><td>Detector</td><td>: RBW:1000.000KHz VBW:3000.000KHz SWT:Auto</td></tr><tr><td>Project</td><td>: Peak</td></tr><tr><td>Mode</td><td>: 790120-02</td></tr><tr><td>Power Setting</td><td>: 19</td></tr></table>	Site	: 03CH07-HY	Condition	: PEAK_BE(UNIT)_B3 3m HF_ANT_00075962 HORIZONTAL	Detector	: RBW:1000.000KHz VBW:3000.000KHz SWT:Auto	Project	: Peak	Mode	: 790120-02	Power Setting	: 19	Left blank
Site	: 03CH07-HY													
Condition	: PEAK_BE(UNIT)_B3 3m HF_ANT_00075962 HORIZONTAL													
Detector	: RBW:1000.000KHz VBW:3000.000KHz SWT:Auto													
Project	: Peak													
Mode	: 790120-02													
Power Setting	: 19													



WIFI	Band 3 5470~5725MHz Band Edge @ 3m	
ANT	802.11ac VHT40 CH110 5550MHz - L	
1	Vertical	Fundamental
Peak	 <p>Site : 03CH07-HY Condition : PEAK_BE(UNII)_B3 3m HF_ANT_00075962 VERTICAL Detector : Peak Project : 790120-02 Mode : 19 Power Setting : 16.5</p>	 <p>Site : 03CH07-HY Condition : PEAK(UNII) 3m HF_ANT_00075962 VERTICAL Detector : Peak Project : 790120-02 Mode : 19 Power Setting : 16.5</p>
Avg.	 <p>Site : 03CH07-HY Condition : AVG_BE(UNII)_B3 3m HF_ANT_00075962 VERTICAL Detector : Peak Project : 790120-02 Mode : 19 Power Setting : 16.5</p>	Left blank



WIFI	Band 3 5470~5725MHz Band Edge @ 3m	
ANT	802.11ac VHT40 CH110 5550MHz - R	
1	Vertical	Fundamental
Peak	<p>Site : 03CH07-HY Condition : PEAK_BE(UNIT)_B3 3m HF_ANT_00075962 VERTICAL Detector : Peak Project : 790120-02 Mode : 19 Power Setting : 16.5</p>	Left blank



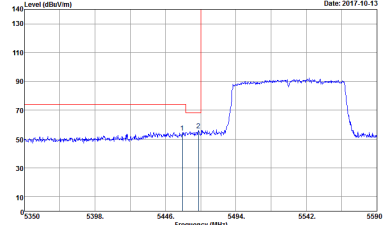
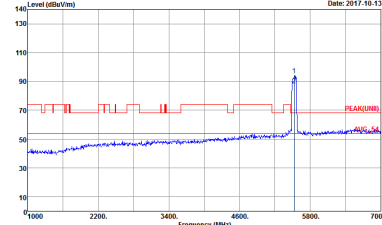
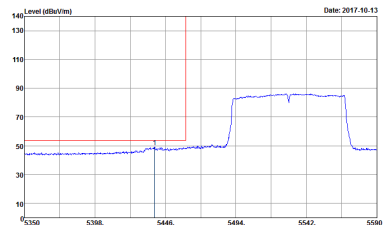
**Band 3 5470~5725MHz
WIFI 802.11ac VHT80 (Band Edge @ 3m)**

WIFI	Band 3 5470~5725MHz Band Edge @ 3m	
ANT	802.11ac VHT80 CH106 5530MHz - L	
1	Horizontal	Fundamental
Peak	<p>Date: 2017-10-13</p> <p>Site : 03CH07-HY Condition : PEAK_BE(UNII)_B3 3m HF_ANT_00075962 HORIZONTAL Detector : Peak Project : 790120-02 Mode : Z3 Power Setting : 8</p>	<p>Date: 2017-10-13</p> <p>Site : 03CH07-HY Condition : PEAK(UNII) 3m HF_ANT_00075962 HORIZONTAL Detector : Peak Project : 790120-02 Mode : Z3 Power Setting : 8</p>
Avg.	<p>Date: 2017-10-13</p> <p>Site : 03CH07-HY Condition : AVG_BE(UNII)_B3 3m HF_ANT_00075962 HORIZONTAL Detector : Peak Project : 790120-02 Mode : Z3 Power Setting : 8</p>	Left blank



WIFI	Band 3 5470~5725MHz Band Edge @ 3m	
ANT	802.11ac VHT80 CH106 5530MHz - R	
1	Horizontal	Fundamental
Peak	<p>Site : 03CH07-HY Condition : PEAK_BE(UNIT)_B3 3m HF_ANT_00075962 HORIZONTAL Defector : Peak Project : 790120-02 Mode : 23 Power Setting : 8</p>	Left blank



WIFI	Band 3 5470~5725MHz Band Edge @ 3m	
ANT	802.11ac VHT80 CH106 5530MHz - L	
1	Vertical	Fundamental
Peak	 <p>Site : 03CH07-HY Condition : PEAK_BE(UNII)_B3 3m HF_ANT_00075962 VERTICAL RBW:1000.000KHz VBW:3000.000KHz SWT:Auto Detector : Peak Project : 790120-02 Mode : 23 Power Setting : 8</p>	 <p>Site : 03CH07-HY Condition : PEAK(UNII) 3m HF_ANT_00075962 VERTICAL RBW:1000.000KHz VBW:3000.000KHz SWT:Auto Detector : Peak Project : 790120-02 Mode : 23 Power Setting : 8</p>
Avg.	 <p>Site : 03CH07-HY Condition : AVG_BE(UNII)_B3 3m HF_ANT_00075962 VERTICAL RBW:1000.000KHz VBW:3000.000KHz SWT:Auto Detector : Peak Project : 790120-02 Mode : 23 Power Setting : 8</p>	Left blank



WIFI	Band 3 5470~5725MHz Band Edge @ 3m	
ANT	802.11ac VHT80 CH106 5530MHz - R	
1	Vertical	Fundamental
Peak	<p>Site : 03CH07-HY Condition : PEAK_BE(UNII)_B3 3m HF_ANT_00075962 VERTICAL Detector : Peak Project : 790120-02 Mode : 23 Power Setting : 8</p>	Left blank



Band 3 - 5470~5725MHz
WIFI 802.11ac VHT20 (Harmonic @ 3m)

WIFI	Band 3 5470~5725MHz Harmonic @ 3m	
ANT	802.11ac VHT20 CH100 5500MHz	
1	Horizontal	Vertical
Peak Avg.		



**Band 3 5470~5725MHz
WIFI 802.11ac VHT40 (Harmonic @ 3m)**

WIFI	Band 3 5470~5725MHz Harmonic @ 3m	
ANT	802.11ac VHT40 CH110 5550MHz	
1	Horizontal	Vertical
Peak Avg.	<p>Site : 03CH07-HY Condition : PEAK(UNII) 3m SHF-EHF_131029 HORIZONTAL Detector : Peak Project : 790120-02 Mode : 19 Power Setting : 16.5</p>	<p>Site : 03CH07-HY Condition : PEAK(UNII) 3m SHF-EHF_131029 VERTICAL Detector : Peak Project : 790120-02 Mode : 19 Power Setting : 16.5</p>

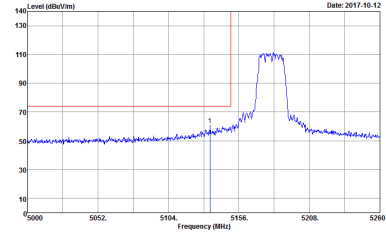
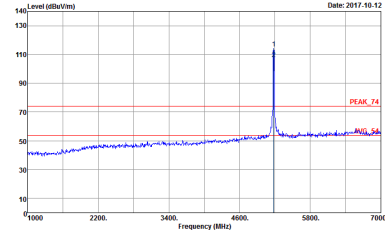
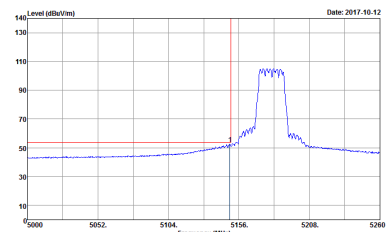


**Band 3 5470~5725MHz
WIFI 802.11ac VHT80 (Harmonic @ 3m)**

WIFI	Band 3 5470~5725MHz Harmonic @ 3m	
ANT	802.11ac VHT80 CH106 5530MHz	
1	Horizontal	Vertical
Peak Avg.	<p>Site : 03CH07-HY Condition : PEAK(UNII) 3m SHF-EHF_131029 HORIZONTAL Detector : Peak Project : 790120-02 Mode : 23 Power Setting : 8</p>	<p>Site : 03CH07-HY Condition : PEAK(UNII) 3m SHF-EHF_131029 VERTICAL Detector : Peak Project : 790120-02 Mode : 23 Power Setting : 8</p>



Band 1 - 5150~5250MHz
WIFI 802.11ac VHT20 (Band Edge @ 3m)

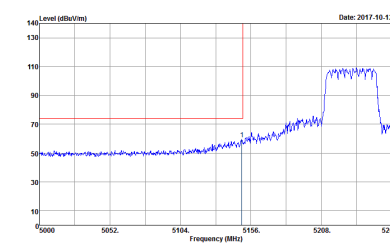
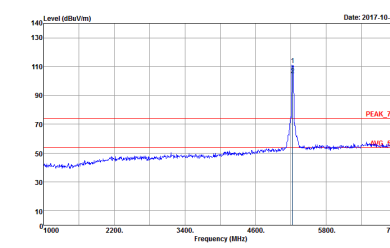
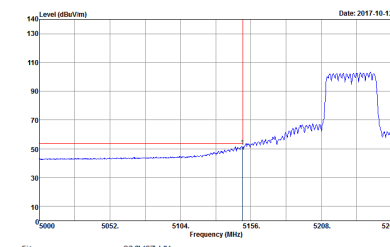
WIFI	Band 1 5150~5250MHz Band Edge @ 3m	
ANT	802.11ac VHT20 CH36 5180MHz	
1+2	Horizontal	Fundamental
Peak	 <p>Site : 03CH07-HY Condition : PEAK_BE_74 3m HF_ANT_00075962 HORIZONTAL : RBW:1000.000KHz VBW:3000.000KHz SWT:Auto Detector : Peak Project : 790120-02 Mode : 1 Power Setting : 14.5</p>	 <p>Site : 03CH07-HY Condition : PEAK_74 3m HF_ANT_00075962 HORIZONTAL : RBW:1000.000KHz VBW:3000.000KHz SWT:Auto Detector : Peak Project : 790120-02 Mode : 1 Power Setting : 14.5</p>
Avg.	 <p>Site : 03CH07-HY Condition : AVG_BE_54 3m HF_ANT_00075962 HORIZONTAL : RBW:1000.000KHz VBW:3000KHz SWT:Auto Detector : Peak Project : 790120-02 Mode : 1 Power Setting : 14.5</p>	Left blank



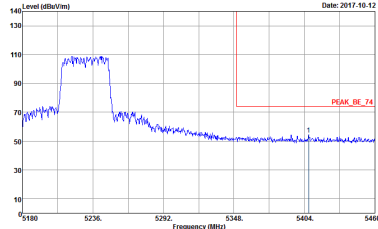
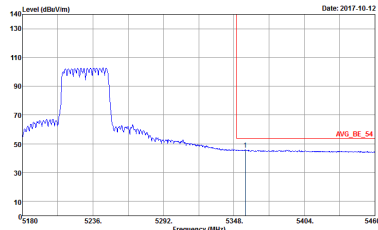
WIFI	Band 1 5150~5250MHz Band Edge @ 3m	
ANT	802.11ac VHT20 CH36 5180MHz	
1+2	Vertical	Fundamental
Peak	<p>Site : 03CH07-HY Condition : PEAK_BE_74 3m HF_ANT_00075962 VERTICAL RBW:1000.000KHz VBW:3000.000KHz SWT:Auto Detector : Peak Project : 790120-02 Mode : 1 Power Setting : 14.5</p>	<p>Site : 03CH07-HY Condition : PEAK_74 3m HF_ANT_00075962 VERTICAL RBW:1000.000KHz VBW:3000.000KHz SWT:Auto Detector : Peak Project : 790120-02 Mode : 1 Power Setting : 14.5</p>
Avg.	<p>Site : 03CH07-HY Condition : AVG_BE_54 3m HF_ANT_00075962 VERTICAL RBW:1000.000KHz VBW:3000.000KHz SWT:Auto Detector : Peak Project : 790120-02 Mode : 1 Power Setting : 14.5</p>	Left blank



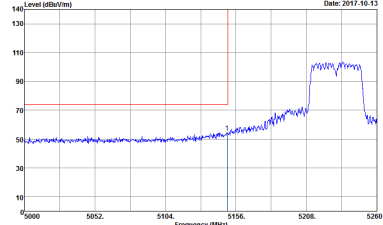
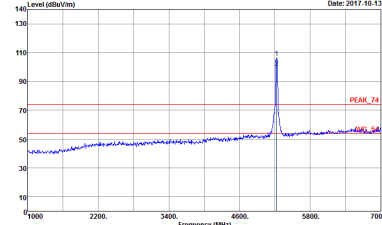
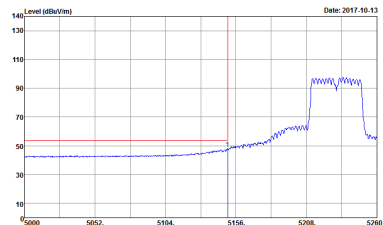
**Band 1 5150~5250MHz
WIFI 802.11ac VHT40 (Band Edge @ 3m)**

WIFI	Band 1 5150~5250MHz Band Edge @ 3m	
ANT	802.11ac VHT40 CH46 5230MHz - L	
1+2	Horizontal	Fundamental
<p align="center">Peak</p>	 <p>Site : 03CH07-HY Condition : PEAK_BE_74 3m HF_ANT_00075962 HORIZONTAL Detector : RBW:3000.000kHz VBW:3000.000kHz SWT:Auto Peak : Project : 790120-02 Mode : 5 Power Setting : 14.5</p>	 <p>Site : 03CH07-HY Condition : PEAK_74 3m HF_ANT_00075962 HORIZONTAL Detector : RBW:1000.000kHz VBW:3000.000kHz SWT:Auto Peak : Project : 790120-02 Mode : 5 Power Setting : 14.5</p>
<p align="center">Avg.</p>	 <p>Site : 03CH07-HY Condition : AVG_BE_54 3m HF_ANT_00075962 HORIZONTAL Detector : RBW:1000.000kHz VBW:3.000kHz SWT:Auto Peak : Project : 790120-02 Mode : 5 Power Setting : 14.5</p>	<p align="center">Left blank</p>

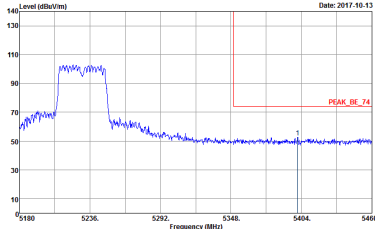
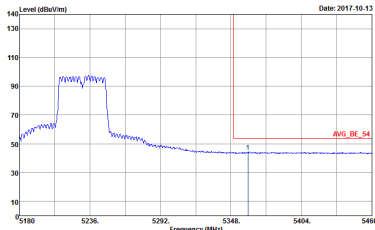


WIFI	Band 1 5150~5250MHz Band Edge @ 3m	
ANT	802.11ac VHT40 CH46 5230MHz - R	
1+2	Horizontal	Fundamental
<p>Peak</p>	 <p>Site : 03CH07-HY Condition : PEAK_BE_74 3m HF_ANT_00075962 HORIZONTAL RBW:1000.000kHz VBW:3000.000kHz SWF:Auto Detector : Peak Project : 790120-02 Mode : 5 Power Setting : 14.5</p>	<p>Left blank</p>
<p>Avg.</p>	 <p>Site : 03CH07-HY Condition : AVG_BE_54 3m HF_ANT_00075962 HORIZONTAL RBW:1000.000kHz VBW:3.000kHz SWF:Auto Detector : Peak Project : 790120-02 Mode : 5 Power Setting : 14.5</p>	<p>Left blank</p>



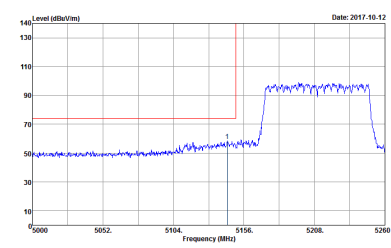
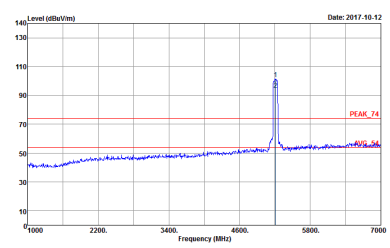
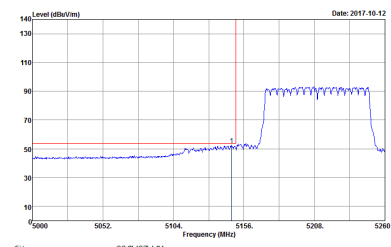
WIFI	Band 1 5150~5250MHz Band Edge @ 3m	
ANT	802.11ac VHT40 CH46 5230MHz - L	
1+2	Vertical	Fundamental
Peak	 <p>Site : 03CH07-HY Condition : PEAK_BE_74 3m HF_ANT_00075962 VERTICAL Detector : Peak Project : 790120-02 Mode : 5 Power Setting : 14.5</p>	 <p>Site : 03CH07-HY Condition : PEAK_74 3m HF_ANT_00075962 VERTICAL Detector : Peak Project : 790120-02 Mode : 5 Power Setting : 14.5</p>
Avg.	 <p>Site : 03CH07-HY Condition : AVG_BE_54 3m HF_ANT_00075962 VERTICAL Detector : Peak Project : 790120-02 Mode : 5 Power Setting : 14.5</p>	Left blank



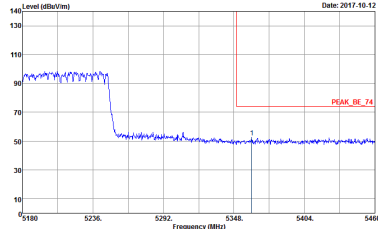
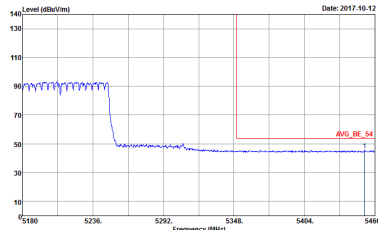
WIFI	Band 1 5150~5250MHz Band Edge @ 3m	
ANT	802.11ac VHT40 CH46 5230MHz - R	
1+2	Vertical	Fundamental
Peak	 <p>Site : 03CH07-HY Condition : PEAK_BE_74 3m HF_ANT_00075962 VERTICAL : RBW:1000.000kHz VBW:3000.000kHz SWF:Auto Detector : Peak Project : 790120-02 Mode : 5 Power Setting : 14.5</p>	Left blank
Avg.	 <p>Site : 03CH07-HY Condition : AVG_BE_54 3m HF_ANT_00075962 VERTICAL : RBW:1000.000kHz VBW:3.000kHz SWF:Auto Detector : Peak Project : 790120-02 Mode : 5 Power Setting : 14.5</p>	Left blank



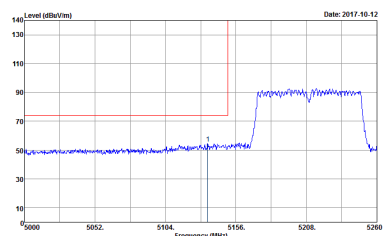
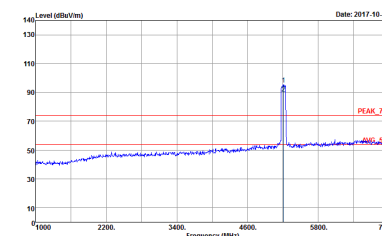
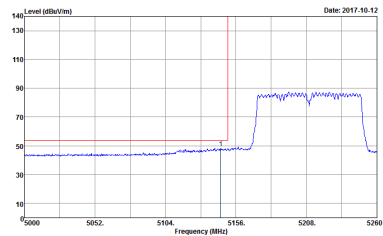
**Band 1 5150~5250MHz
WIFI 802.11ac VHT80 (Band Edge @ 3m)**

WIFI	Band 1 5150~5250MHz Band Edge @ 3m	
ANT	802.11ac VHT80 CH42 5210MHz - L	
1+2	Horizontal	Fundamental
<p align="center">Peak</p>	 <p>Site : 03CH07-HY Condition : PEAK_BE_74 3m HF_ANT_00075962 HORIZONTAL Detector : RBW:3000.000KHz VBW:3000.000KHz SWT:Auto Peak : Project : 790120-02 Mode : 9 Power Setting : 7</p>	 <p>Site : 03CH07-HY Condition : PEAK_74 3m HF_ANT_00075962 HORIZONTAL Detector : RBW:1000.000KHz VBW:3000.000KHz SWT:Auto Peak : Project : 790120-02 Mode : 9 Power Setting : 7</p>
<p align="center">Avg.</p>	 <p>Site : 03CH07-HY Condition : AVG_BE_54 3m HF_ANT_00075962 HORIZONTAL Detector : RBW:1000.000KHz VBW:10.000KHz SWT:Auto Peak : Project : 790120-02 Mode : 9 Power Setting : 7</p>	<p align="center">Left blank</p>

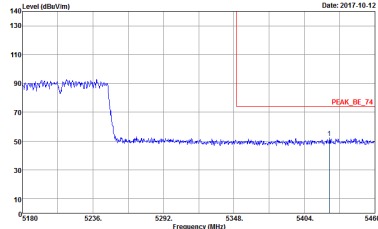
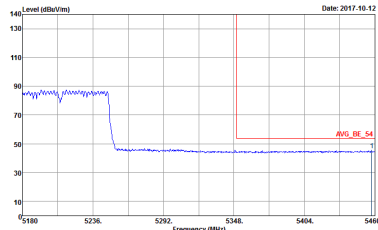


WIFI	Band 1 5150~5250MHz Band Edge @ 3m	
ANT	802.11ac VHT80 CH42 5210MHz - R	
1+2	Horizontal	Fundamental
<p>Peak</p>	 <p>Site : 03CH07-HY Condition : PEAK_BE_74 3m HF_ANT_00075962 HORIZONTAL Detector : Peak Project : 790120-02 Mode : 9 Power Setting : 7</p>	<p>Left blank</p>
<p>Avg.</p>	 <p>Site : 03CH07-HY Condition : AVG_BE_54 3m HF_ANT_00075962 HORIZONTAL Detector : Peak Project : 790120-02 Mode : 9 Power Setting : 7</p>	<p>Left blank</p>



WIFI	Band 1 5150~5250MHz Band Edge @ 3m	
ANT	802.11ac VHT80 CH42 5210MHz - L	
1+2	Vertical	Fundamental
Peak	 <p>Site : 03CH07-HY Condition : PEAK_BE_74 3m HF_ANT_00075962 VERTICAL RBW:1000.000KHz VBW:3000.000KHz SWT:Auto Detector : Peak Project : 790120-02 Mode : 9 Power Setting : 7</p>	 <p>Site : 03CH07-HY Condition : PEAK_74 3m HF_ANT_00075962 VERTICAL RBW:1000.000KHz VBW:3000.000KHz SWT:Auto Detector : Peak Project : 790120-02 Mode : 9 Power Setting : 7</p>
Avg.	 <p>Site : 03CH07-HY Condition : AVG_BE_54 3m HF_ANT_00075962 VERTICAL RBW:1000.000KHz VBW:10.000KHz SWT:Auto Detector : Peak Project : 790120-02 Mode : 9 Power Setting : 7</p>	Left blank



WIFI	Band 1 5150~5250MHz Band Edge @ 3m	
ANT	802.11ac VHT80 CH42 5210MHz - R	
1+2	Vertical	Fundamental
<p>Peak</p>	 <p>Site : 03CH07-HY Condition : PEAK_BE_74 3m HF_ANT_00075962 VERTICAL Detector : Peak Project : 790120-02 Mode : 9 Power Setting : 7</p>	<p>Left blank</p>
<p>Avg.</p>	 <p>Site : 03CH07-HY Condition : AVG_BE_54 3m HF_ANT_00075962 VERTICAL Detector : Peak Project : 790120-02 Mode : 9 Power Setting : 7</p>	<p>Left blank</p>



Band 1 - 5150~5250MHz
WIFI 802.11ac VHT20 (Harmonic @ 3m)

WIFI	Band 1 5150~5250MHz Harmonic @ 3m	
ANT	802.11ac VHT20 CH36 5180MHz	
1+2	Horizontal	Vertical
Peak Avg.	<p>Site : 03CH07-11Y Condition : PEAK(UNII) 3m SHF-EHF_131029 HORIZONTAL Detector : Peak Project : 790120-02 Mode : 1 Power Setting : 14.5</p>	<p>Site : 03CH07-11Y Condition : PEAK(UNII) 3m SHF-EHF_131029 VERTICAL Detector : Peak Project : 790120-02 Mode : 1 Power Setting : 14.5</p>



**Band 1 5150~5250MHz
WIFI 802.11ac VHT40 (Harmonic @ 3m)**

WIFI	Band 1 5150~5250MHz Harmonic @ 3m	
ANT	802.11ac VHT40 CH46 5230MHz	
1+2	Horizontal	Vertical
Peak Avg.	<p>Site : 03CH07-HY Condition : PEAK(UNII) 3m SHF-EHF_131029 HORIZONTAL Detector : Peak Project : 790120-02 Mode : 5 Power Setting : 14.5</p>	<p>Site : 03CH07-HY Condition : PEAK(UNII) 3m SHF-EHF_131029 VERTICAL Detector : Peak Project : 790120-02 Mode : 5 Power Setting : 14.5</p>

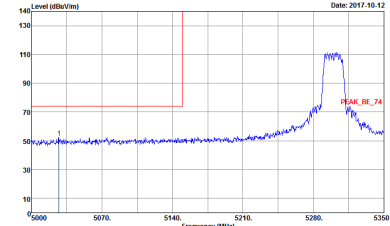
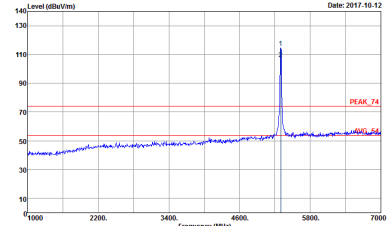
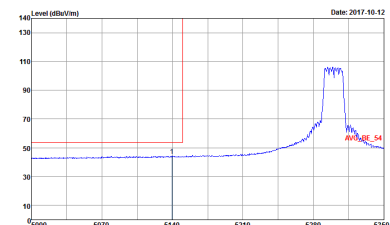


Band 1 5150~5250MHz
WIFI 802.11ac VHT80 (Harmonic @ 3m)

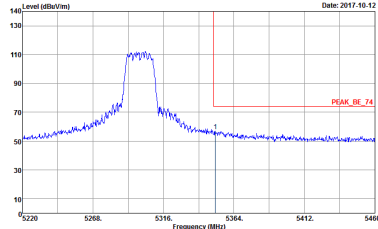
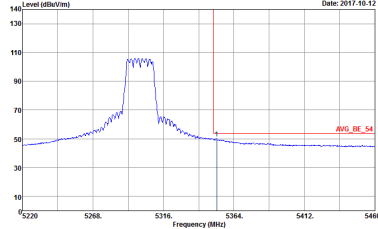
Table with 3 columns: WIFI, ANT, 1+2. It contains two spectral plots: Horizontal and Vertical. Each plot shows Level (dBu/m) vs Frequency (MHz) with Peak and Avg. values. Includes site and test condition details.



Band 2 - 5250~5350MHz
WIFI 802.11ac VHT20 (Band Edge @ 3m)

WIFI	Band 2 5250~5350MHz Band Edge @ 3m	
ANT	802.11ac VHT20 CH60 5300MHz - L	
1+2	Horizontal	Fundamental
<p align="center">Peak</p>	 <p>Site : 03CH07-HY Condition : PEAK_BE_74 3m HF_ANT_00075962 HORIZONTAL : RBW:1000.000KHz VBW:3000.000KHz SWT:Auto Detector : Peak Project : 790120-02 Mode : 2 Power Setting : 16</p>	 <p>Site : 03CH07-HY Condition : PEAK_74 3m HF_ANT_00075962 HORIZONTAL : RBW:1000.000KHz VBW:3000.000KHz SWT:Auto Detector : Peak Project : 790120-02 Mode : 2 Power Setting : 16</p>
<p align="center">Avg.</p>	 <p>Site : 03CH07-HY Condition : AVG_BE_54 3m HF_ANT_00075962 HORIZONTAL : RBW:1000.000KHz VBW:3000KHz SWT:Auto Detector : Peak Project : 790120-02 Mode : 2 Power Setting : 16</p>	<p align="center">Left blank</p>

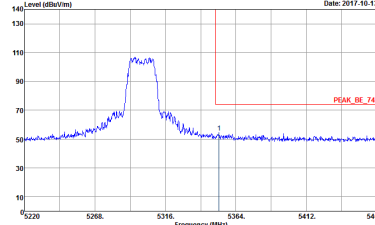
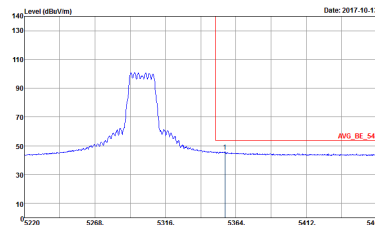


WIFI	Band 2 5250~5350MHz Band Edge @ 3m	
ANT	802.11ac VHT20 CH60 5300MHz - R	
1+2	Horizontal	Fundamental
<p>Peak</p>	 <p>Site : 03CH07-HY Condition : PEAK_BE_74 3m HF_ANT_00075962 HORIZONTAL Detector : Peak Project : 790120-02 Mode : 2 Power Setting : 16</p>	<p>Left blank</p>
<p>Avg.</p>	 <p>Site : 03CH07-HY Condition : AVG_BE_54 3m HF_ANT_00075962 HORIZONTAL Detector : Peak Project : 790120-02 Mode : 2 Power Setting : 16</p>	<p>Left blank</p>



WIFI	Band 2 5250~5350MHz Band Edge @ 3m	
ANT	802.11ac VHT20 CH60 5300MHz - L	
1+2	Vertical	Fundamental
Peak	<p>Site : 03CH07-HY Condition : PEAK_BE_74 3m HF_ANT_00075962 VERTICAL RBW:1000.000KHz VBW:3000.000KHz SWT:Auto Detector : Peak Project : 790120-02 Mode : 2 Power Setting : 16</p>	<p>Site : 03CH07-HY Condition : PEAK_74 3m HF_ANT_00075962 VERTICAL RBW:1000.000KHz VBW:3000.000KHz SWT:Auto Detector : Peak Project : 790120-02 Mode : 2 Power Setting : 16</p>
Avg.	<p>Site : 03CH07-HY Condition : AVG_BE_54 3m HF_ANT_00075962 VERTICAL RBW:1000.000KHz VBW:3.000KHz SWT:Auto Detector : Peak Project : 790120-02 Mode : 2 Power Setting : 16</p>	Left blank



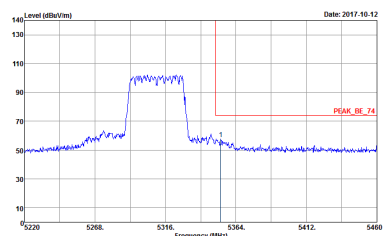
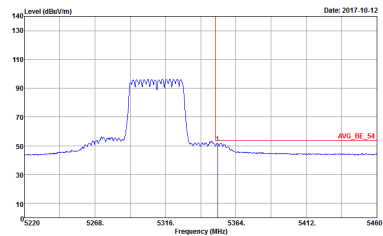
WIFI	Band 2 5250~5350MHz Band Edge @ 3m	
ANT	802.11ac VHT20 CH60 5300MHz - R	
1+2	Vertical	Fundamental
<p>Peak</p>	 <p>Site : 03CH07-HY Condition : PEAK_BE_74 3m HF_ANT_00075962 VERTICAL RBW:1000.000kHz VBW:3000.000kHz SWF:Auto Detector : Peak Project : 790120-02 Mode : 2 Power Setting : 16</p>	<p>Left blank</p>
<p>Avg.</p>	 <p>Site : 03CH07-HY Condition : AVG_BE_54 3m HF_ANT_00075962 VERTICAL RBW:1000.000kHz VBW:3.000kHz SWF:Auto Detector : Peak Project : 790120-02 Mode : 2 Power Setting : 16</p>	<p>Left blank</p>



**Band 2 5250~5350MHz
WIFI 802.11ac VHT40 (Band Edge @ 3m)**

WIFI	Band 2 5250~5350MHz Band Edge @ 3m	
ANT	802.11ac VHT40 CH62 5310 - L	
1+2	Horizontal	Fundamental
Peak	<p>Site : 03CH07-HY Condition : PEAK_BE_74 3m HF_ANT_00075962 HORIZONTAL Detector : RBW:3000.000kHz VBW:3000.000kHz SWT:Auto Peak : Project : 790120-02 Mode : 6 Power Setting : 8</p>	<p>Site : 03CH07-HY Condition : PEAK_74 3m HF_ANT_00075962 HORIZONTAL Detector : RBW:3000.000kHz VBW:3000.000kHz SWT:Auto Peak : Project : 790120-02 Mode : 6 Power Setting : 8</p>
Avg.	<p>Site : 03CH07-HY Condition : AVG_BE_54 3m HF_ANT_00075962 HORIZONTAL Detector : RBW:1000.000kHz VBW:3.000kHz SWT:Auto Peak : Project : 790120-02 Mode : 6 Power Setting : 8</p>	Left blank

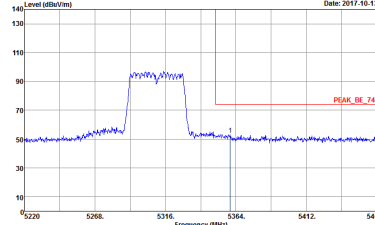
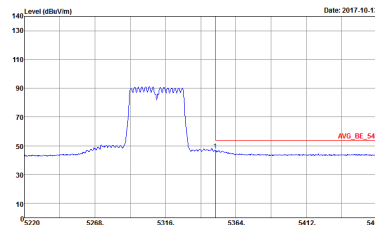


WIFI	Band 2 5250~5350MHz Band Edge @ 3m	
ANT	802.11ac VHT40 CH62 5310 - R	
1+2	Horizontal	Fundamental
<p>Peak</p>	 <p>Site : 03CH07-HY Condition : PEAK_BE_74 3m HF_ANT_00075962 HORIZONTAL Detector : Peak Project : 790120-02 Mode : 6 Power Setting : 8</p>	<p>Left blank</p>
<p>Avg.</p>	 <p>Site : 03CH07-HY Condition : AVG_BE_54 3m HF_ANT_00075962 HORIZONTAL Detector : Peak Project : 790120-02 Mode : 6 Power Setting : 8</p>	<p>Left blank</p>



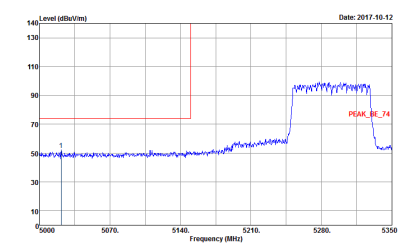
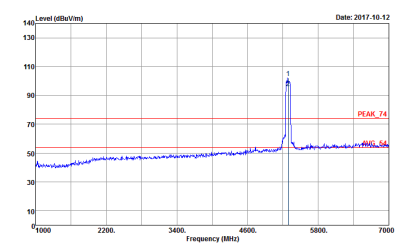
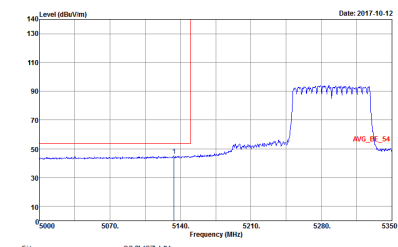
WIFI	Band 2 5250~5350MHz Band Edge @ 3m	
ANT	802.11ac VHT40 CH62 5310 - L	
1+2	Vertical	Fundamental
Peak	<p>Site : 03CH07-HY Condition : PEAK_BE_74 3m HF_ANT_00075962 VERTICAL RBW:1000.000KHz VBW:3000.000KHz SWT:Auto Detector : Peak Project : 790120-02 Mode : 6 Power Setting : 8</p>	<p>Site : 03CH07-HY Condition : PEAK_74 3m HF_ANT_00075962 VERTICAL RBW:1000.000KHz VBW:3000.000KHz SWT:Auto Detector : Peak Project : 790120-02 Mode : 6 Power Setting : 8</p>
Avg.	<p>Site : 03CH07-HY Condition : AVG_BE_54 3m HF_ANT_00075962 VERTICAL RBW:1000.000KHz VBW:3.000KHz SWT:Auto Detector : Peak Project : 790120-02 Mode : 6 Power Setting : 8</p>	Left blank



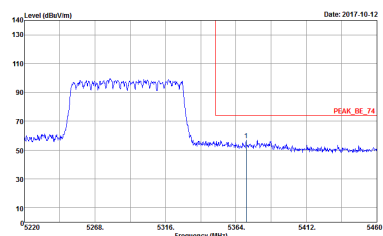
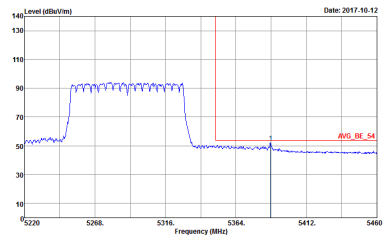
WIFI	Band 2 5250~5350MHz Band Edge @ 3m	
ANT	802.11ac VHT40 CH62 5310 - R	
1+2	Vertical	Fundamental
<p>Peak</p>	 <p>Site : 03CH07-HY Condition : PEAK_BE_74 3m HF_ANT_00075962 VERTICAL RBW:1000.000kHz VBW:3000.000kHz SWF:Auto Detector : Peak Project : 790120-02 Mode : 6 Power Setting : 8</p>	<p>Left blank</p>
<p>Avg.</p>	 <p>Site : 03CH07-HY Condition : AVG_BE_54 3m HF_ANT_00075962 VERTICAL RBW:1000.000kHz VBW:3.000kHz SWF:Auto Detector : Peak Project : 790120-02 Mode : 6 Power Setting : 8</p>	<p>Left blank</p>



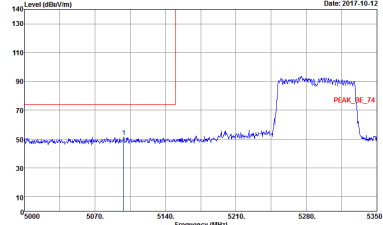
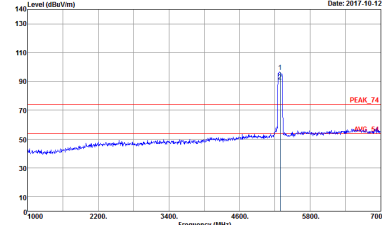
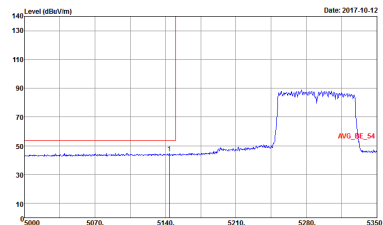
Band 2 5250~5350MHz
WIFI 802.11ac VHT80 (Band Edge @ 3m)

WIFI	Band 2 5250~5350MHz Band Edge @ 3m	
ANT	802.11ac VHT80 CH58 5290MHz - L	
1+2	Horizontal	Fundamental
Peak	 <p>Site : 03CH07-HY Condition : PEAK_BE_74 3m HF_ANT_00075962 HORIZONTAL Detector : RBW:3000.000KHz VBW:3000.000KHz SWT:Auto Peak : Project : 790120-02 Mode : 10 Power Setting : 8</p>	 <p>Site : 03CH07-HY Condition : PEAK_74 3m HF_ANT_00075962 HORIZONTAL Detector : RBW:1000.000KHz VBW:3000.000KHz SWT:Auto Peak : Project : 790120-02 Mode : 10 Power Setting : 8</p>
Avg.	 <p>Site : 03CH07-HY Condition : AVG_BE_54 3m HF_ANT_00075962 HORIZONTAL Detector : RBW:1000.000KHz VBW:10.000KHz SWT:Auto Peak : Project : 790120-02 Mode : 10 Power Setting : 8</p>	Left blank

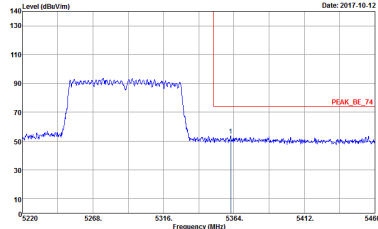
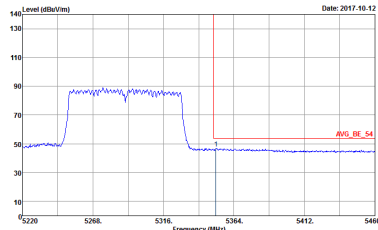


WIFI	Band 2 5250~5350MHz Band Edge @ 3m	
ANT	802.11ac VHT80 CH58 5290MHz - R	
1+2	Horizontal	Fundamental
Peak	 <p>Site : 03CH07-HY Condition : PEAK_BE_74 3m HF_ANT_00075962 HORIZONTAL Detector : Peak Project : 790120-02 Mode : 10 Power Setting : 8</p>	Left blank
Avg.	 <p>Site : 03CH07-HY Condition : AVG_BE_54 3m HF_ANT_00075962 HORIZONTAL Detector : Peak Project : 790120-02 Mode : 10 Power Setting : 8</p>	Left blank



WIFI	Band 2 5250~5350MHz Band Edge @ 3m	
ANT	802.11ac VHT80 CH58 5290MHz - L	
1+2	Vertical	Fundamental
Peak	 <p>Site : 03CH07-HY Condition : PEAK_BE_74 3m HF_ANT_00075962 VERTICAL RBW:1000.000KHz VBW:3000.000KHz SWT:Auto Detector : Peak Project : 790120-02 Mode : 10 Power Setting : 8</p>	 <p>Site : 03CH07-HY Condition : PEAK_74 3m HF_ANT_00075962 VERTICAL RBW:1000.000KHz VBW:3000.000KHz SWT:Auto Detector : Peak Project : 790120-02 Mode : 10 Power Setting : 8</p>
Avg.	 <p>Site : 03CH07-HY Condition : AVG_BE_54 3m HF_ANT_00075962 VERTICAL RBW:1000.000KHz VBW:10.000KHz SWT:Auto Detector : Peak Project : 790120-02 Mode : 10 Power Setting : 8</p>	Left blank



WIFI	Band 2 5250~5350MHz Band Edge @ 3m	
ANT	802.11ac VHT80 CH58 5290MHz - R	
1+2	Vertical	Fundamental
Peak	 <p>Site : 03CH07-HY Condition : PEAK_BE_74 3m HF_ANT_00075962 VERTICAL Detector : Peak Project : 790120-02 Mode : 10 Power Setting : 8</p>	Left blank
Avg.	 <p>Site : 03CH07-HY Condition : AVG_BE_54 3m HF_ANT_00075962 VERTICAL Detector : Peak Project : 790120-02 Mode : 10 Power Setting : 8</p>	Left blank



Band 2 - 5250~5350MHz
WIFI 802.11ac VHT20 (Harmonic @ 3m)

WIFI	Band 2 5250~5350MHz Harmonic @ 3m	
ANT	802.11ac VHT20 CH60 5300MHz	
1+2	Horizontal	Vertical
Peak Avg.	<p>Site : 03CH07-11Y Condition : PEAK(LINII) 3m SHF-EHF_131029 HORIZONTAL Detector : Peak Project : F90120-02 Mode : 2 Power Setting : 16</p>	<p>Site : 03CH07-11Y Condition : PEAK(LINII) 3m SHF-EHF_131029 VERTICAL Detector : Peak Project : F90120-02 Mode : 2 Power Setting : 16</p>



Band 2 5250~5350MHz
WIFI 802.11ac VHT40 (Harmonic @ 3m)

WIFI	Band 2 5250~5350MHz Harmonic @ 3m	
ANT	802.11ac VHT40 CH62 5310MHz	
1+2	Horizontal	Vertical
Peak Avg.	<p>Site : 03CH07-HY Condition : PEAK(UNII) 3m SHF-EHF_131029 HORIZONTAL Detector : Peak Project : 790120-02 Mode : 6 Power Setting : 8</p>	<p>Site : 03CH07-HY Condition : PEAK(UNII) 3m SHF-EHF_131029 VERTICAL Detector : Peak Project : 790120-02 Mode : 6 Power Setting : 8</p>



Band 2 5250~5350MHz
WIFI 802.11ac VHT80 (Harmonic @ 3m)

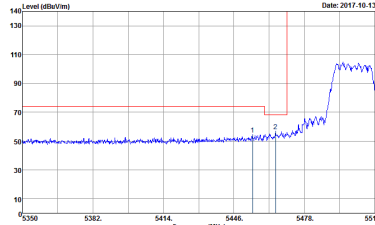
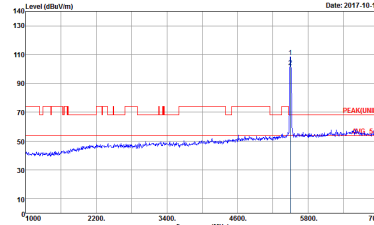
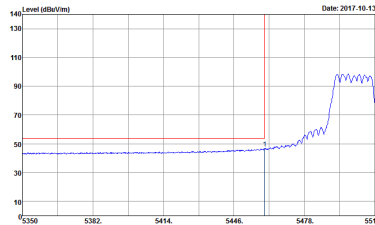
WIFI	Band 2 5250~5350MHz Harmonic @ 3m	
ANT	802.11ac VHT80 CH58 5290MHz	
1+2	Horizontal	Vertical
Peak Avg.	<p>Site : 03CH07-HY Condition : PEAK(UNII) 3m SHF-EHF_131029 HORIZONTAL Detector : Peak Project : 790120-02 Mode : 10 Power Setting : 8</p>	<p>Site : 03CH07-HY Condition : PEAK(UNII) 3m SHF-EHF_131029 VERTICAL Detector : Peak Project : 790120-02 Mode : 10 Power Setting : 8</p>



Band 3 - 5470~5725MHz
WIFI 802.11ac VHT20 (Band Edge @ 3m)

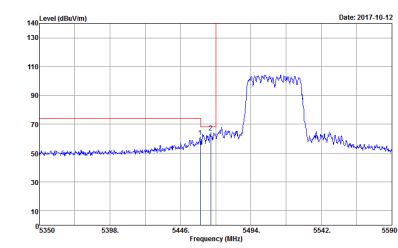
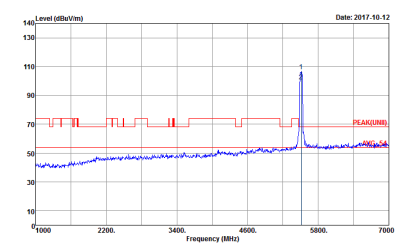
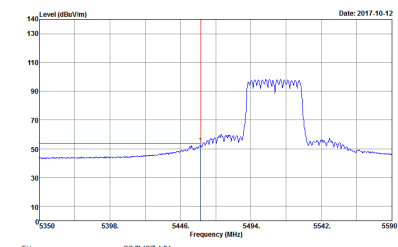
WIFI	Band 3 5470~5725MHz Band Edge @ 3m	
ANT	802.11ac VHT20 CH100 5500MHz	
1+2	Horizontal	Fundamental
Peak	<p>Site : 03CH07-HY Condition : PEAK_BE(UNIT)_B3 3m HF_ANT_00075962 HORIZONTAL RBW:1000.000KHz VBW:3000.000KHz SWT:Auto Detector : Peak Project : 790120-02 Mode : 3 Power Setting : 14.5</p>	<p>Site : 03CH07-HY Condition : PEAK(UNIT) 3m HF_ANT_00075962 HORIZONTAL RBW:1000.000KHz VBW:3000.000KHz SWT:Auto Detector : Peak Project : 790120-02 Mode : 3 Power Setting : 14.5</p>
Avg.	<p>Site : 03CH07-HY Condition : AVG_BE(UNIT)_B3 3m HF_ANT_00075962 HORIZONTAL RBW:1000.000KHz VBW:3000.000KHz SWT:Auto Detector : Peak Project : 790120-02 Mode : 3 Power Setting : 14.5</p>	Left blank



WIFI	Band 3 5470~5725MHz Band Edge @ 3m	
ANT	802.11ac VHT20 CH100 5500MHz	
1+2	Vertical	Fundamental
Peak	 <p>Site : 03CH07-HY Condition : PEAK_BE(UNII)_B3 3m HF_ANT_00075962 VERTICAL Detector : Peak Project : 790120-02 Mode : 3 Power Setting : 14.5</p>	 <p>Site : 03CH07-HY Condition : PEAK(UNII) 3m HF_ANT_00075962 VERTICAL Detector : Peak Project : 790120-02 Mode : 3 Power Setting : 14.5</p>
Avg.	 <p>Site : 03CH07-HY Condition : AVG_BE(UNII)_B3 3m HF_ANT_00075962 VERTICAL Detector : Peak Project : 790120-02 Mode : 3 Power Setting : 14.5</p>	Left blank



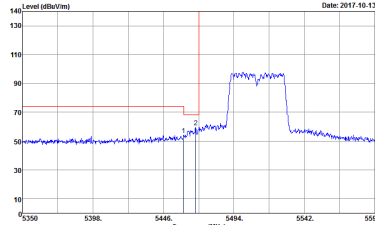
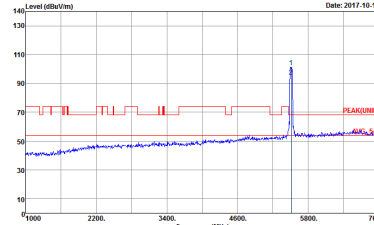
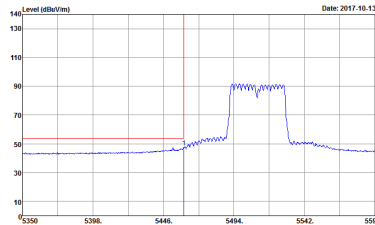
**Band 3 5470~5725MHz
WIFI 802.11ac VHT40 (Band Edge @ 3m)**

WIFI	Band 3 5470~5725MHz Band Edge @ 3m	
ANT	802.11ac VHT40 CH102 5510MHz - L	
1+2	Horizontal	Fundamental
Peak	 <p>Site : 03CH07-HY Condition : PEAK_BE(UNII)_B3 3m HF_ANT_00075962 HORIZONTAL Detector : RBW:3000.000kHz VBW:3000.000kHz SWF:Auto Peak : Project : 790120-02 Mode : 7 Power Setting : 10</p>	 <p>Site : 03CH07-HY Condition : PEAK(UNII) 3m HF_ANT_00075962 HORIZONTAL Detector : RBW:1000.000kHz VBW:3000.000kHz SWF:Auto Peak : Project : 790120-02 Mode : 7 Power Setting : 10</p>
Avg.	 <p>Site : 03CH07-HY Condition : AVG_BE(UNII)_B3 3m HF_ANT_00075962 HORIZONTAL Detector : RBW:1000.000kHz VBW:3.000kHz SWF:Auto Peak : Project : 790120-02 Mode : 7 Power Setting : 10</p>	Left blank

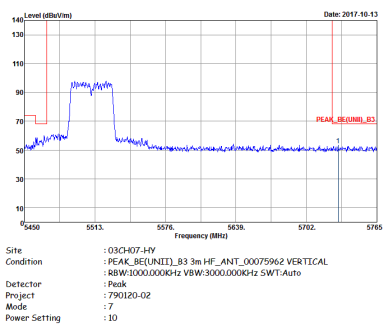


WIFI	Band 3 5470~5725MHz Band Edge @ 3m	
ANT	802.11ac VHT40 CH102 5510MHz - R	
1+2	Horizontal	Fundamental
Peak	<p>Site : 03CH07-HY Condition : PEAK_BE(UNIT)_B3 3m HF_ANT_00075962 HORIZONTAL Defector : Peak Project : 790120-02 Mode : 7 Power Setting : 10</p>	Left blank



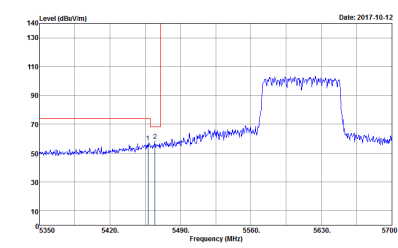
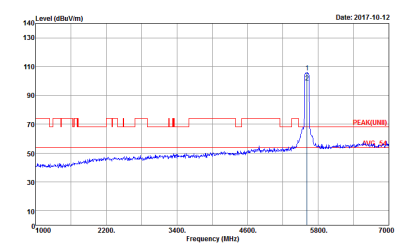
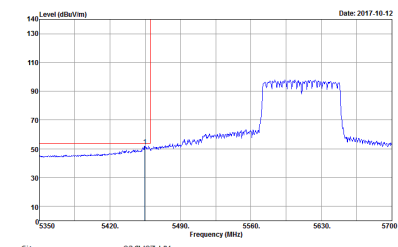
WIFI	Band 3 5470~5725MHz Band Edge @ 3m	
ANT	802.11ac VHT40 CH102 5510MHz - L	
1+2	Vertical	Fundamental
Peak	 <p>Site : 03CH07-HY Condition : PEAK_BE(UNII)_B3 3m HF_ANT_00075962 VERTICAL Detector : Peak Project : 790120-02 Mode : 7 Power Setting : 10</p>	 <p>Site : 03CH07-HY Condition : PEAK(UNII) 3m HF_ANT_00075962 VERTICAL Detector : Peak Project : 790120-02 Mode : 7 Power Setting : 10</p>
Avg.	 <p>Site : 03CH07-HY Condition : AVG_BE(UNII)_B3 3m HF_ANT_00075962 VERTICAL Detector : Peak Project : 790120-02 Mode : 7 Power Setting : 10</p>	Left blank



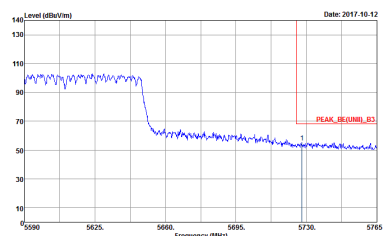
WIFI	Band 3 5470~5725MHz Band Edge @ 3m	
ANT	802.11ac VHT40 CH102 5510MHz - R	
1+2	Vertical	Fundamental
Peak	 <p>Site : 03CH07-HY Condition : PEAK_BE(UNII)_B3 3m HF_ANT_00075962 VERTICAL Detector : Peak Project : 790120-02 Mode : 7 Power Setting : 10</p>	Left blank



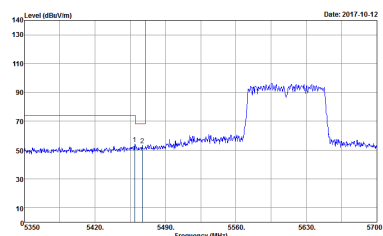
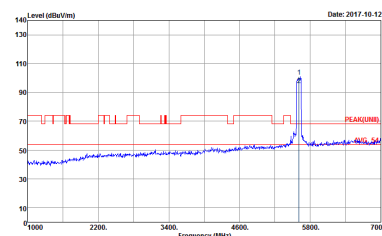
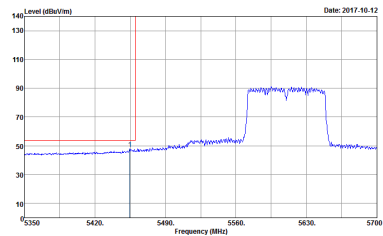
Band 3 5470~5725MHz
WIFI 802.11ac VHT80 (Band Edge @ 3m)

WIFI	Band 3 5470~5725MHz Band Edge @ 3m	
ANT	802.11ac VHT80 CH122 5610MHz - L	
1+2	Horizontal	Fundamental
Peak	 <p>Site : 03CH07-HY Condition : PEAK_BE(UNII)_B3 3m HF_ANT_00075962 HORIZONTAL Detector : RBW:1000.000KHz VBW:3000.000KHz SWT:Auto Peak : Project : 790120-02 Mode : 11 Power Setting : 13.5</p>	 <p>Site : 03CH07-HY Condition : PEAK(UNII) 3m HF_ANT_00075962 HORIZONTAL Detector : RBW:1000.000KHz VBW:3000.000KHz SWT:Auto Peak : Project : 790120-02 Mode : 11 Power Setting : 13.5</p>
Avg.	 <p>Site : 03CH07-HY Condition : AVG_BE(UNII)_B3 3m HF_ANT_00075962 HORIZONTAL Detector : RBW:1000.000KHz VBW:10.000KHz SWT:Auto Peak : Project : 790120-02 Mode : 11 Power Setting : 13.5</p>	Left blank

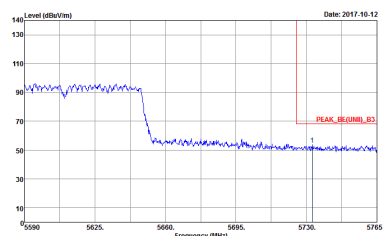


WIFI	Band 3 5470~5725MHz Band Edge @ 3m	
ANT	802.11ac VHT80 CH122 5610MHz - R	
1+2	Horizontal	Fundamental
Peak	 <p>Site : 03CH07-HY Condition : PEAK_BE(UNIT)_B3 3m HF_ANT_00075962 HORIZONTAL Detector : RBW:1000.000kHz VBW:3000.000kHz SWT:Auto Project : Peak Mode : 790120-02 Power Setting : 11 : 13.5</p>	Left blank



WIFI	Band 3 5470~5725MHz Band Edge @ 3m	
ANT	802.11ac VHT80 CH122 5610MHz - L	
1+2	Vertical	Fundamental
Peak	 <p>Site : 03CH07-HY Condition : PEAK_BE(UNII)_B3 3m HF_ANT_00075962 VERTICAL RBW:1000.000kHz VBW:3000.000kHz SWT:Auto Detector : Peak Project : 790120-02 Mode : 11 Power Setting : 13.5</p>	 <p>Site : 03CH07-HY Condition : PEAK(UNII) 3m HF_ANT_00075962 VERTICAL RBW:1000.000kHz VBW:3000.000kHz SWT:Auto Detector : Peak Project : 790120-02 Mode : 11 Power Setting : 13.5</p>
Avg.	 <p>Site : 03CH07-HY Condition : AVG_BE(UNII)_B3 3m HF_ANT_00075962 VERTICAL RBW:1000.000kHz VBW:10.000kHz SWT:Auto Detector : Peak Project : 790120-02 Mode : 11 Power Setting : 13.5</p>	Left blank



WIFI	Band 3 5470~5725MHz Band Edge @ 3m	
ANT	802.11ac VHT80 CH122 5610MHz - R	
1+2	Vertical	Fundamental
Peak	 <p>Site : 03CH07-HY Condition : PEAK_BE(UNII)_B3 3m HF_ANT_00075962 VERTICAL Detector : RBW:1000.000KHz VBW:3000.000KHz SWT:Auto Project : Peak Mode : 790120-02 Power Setting : 11 : 13.5</p>	Left blank



Band 3 - 5470~5725MHz
WIFI 802.11ac VHT20 (Harmonic @ 3m)

WIFI	Band 3 5470~5725MHz Harmonic @ 3m	
ANT	802.11ac VHT20 CH100 5500MHz	
1+2	Horizontal	Vertical
Peak Avg.	<p>Site : 03CH07-11Y Condition : PEAK(LINII) 3m SHF-EHF_131029 HORIZONTAL Detector : Peak Project : 790120-02 Mode : 3 Power Setting : 14.5</p>	<p>Site : 03CH07-11Y Condition : PEAK(LINII) 3m SHF-EHF_131029 VERTICAL Detector : Peak Project : 790120-02 Mode : 3 Power Setting : 14.5</p>



**Band 3 5470~5725MHz
WIFI 802.11ac VHT40 (Harmonic @ 3m)**

WIFI	Band 3 5470~5725MHz Harmonic @ 3m	
ANT	802.11ac VHT40 CH102 5510MHz	
1+2	Horizontal	Vertical
Peak Avg.	<p>Site : 03CH07-HY Condition : PEAK(UNII) 3m SHF-EHF_131029 HORIZONTAL Detector : Peak Project : 790120-02 Mode : 7 Power Setting : 10</p>	<p>Site : 03CH07-HY Condition : PEAK(UNII) 3m SHF-EHF_131029 VERTICAL Detector : Peak Project : 790120-02 Mode : 7 Power Setting : 10</p>



**Band 3 5470~5725MHz
WIFI 802.11ac VHT80 (Harmonic @ 3m)**

WIFI	Band 3 5470~5725MHz Harmonic @ 3m	
ANT	802.11ac VHT80 CH122 5610MHz	
1+2	Horizontal	Vertical
Peak Avg.	<p>Site : 03CH07-HY Condition : PEAK(UNII) 3m SHF-EHF_131029 HORIZONTAL Detector : Peak Project : 790120-02 Mode : 11 Power Setting : 13.5</p>	<p>Site : 03CH07-HY Condition : PEAK(UNII) 3m SHF-EHF_131029 VERTICAL Detector : Peak Project : 790120-02 Mode : 11 Power Setting : 13.5</p>



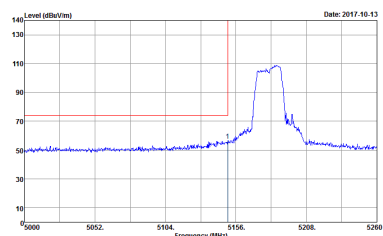
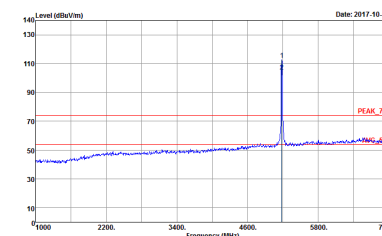
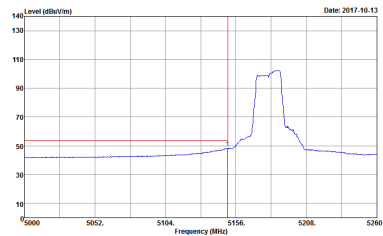
<TXBF Mode>

Band 1 - 5150~5250MHz

WIFI 802.11ac VHT20 (Band Edge @ 3m)

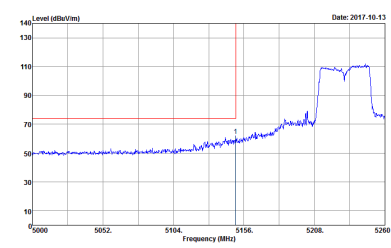
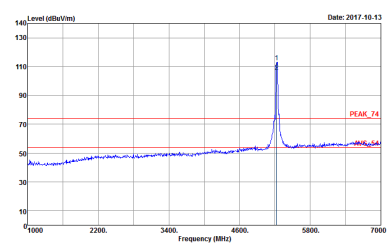
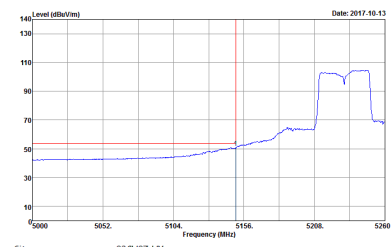
WIFI	Band 1 5150~5250MHz Band Edge @ 3m	
ANT	802.11ac VHT20 CH36 5180MHz	
1+2	Horizontal	Fundamental
Peak	<p>Site : 03CH07-HY Condition : PEAK_BE_74 3m HF_ANT_00075962 HORIZONTAL : RBW:1000.000KHz VBW:3000.000KHz SWT:Auto Detector : Peak Project : 790120-02 Mode : 25 Power Setting : 15</p>	<p>Site : 03CH07-HY Condition : PEAK_74 3m HF_ANT_00075962 HORIZONTAL : RBW:1000.000KHz VBW:3000.000KHz SWT:Auto Detector : Peak Project : 790120-02 Mode : 25 Power Setting : 15</p>
Avg.	<p>Site : 03CH07-HY Condition : AVG_BE_54 3m HF_ANT_00075962 HORIZONTAL : RBW:1000.000KHz VBW:3000KHz SWT:Auto Detector : Peak Project : 790120-02 Mode : 25 Power Setting : 15</p>	Left blank



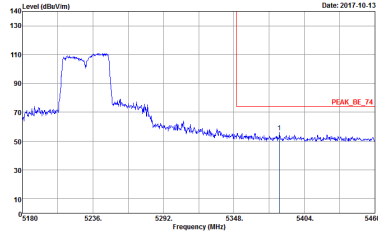
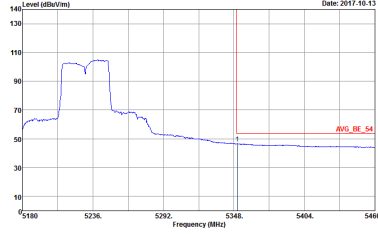
WIFI	Band 1 5150~5250MHz Band Edge @ 3m	
ANT	802.11ac VHT20 CH36 5180MHz	
1+2	Vertical	Fundamental
Peak	 <p>Site : 03CH07-HY Condition : PEAK_BE_74 3m HF_ANT_00075962 VERTICAL RBW:1000.000KHz VBW:3000.000KHz SWT:Auto Detector : Peak Project : 790120-02 Mode : 25 Power Setting : 15</p>	 <p>Site : 03CH07-HY Condition : PEAK_74 3m HF_ANT_00075962 VERTICAL RBW:1000.000KHz VBW:3000.000KHz SWT:Auto Detector : Peak Project : 790120-02 Mode : 25 Power Setting : 15</p>
Avg.	 <p>Site : 03CH07-HY Condition : AVG_BE_54 3m HF_ANT_00075962 VERTICAL RBW:1000.000KHz VBW:3000.000KHz SWT:Auto Detector : Peak Project : 790120-02 Mode : 25 Power Setting : 15</p>	Left blank



**Band 1 5150~5250MHz
WIFI 802.11ac VHT40 (Band Edge @ 3m)**

WIFI	Band 1 5150~5250MHz Band Edge @ 3m	
ANT	802.11ac VHT40 CH46 5230MHz - L	
1+2	Horizontal	Fundamental
<p align="center">Peak</p>	 <p>Site : 03CH07-HY Condition : PEAK_BE_74 3m HF_ANT_00075962 HORIZONTAL Detector : RBW:3000.000kHz VBW:3000.000kHz SWT:Auto Peak : Project : 790120-02 Mode : 29 Power Setting : 15</p>	 <p>Site : 03CH07-HY Condition : PEAK_74 3m HF_ANT_00075962 HORIZONTAL Detector : RBW:1000.000kHz VBW:3000.000kHz SWT:Auto Peak : Project : 790120-02 Mode : 29 Power Setting : 15</p>
<p align="center">Avg.</p>	 <p>Site : 03CH07-HY Condition : AVG_BE_54 3m HF_ANT_00075962 HORIZONTAL Detector : RBW:1000.000kHz VBW:0.300kHz SWT:Auto Peak : Project : 790120-02 Mode : 29 Power Setting : 15</p>	<p align="center">Left blank</p>

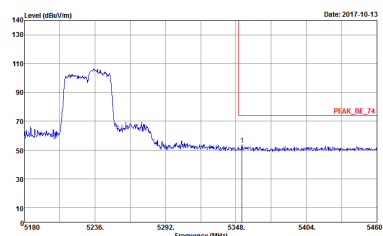
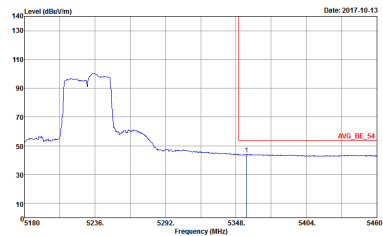


WIFI	Band 1 5150~5250MHz Band Edge @ 3m	
ANT	802.11ac VHT40 CH46 5230MHz - R	
1+2	Horizontal	Fundamental
<p>Peak</p>	 <p>Site : 03CH07-HY Condition : PEAK_BE_74 3m HF_ANT_00075962 HORIZONTAL RBW:1000.000kHz VBW:3000.000kHz SWF:Auto Detector : Peak Project : 790120-02 Mode : 29 Power Setting : 15</p>	<p>Left blank</p>
<p>Avg.</p>	 <p>Site : 03CH07-HY Condition : AVG_BE_54 3m HF_ANT_00075962 HORIZONTAL RBW:1000.000kHz VBW:3000.000kHz SWF:Auto Detector : Peak Project : 790120-02 Mode : 29 Power Setting : 15</p>	<p>Left blank</p>



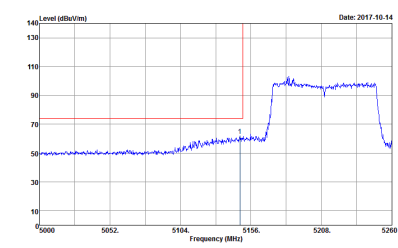
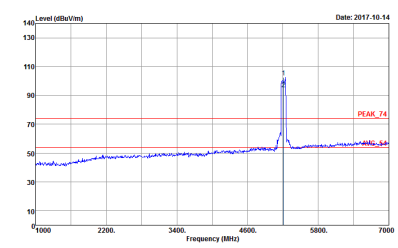
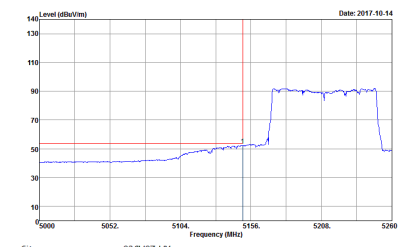
WIFI	Band 1 5150~5250MHz Band Edge @ 3m	
ANT	802.11ac VHT40 CH46 5230MHz - L	
1+2	Vertical	Fundamental
Peak	<p>Site : 03CH07-HY Condition : PEAK_BE_74 3m HF_ANT_00075962 VERTICAL Detector : Peak Project : 790120-02 Mode : 29 Power Setting : 15</p>	<p>Site : 03CH07-HY Condition : PEAK_74 3m HF_ANT_00075962 VERTICAL Detector : Peak Project : 790120-02 Mode : 29 Power Setting : 15</p>
Avg.	<p>Site : 03CH07-HY Condition : AVG_BE_54 3m HF_ANT_00075962 VERTICAL Detector : Peak Project : 790120-02 Mode : 29 Power Setting : 15</p>	Left blank



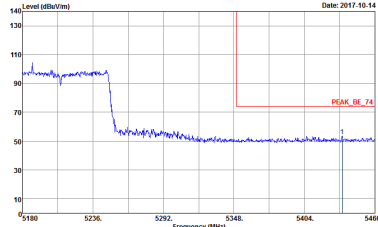
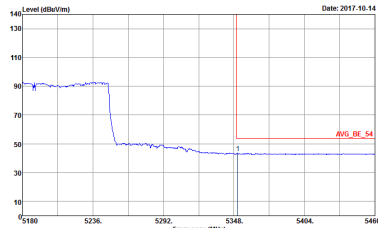
WIFI	Band 1 5150~5250MHz Band Edge @ 3m	
ANT	802.11ac VHT40 CH46 5230MHz - R	
1+2	Vertical	Fundamental
Peak	 <p>Site : 03CH07-HY Condition : PEAK_BE_74 3m HF_ANT_00075962 VERTICAL RBW:1000.000kHz VBW:3000.000kHz SWF:Auto Detector : Peak Project : 790120-02 Mode : 29 Power Setting : 15</p>	Left blank
Avg.	 <p>Site : 03CH07-HY Condition : AVG_BE_54 3m HF_ANT_00075962 VERTICAL RBW:1000.000kHz VBW:3000.000kHz SWF:Auto Detector : Peak Project : 790120-02 Mode : 29 Power Setting : 15</p>	Left blank



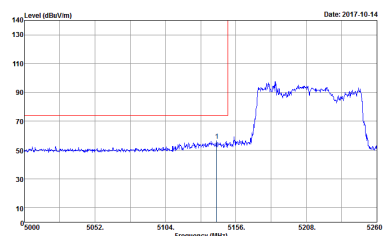
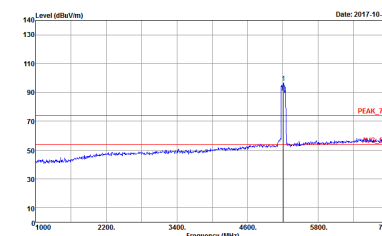
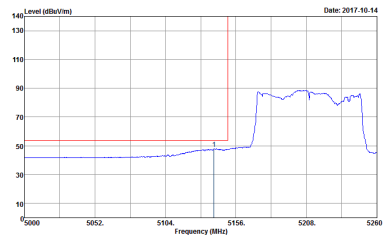
**Band 1 5150~5250MHz
WIFI 802.11ac VHT80 (Band Edge @ 3m)**

WIFI	Band 1 5150~5250MHz Band Edge @ 3m	
ANT	802.11ac VHT80 CH42 5210MHz - L	
1+2	Horizontal	Fundamental
Peak	 <p>Site : 03CH07-HY Condition : PEAK_BE_74 3m HF_ANT_00075962 HORIZONTAL Detector : RBW:3000.000kHz VBW:3000.000kHz SWT:Auto Peak : Project : 790120-02 Mode : 33 Power Setting : 7.5</p>	 <p>Site : 03CH07-HY Condition : PEAK_74 3m HF_ANT_00075962 HORIZONTAL Detector : RBW:1000.000kHz VBW:3000.000kHz SWT:Auto Peak : Project : 790120-02 Mode : 33 Power Setting : 7.5</p>
Avg.	 <p>Site : 03CH07-HY Condition : AVG_BE_54 3m HF_ANT_00075962 HORIZONTAL Detector : RBW:1000.000kHz VBW:0.300kHz SWT:Auto Peak : Project : 790120-02 Mode : 33 Power Setting : 7.5</p>	Left blank

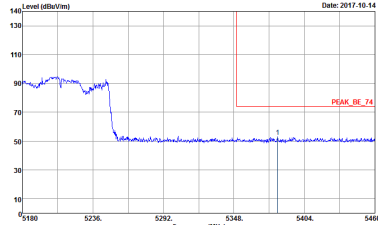



WIFI	Band 1 5150~5250MHz Band Edge @ 3m	
ANT	802.11ac VHT80 CH42 5210MHz - R	
1+2	Horizontal	Fundamental
<p>Peak</p>	 <p>Site : 03CH07-HY Condition : PEAK_BE_74 3m HF_ANT_00075962 HORIZONTAL Detector : Peak Project : 790120-02 Mode : 33 Power Setting : 7.5</p>	<p>Left blank</p>
<p>Avg.</p>	 <p>Site : 03CH07-HY Condition : AVG_BE_54 3m HF_ANT_00075962 HORIZONTAL Detector : Peak Project : 790120-02 Mode : 33 Power Setting : 7.5</p>	<p>Left blank</p>



WIFI	Band 1 5150~5250MHz Band Edge @ 3m	
ANT	802.11ac VHT80 CH42 5210MHz - L	
1+2	Vertical	Fundamental
Peak	 <p>Site : 03CH07-HY Condition : PEAK_BE_74 3m HF_ANT_00075962 VERTICAL RBW:1000.000kHz VBW:3000.000kHz SWT:Auto Detector : Peak Project : 790120-02 Mode : 33 Power Setting : 7.5</p>	 <p>Site : 03CH07-HY Condition : PEAK_74 3m HF_ANT_00075962 VERTICAL RBW:1000.000kHz VBW:3000.000kHz SWT:Auto Detector : Peak Project : 790120-02 Mode : 33 Power Setting : 7.5</p>
Avg.	 <p>Site : 03CH07-HY Condition : AVG_BE_54 3m HF_ANT_00075962 VERTICAL RBW:1000.000kHz VBW:3000.000kHz SWT:Auto Detector : Peak Project : 790120-02 Mode : 33 Power Setting : 7.5</p>	Left blank



WIFI	Band 1 5150~5250MHz Band Edge @ 3m	
ANT	802.11ac VHT80 CH42 5210MHz - R	
1+2	Vertical	Fundamental
<p>Peak</p>	 <p>Site : 03CH07-HY Condition : PEAK_BE_74 3m HF_ANT_00075962 VERTICAL Detector : Peak Project : 790120-02 Mode : 33 Power Setting : 7.5</p>	<p>Left blank</p>
<p>Avg.</p>	 <p>Site : 03CH07-HY Condition : AVG_BE_54 3m HF_ANT_00075962 VERTICAL Detector : Peak Project : 790120-02 Mode : 33 Power Setting : 7.5</p>	<p>Left blank</p>



Band 1 - 5150~5250MHz
WIFI 802.11ac VHT20 (Harmonic @ 3m)

WIFI	Band 1 5150~5250MHz Harmonic @ 3m	
ANT	802.11ac VHT20 CH36 5180MHz	
1+2	Horizontal	Vertical
Peak Avg.	<p>Site : 03CH07-11Y Condition : PEAK(UNII) 3m SHF-EHF_131029 HORIZONTAL Detector : Peak Project : 790120-02 Mode : 25 Power Setting : 15</p>	<p>Site : 03CH07-11Y Condition : PEAK(UNII) 3m SHF-EHF_131029 VERTICAL Detector : Peak Project : 790120-02 Mode : 25 Power Setting : 15</p>



Band 1 5150~5250MHz
WIFI 802.11ac VHT40 (Harmonic @ 3m)

WIFI	Band 1 5150~5250MHz Harmonic @ 3m	
ANT	802.11ac VHT40 CH46 5230MHz	
1+2	Horizontal	Vertical
Peak Avg.	<p>Site : 03CH07-HY Condition : PEAK(UNII) 3m SHF-EHF_131029 HORIZONTAL Detector : Peak Project : 790120-02 Mode : 29 Power Setting : 15</p>	<p>Site : 03CH07-HY Condition : PEAK(UNII) 3m SHF-EHF_131029 VERTICAL Detector : Peak Project : 790120-02 Mode : 29 Power Setting : 15</p>



**Band 1 5150~5250MHz
WIFI 802.11ac VHT80 (Harmonic @ 3m)**

WIFI	Band 1 5150~5250MHz Harmonic @ 3m	
ANT	802.11ac VHT80 CH42 5210MHz	
1+2	Horizontal	Vertical
Peak Avg.	<p>Site : 03CH07-HY Condition : PEAK(UNII) 3m SHF-EHF_131029 HORIZONTAL Detector : Peak Project : 790120-02 Mode : 33 Power Setting : 7.5</p>	<p>Site : 03CH07-HY Condition : PEAK(UNII) 3m SHF-EHF_131029 VERTICAL Detector : Peak Project : 790120-02 Mode : 33 Power Setting : 7.5</p>



Band 2 - 5250~5350MHz
WIFI 802.11ac VHT20 (Band Edge @ 3m)

WIFI	Band 2 5250~5350MHz Band Edge @ 3m	
ANT	802.11ac VHT20 CH64 5320MHz	
1+2	Horizontal	Fundamental
Peak	<p>Site : 03CH07-HY Condition : PEAK_BE_74 3m HF_ANT_00075962 HORIZONTAL : RBW:1000.000KHz VBW:3000.000KHz SWT:Auto Detector : Peak Project : 790120-02 Mode : 26 Power Setting : 15.5</p>	<p>Site : 03CH07-HY Condition : PEAK_74 3m HF_ANT_00075962 HORIZONTAL : RBW:1000.000KHz VBW:3000.000KHz SWT:Auto Detector : Peak Project : 790120-02 Mode : 26 Power Setting : 15.5</p>
Avg.	<p>Site : 03CH07-HY Condition : AVG_BE_54 3m HF_ANT_00075962 HORIZONTAL : RBW:1000.000KHz VBW:300KHz SWT:Auto Detector : Peak Project : 790120-02 Mode : 26 Power Setting : 15.5</p>	Left blank



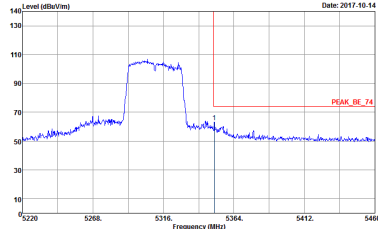
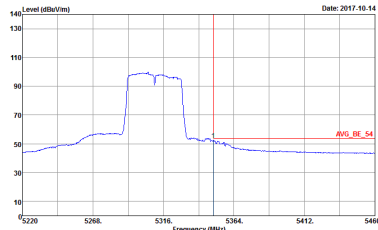
WIFI	Band 2 5250~5350MHz Band Edge @ 3m	
ANT	802.11ac VHT20 CH64 5320MHz	
1+2	Vertical	Fundamental
Peak	<p>Site : 03CH07-HY Condition : PEAK_BE_74 3m HF_ANT_00075962 VERTICAL RBW:1000.000KHz VBW:3000.000KHz SWT:Auto Detector : Peak Project : 790120-02 Mode : 26 Power Setting : 15.5</p>	<p>Site : 03CH07-HY Condition : PEAK_74 3m HF_ANT_00075962 VERTICAL RBW:1000.000KHz VBW:3000.000KHz SWT:Auto Detector : Peak Project : 790120-02 Mode : 26 Power Setting : 15.5</p>
Avg.	<p>Site : 03CH07-HY Condition : AVG_BE_54 3m HF_ANT_00075962 VERTICAL RBW:1000.000KHz VBW:3.000KHz SWT:Auto Detector : Peak Project : 790120-02 Mode : 26 Power Setting : 15.5</p>	Left blank



Band 2 5250~5350MHz
WIFI 802.11ac VHT40 (Band Edge @ 3m)

WIFI	Band 2 5250~5350MHz Band Edge @ 3m	
ANT	802.11ac VHT40 CH62 5310 - L	
1+2	Horizontal	Fundamental
Peak	<p>Date: 2017-10-14</p> <p>Site : 03CH07-HY Condition : PEAK_BE_74 3m HF_ANT_00075962 HORIZONTAL Detector : RBW:3000.000kHz VBW:3000.000kHz SWT:Auto Peak : Project : 790120-02 Mode : 30 Power Setting : 11</p>	<p>Date: 2017-10-14</p> <p>Site : 03CH07-HY Condition : PEAK_74 3m HF_ANT_00075962 HORIZONTAL Detector : RBW:3000.000kHz VBW:3000.000kHz SWT:Auto Peak : Project : 790120-02 Mode : 30 Power Setting : 11</p>
Avg.	<p>Date: 2017-10-14</p> <p>Site : 03CH07-HY Condition : AVG_BE_54 3m HF_ANT_00075962 HORIZONTAL Detector : RBW:1000.000kHz VBW:0.300kHz SWT:Auto Peak : Project : 790120-02 Mode : 30 Power Setting : 11</p>	Left blank

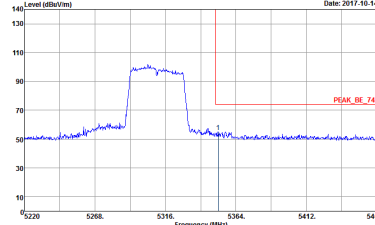
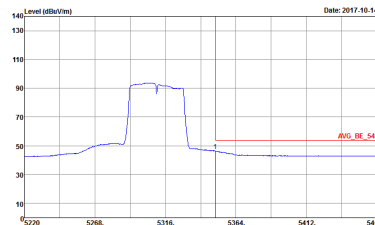


WIFI	Band 2 5250~5350MHz Band Edge @ 3m	
ANT	802.11ac VHT40 CH62 5310 - R	
1+2	Horizontal	Fundamental
<p>Peak</p>	 <p>Site : 03CH07-HY Condition : PEAK_BE_74 3m HF_ANT_00075962 HORIZONTAL Detector : Peak Project : 790120-02 Mode : 30 Power Setting : 11</p>	<p>Left blank</p>
<p>Avg.</p>	 <p>Site : 03CH07-HY Condition : AVG_BE_54 3m HF_ANT_00075962 HORIZONTAL Detector : Peak Project : 790120-02 Mode : 30 Power Setting : 11</p>	<p>Left blank</p>



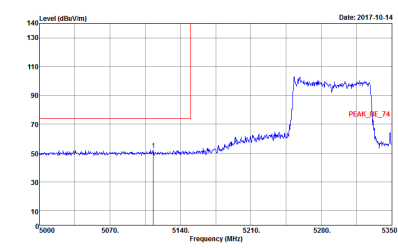
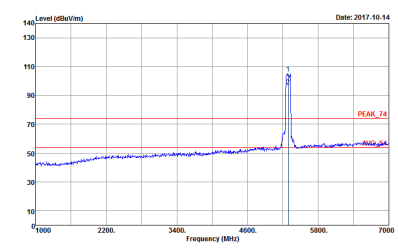
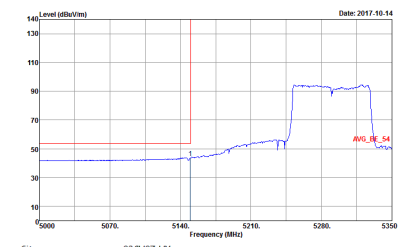
WIFI	Band 2 5250~5350MHz Band Edge @ 3m	
ANT	802.11ac VHT40 CH62 5310 - L	
1+2	Vertical	Fundamental
Peak	<p>Site : 03CH07-HY Condition : PEAK_BE_74 3m HF_ANT_00075962 VERTICAL Detector : Peak Project : 790120-02 Mode : 30 Power Setting : 11</p>	<p>Site : 03CH07-HY Condition : PEAK_74 3m HF_ANT_00075962 VERTICAL Detector : Peak Project : 790120-02 Mode : 30 Power Setting : 11</p>
Avg.	<p>Site : 03CH07-HY Condition : AVG_BE_54 3m HF_ANT_00075962 VERTICAL Detector : Peak Project : 790120-02 Mode : 30 Power Setting : 11</p>	Left blank



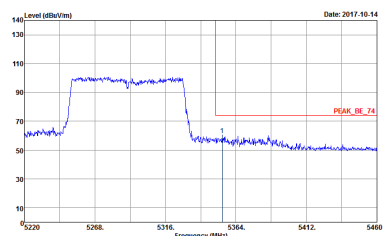
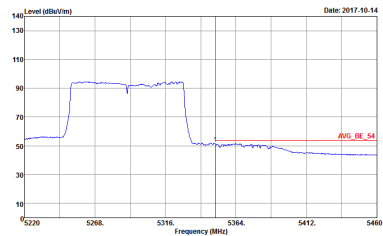
WIFI	Band 2 5250~5350MHz Band Edge @ 3m	
ANT	802.11ac VHT40 CH62 5310 - R	
1+2	Vertical	Fundamental
Peak	 <p>Site : 03CH07-HY Condition : PEAK_BE_74 3m HF_ANT_00075962 VERTICAL RBW:1000.000kHz VBW:3000.000kHz SWF:Auto Detector : Peak Project : 790120-02 Mode : 30 Power Setting : 11</p>	Left blank
Avg.	 <p>Site : 03CH07-HY Condition : AVG_BE_54 3m HF_ANT_00075962 VERTICAL RBW:1000.000kHz VBW:3000.000kHz SWF:Auto Detector : Peak Project : 790120-02 Mode : 30 Power Setting : 11</p>	Left blank



Band 2 5250~5350MHz
WIFI 802.11ac VHT80 (Band Edge @ 3m)

WIFI	Band 2 5250~5350MHz Band Edge @ 3m	
ANT	802.11ac VHT80 CH58 5290MHz - L	
1+2	Horizontal	Fundamental
Peak	 <p>Site : 03CH07-HY Condition : PEAK_BE_74 3m HF_ANT_00075962 HORIZONTAL Detector : Peak Project : 790120-02 Mode : 34 Power Setting : 9</p>	 <p>Site : 03CH07-HY Condition : PEAK_74 3m HF_ANT_00075962 HORIZONTAL Detector : Peak Project : 790120-02 Mode : 34 Power Setting : 9</p>
Avg.	 <p>Site : 03CH07-HY Condition : AVG_BE_54 3m HF_ANT_00075962 HORIZONTAL Detector : Peak Project : 790120-02 Mode : 34 Power Setting : 9</p>	Left blank

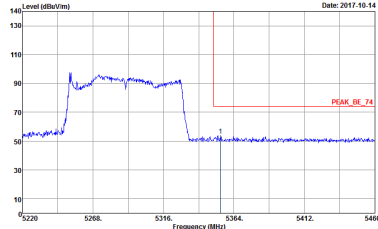
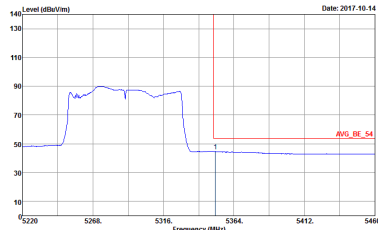


WIFI	Band 2 5250~5350MHz Band Edge @ 3m	
ANT	802.11ac VHT80 CH58 5290MHz - R	
1+2	Horizontal	Fundamental
<p>Peak</p>	 <p>Site : 03CH07-HY Condition : PEAK_BE_74 3m HF_ANT_00075962 HORIZONTAL Detector : Peak Project : 790120-02 Mode : 34 Power Setting : 9</p>	<p>Left blank</p>
<p>Avg.</p>	 <p>Site : 03CH07-HY Condition : AVG_BE_54 3m HF_ANT_00075962 HORIZONTAL Detector : Peak Project : 790120-02 Mode : 34 Power Setting : 9</p>	<p>Left blank</p>



WIFI	Band 2 5250~5350MHz Band Edge @ 3m	
ANT	802.11ac VHT80 CH58 5290MHz - L	
1+2	Vertical	Fundamental
Peak	<p>Site : 03CH07-HY Condition : PEAK_BE_74 3m HF_ANT_00075962 VERTICAL Detector : Peak Project : 790120-02 Mode : 34 Power Setting : 9</p>	<p>Site : 03CH07-HY Condition : PEAK_74 3m HF_ANT_00075962 VERTICAL Detector : Peak Project : 790120-02 Mode : 34 Power Setting : 9</p>
Avg.	<p>Site : 03CH07-HY Condition : AVG_BE_54 3m HF_ANT_00075962 VERTICAL Detector : Peak Project : 790120-02 Mode : 34 Power Setting : 9</p>	Left blank



WIFI	Band 2 5250~5350MHz Band Edge @ 3m	
ANT	802.11ac VHT80 CH58 5290MHz - R	
1+2	Vertical	Fundamental
Peak	 <p>Site : 03CH07-HY Condition : PEAK_BE_74 3m HF_ANT_00075962 VERTICAL Detector : Peak Project : 790120-02 Mode : 34 Power Setting : 9</p>	Left blank
Avg.	 <p>Site : 03CH07-HY Condition : AVG_BE_54 3m HF_ANT_00075962 VERTICAL Detector : Peak Project : 790120-02 Mode : 34 Power Setting : 9</p>	Left blank



Band 2 - 5250~5350MHz
WIFI 802.11ac VHT20 (Harmonic @ 3m)

Table with 2 columns: Horizontal and Vertical. Each column contains a graph of Level (dBuV/m) vs Frequency (MHz) and associated test parameters like Site, Condition, Detector, Project, Mode, and Power Setting.



Band 2 5250~5350MHz
WIFI 802.11ac VHT40 (Harmonic @ 3m)

WIFI	Band 2 5250~5350MHz Harmonic @ 3m	
ANT	802.11ac VHT40 CH62 5310MHz	
1+2	Horizontal	Vertical
Peak Avg.	<p>Site : 03CH07-HY Condition : PEAK(UNII) 3m SHF-EHF_131029 HORIZONTAL Detector : Peak Project : 790120-02 Mode : 30 Power Setting : 11</p>	<p>Site : 03CH07-HY Condition : PEAK(UNII) 3m SHF-EHF_131029 VERTICAL Detector : Peak Project : 790120-02 Mode : 30 Power Setting : 11</p>

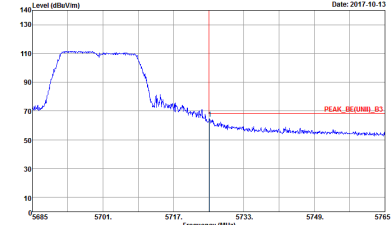
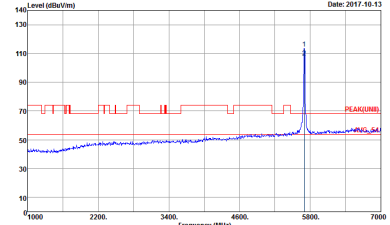


Band 2 5250~5350MHz
WIFI 802.11ac VHT80 (Harmonic @ 3m)

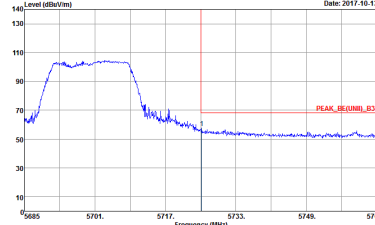
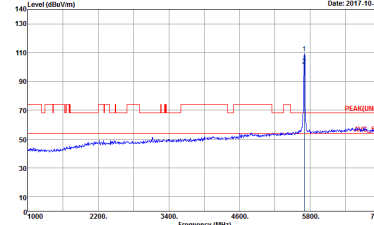
WIFI	Band 2 5250~5350MHz Harmonic @ 3m	
ANT	802.11ac VHT80 CH58 5290MHz	
1+2	Horizontal	Vertical
Peak Avg.	<p>Site : 03CH07-HY Condition : PEAK(UNII) 3m SHF-EHF_131029 HORIZONTAL Detector : Peak Project : 790120-02 Mode : 34 Power Setting : -9</p>	<p>Site : 03CH07-HY Condition : PEAK(UNII) 3m SHF-EHF_131029 VERTICAL Detector : Peak Project : 790120-02 Mode : 34 Power Setting : -9</p>



Band 3 - 5470~5725MHz
WIFI 802.11ac VHT20 (Band Edge @ 3m)

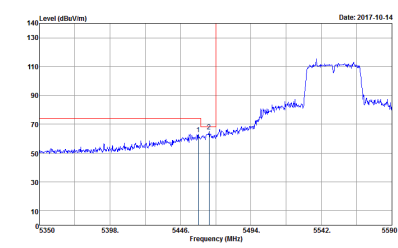
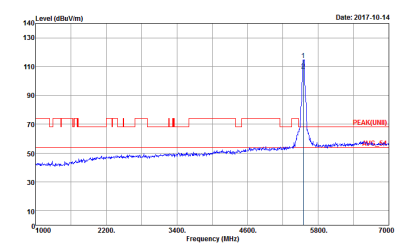
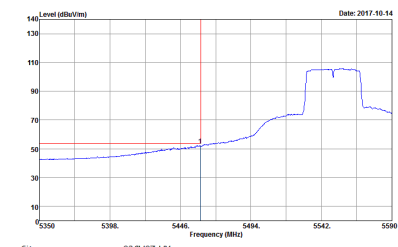
WIFI	Band 3 5470~5725MHz Band Edge @ 3m	
ANT	802.11ac VHT20 CH140 5700MHz	
1+2	Horizontal	Fundamental
<p align="center">Peak</p>	 <p>Date: 2017.10.13</p> <p>Site : 03CH07-HY Condition : PEAK_BE(UNI)_B3 3m HF_ANT_00075962 HORIZONTAL : RBW:1000.000KHz VBW:3000.000KHz SWT:Auto Detector : Peak Project : 790120-02 Mode : Z7 Power Setting : 15</p>	 <p>Date: 2017.10.13</p> <p>Site : 03CH07-HY Condition : PEAK(UNI)_3m HF_ANT_00075962 HORIZONTAL : RBW:1000.000KHz VBW:3000.000KHz SWT:Auto Detector : Peak Project : 790120-02 Mode : Z7 Power Setting : 15</p>



WIFI	Band 3 5470~5725MHz Band Edge @ 3m	
ANT	802.11ac VHT20 CH140 5700MHz	
1+2	Vertical	Fundamental
<p>Peak</p>	 <p>Site : 03CH07-HY Condition : PEAK_BE(UNII)_B3 3m HF_ANT_00075962 VERTICAL Detector : Peak Project : 790120-02 Mode : 27 Power Setting : 15</p>	 <p>Site : 03CH07-HY Condition : PEAK(UNII) 3m HF_ANT_00075962 VERTICAL Detector : Peak Project : 790120-02 Mode : 27 Power Setting : 15</p>



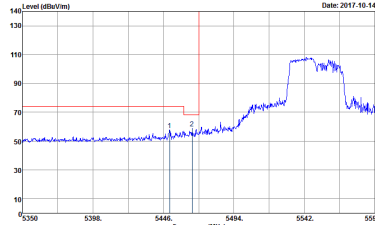
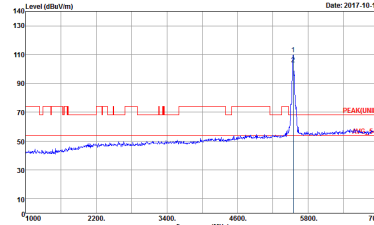
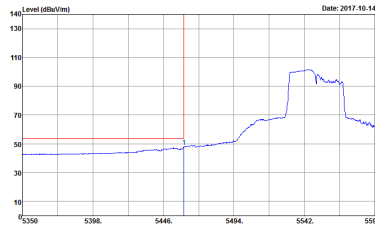
**Band 3 5470~5725MHz
WIFI 802.11ac VHT40 (Band Edge @ 3m)**

WIFI	Band 3 5470~5725MHz Band Edge @ 3m	
ANT	802.11ac VHT40 CH110 5550MHz - L	
1+2	Horizontal	Fundamental
Peak	 <p>Site : 03CH07-HY Condition : PEAK_BE(UNII)_B3 3m HF_ANT_00075962 HORIZONTAL Detector : RBW:3000.000kHz VBW:3000.000kHz SWT:Auto Peak : Project : 790120-02 Mode : 31 Power Setting : 16.5</p>	 <p>Site : 03CH07-HY Condition : PEAK(UNII) 3m HF_ANT_00075962 HORIZONTAL Detector : RBW:1000.000kHz VBW:3000.000kHz SWT:Auto Peak : Project : 790120-02 Mode : 31 Power Setting : 16.5</p>
Avg.	 <p>Site : 03CH07-HY Condition : AVG_BE(UNII)_B3 3m HF_ANT_00075962 HORIZONTAL Detector : RBW:1000.000kHz VBW:0.300kHz SWT:Auto Peak : Project : 790120-02 Mode : 31 Power Setting : 16.5</p>	Left blank



WIFI	Band 3 5470~5725MHz Band Edge @ 3m	
ANT	802.11ac VHT40 CH110 5550MHz - R	
1+2	Horizontal	Fundamental
Peak	<p>Site : 03CH07-HY Condition : PEAK_BE(UNIT)_B3 3m HF_ANT_00075962 HORIZONTAL Deflector : Peak Project : 790120-02 Mode : 31 Power Setting : 16.5</p>	Left blank



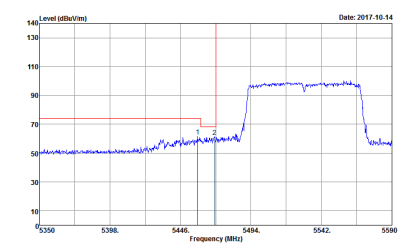
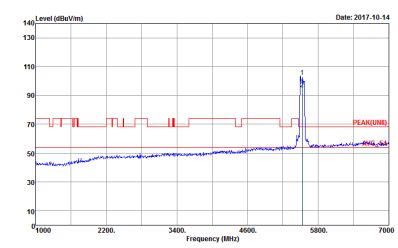
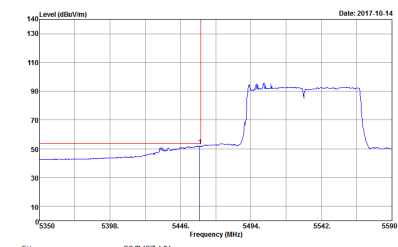
WIFI	Band 3 5470~5725MHz Band Edge @ 3m	
ANT	802.11ac VHT40 CH110 5550MHz - L	
1+2	Vertical	Fundamental
Peak	 <p>Site : 03CH07-HY Condition : PEAK_BE(UNII)_B3 3m HF_ANT_00075962 VERTICAL Detector : Peak Project : 790120-02 Mode : 31 Power Setting : 16.5</p>	 <p>Site : 03CH07-HY Condition : PEAK(UNII) 3m HF_ANT_00075962 VERTICAL Detector : Peak Project : 790120-02 Mode : 31 Power Setting : 16.5</p>
Avg.	 <p>Site : 03CH07-HY Condition : AVG_BE(UNII)_B3 3m HF_ANT_00075962 VERTICAL Detector : Peak Project : 790120-02 Mode : 31 Power Setting : 16.5</p>	Left blank



WIFI	Band 3 5470~5725MHz Band Edge @ 3m	
ANT	802.11ac VHT40 CH110 5550MHz - R	
1+2	Vertical	Fundamental
Peak	<p>Site : 03CH07-HY Condition : PEAK_BE(UNII)_B3 3m HF_ANT_00075962 VERTICAL Detector : Peak Project : 790120-02 Mode : 31 Power Setting : 16.5</p>	Left blank



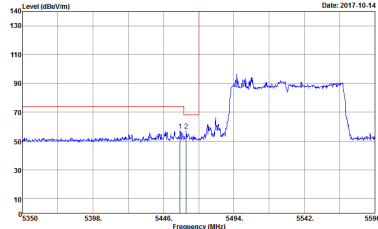
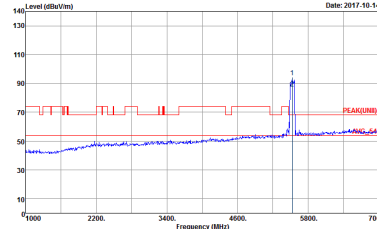
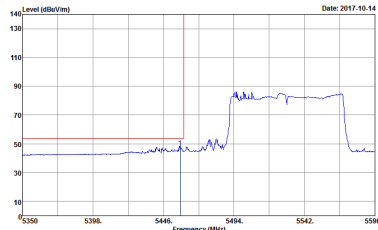
**Band 3 5470~5725MHz
WIFI 802.11ac VHT80 (Band Edge @ 3m)**

WIFI	Band 3 5470~5725MHz Band Edge @ 3m	
ANT	802.11ac VHT80 CH106 5530MHz - L	
1+2	Horizontal	Fundamental
Peak	 <p>Site : 03CH07-HY Condition : PEAK_BE(UNII)_B3 3m HF_ANT_00075962 HORIZONTAL Detector : RBW:3000.000KHz VBW:3000.000KHz SWT:Auto Peak : Project : 790120-02 Mode : 35 Power Setting : 8</p>	 <p>Site : 03CH07-HY Condition : PEAK(UNII) 3m HF_ANT_00075962 HORIZONTAL Detector : RBW:1000.000KHz VBW:3000.000KHz SWT:Auto Peak : Project : 790120-02 Mode : 35 Power Setting : 8</p>
Avg.	 <p>Site : 03CH07-HY Condition : AVG_BE(UNII)_B3 3m HF_ANT_00075962 HORIZONTAL Detector : RBW:1000.000KHz VBW:0.300KHz SWT:Auto Peak : Project : 790120-02 Mode : 35 Power Setting : 8</p>	Left blank



WIFI	Band 3 5470~5725MHz Band Edge @ 3m	
ANT	802.11ac VHT80 CH106 5530MHz - R	
1+2	Horizontal	Fundamental
Peak	<p>Site : 03CH07-HY Condition : PEAK_BE(UNIT)_B3 3m HF_ANT_00075962 HORIZONTAL Defector : Peak Project : 790120-02 Mode : 35 Power Setting : 8</p>	Left blank



WIFI	Band 3 5470~5725MHz Band Edge @ 3m	
ANT	802.11ac VHT80 CH106 5530MHz - L	
1+2	Vertical	Fundamental
Peak	 <p>Site : 03CH07-HY Condition : PEAK_BE(UNII)_B3 3m HF_ANT_00075962 VERTICAL Detector : Peak Project : 790120-02 Mode : 35 Power Setting : 8</p>	 <p>Site : 03CH07-HY Condition : PEAK(UNII) 3m HF_ANT_00075962 VERTICAL Detector : Peak Project : 790120-02 Mode : 35 Power Setting : 8</p>
Avg.	 <p>Site : 03CH07-HY Condition : AVG_BE(UNII)_B3 3m HF_ANT_00075962 VERTICAL Detector : Peak Project : 790120-02 Mode : 35 Power Setting : 8</p>	Left blank



WIFI	Band 3 5470~5725MHz Band Edge @ 3m	
ANT	802.11ac VHT80 CH106 5530MHz - R	
1+2	Vertical	Fundamental
Peak	<p>Site : 03CH07-HY Condition : PEAK_BE(UNII)_B3 3m HF_ANT_00075962 VERTICAL Deflector : Peak Project : 790120-02 Mode : 35 Power Setting : 8</p>	Left blank



Band 3 - 5470~5725MHz
WIFI 802.11ac VHT20 (Harmonic @ 3m)

WIFI	Band 3 5470~5725MHz Harmonic @ 3m	
ANT	802.11ac VHT20 CH140 5700MHz	
1+2	Horizontal	Vertical
Peak Avg.	<p>Site : 03CH07-14Y Condition : PEAK(LINII) 3m SHF-EHF_131029 HORIZONTAL Detector : Peak Project : F90120-02 Mode : 27 Power Setting : 15</p>	<p>Site : 03CH07-14Y Condition : PEAK(LINII) 3m SHF-EHF_131029 VERTICAL Detector : Peak Project : F90120-02 Mode : 27 Power Setting : 15</p>



**Band 3 5470~5725MHz
WIFI 802.11ac VHT40 (Harmonic @ 3m)**

WIFI	Band 3 5470~5725MHz Harmonic @ 3m	
ANT	802.11ac VHT40 CH110 5550MHz	
1+2	Horizontal	Vertical
Peak Avg.	<p>Site : 03CH07-HY Condition : PEAK(UNII) 3m SHF-EHF_131029 HORIZONTAL Detector : Peak Project : 790120-02 Mode : 31 Power Setting : 16.5</p>	<p>Site : 03CH07-HY Condition : PEAK(UNII) 3m SHF-EHF_131029 VERTICAL Detector : Peak Project : 790120-02 Mode : 31 Power Setting : 16.5</p>



Band 3 5470~5725MHz
WIFI 802.11ac VHT80 (Harmonic @ 3m)

Table with 2 columns: Horizontal and Vertical. Rows include WIFI (Band 3 5470~5725MHz Harmonic @ 3m), ANT (802.11ac VHT80 CH106 5530MHz), 1+2, and Peak Avg. Each graph shows Level (dBu/m) vs Frequency (MHz) with a peak at 5530MHz.



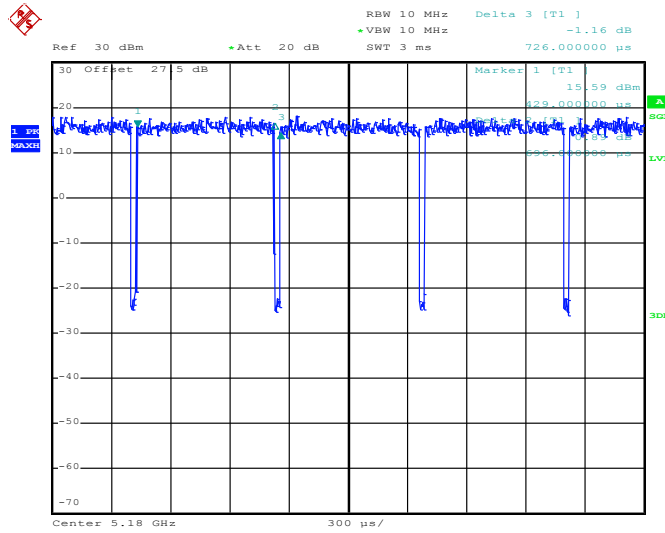
Appendix C. Duty Cycle Plots

Antenna	Band	Duty Cycle(%)	T(us)	1/T(kHz)	VBW Setting
1	5GHz 802.11ac VHT20	95.87	696	1.44	3kHz
1 + 2	5GHz 802.11ac VHT20 for Ant. 1	95.08	696	1.44	3kHz
1 + 2	5GHz 802.11ac VHT20 for Ant. 2	95.90	702	1.42	3kHz
1	5GHz 802.11ac VHT40	91.84	360	2.78	3kHz
1 + 2	5GHz 802.11ac VHT40 for Ant. 1	91.84	360	2.78	3kHz
1 + 2	5GHz 802.11ac VHT40 for Ant. 2	91.84	360	2.78	3kHz
1	5GHz 802.11ac VHT80	85.32	186	5.38	10kHz
1 + 2	5GHz 802.11ac VHT80 for Ant. 1	86.24	188	5.32	10kHz
1 + 2	5GHz 802.11ac VHT80 for Ant. 2	86.24	188	5.32	10kHz



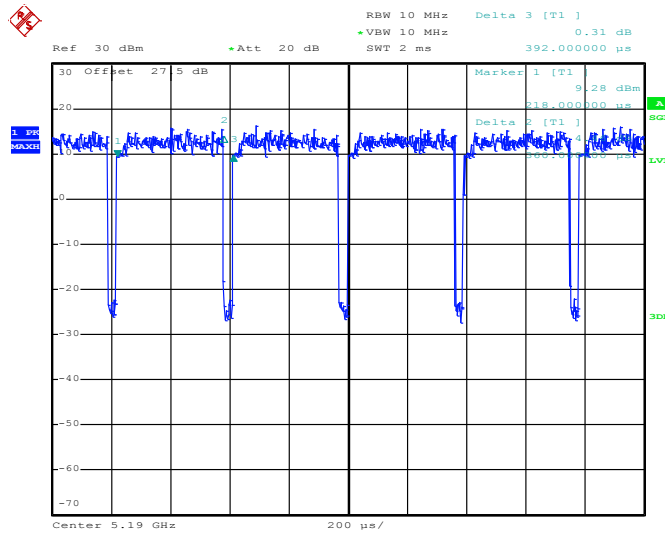
<Ant. 1>

802.11ac VHT20



Date: 4.OCT.2017 10:04:56

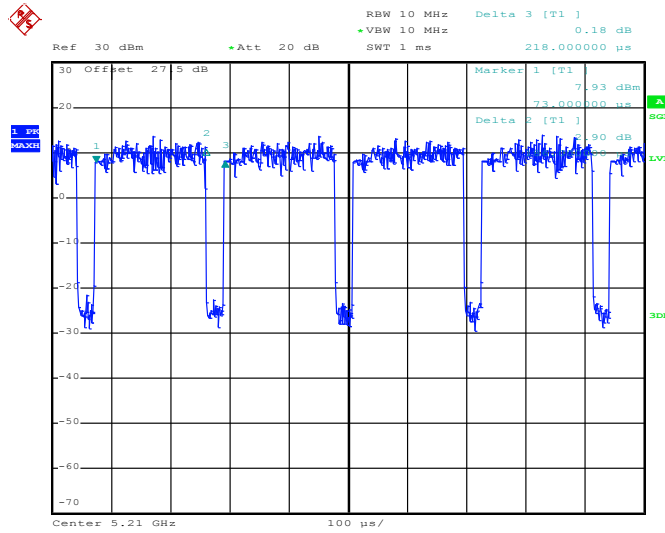
802.11ac VHT40



Date: 4.OCT.2017 11:25:23



802.11ac VHT80

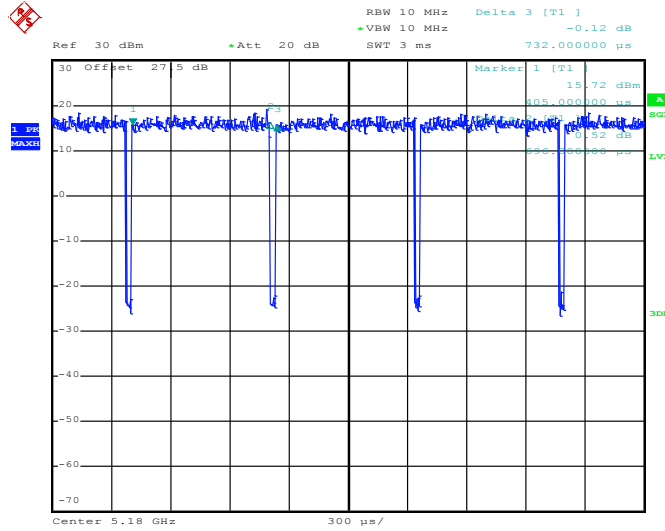


Date: 4.OCT.2017 12:05:20



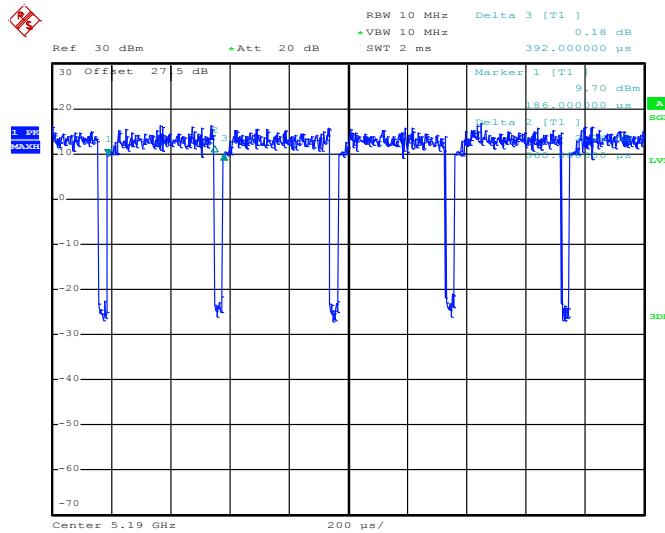
MIMO <Ant. 1>

802.11ac VHT20



Date: 4.OCT.2017 10:09:24

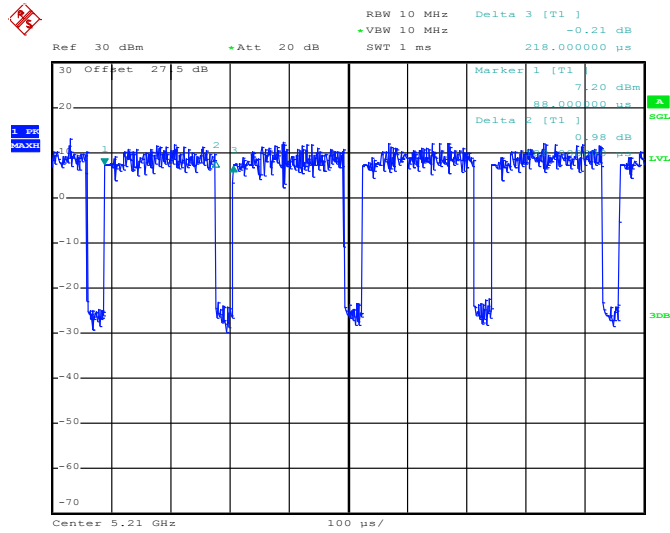
802.11ac VHT40



Date: 4.OCT.2017 11:30:57



802.11ac VHT80

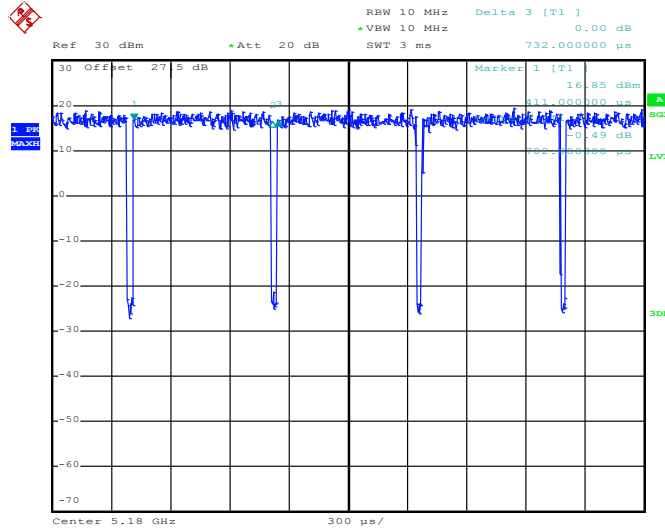


Date: 4.OCT.2017 12:10:04



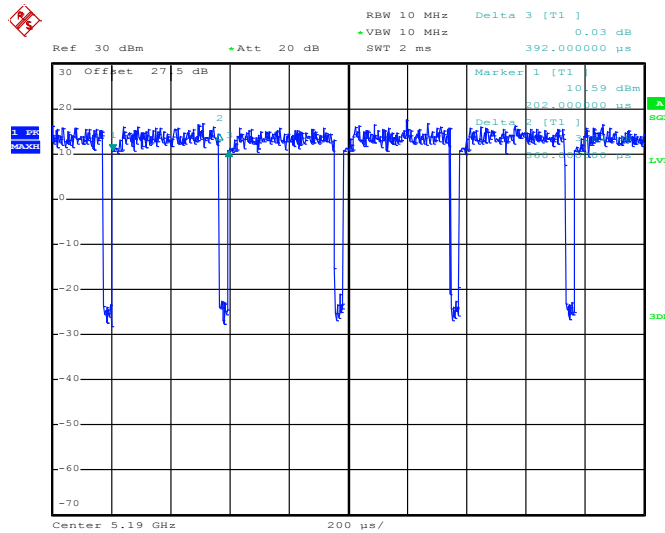
MIMO <Ant. 2>

802.11ac VHT20



Date: 4.OCT.2017 10:10:04

802.11ac VHT40



Date: 4.OCT.2017 11:31:45

