



**2.4GHz 2400~2483.5MHz  
WIFI 802.11n HT40 (Band Edge @ 3m)**

WIFI Ant. 1+2	Note	Frequency ( MHz )	Level ( dBμV/m )	Over Limit ( dB )	Limit Line ( dBμV/m )	Read Level ( dBμV )	Antenna Factor ( dB/m )	Path Loss ( dB )	Preamp Factor ( dB )	Ant Pos ( cm )	Table Pos ( deg )	Peak Avg. ( P/A )	Pol. ( H/V )
802.11n HT40 CH 03 2422MHz		2389.38	59.33	-14.67	74	48.34	27.52	16.63	33.16	119	355	P	H
		2389.94	51.87	-2.13	54	40.88	27.52	16.63	33.16	119	355	A	H
	*	2422	108.51	-	-	97.59	27.46	16.66	33.2	119	355	P	H
	*	2422	101.09	-	-	90.17	27.46	16.66	33.2	119	355	A	H
		2485.72	55.12	-18.88	74	44.35	27.33	16.71	33.27	119	355	P	H
		2484.46	46.22	-7.78	54	35.45	27.33	16.71	33.27	119	355	A	H
		2343.46	55.5	-18.5	74	44.39	27.64	16.57	33.1	138	96	P	V
		2388.82	46.39	-7.61	54	35.4	27.52	16.63	33.16	138	96	A	V
	*	2422	99.78	-	-	88.86	27.46	16.66	33.2	138	96	P	V
	*	2422	91.58	-	-	80.66	27.46	16.66	33.2	138	96	A	V
		2490.13	55.03	-18.97	74	44.27	27.32	16.72	33.28	138	96	P	V
		2496.36	46.01	-7.99	54	35.27	27.31	16.72	33.29	138	96	A	V
802.11n HT40 CH 06 2437MHz		2389.66	62.86	-11.14	74	51.87	27.52	16.63	33.16	119	356	P	H
		2389.94	52.64	-1.36	54	41.65	27.52	16.63	33.16	119	356	A	H
	*	2437	113.09	-	-	102.2	27.43	16.67	33.21	119	356	P	H
	*	2437	104.6	-	-	93.71	27.43	16.67	33.21	119	356	A	H
		2483.62	60.81	-13.19	74	50.04	27.33	16.71	33.27	119	356	P	H
		2483.69	52.27	-1.73	54	41.5	27.33	16.71	33.27	119	356	A	H
		2322.88	55.03	-18.97	74	43.8	27.76	16.55	33.08	105	99	P	V
		2362.08	45.97	-8.03	54	34.92	27.58	16.59	33.12	105	99	A	V
	*	2437	105.61	-	-	94.72	27.43	16.67	33.21	105	99	P	V
	*	2437	97.43	-	-	86.54	27.43	16.67	33.21	105	99	A	V
		2492.16	55.55	-18.45	74	44.79	27.32	16.72	33.28	105	99	P	V
		2483.69	46.73	-7.27	54	35.96	27.33	16.71	33.27	105	99	A	V



<b>802.11n</b>  <b>HT40</b>  <b>CH 09</b>  <b>2452MHz</b>		2327.92	54.69	-19.31	74	43.49	27.73	16.55	33.08	204	354	P	H
		2388.96	46.16	-7.84	54	35.17	27.52	16.63	33.16	204	354	A	H
	*	2452	109.49	-	-	98.64	27.4	16.68	33.23	204	354	P	H
	*	2452	101.33	-	-	90.48	27.4	16.68	33.23	204	354	A	H
		2483.76	61.31	-12.69	74	50.54	27.33	16.71	33.27	204	354	P	H
		2484.11	52.89	-1.11	54	42.12	27.33	16.71	33.27	204	354	A	H
		2323.72	55.08	-18.92	74	43.85	27.76	16.55	33.08	132	99	P	V
		2312.66	45.87	-8.13	54	34.58	27.82	16.54	33.07	132	99	A	V
	*	2452	101.01	-	-	90.16	27.4	16.68	33.23	132	99	P	V
	*	2452	92.8	-	-	81.95	27.4	16.68	33.23	132	99	A	V
		2486	54.53	-19.47	74	43.76	27.33	16.71	33.27	132	99	P	V
		2484.95	46.48	-7.52	54	35.71	27.33	16.71	33.27	132	99	A	V
<b>Remark</b>	1. No other spurious found. 2. All results are PASS against Peak and Average limit line.												



**2.4GHz 2400~2483.5MHz  
WIFI 802.11n HT40 (Harmonic @ 3m)**

WIFI Ant. 1+2	Note	Frequency ( MHz )	Level ( dBμV/m )	Over Limit ( dB )	Limit Line ( dBμV/m )	Read Level ( dBμV )	Antenna Factor ( dB/m )	Path Loss ( dB )	Preamp Factor ( dB )	Ant Pos ( cm )	Table Pos ( deg )	Peak Avg. ( P/A )	Pol. ( H/V )
802.11n HT40 CH 03 2422MHz		4844	37.49	-36.51	74	59.58	31.1	10.07	63.26	100	0	P	H
		7266	43.09	-30.91	74	54.82	36.6	12.45	60.78	100	0	P	H
													H
													H
		4844	37.3	-36.7	74	59.39	31.1	10.07	63.26	100	0	P	V
		7266	43.64	-30.36	74	55.37	36.6	12.45	60.78	100	0	P	V
													V
802.11n HT40 CH 06 2437MHz		4874	39.62	-34.38	74	61.69	31.1	10.08	63.25	100	0	P	H
		7311	44.09	-29.91	74	55.74	36.58	12.5	60.73	100	0	P	H
													H
													H
		4874	37.57	-36.43	74	59.64	31.1	10.08	63.25	100	0	P	V
		7311	45.08	-28.92	74	56.73	36.58	12.5	60.73	100	0	P	V
													V
802.11n HT40 CH 09 2452MHz		4904	38.52	-35.48	74	60.57	31.12	10.07	63.24	100	0	P	H
		7356	42.98	-31.02	74	54.62	36.48	12.55	60.67	100	0	P	H
													H
													H
		4904	38.57	-35.43	74	60.62	31.12	10.07	63.24	100	0	P	V
		7356	45.3	-28.7	74	56.94	36.48	12.55	60.67	100	0	P	V
													V
Remark	1. No other spurious found.												
	2. All results are PASS against Peak and Average limit line.												



2.4GHz 2400~2483.5MHz

Emission below 1GHz

2.4GHz WIFI 802.11n HT40 (LF)

WIFI Ant.	Note	Frequency	Level	Over Limit	Limit Line	Read Level	Antenna Factor	Path Loss	Preamp Factor	Ant Pos	Table Pos	Peak Avg.	Pol.	
1+2		( MHz )	( dBμV/m )	( dB )	( dBμV/m )	( dBμV )	( dB/m )	( dB )	( dB )	( cm )	( deg )	( P/A )	( H/V )	
2.4GHz 802.11n HT40 LF		42.61	31.56	-8.44	40	43.04	17.92	0.96	30.36	-	-	P	H	
		63.95	31.64	-8.36	40	49.16	11.76	1.18	30.46	100	0	P	H	
		114.39	30.04	-13.46	43.5	41.96	16.97	1.52	30.41	-	-	P	H	
		717.73	36.14	-9.86	46	34.64	27.04	3.94	29.48	-	-	P	H	
		746.83	35.13	-10.87	46	32.58	27.92	4.04	29.41	-	-	P	H	
		894.27	37.36	-8.64	46	33	29.02	4.49	29.15	-	-	P	H	
														H
														H
														H
														H
														H
														H
			42.61	36.51	-3.49	40	47.99	17.92	0.96	30.36	100	87	QP	V
			42.61	41.19	1.19	40	52.67	17.92	0.96	30.36	100	87	P	V
			112.45	30.12	-13.38	43.5	42.1	16.92	1.52	30.42	-	-	P	V
			186.17	25.09	-18.41	43.5	38.68	14.83	1.92	30.34	-	-	P	V
			731.31	34.34	-11.66	46	32.25	27.55	3.99	29.45	-	-	P	V
			885.54	39	-7	46	34.62	29.08	4.46	29.16	-	-	P	V
			955.38	36.25	-9.75	46	29.84	30.71	4.68	28.98	-	-	P	V
														V
													V	
													V	
													V	
													V	
Remark	1. No other spurious found. 2. All results are PASS against limit line.													



<TXBF Mode>

2.4GHz 2400~2483.5MHz

WIFI 802.11ac VHT20 (Band Edge @ 3m)

WIFI Ant.	Note	Frequency	Level	Over Limit	Limit Line	Read Level	Antenna Factor	Path Loss	Preamp Factor	Ant Pos	Table Pos	Peak Avg.	Pol.	
1+2		( MHz )	( dBμV/m )	( dB )	( dBμV/m )	( dBμV )	( dB/m )	( dB )	( dB )	( cm )	( deg )	( P/A )	( H/V )	
802.11ac VHT20 CH 01 2412MHz		2347.905	55.83	-18.17	74	44.75	27.61	16.58	33.11	208	45	P	H	
		2390	46.69	-7.31	54	35.7	27.52	16.63	33.16	208	45	A	H	
	*	2412	105.82	-	-	94.87	27.48	16.65	33.18	208	45	P	H	
	*	2412	96.78	-	-	85.83	27.48	16.65	33.18	208	45	A	H	
													H	
													H	
			2390	61.24	-12.76	74	50.25	27.52	16.63	33.16	185	28	P	V
			2390	52.01	-1.99	54	41.02	27.52	16.63	33.16	185	28	A	V
		*	2412	113.41	-	-	102.46	27.48	16.65	33.18	185	28	P	V
		*	2412	104	-	-	93.05	27.48	16.65	33.18	185	28	A	V
													V	
													V	
802.11ac VHT20 CH 06 2437MHz		2375.8	55.14	-18.86	74	44.12	27.55	16.61	33.14	203	46	P	H	
		2389.94	45.44	-8.56	54	34.45	27.52	16.63	33.16	203	46	A	H	
	*	2437	107.6	-	-	96.71	27.43	16.67	33.21	203	46	P	H	
	*	2437	97.9	-	-	87.01	27.43	16.67	33.21	203	46	A	H	
		2483.64	55.29	-18.71	74	44.52	27.33	16.71	33.27	203	46	P	H	
		2485.2	45.63	-8.37	54	34.86	27.33	16.71	33.27	203	46	A	H	
		2389.94	57.79	-16.21	74	46.8	27.52	16.63	33.16	178	23	P	V	
		2389.94	48.3	-5.7	54	37.31	27.52	16.63	33.16	178	23	A	V	
		*	2437	114.05	-	-	103.16	27.43	16.67	33.21	178	23	P	V
		*	2437	104.91	-	-	94.02	27.43	16.67	33.21	178	23	A	V
		2484.48	58.9	-15.1	74	48.13	27.33	16.71	33.27	178	23	P	V	
		2484.36	49.32	-4.68	54	38.55	27.33	16.71	33.27	178	23	A	V	



<b>802.11ac</b> <b>VHT20</b> <b>CH 11</b> <b>2462MHz</b>	*	2462	100.81	-	-	89.98	27.38	16.69	33.24	201	53	P	H
	*	2462	91.35	-	-	80.52	27.38	16.69	33.24	201	53	A	H
		2490.28	55.31	-18.69	74	44.55	27.32	16.72	33.28	201	53	P	H
		2483.96	45.75	-8.25	54	34.98	27.33	16.71	33.27	201	53	A	H
													H
													H
	*	2462	107	-	-	96.17	27.38	16.69	33.24	171	46	P	V
	*	2462	101.74	-	-	90.91	27.38	16.69	33.24	171	46	A	V
		2483.8	59.97	-14.03	74	49.2	27.33	16.71	33.27	171	46	P	V
		2483.6	50.22	-3.78	54	39.45	27.33	16.71	33.27	171	46	A	V
													V
													V
<b>Remark</b>	1. No other spurious found. 2. All results are PASS against Peak and Average limit line.												



**2.4GHz 2400~2483.5MHz  
WIFI 802.11ac VHT20 (Harmonic @ 3m)**

WIFI Ant. 1+2	Note	Frequency ( MHz )	Level ( dBµV/m )	Over Limit ( dB )	Limit Line ( dBµV/m )	Read Level ( dBµV )	Antenna Factor ( dB/m )	Path Loss ( dB )	Preamp Factor ( dB )	Ant Pos ( cm )	Table Pos ( deg )	Peak Avg. ( P/A )	Pol. ( H/V )	
802.11ac VHT20 CH 01 2412MHz		4824	40.05	-33.95	74	62.15	31.1	10.07	63.27	100	0	P	H	
													H	
													H	
													H	
			4824	42.01	-31.99	74	64.11	31.1	10.07	63.27	100	0	P	V
														V
														V
802.11ac VHT20 CH 06 2437MHz		4874	41.12	-32.88	74	63.19	31.1	10.08	63.25	100	0	P	H	
		7311	44.85	-29.15	74	56.5	36.58	12.5	60.73	100	0	P	H	
													H	
													H	
			4874	44	-30	74	66.07	31.1	10.08	63.25	100	0	P	V
			7311	45.21	-28.79	74	56.86	36.58	12.5	60.73	100	0	P	V
														V
802.11ac VHT20 CH 11 2462MHz		4924	38.26	-35.74	74	60.22	31.2	10.07	63.23	100	0	P	H	
		7386	44.48	-29.52	74	56.18	36.36	12.58	60.64	100	0	P	H	
													H	
													H	
			4924	40.11	-33.89	74	62.07	31.2	10.07	63.23	100	0	P	V
			7386	45.23	-28.77	74	56.93	36.36	12.58	60.64	100	0	P	V
														V
Remark	1. No other spurious found.													
	2. All results are PASS against Peak and Average limit line.													



**2.4GHz 2400~2483.5MHz  
WIFI 802.11ac VHT40 (Band Edge @ 3m)**

WIFI Ant. 1+2	Note	Frequency ( MHz )	Level ( dBμV/m )	Over Limit ( dB )	Limit Line ( dBμV/m )	Read Level ( dBμV )	Antenna Factor ( dB/m )	Path Loss ( dB )	Preamp Factor ( dB )	Ant Pos ( cm )	Table Pos ( deg )	Peak Avg. ( P/A )	Pol. ( H/V )
802.11ac VHT40 CH 03 2422MHz		2310.7	54.9	-19.1	74	43.59	27.84	16.53	33.06	199	62	P	H
		2389.8	46.36	-7.64	54	35.37	27.52	16.63	33.16	199	62	A	H
	*	2422	98.61	-	-	87.69	27.46	16.66	33.2	199	62	P	H
	*	2422	89.64	-	-	78.72	27.46	16.66	33.2	199	62	A	H
		2492.16	55.72	-18.28	74	44.96	27.32	16.72	33.28	199	62	P	H
		2485.72	45.09	-8.91	54	34.32	27.33	16.71	33.27	199	62	A	H
		2389.94	59.53	-14.47	74	48.54	27.52	16.63	33.16	200	17	P	V
		2389.66	51.37	-2.63	54	40.38	27.52	16.63	33.16	200	17	A	V
	*	2422	106.56	-	-	95.64	27.46	16.66	33.2	200	17	P	V
	*	2422	97.93	-	-	87.01	27.46	16.66	33.2	200	17	A	V
		2485.72	56.1	-17.9	74	45.33	27.33	16.71	33.27	200	17	P	V
		2483.62	46.46	-7.54	54	35.69	27.33	16.71	33.27	200	17	A	V
802.11ac VHT40 CH 06 2437MHz		2363.06	55.94	-18.06	74	44.9	27.57	16.6	33.13	187	40	P	H
		2389.94	46.98	-7.02	54	35.99	27.52	16.63	33.16	187	40	A	H
	*	2437	101.96	-	-	91.07	27.43	16.67	33.21	187	40	P	H
	*	2437	92.96	-	-	82.07	27.43	16.67	33.21	187	40	A	H
		2483.62	57.01	-16.99	74	46.24	27.33	16.71	33.27	187	40	P	H
		2483.55	47.77	-6.23	54	37	27.33	16.71	33.27	187	40	A	H
		2389.66	57.15	-16.85	74	46.16	27.52	16.63	33.16	169	72	P	V
		2389.8	48.83	-5.17	54	37.84	27.52	16.63	33.16	169	72	A	V
	*	2437	106.04	-	-	95.15	27.43	16.67	33.21	169	72	P	V
	*	2437	97.57	-	-	86.68	27.43	16.67	33.21	169	72	A	V
		2485.58	60.34	-13.66	74	49.57	27.33	16.71	33.27	169	72	P	V
		2483.55	50.97	-3.03	54	40.2	27.33	16.71	33.27	169	72	A	V





<b>802.11ac</b>  <b>VHT40</b>  <b>CH 09</b>  <b>2452MHz</b>		2321.9	55.18	-18.82	74	43.94	27.77	16.55	33.08	187	35	P	H
		2371.46	45.21	-8.79	54	34.18	27.56	16.61	33.14	187	35	A	H
	*	2452	99.2	-	-	88.35	27.4	16.68	33.23	187	35	P	H
	*	2452	90.52	-	-	79.67	27.4	16.68	33.23	187	35	A	H
		2484.11	57.23	-16.77	74	46.46	27.33	16.71	33.27	187	35	P	H
		2484.6	46.27	-7.73	54	35.5	27.33	16.71	33.27	187	35	A	H
		2317	54.93	-19.07	74	43.66	27.8	16.54	33.07	199	21	P	V
		2341.92	45.31	-8.69	54	34.19	27.65	16.57	33.1	199	21	A	V
	*	2452	104.55	-	-	93.7	27.4	16.68	33.23	199	21	P	V
	*	2452	96.81	-	-	85.96	27.4	16.68	33.23	199	21	A	V
		2486.49	59.94	-14.06	74	49.17	27.33	16.71	33.27	199	21	P	V
		2483.76	49.03	-4.97	54	38.26	27.33	16.71	33.27	199	21	A	V
<b>Remark</b>	1. No other spurious found. 2. All results are PASS against Peak and Average limit line.												



**2.4GHz 2400~2483.5MHz  
WIFI 802.11ac VHT40 (Harmonic @ 3m)**

WIFI Ant. 1+2	Note	Frequency ( MHz )	Level ( dBμV/m )	Over Limit ( dB )	Limit Line ( dBμV/m )	Read Level ( dBμV )	Antenna Factor ( dB/m )	Path Loss ( dB )	Preamp Factor ( dB )	Ant Pos ( cm )	Table Pos ( deg )	Peak Avg. ( P/A )	Pol. ( H/V )
802.11ac VHT40 CH 03 2422MHz		4844	38.97	-35.03	74	58.68	31.1	10.07	60.88	100	0	P	H
		7266	45.25	-28.75	74	57.13	36.6	12.45	60.93	100	0	P	H
													H
													H
		4844	38.78	-35.22	74	58.49	31.1	10.07	60.88	100	0	P	V
		7266	44.27	-29.73	74	56.15	36.6	12.45	60.93	100	0	P	V
													V
802.11ac VHT40 CH 06 2437MHz		4874	38.11	-35.89	74	57.78	31.1	10.08	60.85	100	0	P	H
		7311	44.74	-29.26	74	56.58	36.58	12.5	60.92	100	0	P	H
													H
													H
		4874	39.84	-34.16	74	59.51	31.1	10.08	60.85	100	0	P	V
		7311	45.24	-28.76	74	57.08	36.58	12.5	60.92	100	0	P	V
													V
802.11ac VHT40 CH 09 2452MHz		4904	38.56	-35.44	74	58.19	31.12	10.07	60.82	100	0	P	H
		7356	44.4	-29.6	74	56.29	36.48	12.55	60.92	100	0	P	H
													H
													H
		4904	38.83	-35.17	74	58.46	31.12	10.07	60.82	100	0	P	V
		7356	44.4	-29.6	74	56.29	36.48	12.55	60.92	100	0	P	V
													V
Remark	1. No other spurious found.												
	2. All results are PASS against Peak and Average limit line.												





**Note symbol**

*	<b>Fundamental Frequency</b> which can be ignored. However, the level of any unwanted emissions shall not exceed the level of the fundamental frequency.
!	Test result is <b>over limit</b> line.
P/A	<b>Peak</b> or <b>Average</b>
H/V	<b>Horizontal</b> or <b>Vertical</b>



A calculation example for radiated spurious emission is shown as below:

WIFI	Note	Frequency	Level	Over	Limit	Read	Antenna	Path	Preamp	Ant	Table	Peak	Pol.
Ant.				Limit	Line	Level	Factor	Loss	Factor	Pos	Pos	Avg.	
1		( MHz )	( dBμV/m )	( dB )	( dBμV/m )	( dBμV )	( dB/m )	( dB )	( dB )	( cm )	( deg )	( P/A )	( H/V )
802.11b		2390	55.45	-18.55	74	54.51	32.22	4.58	35.86	103	308	P	H
CH 01													
2412MHz		2390	43.54	-10.46	54	42.6	32.22	4.58	35.86	103	308	A	H

1. Path Loss(dB) = Cable loss(dB) + Filter loss(dB) + Attenuator loss(dB)
2. Level(dBμV/m) =  
Antenna Factor(dB/m) + Path Loss(dB) + Read Level(dBμV) - Preamp Factor(dB)
3. Over Limit(dB) = Level(dBμV/m) – Limit Line(dBμV/m)

**For Peak Limit @ 2390MHz:**

1. Level(dBμV/m)  
= Antenna Factor(dB/m) + Path Loss(dB) + Read Level(dBμV) - Preamp Factor(dB)  
= 32.22(dB/m) + 4.58(dB) + 54.51(dBμV) – 35.86 (dB)  
= 55.45 (dBμV/m)
2. Over Limit(dB)  
= Level(dBμV/m) – Limit Line(dBμV/m)  
= 55.45(dBμV/m) – 74(dBμV/m)  
= -18.55(dB)

**For Average Limit @ 2390MHz:**

1. Level(dBμV/m)  
= Antenna Factor(dB/m) + Path Loss(dB) + Read Level(dBμV) - Preamp Factor(dB)  
= 32.22(dB/m) + 4.58(dB) + 42.6(dBμV) – 35.86 (dB)  
= 43.54 (dBμV/m)
2. Over Limit(dB)  
= Level(dBμV/m) – Limit Line(dBμV/m)  
= 43.54(dBμV/m) – 54(dBμV/m)  
= -10.46(dB)

**Both peak and average measured complies with the limit line, so test result is “PASS”.**



## Appendix C. Radiated Spurious Emission Plots

Test Engineer :	Jack Cheng , Lance Chiang , CR Liao	Temperature :	23.1~26.4°C
		Relative Humidity :	51.8~60.9%

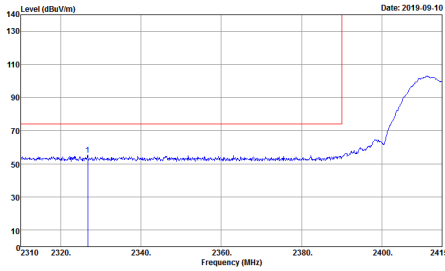
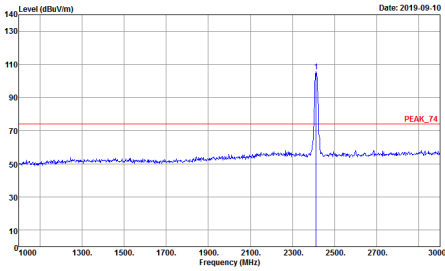
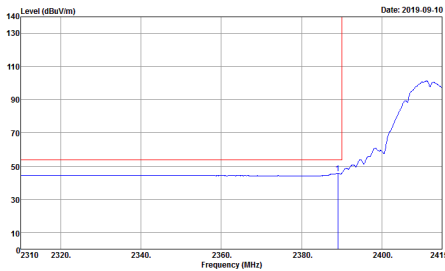
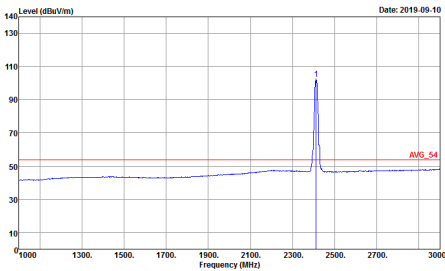
### Note symbol

-L	Low channel location
-R	High channel location

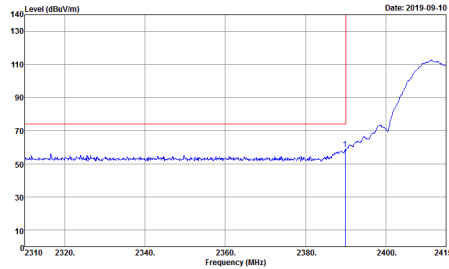
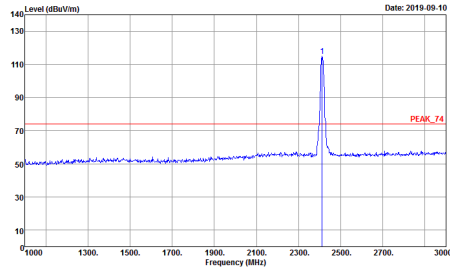
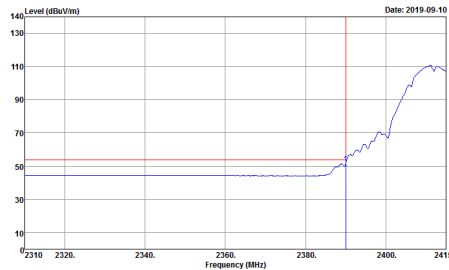
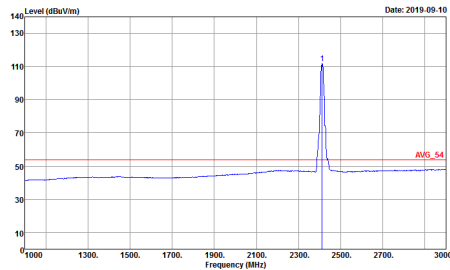


<CDD Mode>

2.4GHz 2400~2483.5MHz  
WIFI 802.11b (Band Edge @ 3m)

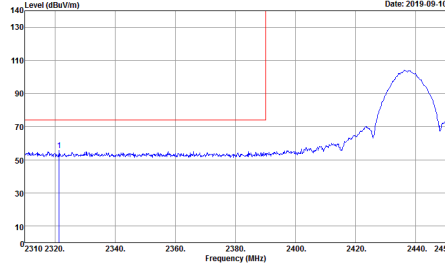
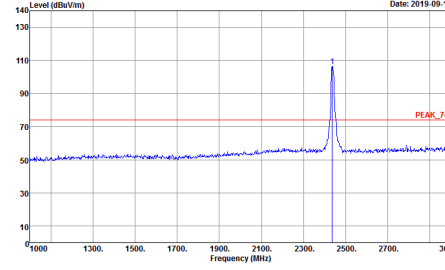
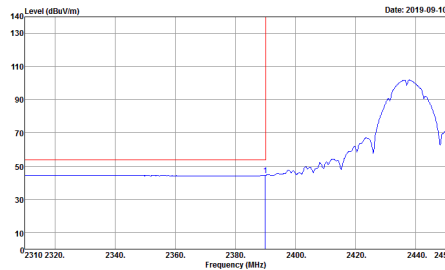
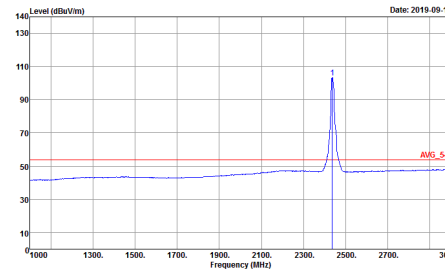

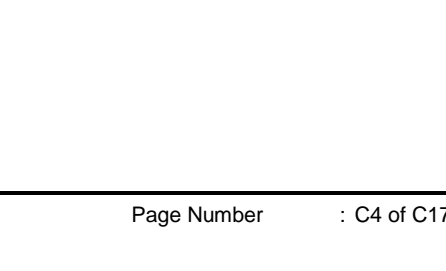
WIFI	2.4GHz 2400~2483.5MHz Band Edge @ 3m	
ANT	802.11b CH01 2412MHz	
1	Horizontal	Fundamental
<p><b>Peak</b></p>	 <p>Date: 2019-09-10</p> <p>Site : 03CH12-HY Condition : PEAK_BE_74 3m HORN_9120D_1328 HORIZONTAL Detector : Peak Project : 981244 Setting : 20</p>	 <p>Date: 2019-09-10</p> <p>Site : 03CH12-HY Condition : PEAK_74 3m HORN_9120D_1328 HORIZONTAL Detector : Peak Project : 981244 Setting : 20</p>
<p><b>Avg.</b></p>	 <p>Date: 2019-09-10</p> <p>Site : 03CH12-HY Condition : AVG_BE_54 3m HORN_9120D_1328 HORIZONTAL Detector : Peak Project : 981244 Setting : 20</p>	 <p>Date: 2019-09-10</p> <p>Site : 03CH12-HY Condition : AVG_54 3m HORN_9120D_1328 HORIZONTAL Detector : Peak Project : 981244 Setting : 20</p>



WIFI	2.4GHz 2400~2483.5MHz Band Edge @ 3m	
ANT	802.11b CH01 2412MHz	
1	Vertical	Fundamental
Peak	 <p>Date: 2019-09-10</p> <p>Site : 03CH12-HY Condition : PEAK_BE_74 3m HORN_9120D_1328 VERTICAL Detector : Peak Project : 981244 Setting : 20</p>	 <p>Date: 2019-09-10</p> <p>Site : 03CH12-HY Condition : PEAK_74 3m HORN_9120D_1328 VERTICAL Detector : Peak Project : 981244 Setting : 20</p>
Avg.	 <p>Date: 2019-09-10</p> <p>Site : 03CH12-HY Condition : AVG_BE_54 3m HORN_9120D_1328 VERTICAL Detector : Peak Project : 981244 Setting : 20</p>	 <p>Date: 2019-09-10</p> <p>Site : 03CH12-HY Condition : AVG_54 3m HORN_9120D_1328 VERTICAL Detector : Peak Project : 981244 Setting : 20</p>



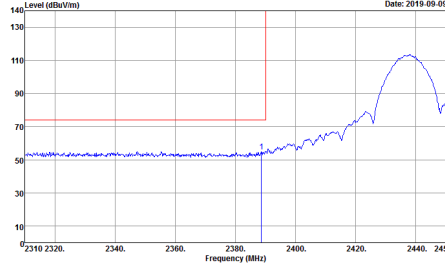
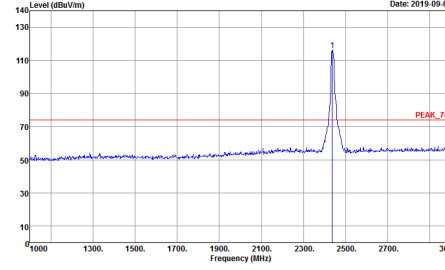
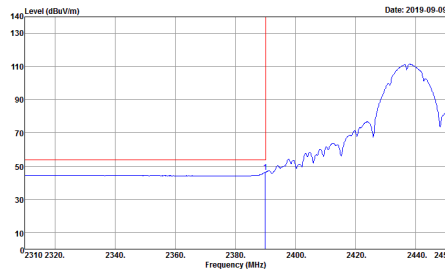
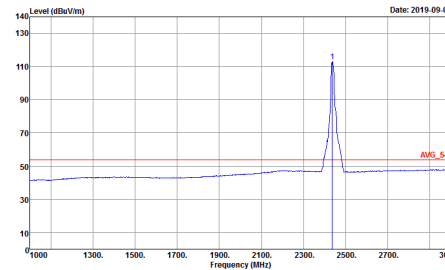

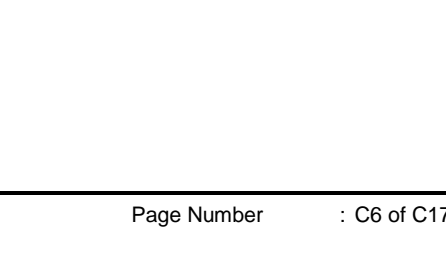


WIFI	2.4GHz 2400~2483.5MHz Band Edge @ 3m	
ANT	802.11b CH06 2437MHz - L	
1	<p style="text-align: center;"><b>Horizontal</b></p>  <p>Site : 03CH12-HY            Condition : PEAK_BE_74 3m HORN_9120D_1328 HORIZONTAL            Detector : Peak            Project : 981244            Setting : 22</p>	<p style="text-align: center;"><b>Fundamental</b></p>  <p>Site : 03CH12-HY            Condition : PEAK_74 3m HORN_9120D_1328 HORIZONTAL            Detector : Peak            Project : 981244            Setting : 22</p>
Peak	 <p>Site : 03CH12-HY            Condition : AVG_BE_54 3m HORN_9120D_1328 HORIZONTAL            Detector : Peak            Project : 981244            Setting : 22</p>	 <p>Site : 03CH12-HY            Condition : AVG_54 3m HORN_9120D_1328 HORIZONTAL            Detector : Peak            Project : 981244            Setting : 22</p>
Avg.	 <p>Site : 03CH12-HY            Condition : AVG_BE_54 3m HORN_9120D_1328 HORIZONTAL            Detector : Peak            Project : 981244            Setting : 22</p>	 <p>Site : 03CH12-HY            Condition : AVG_54 3m HORN_9120D_1328 HORIZONTAL            Detector : Peak            Project : 981244            Setting : 22</p>

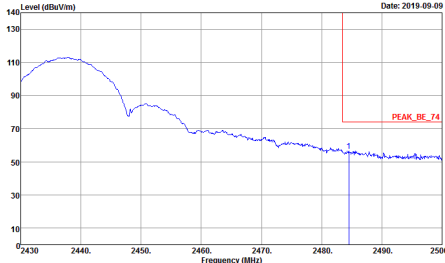
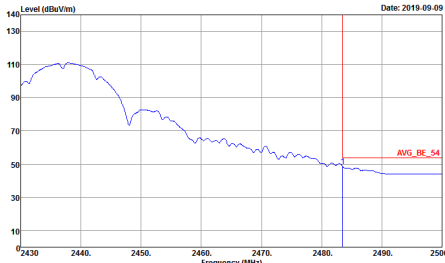


WIFI	2.4GHz 2400~2483.5MHz Band Edge @ 3m	
ANT	802.11b CH06 2437MHz - R	
1	Horizontal	Fundamental
Peak	<p>Site : 03CH12-HY Condition : PEAK_BE_74 3m HORN_9120D_1328 HORIZONTAL Detector : Peak Project : 981244 Setting : 22</p>	Left blank
Avg.	<p>Site : 03CH12-HY Condition : AVG_BE_54 3m HORN_9120D_1328 HORIZONTAL Detector : Peak Project : 981244 Setting : 22</p>	Left blank

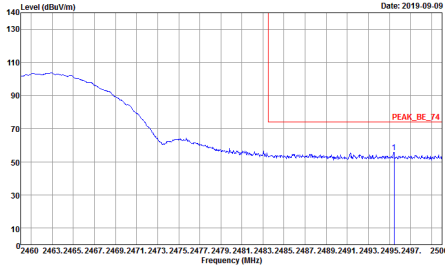
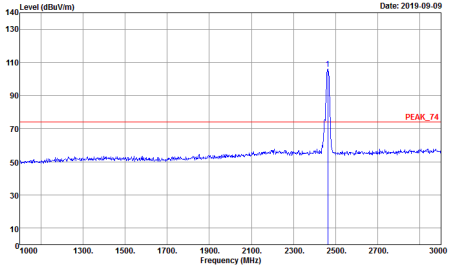
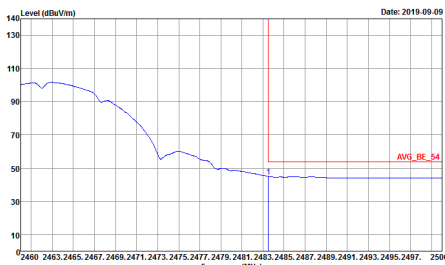
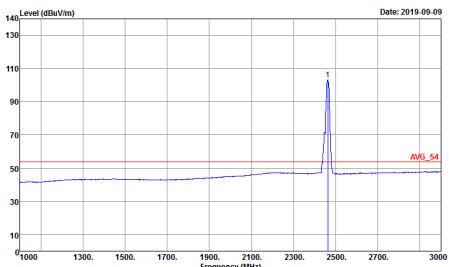


WIFI	2.4GHz 2400~2483.5MHz Band Edge @ 3m	
ANT	802.11b CH06 2437MHz - L	
1	<p style="text-align: center;"><b>Vertical</b></p>  <p>Site : 03CH12-HY            Condition : PEAK_BE_74 3m HORN_9120D_1328 VERTICAL            Detector : Peak            Project : 981244            Setting : 22</p>	<p style="text-align: center;"><b>Fundamental</b></p>  <p>Site : 03CH12-HY            Condition : PEAK_74 3m HORN_9120D_1328 VERTICAL            Detector : Peak            Project : 981244            Setting : 22</p>
Peak	 <p>Site : 03CH12-HY            Condition : AVG_BE_54 3m HORN_9120D_1328 VERTICAL            Detector : Peak            Project : 981244            Setting : 22</p>	 <p>Site : 03CH12-HY            Condition : AVG_54 3m HORN_9120D_1328 VERTICAL            Detector : Peak            Project : 981244            Setting : 22</p>
Avg.	 <p>Site : 03CH12-HY            Condition : PEAK_BE_74 3m HORN_9120D_1328 VERTICAL            Detector : Peak            Project : 981244            Setting : 22</p>	 <p>Site : 03CH12-HY            Condition : PEAK_74 3m HORN_9120D_1328 VERTICAL            Detector : Peak            Project : 981244            Setting : 22</p>

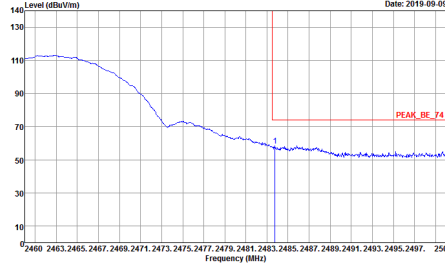
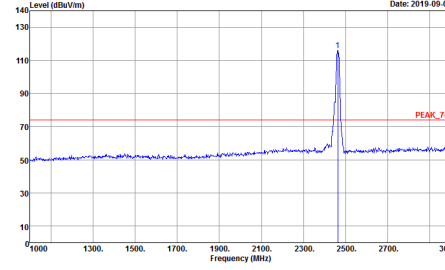
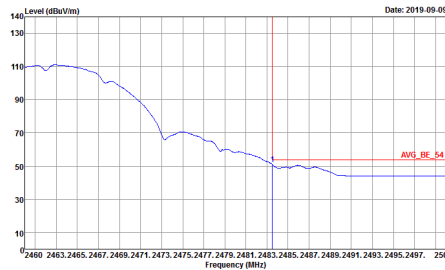
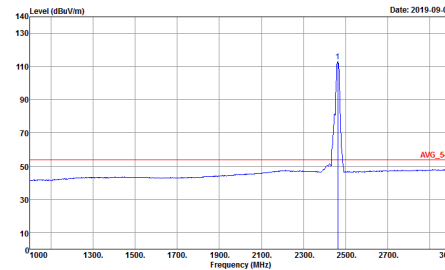


WIFI	2.4GHz 2400~2483.5MHz Band Edge @ 3m	
ANT	802.11b CH06 2437MHz - R	
1	Vertical	Fundamental
<p><b>Peak</b></p>	 <p>           Date: 2019-09-09            Site : 03CH12-HY            Condition : PEAK_BE_74 3m HORN_9120D_1328 VERTICAL            : RBW:1000.000KHz VBW:3000.000KHz SWT:Auto            Detector : Peak            Project : 981244            Setting : 22         </p>	<p>Left blank</p>
<p><b>Avg.</b></p>	 <p>           Date: 2019-09-09            Site : 03CH12-HY            Condition : AVG_BE_54 3m HORN_9120D_1328 VERTICAL            : RBW:1000.000KHz VBW:0.010KHz SWT:Auto            Detector : Peak            Project : 981244            Setting : 22         </p>	<p>Left blank</p>



WIFI	2.4GHz 2400~2483.5MHz Band Edge @ 3m	
ANT	802.11b CH11 2462MHz	
1	<p style="text-align: center;"><b>Horizontal</b></p>  <p>Level (dBuV/m) vs Frequency (MHz) plot showing a signal level decreasing from ~110 dBuV/m at 2460 MHz to ~50 dBuV/m at 2500 MHz. A red line indicates a peak level of 74 dBuV/m at 2462 MHz.</p> <p>Site : 03CH12-HY            Condition : PEAK_BE_74 3m HORN_9120D_1328 HORIZONTAL            Detector : Peak            Project : 981244            Setting : 22</p>	<p style="text-align: center;"><b>Fundamental</b></p>  <p>Level (dBuV/m) vs Frequency (MHz) plot showing a sharp peak at 2462 MHz with a level of 74 dBuV/m. The rest of the spectrum is flat at ~50 dBuV/m.</p> <p>Site : 03CH12-HY            Condition : PEAK_74 3m HORN_9120D_1328 HORIZONTAL            Detector : Peak            Project : 981244            Setting : 22</p>
Avg.	 <p>Level (dBuV/m) vs Frequency (MHz) plot showing an average signal level decreasing from ~105 dBuV/m at 2460 MHz to ~45 dBuV/m at 2500 MHz. A red line indicates an average level of 54 dBuV/m at 2462 MHz.</p> <p>Site : 03CH12-HY            Condition : AVG_BE_54 3m HORN_9120D_1328 HORIZONTAL            Detector : Peak            Project : 981244            Setting : 22</p>	 <p>Level (dBuV/m) vs Frequency (MHz) plot showing a sharp peak at 2462 MHz with an average level of 54 dBuV/m. The rest of the spectrum is flat at ~45 dBuV/m.</p> <p>Site : 03CH12-HY            Condition : AVG_54 3m HORN_9120D_1328 HORIZONTAL            Detector : Peak            Project : 981244            Setting : 22</p>



WIFI	2.4GHz 2400~2483.5MHz Band Edge @ 3m	
ANT	802.11b CH11 2462MHz	
1	<p style="text-align: center;"><b>Vertical</b></p>  <p>Site : 03CH12-HY            Condition : PEAK_BE_74 3m HORN_9120D_1328 VERTICAL            Detector : Peak            Project : 981244            Setting : 22</p>	<p style="text-align: center;"><b>Fundamental</b></p>  <p>Site : 03CH12-HY            Condition : PEAK_74 3m HORN_9120D_1328 VERTICAL            Detector : Peak            Project : 981244            Setting : 22</p>
Peak	 <p>Site : 03CH12-HY            Condition : AVG_BE_54 3m HORN_9120D_1328 VERTICAL            Detector : Peak            Project : 981244            Setting : 22</p>	 <p>Site : 03CH12-HY            Condition : AVG_54 3m HORN_9120D_1328 VERTICAL            Detector : Peak            Project : 981244            Setting : 22</p>
Avg.		



2.4GHz 2400~2483.5MHz  
WIFI 802.11g (Band Edge @ 3m)

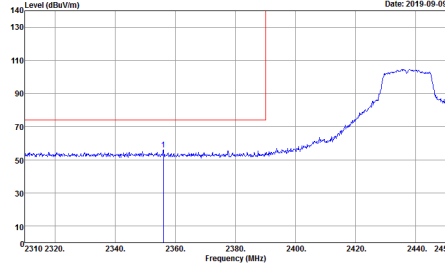
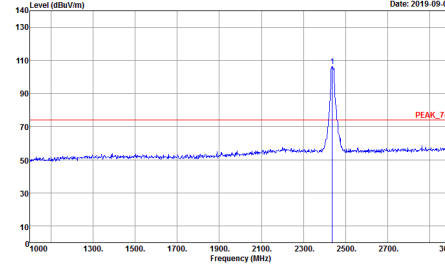
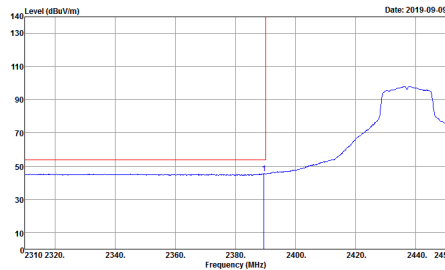
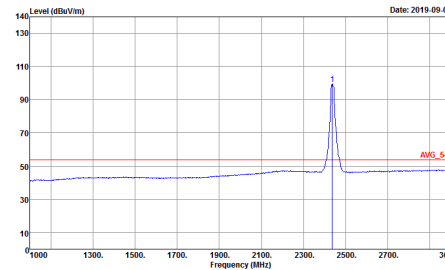
WIFI	2.4GHz 2400~2483.5MHz Band Edge @ 3m	
ANT	802.11g CH01 2412MHz	
1	Horizontal	Fundamental
Peak	<p>Date: 2019-09-09</p> <p>Site : 03CH12-HY Condition : PEAK_BE_74 3m HORN_9120D_1328 HORIZONTAL RBW:1000.000KHz VBW:3000.000KHz SWT:Auto Detector : Peak Project : 981244 Setting : 17.5</p>	<p>Date: 2019-09-09</p> <p>Site : 03CH12-HY Condition : PEAK_74 3m HORN_9120D_1328 HORIZONTAL RBW:1000.000KHz VBW:3000.000KHz SWT:Auto Detector : Peak Project : 981244 Setting : 17.5</p>
Avg.	<p>Date: 2019-09-09</p> <p>Site : 03CH12-HY Condition : AVG_BE_54 3m HORN_9120D_1328 HORIZONTAL RBW:1000.000KHz VBW:1.000KHz SWT:Auto Detector : Peak Project : 981244 Setting : 17.5</p>	<p>Date: 2019-09-09</p> <p>Site : 03CH12-HY Condition : AVG_54 3m HORN_9120D_1328 HORIZONTAL RBW:1000.000KHz VBW:1.000KHz SWT:Auto Detector : Peak Project : 981244 Setting : 17.5</p>



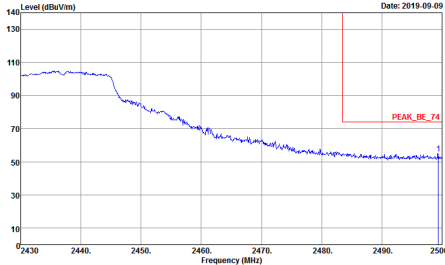
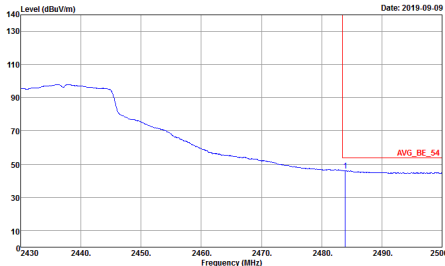
WIFI	2.4GHz 2400~2483.5MHz Band Edge @ 3m	
ANT	802.11g CH01 2412MHz	
1	<b>Vertical</b>	<b>Fundamental</b>
<b>Peak</b>	<p>Level (dBuV/m) vs Frequency (MHz) plot showing a peak at 2412 MHz. The y-axis ranges from 0 to 140 dBuV/m, and the x-axis ranges from 2310 to 2415 MHz. A red horizontal line is drawn at approximately 75 dBuV/m. A vertical red line marks the peak at 2412 MHz.</p> <p>Site : 03CH12-HY Condition : PEAK_BE_74 3m HORN_9120D_1328 VERTICAL Detector : Peak Project : 981244 Setting : 17.5</p>	<p>Level (dBuV/m) vs Frequency (MHz) plot showing a peak at 2412 MHz. The y-axis ranges from 0 to 140 dBuV/m, and the x-axis ranges from 1000 to 3000 MHz. A red horizontal line is drawn at approximately 75 dBuV/m. A vertical red line marks the peak at 2412 MHz, labeled 'PEAK_74'.</p> <p>Site : 03CH12-HY Condition : PEAK_74 3m HORN_9120D_1328 VERTICAL Detector : Peak Project : 981244 Setting : 17.5</p>
<b>Avg.</b>	<p>Level (dBuV/m) vs Frequency (MHz) plot showing the average spectrum. The y-axis ranges from 0 to 140 dBuV/m, and the x-axis ranges from 2310 to 2415 MHz. A red horizontal line is drawn at approximately 50 dBuV/m. A vertical red line marks the peak at 2412 MHz.</p> <p>Site : 03CH12-HY Condition : AVG_BE_54 3m HORN_9120D_1328 VERTICAL Detector : Peak Project : 981244 Setting : 17.5</p>	<p>Level (dBuV/m) vs Frequency (MHz) plot showing the average spectrum. The y-axis ranges from 0 to 140 dBuV/m, and the x-axis ranges from 1000 to 3000 MHz. A red horizontal line is drawn at approximately 50 dBuV/m. A vertical red line marks the peak at 2412 MHz, labeled 'AVG_54'.</p> <p>Site : 03CH12-HY Condition : AVG_54 3m HORN_9120D_1328 VERTICAL Detector : Peak Project : 981244 Setting : 17.5</p>



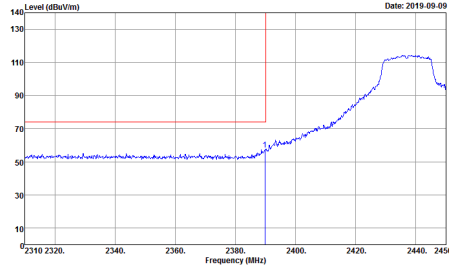
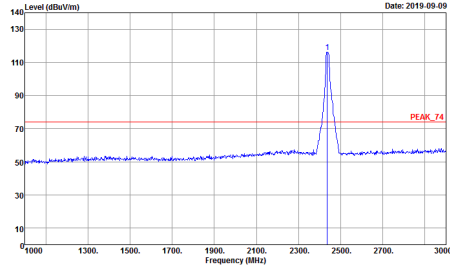
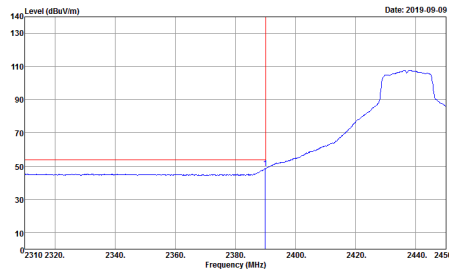
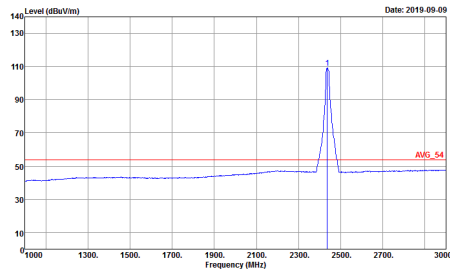


WIFI	2.4GHz 2400~2483.5MHz Band Edge @ 3m	
ANT	802.11g CH06 2437MHz - L	
1	Horizontal	Fundamental
Peak	 <p>Level (dBuV/m) vs Frequency (MHz) plot showing a rising signal edge starting around 2380 MHz and peaking at approximately 105 dBuV/m near 2440 MHz. A red vertical line is at 2380 MHz.</p> <p>Site : 03CH12-HY            Condition : PEAK_BE_74 3m HORN_9120D_1328 HORIZONTAL            Detector : Peak            Project : 981244            Setting : Z1</p>	 <p>Level (dBuV/m) vs Frequency (MHz) plot showing a sharp peak at approximately 2437 MHz with a level of about 110 dBuV/m. A red horizontal line labeled 'PEAK_74' is at approximately 75 dBuV/m.</p> <p>Site : 03CH12-HY            Condition : PEAK_74 3m HORN_9120D_1328 HORIZONTAL            Detector : Peak            Project : 981244            Setting : Z1</p>
Avg.	 <p>Level (dBuV/m) vs Frequency (MHz) plot showing a rising signal edge starting around 2380 MHz and peaking at approximately 105 dBuV/m near 2440 MHz. A red vertical line is at 2380 MHz.</p> <p>Site : 03CH12-HY            Condition : AVG_BE_54 3m HORN_9120D_1328 HORIZONTAL            Detector : Peak            Project : 981244            Setting : Z1</p>	 <p>Level (dBuV/m) vs Frequency (MHz) plot showing a sharp peak at approximately 2437 MHz with a level of about 110 dBuV/m. A red horizontal line labeled 'AVG_54' is at approximately 55 dBuV/m.</p> <p>Site : 03CH12-HY            Condition : AVG_54 3m HORN_9120D_1328 HORIZONTAL            Detector : Peak            Project : 981244            Setting : Z1</p>



WIFI	2.4GHz 2400~2483.5MHz Band Edge @ 3m	
ANT	802.11g CH06 2437MHz - R	
1	Horizontal	Fundamental
<p><b>Peak</b></p>	 <p>           Date: 2019-09-09            Site : 03CH12-HY            Condition : PEAK_BE_74 3m HORN_9120D_1328 HORIZONTAL            : RBW:1000.000KHz VBW:3000.000KHz SWT:Auto            Detector : Peak            Project : 981244            Setting : 21         </p>	<p>Left blank</p>
<p><b>Avg.</b></p>	 <p>           Date: 2019-09-09            Site : 03CH12-HY            Condition : AVG_BE_54 3m HORN_9120D_1328 HORIZONTAL            : RBW:1000.000KHz VBW:1000KHz SWT:Auto            Detector : Peak            Project : 981244            Setting : 21         </p>	<p>Left blank</p>



WIFI	2.4GHz 2400~2483.5MHz Band Edge @ 3m	
ANT	802.11g CH06 2437MHz - L	
1	Vertical	Fundamental
Peak	 <p>Date: 2019-09-09</p> <p>Site : 03CH12-HY            Condition : PEAK_BE_74 3m HORN_9120D_1328 VERTICAL            Detector : Peak            Project : 981244            Setting : 21</p>	 <p>Date: 2019-09-09</p> <p>Site : 03CH12-HY            Condition : PEAK_74 3m HORN_9120D_1328 VERTICAL            Detector : Peak            Project : 981244            Setting : 21</p>
Avg.	 <p>Date: 2019-09-09</p> <p>Site : 03CH12-HY            Condition : AVG_BE_54 3m HORN_9120D_1328 VERTICAL            Detector : Peak            Project : 981244            Setting : 21</p>	 <p>Date: 2019-09-09</p> <p>Site : 03CH12-HY            Condition : AVG_54 3m HORN_9120D_1328 VERTICAL            Detector : Peak            Project : 981244            Setting : 21</p>

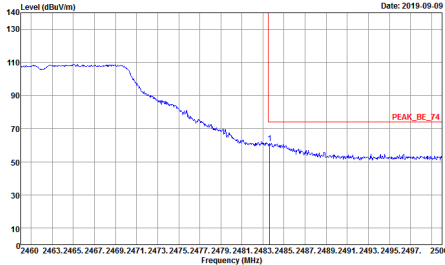
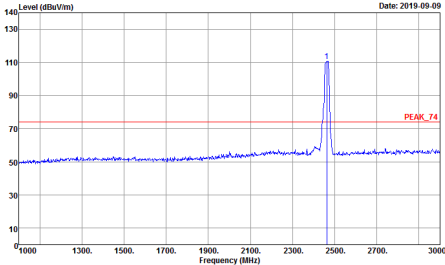
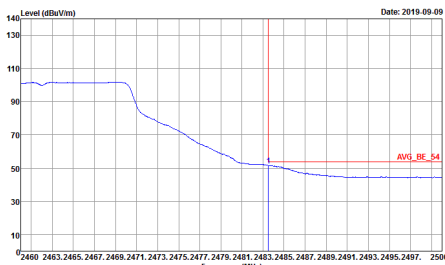
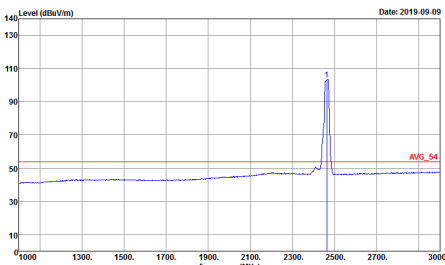


WIFI	2.4GHz 2400~2483.5MHz Band Edge @ 3m	
ANT	802.11g CH06 2437MHz - R	
1	Vertical	Fundamental
Peak	<p>Site : 03CH12-HY Condition : PEAK_BE_74 3m HORN_9120D_1328 VERTICAL Detector : Peak Project : 981244 Setting : 21</p>	Left Blank
Avg.	<p>Site : 03CH12-HY Condition : AVG_BE_54 3m HORN_9120D_1328 VERTICAL Detector : Peak Project : 981244 Setting : 21</p>	Left Blank



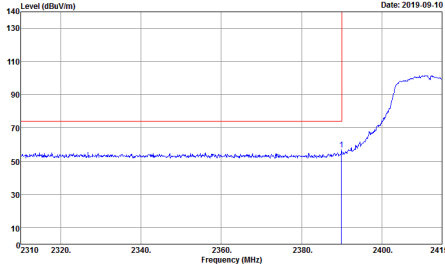
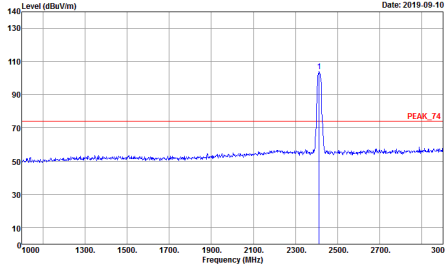
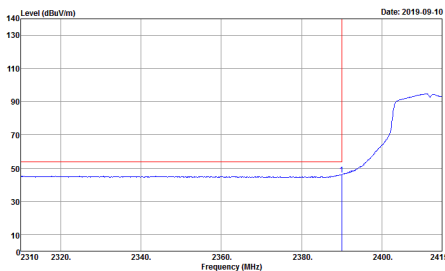
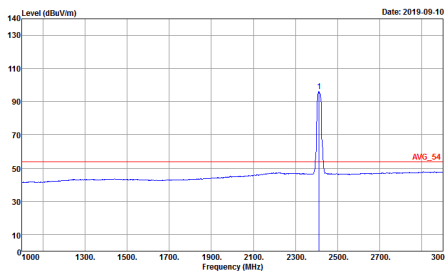
WIFI	2.4GHz 2400~2483.5MHz Band Edge @ 3m	
ANT	802.11g CH11 2462MHz	
1	Horizontal	Fundamental
Peak	<p>Site : 03CH12-HY            Condition : PEAK_BE_74 3m HORN_9120D_1328 HORIZONTAL            Detector : Peak            Project : 981244            Setting : I6</p>	<p>Site : 03CH12-HY            Condition : PEAK_74 3m HORN_9120D_1328 HORIZONTAL            Detector : Peak            Project : 981244            Setting : I6</p>
Avg.	<p>Site : 03CH12-HY            Condition : AVG_BE_54 3m HORN_9120D_1328 HORIZONTAL            Detector : Peak            Project : 981244            Setting : I6</p>	<p>Site : 03CH12-HY            Condition : AVG_54 3m HORN_9120D_1328 HORIZONTAL            Detector : Peak            Project : 981244            Setting : I6</p>



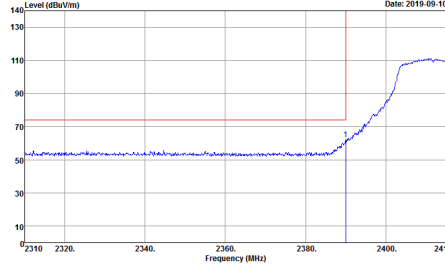
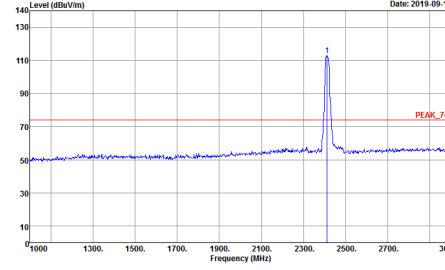
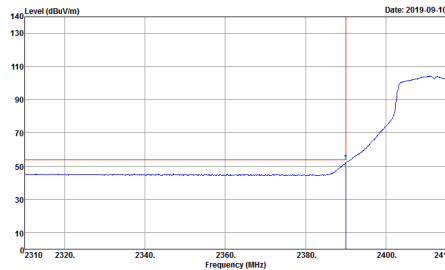
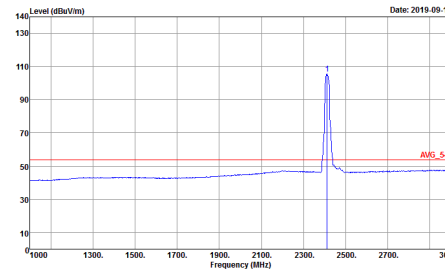
WIFI	2.4GHz 2400~2483.5MHz Band Edge @ 3m	
ANT	802.11g CH11 2462MHz	
1	Vertical	Fundamental
Peak	 <p>Level (dBuV/m) vs Frequency (MHz) plot showing a peak at 2462 MHz. The y-axis ranges from 0 to 140 dBuV/m, and the x-axis ranges from 2460 to 2500 MHz. A red horizontal line indicates the peak level at approximately 75 dBuV/m, labeled 'PEAK_BE_74'.</p> <p>Site : 03CH12-HY            Condition : PEAK_BE_74 3m HORN_9120D_1328 VERTICAL            Detector : Peak            Project : 981244            Setting : I6</p>	 <p>Level (dBuV/m) vs Frequency (MHz) plot showing a sharp peak at 2462 MHz. The y-axis ranges from 0 to 140 dBuV/m, and the x-axis ranges from 1000 to 3000 MHz. A red horizontal line indicates the peak level at approximately 75 dBuV/m, labeled 'PEAK_74'.</p> <p>Site : 03CH12-HY            Condition : PEAK_74 3m HORN_9120D_1328 VERTICAL            Detector : Peak            Project : 981244            Setting : I6</p>
Avg.	 <p>Level (dBuV/m) vs Frequency (MHz) plot showing the average level. The y-axis ranges from 0 to 140 dBuV/m, and the x-axis ranges from 2460 to 2500 MHz. A red horizontal line indicates the average level at approximately 55 dBuV/m, labeled 'AVG_BE_54'.</p> <p>Site : 03CH12-HY            Condition : AVG_BE_54 3m HORN_9120D_1328 VERTICAL            Detector : Peak            Project : 981244            Setting : I6</p>	 <p>Level (dBuV/m) vs Frequency (MHz) plot showing the average level. The y-axis ranges from 0 to 140 dBuV/m, and the x-axis ranges from 1000 to 3000 MHz. A red horizontal line indicates the average level at approximately 55 dBuV/m, labeled 'AVG_54'.</p> <p>Site : 03CH12-HY            Condition : AVG_54 3m HORN_9120D_1328 VERTICAL            Detector : Peak            Project : 981244            Setting : I6</p>



2.4GHz 2400~2483.5MHz  
 WIFI 802.11n HT20 (Band Edge @ 3m)

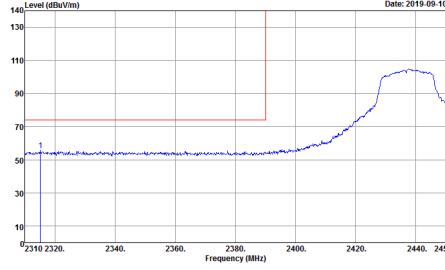
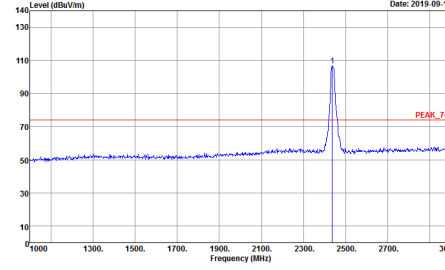
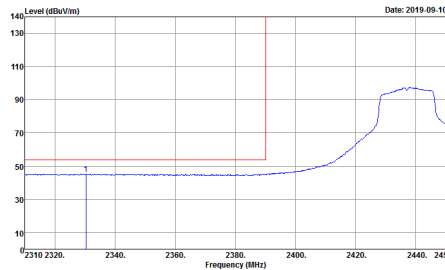
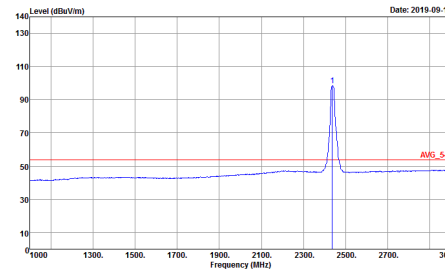
WIFI	2.4GHz 2400~2483.5MHz Band Edge @ 3m	
ANT	802.11n HT20 CH01 2412MHz	
1	Horizontal	Fundamental
Peak	 <p>Site : 03CH12-HY            Condition : PEAK_BE_74 3m HORN_9120D_1328 HORIZONTAL            : RBW:1000.000KHz VBW:3000.000KHz SWT:Auto            Detector : Peak            Project : 981244            Setting : 17</p>	 <p>Site : 03CH12-HY            Condition : PEAK_74 3m HORN_9120D_1328 HORIZONTAL            : RBW:1000.000KHz VBW:3000.000KHz SWT:Auto            Detector : Peak            Project : 981244            Setting : 17</p>
Avg.	 <p>Site : 03CH12-HY            Condition : AVG_BE_54 3m HORN_9120D_1328 HORIZONTAL            : RBW:1000.000KHz VBW:1.000KHz SWT:Auto            Detector : Peak            Project : 981244            Setting : 17</p>	 <p>Site : 03CH12-HY            Condition : AVG_54 3m HORN_9120D_1328 HORIZONTAL            : RBW:1000.000KHz VBW:1.000KHz SWT:Auto            Detector : Peak            Project : 981244            Setting : 17</p>



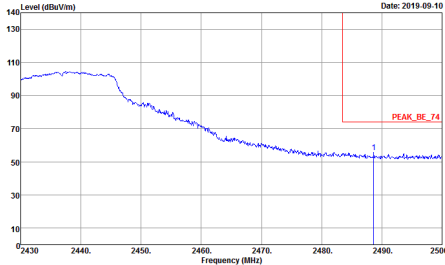
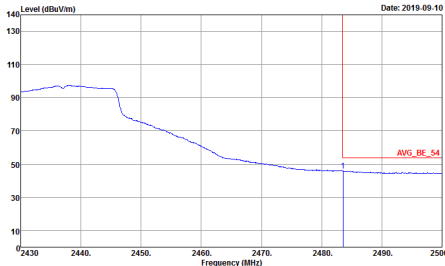
WIFI	2.4GHz 2400~2483.5MHz Band Edge @ 3m	
ANT	802.11n HT20 CH01 2412MHz	
1	Vertical	Fundamental
Peak	 <p>           Site : 03CH12-HY            Condition : PEAK_BE_74 3m HORN_9120D_1328 VERTICAL            Detector : Peak            Project : 981244            Setting : 17         </p>	 <p>           Site : 03CH12-HY            Condition : PEAK_74 3m HORN_9120D_1328 VERTICAL            Detector : Peak            Project : 981244            Setting : 17         </p>
Avg.	 <p>           Site : 03CH12-HY            Condition : AVG_BE_54 3m HORN_9120D_1328 VERTICAL            Detector : Peak            Project : 981244            Setting : 17         </p>	 <p>           Site : 03CH12-HY            Condition : AVG_54 3m HORN_9120D_1328 VERTICAL            Detector : Peak            Project : 981244            Setting : 17         </p>



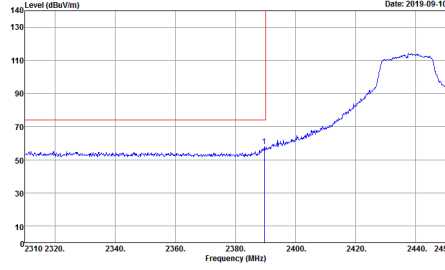
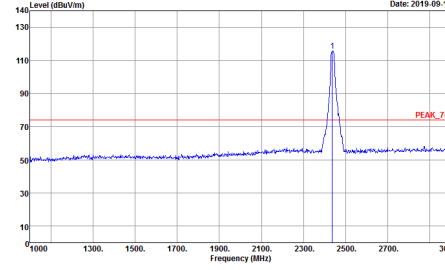
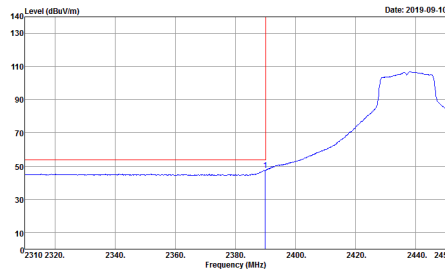
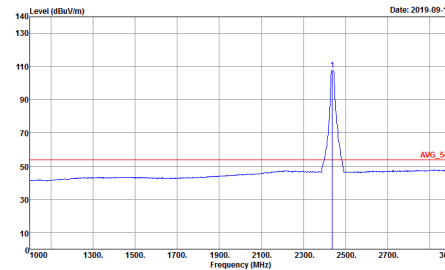


WIFI	2.4GHz 2400~2483.5MHz Band Edge @ 3m	
ANT	802.11n HT20 CH06 2437MHz - L	
1	Horizontal	Fundamental
Peak	 <p>Level (dBuV/m) vs Frequency (MHz) plot showing a rising signal edge starting around 2380 MHz and peaking at approximately 100 dBuV/m near 2440 MHz. A red vertical line is drawn at 2390 MHz.</p> <p>Site : 03CH12-HY            Condition : PEAK_BE_74 3m HORN_9120D_1328 HORIZONTAL            Detector : Peak            Project : 981244            Setting : 20.5</p>	 <p>Level (dBuV/m) vs Frequency (MHz) plot showing a sharp peak at approximately 2437 MHz with a level of about 110 dBuV/m. A red horizontal line labeled 'PEAK_74' is drawn at approximately 75 dBuV/m.</p> <p>Site : 03CH12-HY            Condition : PEAK_74 3m HORN_9120D_1328 HORIZONTAL            Detector : Peak            Project : 981244            Setting : 20.5</p>
Avg.	 <p>Level (dBuV/m) vs Frequency (MHz) plot showing the same rising signal edge as the peak plot. A red vertical line is drawn at 2390 MHz.</p> <p>Site : 03CH12-HY            Condition : AVG_BE_54 3m HORN_9120D_1328 HORIZONTAL            Detector : Peak            Project : 981244            Setting : 20.5</p>	 <p>Level (dBuV/m) vs Frequency (MHz) plot showing the same sharp peak at 2437 MHz. A red horizontal line labeled 'AVG_54' is drawn at approximately 50 dBuV/m.</p> <p>Site : 03CH12-HY            Condition : AVG_54 3m HORN_9120D_1328 HORIZONTAL            Detector : Peak            Project : 981244            Setting : 20.5</p>

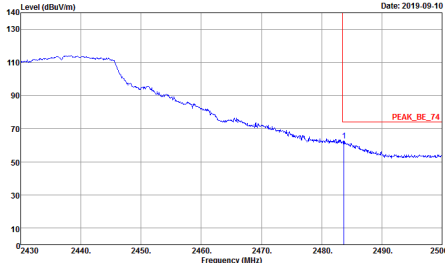
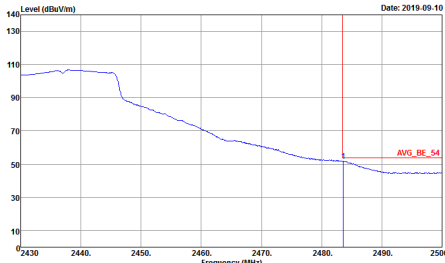


WIFI	2.4GHz 2400~2483.5MHz Band Edge @ 3m	
ANT	802.11n HT20 CH06 2437MHz - R	
1	Horizontal	Fundamental
<p><b>Peak</b></p>	 <p>           Date: 2019-09-10            Site : 03CH12-HY            Condition : PEAK_BE_74 3m HORN_9120D_1328 HORIZONTAL            : RBW:1000.000KHz VBW:3000.000KHz SWT:Auto            Detector : Peak            Project : 981244            Setting : 20.5         </p>	<p>Left blank</p>
<p><b>Avg.</b></p>	 <p>           Date: 2019-09-10            Site : 03CH12-HY            Condition : AVG_BE_54 3m HORN_9120D_1328 HORIZONTAL            : RBW:1000.000KHz VBW:1000KHz SWT:Auto            Detector : Peak            Project : 981244            Setting : 20.5         </p>	<p>Left blank</p>

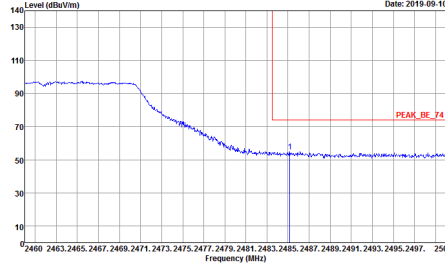
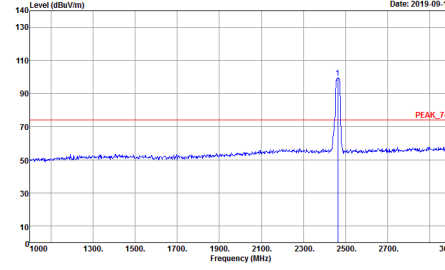
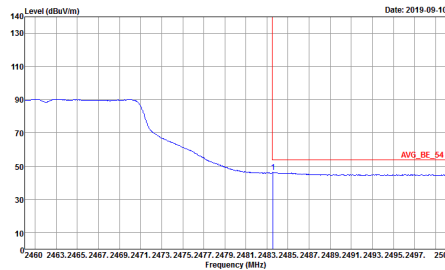
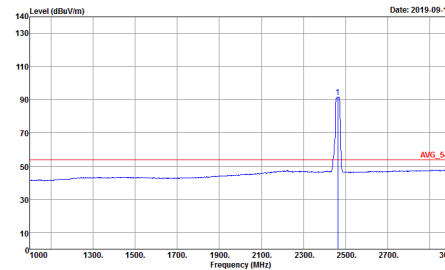


WIFI	2.4GHz 2400~2483.5MHz Band Edge @ 3m	
ANT	802.11n HT20 CH06 2437MHz - L	
1	Vertical	Fundamental
Peak	 <p>Date: 2019-09-10</p> <p>Site : 03CH12-HY            Condition : PEAK_BE_74 3m HORN_9120D_1328 VERTICAL            RBW:1000.000KHz VBW:3000.000KHz SWT:Auto            Detector : Peak            Project : 981244            Setting : 20.5</p>	 <p>Date: 2019-09-10</p> <p>Site : 03CH12-HY            Condition : PEAK_74 3m HORN_9120D_1328 VERTICAL            RBW:1000.000KHz VBW:3000.000KHz SWT:Auto            Detector : Peak            Project : 981244            Setting : 20.5</p>
Avg.	 <p>Date: 2019-09-10</p> <p>Site : 03CH12-HY            Condition : AVG_BE_54 3m HORN_9120D_1328 VERTICAL            RBW:1000.000KHz VBW:1000KHz SWT:Auto            Detector : Peak            Project : 981244            Setting : 20.5</p>	 <p>Date: 2019-09-10</p> <p>Site : 03CH12-HY            Condition : AVG_54 3m HORN_9120D_1328 VERTICAL            RBW:1000.000KHz VBW:1000KHz SWT:Auto            Detector : Peak            Project : 981244            Setting : 20.5</p>

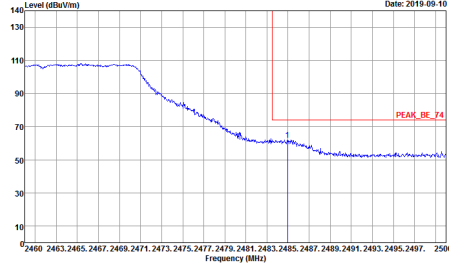
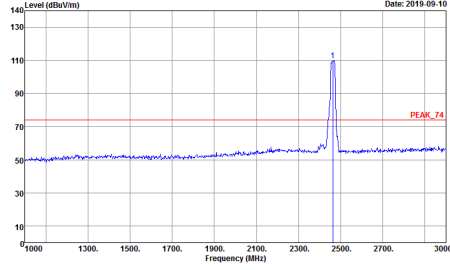
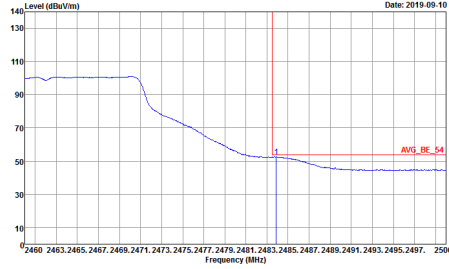
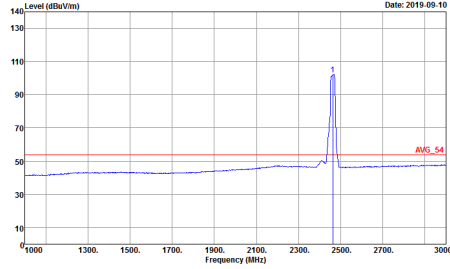


WIFI	2.4GHz 2400~2483.5MHz Band Edge @ 3m	
ANT	802.11n HT20 CH06 2437MHz - R	
1	Vertical	Fundamental
<p><b>Peak</b></p>	 <p>           Date: 2019-09-10            Site : 03CH12-HY            Condition : PEAK_BE_74 3m HORN_9120D_1328 VERTICAL            : RBW:1000.000KHz VBW:3000.000KHz SWT:Auto            Detector : Peak            Project : 981244            Setting : 20.5         </p>	<p>Left Blank</p>
<p><b>Avg.</b></p>	 <p>           Date: 2019-09-10            Site : 03CH12-HY            Condition : AVG_BE_54 3m HORN_9120D_1328 VERTICAL            : RBW:1000.000KHz VBW:1000KHz SWT:Auto            Detector : Peak            Project : 981244            Setting : 20.5         </p>	<p>Left Blank</p>



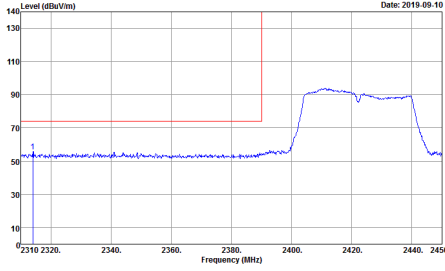
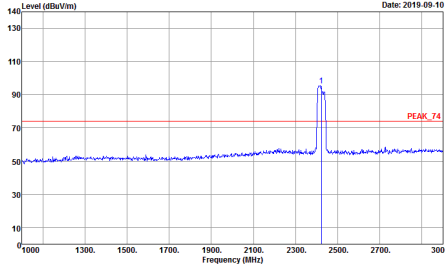
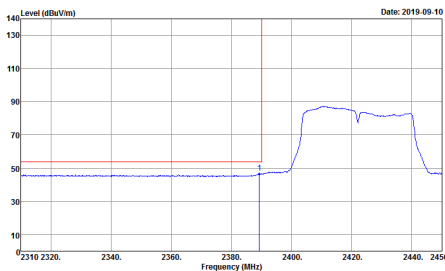
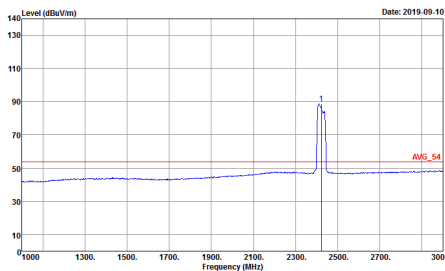
WIFI	2.4GHz 2400~2483.5MHz Band Edge @ 3m	
ANT	802.11n HT20 CH11 2462MHz	
1	Horizontal	Fundamental
Peak	 <p>Level (dBuV/m) vs Frequency (MHz) plot showing a peak at 2462 MHz. The y-axis ranges from 0 to 140 dBuV/m, and the x-axis ranges from 2460 to 2500 MHz. A red line indicates the peak level at approximately 75 dBuV/m, labeled 'PEAK_BE_74'.</p> <p>Site : 03CH12-HY            Condition : PEAK_BE_74 3m HORN_9120D_1328 HORIZONTAL            Detector : Peak            Project : 981244            Setting : 15.5</p>	 <p>Level (dBuV/m) vs Frequency (MHz) plot showing a sharp peak at 2462 MHz. The y-axis ranges from 0 to 140 dBuV/m, and the x-axis ranges from 2400 to 3000 MHz. A red line indicates the peak level at approximately 75 dBuV/m, labeled 'PEAK_74'.</p> <p>Site : 03CH12-HY            Condition : PEAK_74 3m HORN_9120D_1328 HORIZONTAL            Detector : Peak            Project : 981244            Setting : 15.5</p>
Avg.	 <p>Level (dBuV/m) vs Frequency (MHz) plot showing an average level at 2462 MHz. The y-axis ranges from 0 to 140 dBuV/m, and the x-axis ranges from 2460 to 2500 MHz. A red line indicates the average level at approximately 50 dBuV/m, labeled 'AVG_BE_54'.</p> <p>Site : 03CH12-HY            Condition : AVG_BE_54 3m HORN_9120D_1328 HORIZONTAL            Detector : Peak            Project : 981244            Setting : 15.5</p>	 <p>Level (dBuV/m) vs Frequency (MHz) plot showing an average level at 2462 MHz. The y-axis ranges from 0 to 140 dBuV/m, and the x-axis ranges from 2400 to 3000 MHz. A red line indicates the average level at approximately 50 dBuV/m, labeled 'AVG_54'.</p> <p>Site : 03CH12-HY            Condition : AVG_54 3m HORN_9120D_1328 HORIZONTAL            Detector : Peak            Project : 981244            Setting : 15.5</p>



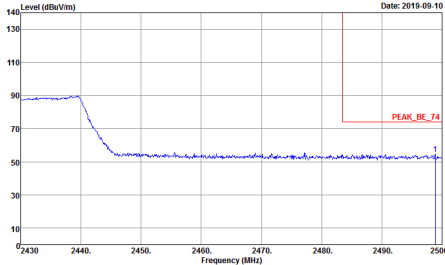
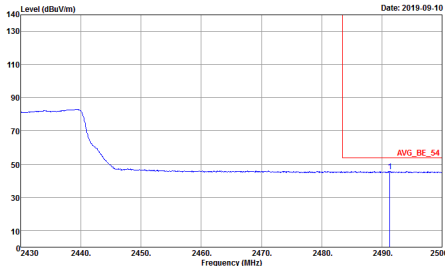
WIFI	2.4GHz 2400~2483.5MHz Fundamental @ 3m	
ANT	802.11n HT20 CH11 2462MHz	
1	Vertical	Fundamental
<p><b>Peak</b></p>	 <p>Level (dBuV/m) vs Frequency (MHz) plot showing a peak at 2462 MHz. The y-axis ranges from 0 to 140 dBuV/m, and the x-axis ranges from 2460 to 2500 MHz. A red horizontal line indicates the peak level at approximately 110 dBuV/m.</p> <p>Site : 03CH12-HY            Condition : PEAK_BE_74 3m HORN_9120D_1328 VERTICAL            Detector : Peak            Project : 981244            Setting : 15.5</p>	 <p>Level (dBuV/m) vs Frequency (MHz) plot showing a peak at 2462 MHz. The y-axis ranges from 0 to 140 dBuV/m, and the x-axis ranges from 1000 to 3000 MHz. A red horizontal line indicates the peak level at approximately 110 dBuV/m.</p> <p>Site : 03CH12-HY            Condition : PEAK_74 3m HORN_9120D_1328 VERTICAL            Detector : Peak            Project : 981244            Setting : 15.5</p>
<p><b>Avg.</b></p>	 <p>Level (dBuV/m) vs Frequency (MHz) plot showing the average level. The y-axis ranges from 0 to 140 dBuV/m, and the x-axis ranges from 2460 to 2500 MHz. A red horizontal line indicates the average level at approximately 55 dBuV/m.</p> <p>Site : 03CH12-HY            Condition : AVG_BE_54 3m HORN_9120D_1328 VERTICAL            Detector : Peak            Project : 981244            Setting : 15.5</p>	 <p>Level (dBuV/m) vs Frequency (MHz) plot showing the average level. The y-axis ranges from 0 to 140 dBuV/m, and the x-axis ranges from 1000 to 3000 MHz. A red horizontal line indicates the average level at approximately 55 dBuV/m.</p> <p>Site : 03CH12-HY            Condition : AVG_54 3m HORN_9120D_1328 VERTICAL            Detector : Peak            Project : 981244            Setting : 15.5</p>



2.4GHz 2400~2483.5MHz  
 WIFI 802.11n HT40 (Band Edge @ 3m)

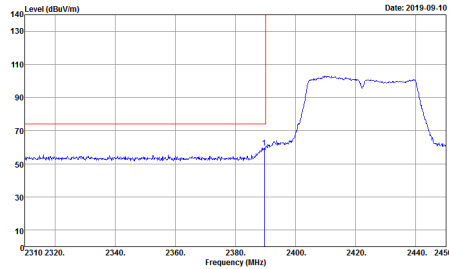
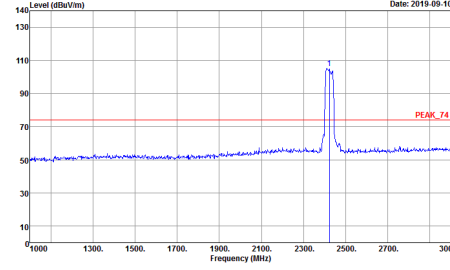
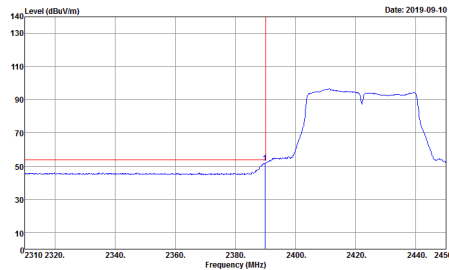
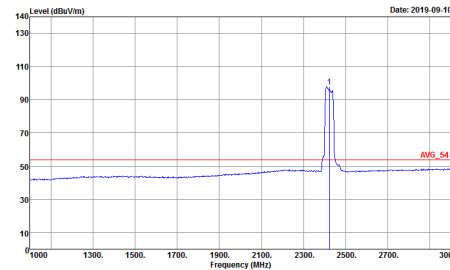
WIFI	2.4GHz 2400~2483.5MHz Band Edge @ 3m	
ANT	802.11n HT40 CH03 2422MHz - L	
1	Horizontal	Fundamental
<b>Peak</b>	 <p>Site : 03CH12-HY            Condition : PEAK_BE_74 3m HORN_9120D_1328 HORIZONTAL            RBW:1000.000KHz VBW:3000.000KHz SWT:Auto            Detector : Peak            Project : 981244            Setting : 11.5</p>	 <p>Site : 03CH12-HY            Condition : PEAK_74 3m HORN_9120D_1328 HORIZONTAL            RBW:1000.000KHz VBW:3000.000KHz SWT:Auto            Detector : Peak            Project : 981244            Setting : 11.5</p>
<b>Avg.</b>	 <p>Site : 03CH12-HY            Condition : AVG_BE_54 3m HORN_9120D_1328 HORIZONTAL            RBW:1000.000KHz VBW:3.000KHz SWT:Auto            Detector : Peak            Project : 981244            Setting : 11.5</p>	 <p>Site : 03CH12-HY            Condition : AVG_54 3m HORN_9120D_1328 HORIZONTAL            RBW:1000.000KHz VBW:3.000KHz SWT:Auto            Detector : Peak            Project : 981244            Setting : 11.5</p>



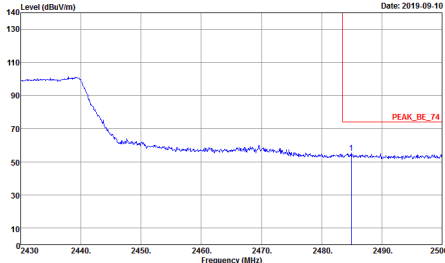
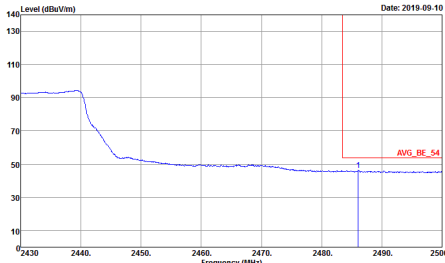
WIFI	2.4GHz 2400~2483.5MHz Band Edge @ 3m	
ANT	802.11n HT40 CH03 2422MHz - R	
1	Horizontal	Fundamental
<p><b>Peak</b></p>	 <p>Date: 2019-09-10</p> <p>Site : 03CH12-HY            Condition : PEAK_BE_74 3m HORN_9120D_1328 HORIZONTAL            Detector : Peak            Project : 981244            Setting : 11.5</p>	<p>Left Blank</p>
<p><b>Avg.</b></p>	 <p>Date: 2019-09-10</p> <p>Site : 03CH12-HY            Condition : AVG_BE_54 3m HORN_9120D_1328 HORIZONTAL            Detector : Peak            Project : 981244            Setting : 11.5</p>	<p>Left Blank</p>



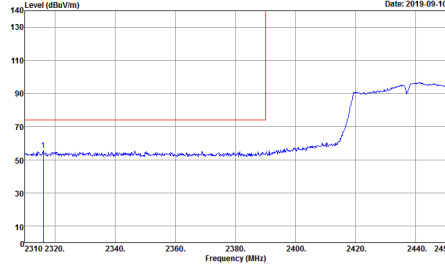
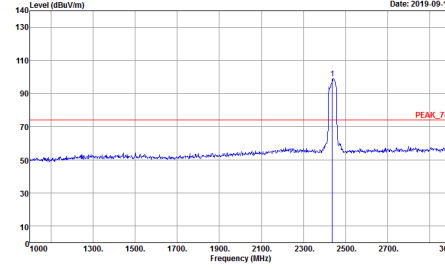
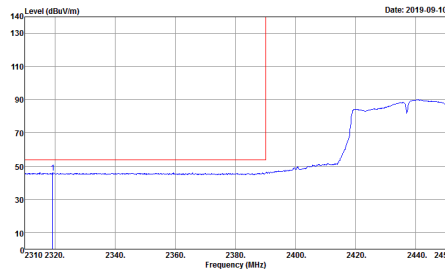
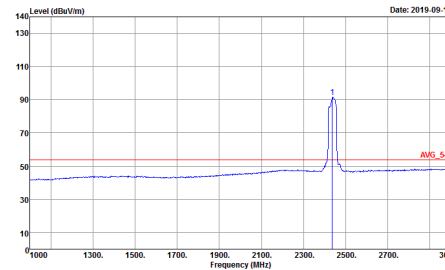


WIFI	2.4GHz 2400~2483.5MHz Band Edge @ 3m	
ANT	802.11n HT40 CH03 2422MHz - L	
1	Vertical	Fundamental
Peak	 <p>Site : 03CH12-HY            Condition : PEAK_BE_74 3m HORN_9120D_1328 VERTICAL            Detector : Peak            Project : 981244            Setting : 11.5</p>	 <p>Site : 03CH12-HY            Condition : PEAK_74 3m HORN_9120D_1328 VERTICAL            Detector : Peak            Project : 981244            Setting : 11.5</p>
Avg.	 <p>Site : 03CH12-HY            Condition : AVG_BE_54 3m HORN_9120D_1328 VERTICAL            Detector : Peak            Project : 981244            Setting : 11.5</p>	 <p>Site : 03CH12-HY            Condition : AVG_54 3m HORN_9120D_1328 VERTICAL            Detector : Peak            Project : 981244            Setting : 11.5</p>



WIFI	2.4GHz 2400~2483.5MHz Band Edge @ 3m	
ANT	802.11n HT40 CH03 2422MHz - R	
1	Vertical	Fundamental
<p><b>Peak</b></p>	 <p>Date: 2019-09-10</p> <p>Site : 03CH12-HY            Condition : PEAK_BE_74 3m HORN_9120D_1328 VERTICAL            Detector : Peak            Project : 981244            Setting : 11.5</p>	<p>Left blank</p>
<p><b>Avg.</b></p>	 <p>Date: 2019-09-10</p> <p>Site : 03CH12-HY            Condition : AVG_BE_54 3m HORN_9120D_1328 VERTICAL            Detector : Peak            Project : 981244            Setting : 11.5</p>	<p>Left blank</p>

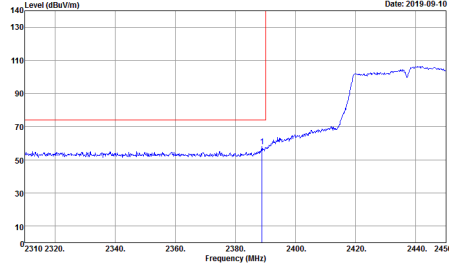
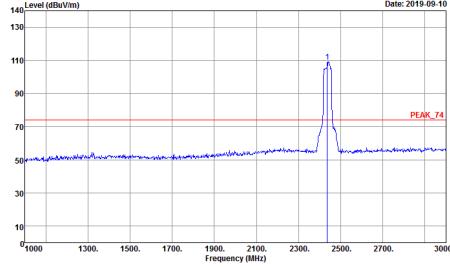
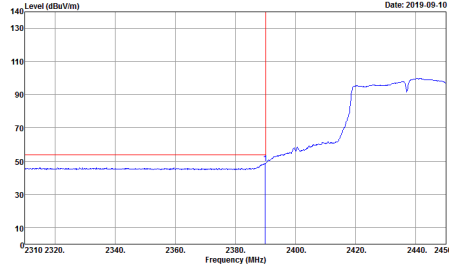
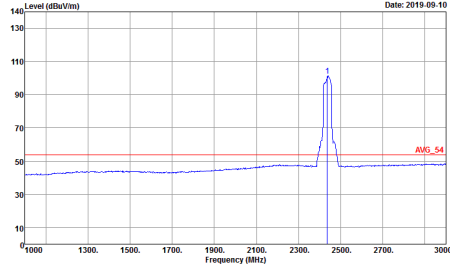


WIFI	2.4GHz 2400~2483.5MHz Band Edge @ 3m	
ANT	802.11n HT40 CH06 2437MHz - L	
1	Horizontal	Fundamental
Peak	 <p>Level (dBuV/m) vs Frequency (MHz) plot showing a sharp peak at approximately 2437 MHz. The y-axis ranges from 0 to 140 dBuV/m, and the x-axis ranges from 2310 to 2450 MHz. A red horizontal line is drawn at approximately 75 dBuV/m.</p> <p>Site : 03CH12-HY            Condition : PEAK_BE_74 3m HORN_9120D_1328 HORIZONTAL            Detector : Peak            Project : 981244            Setting : 14.5</p>	 <p>Level (dBuV/m) vs Frequency (MHz) plot showing a sharp peak at approximately 2437 MHz. The y-axis ranges from 0 to 140 dBuV/m, and the x-axis ranges from 2300 to 3000 MHz. A red horizontal line is drawn at approximately 75 dBuV/m, labeled 'PEAK_74'.</p> <p>Site : 03CH12-HY            Condition : PEAK_74 3m HORN_9120D_1328 HORIZONTAL            Detector : Peak            Project : 981244            Setting : 14.5</p>
Avg.	 <p>Level (dBuV/m) vs Frequency (MHz) plot showing a sharp peak at approximately 2437 MHz. The y-axis ranges from 0 to 140 dBuV/m, and the x-axis ranges from 2310 to 2450 MHz. A red horizontal line is drawn at approximately 50 dBuV/m.</p> <p>Site : 03CH12-HY            Condition : AVG_BE_54 3m HORN_9120D_1328 HORIZONTAL            Detector : Peak            Project : 981244            Setting : 14.5</p>	 <p>Level (dBuV/m) vs Frequency (MHz) plot showing a sharp peak at approximately 2437 MHz. The y-axis ranges from 0 to 140 dBuV/m, and the x-axis ranges from 2300 to 3000 MHz. A red horizontal line is drawn at approximately 50 dBuV/m, labeled 'AVG_54'.</p> <p>Site : 03CH12-HY            Condition : AVG_54 3m HORN_9120D_1328 HORIZONTAL            Detector : Peak            Project : 981244            Setting : 14.5</p>

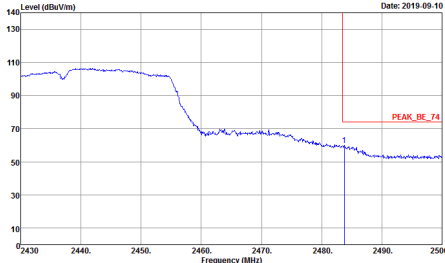
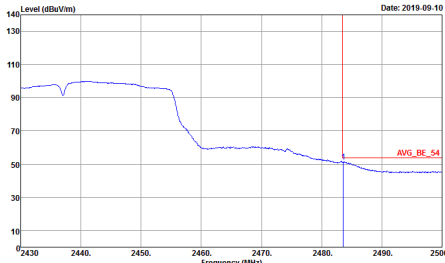


WIFI	2.4GHz 2400~2483.5MHz Band Edge @ 3m	
ANT	802.11n HT40 CH06 2437MHz - R	
1	Horizontal	Fundamental
Peak	<p>Level (dBu/m) vs Frequency (MHz) plot. Date: 2019-09-10. Peak labeled PEAK_BE_74.</p> <p>Site : 03CH12-HY Condition : PEAK_BE_74 3m HORN_9120D_1328 HORIZONTAL Detector : Peak Project : 981244 Setting : 14.5</p>	Left blank
Avg.	<p>Level (dBu/m) vs Frequency (MHz) plot. Date: 2019-09-10. Average level labeled AVG_BE_54.</p> <p>Site : 03CH12-HY Condition : AVG_BE_54 3m HORN_9120D_1328 HORIZONTAL Detector : Peak Project : 981244 Setting : 14.5</p>	Left blank

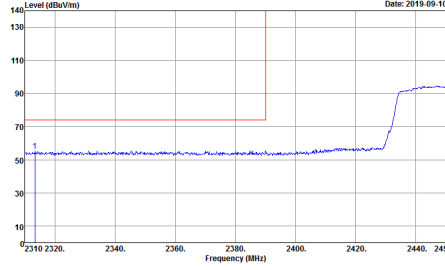
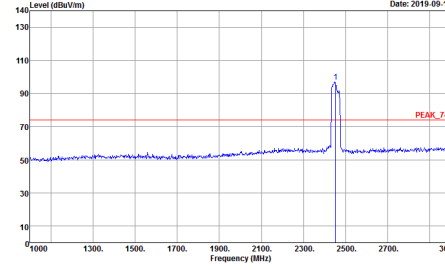
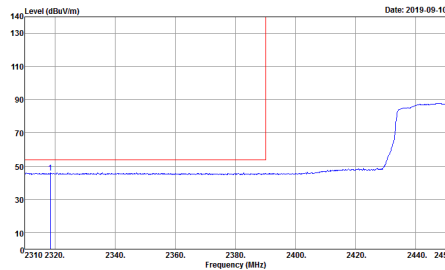
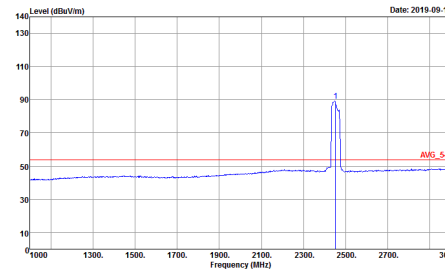


WIFI	2.4GHz 2400~2483.5MHz Band Edge @ 3m	
ANT	802.11n HT40 CH06 2437MHz - L	
1	Vertical	Fundamental
Peak	 <p>Site : 03CH12-HY            Condition : PEAK_BE_74 3m HORN_9120D_1328 VERTICAL            Detector : Peak            Project : 981244            Setting : 14.5</p>	 <p>Site : 03CH12-HY            Condition : PEAK_74 3m HORN_9120D_1328 VERTICAL            Detector : Peak            Project : 981244            Setting : 14.5</p>
Avg.	 <p>Site : 03CH12-HY            Condition : AVG_BE_54 3m HORN_9120D_1328 VERTICAL            Detector : Peak            Project : 981244            Setting : 14.5</p>	 <p>Site : 03CH12-HY            Condition : AVG_54 3m HORN_9120D_1328 VERTICAL            Detector : Peak            Project : 981244            Setting : 14.5</p>

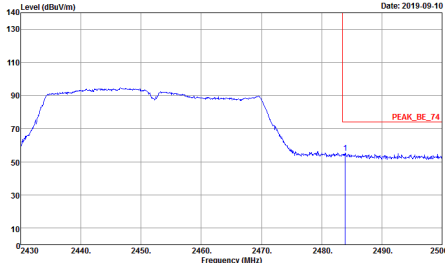
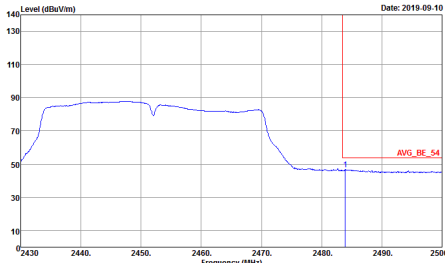


WIFI	2.4GHz 2400~2483.5MHz Band Edge @ 3m	
ANT	802.11n HT40 CH06 2437MHz - R	
1	Horizontal	Fundamental
<p><b>Peak</b></p>	 <p>           Date: 2019-09-10            Site : 03CH12-HY            Condition : PEAK_BE_74 3m HORN_9120D_1328 VERTICAL            Detector : Peak            Project : 981244            Setting : 14.5         </p>	<p>Left blank</p>
<p><b>Avg.</b></p>	 <p>           Date: 2019-09-10            Site : 03CH12-HY            Condition : AVG_BE_54 3m HORN_9120D_1328 VERTICAL            Detector : Peak            Project : 981244            Setting : 14.5         </p>	<p>Left blank</p>



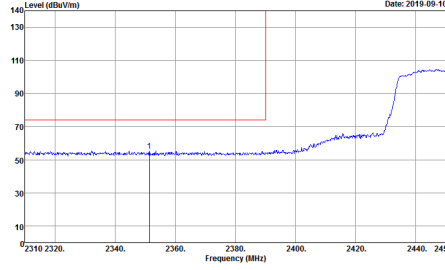
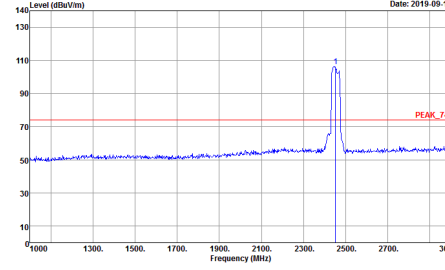
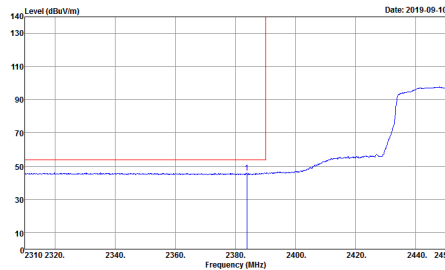
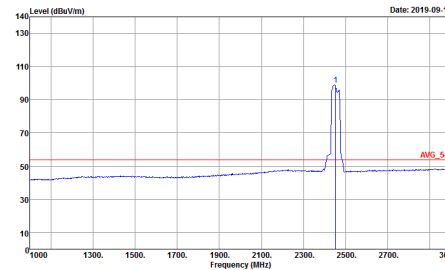
WIFI	2.4GHz 2400~2483.5MHz Band Edge @ 3m	
ANT	802.11n HT40 CH09 2452MHz - L	
1	Horizontal	Fundamental
Peak	 <p>Date: 2019-09-10</p> <p>Level (dBuV/m) vs Frequency (MHz)</p> <p>Site : 03CH12-HY            Condition : PEAK_BE_74 3m HORN_9120D_1328 HORIZONTAL            RBW:1000.000KHz VBW:3000.000KHz SWT:Auto            Detector : Peak            Project : 981244            Setting : 12.5</p>	 <p>Date: 2019-09-10</p> <p>Level (dBuV/m) vs Frequency (MHz)</p> <p>Site : 03CH12-HY            Condition : PEAK_74 3m HORN_9120D_1328 HORIZONTAL            RBW:1000.000KHz VBW:3000.000KHz SWT:Auto            Detector : Peak            Project : 981244            Setting : 12.5</p>
Avg.	 <p>Date: 2019-09-10</p> <p>Level (dBuV/m) vs Frequency (MHz)</p> <p>Site : 03CH12-HY            Condition : AVG_BE_54 3m HORN_9120D_1328 HORIZONTAL            RBW:1000.000KHz VBW:3.000KHz SWT:Auto            Detector : Peak            Project : 981244            Setting : 12.5</p>	 <p>Date: 2019-09-10</p> <p>Level (dBuV/m) vs Frequency (MHz)</p> <p>Site : 03CH12-HY            Condition : AVG_54 3m HORN_9120D_1328 HORIZONTAL            RBW:1000.000KHz VBW:3.000KHz SWT:Auto            Detector : Peak            Project : 981244            Setting : 12.5</p>



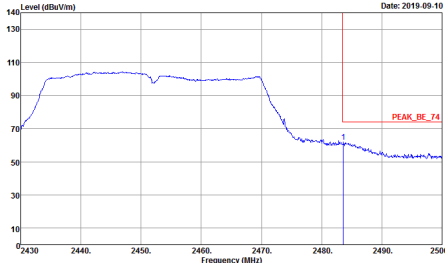
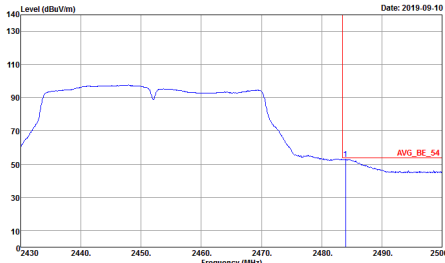
WIFI	2.4GHz 2400~2483.5MHz Band Edge @ 3m	
ANT	802.11n HT40 CH09 2452MHz - R	
1	Horizontal	Fundamental
<p><b>Peak</b></p>	 <p>           Date: 2019-09-10            Site : 03CH12-HY            Condition : PEAK_BE_74 3m HORN_9120D_1328 HORIZONTAL            Detector : Peak            Project : 981244            Setting : 12.5         </p>	<p>Left blank</p>
<p><b>Avg.</b></p>	 <p>           Date: 2019-09-10            Site : 03CH12-HY            Condition : AVG_BE_54 3m HORN_9120D_1328 HORIZONTAL            Detector : Peak            Project : 981244            Setting : 12.5         </p>	<p>Left blank</p>





WIFI	2.4GHz 2400~2483.5MHz Band Edge @ 3m	
ANT	802.11n HT40 CH09 2452MHz - L	
1	Vertical	Fundamental
Peak	 <p>Site : 03CH12-HY            Condition : PEAK_BE_74 3m HORN_9120D_1328 VERTICAL            RBW:1000.000KHz VBW:3000.000KHz SWT:Auto            Detector : Peak            Project : 981244            Setting : 12.5</p>	 <p>Site : 03CH12-HY            Condition : PEAK_74 3m HORN_9120D_1328 VERTICAL            RBW:1000.000KHz VBW:3000.000KHz SWT:Auto            Detector : Peak            Project : 981244            Setting : 12.5</p>
Avg.	 <p>Site : 03CH12-HY            Condition : AVG_BE_54 3m HORN_9120D_1328 VERTICAL            RBW:1000.000KHz VBW:3.000KHz SWT:Auto            Detector : Peak            Project : 981244            Setting : 12.5</p>	 <p>Site : 03CH12-HY            Condition : AVG_54 3m HORN_9120D_1328 VERTICAL            RBW:1000.000KHz VBW:3.000KHz SWT:Auto            Detector : Peak            Project : 981244            Setting : 12.5</p>



WIFI	2.4GHz 2400~2483.5MHz Band Edge @ 3m	
ANT	802.11n HT40 CH09 2452MHz - R	
1	Vertical	Fundamental
<p><b>Peak</b></p>	 <p>Date: 2019-09-10</p> <p>Site : 03CH12-HY            Condition : PEAK_BE_74 3m HORN_9120D_1328 VERTICAL            Detector : Peak            Project : 981244            Setting : 12.5</p>	<p>Left blank</p>
<p><b>Avg.</b></p>	 <p>Date: 2019-09-10</p> <p>Site : 03CH12-HY            Condition : AVG_BE_54 3m HORN_9120D_1328 VERTICAL            Detector : Peak            Project : 981244            Setting : 12.5</p>	<p>Left blank</p>



2.4GHz 2400~2483.5MHz
WIFI 802.11b (Harmonic @ 3m)

Table with 2 columns: Horizontal and Vertical. Contains two graphs showing Level (dBuV/m) vs Frequency (MHz) for Peak and Avg. measurements. Includes site and condition details for each graph.



<b>WIFI</b>	<b>2.4GHz 2400~2483.5MHz Harmonic @ 3m</b>	
<b>ANT</b>	<b>802.11b CH06 2437MHz</b>	
<b>1</b>	<b>Horizontal</b>	<b>Vertical</b>
<b>Peak</b> <b>Avg.</b>	<p>Site : 03CH12-HY Condition : PEAK_74 3m HORN_9120D_1328 HORIZONTAL Detector : Peak Project : 981244 Setting : 22</p>	<p>Site : 03CH12-HY Condition : PEAK_74 3m HORN_9120D_1328 VERTICAL Detector : Peak Project : 981244 Setting : 22</p>



<b>WIFI</b>	<b>2.4GHz 2400~2483.5MHz Harmonic @ 3m</b>	
<b>ANT</b>	<b>802.11b CH11 2462MHz</b>	
<b>1</b>	<b>Horizontal</b>	<b>Vertical</b>
<p><b>Peak</b></p> <p><b>Avg.</b></p>	<p>Site : 03CH12-HY          Condition : PEAK_74 3m HORN_9120D_1328 HORIZONTAL          Detector : Peak          Project : 981244          Setting : 22</p>	<p>Site : 03CH12-HY          Condition : PEAK_74 3m HORN_9120D_1328 VERTICAL          Detector : Peak          Project : 981244          Setting : 22</p>



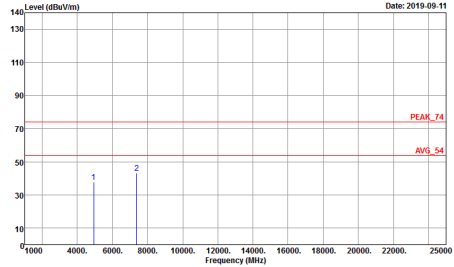
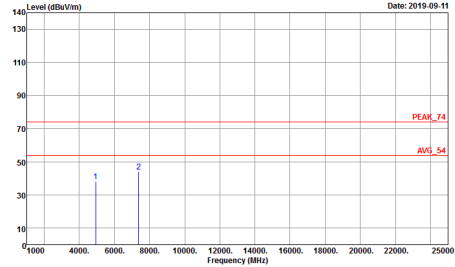
2.4GHz 2400~2483.5MHz  
WIFI 802.11g (Harmonic @ 3m)

WIFI	2.4GHz 2400~2483.5MHz Harmonic @ 3m	
ANT	802.11g CH01 2412MHz	
1	Horizontal	Vertical
<b>Peak</b> <b>Avg.</b>	<p>Site : 03CH12-HY Condition : PEAK_74 3m HORN_9120D_1328 HORIZONTAL Detector : Peak Project : 981244 Setting : 17.5</p>	<p>Site : 03CH12-HY Condition : PEAK_74 3m HORN_9120D_1328 VERTICAL Detector : Peak Project : 981244 Setting : 17.5</p>



WIFI	2.4GHz 2400~2483.5MHz Harmonic @ 3m	
ANT	802.11g CH06 2437MHz	
1	Horizontal	Vertical
<b>Peak</b> <b>Avg.</b>	<p>Site : 03CH12-HY Condition : PEAK_74 3m HORN_9120D_1328 HORIZONTAL Detector : Peak Project : 981244 Setting : 21</p>	<p>Site : 03CH12-HY Condition : PEAK_74 3m HORN_9120D_1328 VERTICAL Detector : Peak Project : 981244 Setting : 21</p>

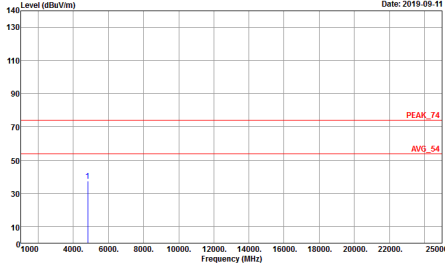
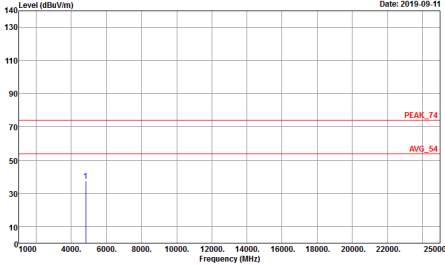


<b>WIFI</b>	<b>2.4GHz 2400~2483.5MHz Harmonic @ 3m</b>	
<b>ANT</b>	<b>802.11g CH11 2462MHz</b>	
<b>1</b>	<b>Horizontal</b>	<b>Vertical</b>
<b>Peak Avg.</b>	 <p>Site : 03CH12-HY Condition : PEAK_74 3m HORN_9120D_1328 HORIZONTAL Detector : Peak Project : 981244 Setting : 16</p>	 <p>Site : 03CH12-HY Condition : PEAK_74 3m HORN_9120D_1328 VERTICAL Detector : Peak Project : 981244 Setting : 16</p>

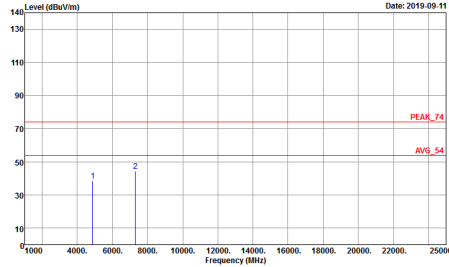
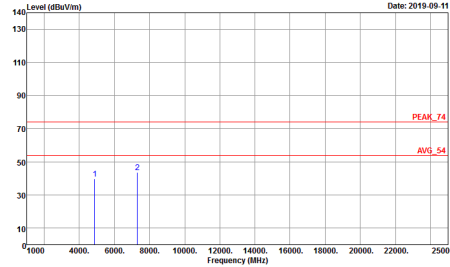




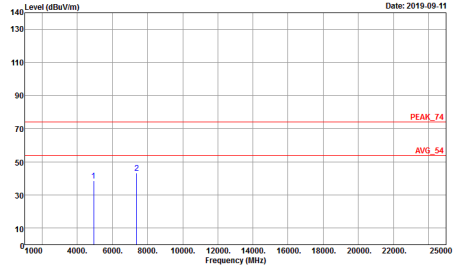
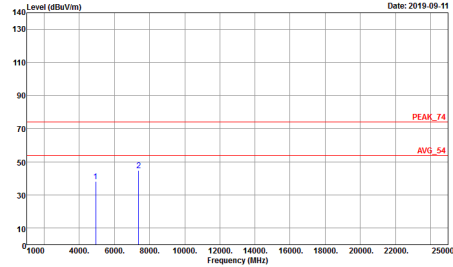
2.4GHz 2400~2483.5MHz  
 WIFI 802.11n HT20 (Harmonic @ 3m)

WIFI	2.4GHz 2400~2483.5MHz Harmonic @ 3m	
ANT	802.11n HT20 CH01 2412MHz	
1	Horizontal	Vertical
<p><b>Peak</b> <b>Avg.</b></p>	 <p>Site : 03CH12-HY        Condition : PEAK_74 3m HORN_9120D_1328 HORIZONTAL        Detector : Peak        Project : 981244        Setting : 17</p>	 <p>Site : 03CH12-HY        Condition : PEAK_74 3m HORN_9120D_1328 VERTICAL        Detector : Peak        Project : 981244        Setting : 17</p>



<b>WIFI</b>	<b>2.4GHz 2400~2483.5MHz Harmonic @ 3m</b>	
<b>ANT</b>	<b>802.11n HT20 CH06 2437MHz</b>	
<b>1</b>	<b>Horizontal</b>	<b>Vertical</b>
<b>Peak</b>  <b>Avg.</b>	 <p>Site : 03CH12-HY  Condition : PEAK_74 3m HORN_9120D_1328 HORIZONTAL  Detector : Peak  Project : 981244  Setting : 20.5</p>	 <p>Site : 03CH12-HY  Condition : PEAK_74 3m HORN_9120D_1328 VERTICAL  Detector : Peak  Project : 981244  Setting : 20.5</p>



<b>WIFI</b>	<b>2.4GHz 2400~2483.5MHz Harmonic @ 3m</b>	
<b>ANT</b>	<b>802.11n HT20 CH11 2462MHz</b>	
<b>1</b>	<b>Horizontal</b>	<b>Vertical</b>
<b>Peak Avg.</b>	 <p>Site : 03CH12-HY Condition : PEAK_74 3m HORN_9120D_1328 HORIZONTAL Detector : Peak Project : 981244 Setting : 15.5</p>	 <p>Site : 03CH12-HY Condition : PEAK_74 3m HORN_9120D_1328 VERTICAL Detector : Peak Project : 981244 Setting : 15.5</p>



2.4GHz 2400~2483.5MHz  
WIFI 802.11n HT40 (Harmonic @ 3m)

WIFI	2.4GHz 2400~2483.5MHz Harmonic @ 3m	
ANT	802.11n HT40 CH03 2422MHz	
1	Horizontal	Vertical
<b>Peak</b> <b>Avg.</b>	<p>Site : 03CH12-HY Condition : PEAK_74 3m HORN_9120D_1328 HORIZONTAL Detector : Peak Project : 981244 Setting : 11.5</p>	<p>Site : 03CH12-HY Condition : PEAK_74 3m HORN_9120D_1328 VERTICAL Detector : Peak Project : 981244 Setting : 11.5</p>



<b>WIFI</b>	<b>2.4GHz 2400~2483.5MHz Harmonic @ 3m</b>	
<b>ANT</b>	<b>802.11n HT40 CH06 2437MHz</b>	
<b>1</b>	<b>Horizontal</b>	<b>Vertical</b>
<b>Peak Avg.</b>	<p>Site : 03CH12-HY Condition : PEAK_74 3m HORN_9120D_1328 HORIZONTAL Detector : Peak Project : 981244 Setting : 14.5</p>	<p>Site : 03CH12-HY Condition : PEAK_74 3m HORN_9120D_1328 VERTICAL Detector : Peak Project : 981244 Setting : 14.5</p>



WIFI	2.4GHz 2400~2483.5MHz Harmonic @ 3m	
ANT	802.11n HT40 CH09 2452MHz	
1	Horizontal	Vertical
<b>Peak</b> <b>Avg.</b>	<p>Site : 03CH12-HY Condition : PEAK_74 3m HORN_9120D_1328 HORIZONTAL Detector : Peak Project : 981244 Setting : 12.5</p>	<p>Site : 03CH12-HY Condition : PEAK_74 3m HORN_9120D_1328 VERTICAL Detector : Peak Project : 981244 Setting : 12.5</p>

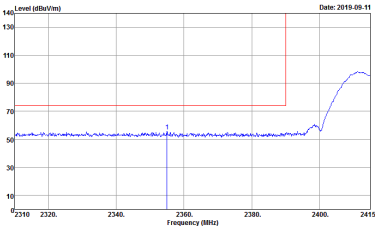
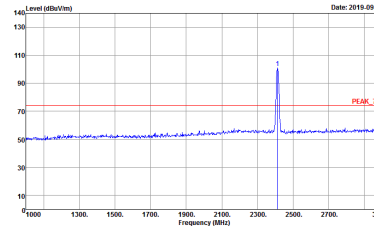
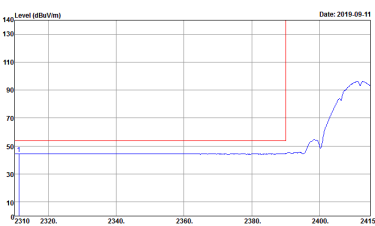
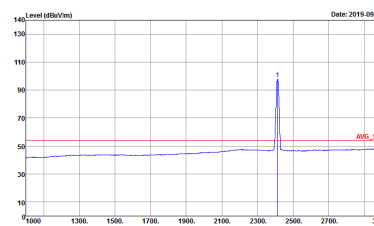


Emission below 1GHz  
2.4GHz WIFI 802.11n HT40 (LF)

WIFI	2.4GHz 2400~2483.5MHz	
ANT	802.11n HT40 LF	
1	Horizontal	Vertical
QP / Peak	<p>Site : 03CH12-HY Condition : QP 3m BILO6_6111D_37059 HORIZONTAL Detector : Peak Project : 981244</p>	<p>Site : 03CH12-HY Condition : QP 3m BILO6_6111D_37059 VERTICAL Detector : Peak Project : 981244</p>

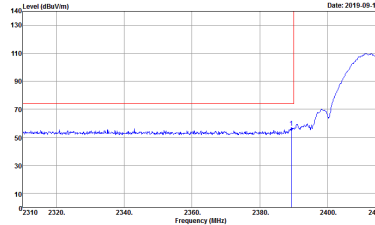
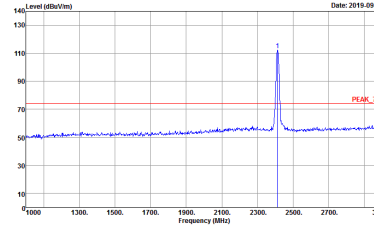
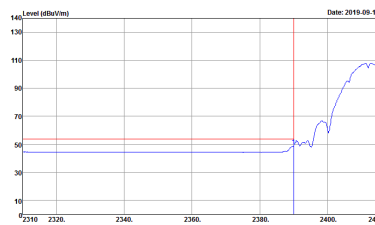
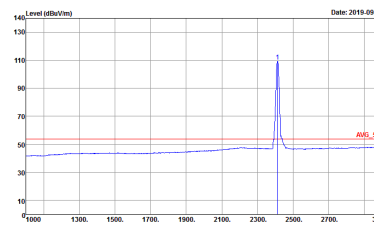


2.4GHz 2400~2483.5MHz  
WIFI 802.11b (Band Edge @ 3m)

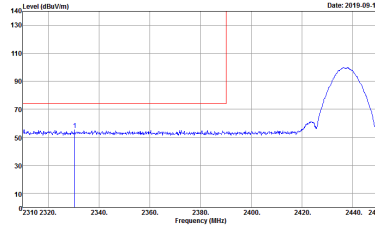
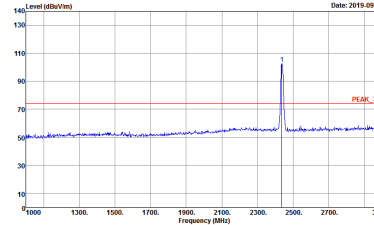
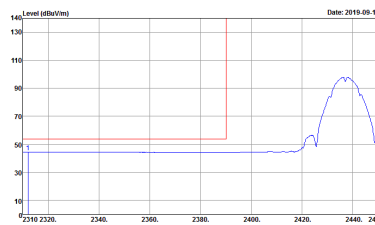
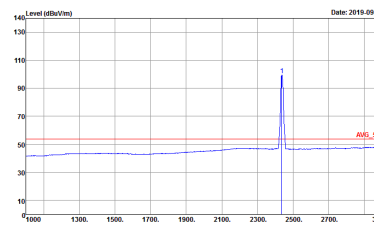
WIFI	2.4GHz 2400~2483.5MHz Band Edge @ 3m	
ANT	802.11b CH01 2412MHz	
2	Horizontal	Fundamental
Peak	 <p>Site : 03CH12-HY Condition : PEAK_BE_74 3m HORN_9120D_1328 HORIZONTAL Detector : Peak Project : 981244 Setting : 18.5</p>	 <p>Site : 03CH12-HY Condition : PEAK_F4 3m HORN_9120D_1328 HORIZONTAL Detector : Peak Project : 981244 Setting : 18.5</p>
Avg.	 <p>Site : 03CH12-HY Condition : AVG_BE_54 3m HORN_9120D_1328 HORIZONTAL Detector : Peak Project : 981244 Setting : 18.5</p>	 <p>Site : 03CH12-HY Condition : AVG_F4 3m HORN_9120D_1328 HORIZONTAL Detector : Peak Project : 981244 Setting : 18.5</p>



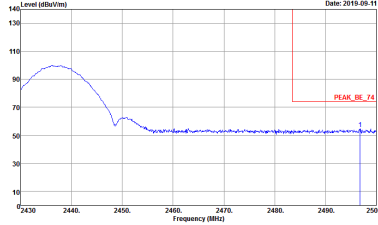
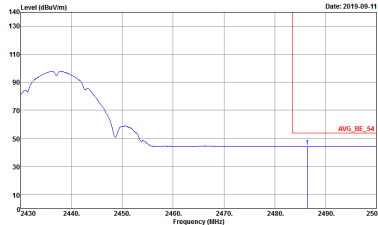


WIFI	2.4GHz 2400~2483.5MHz Band Edge @ 3m	
ANT	802.11b CH01 2412MHz	
2	Vertical	Fundamental
Peak	 <p>Site : 03CH12-HY            Condition : PEAK_BE_74 3m HORN_91200_1328 VERTICAL            RBW:3000.000kHz VBW:3000.000kHz SWT:Auto            Detector : Peak            Project : 981244            Setting : 18.5</p>	 <p>Site : 03CH12-HY            Condition : PEAK_74 3m HORN_91200_1328 VERTICAL            RBW:3000.000kHz VBW:3000.000kHz SWT:Auto            Detector : Peak            Project : 981244            Setting : 18.5</p>
Avg.	 <p>Site : 03CH12-HY            Condition : AVG_BE_54 3m HORN_91200_1328 VERTICAL            RBW:3000.000kHz VBW:0.010kHz SWT:Auto            Detector : Peak            Project : 981244            Setting : 18.5</p>	 <p>Site : 03CH12-HY            Condition : AVG_54 3m HORN_91200_1328 VERTICAL            RBW:3000.000kHz VBW:0.010kHz SWT:Auto            Detector : Peak            Project : 981244            Setting : 18.5</p>

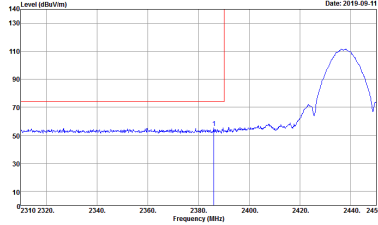
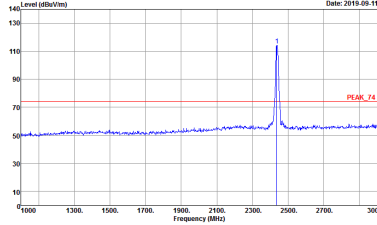
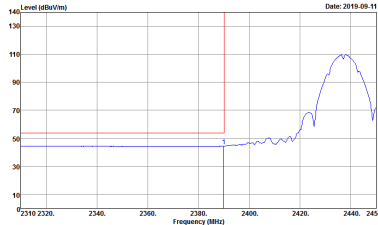
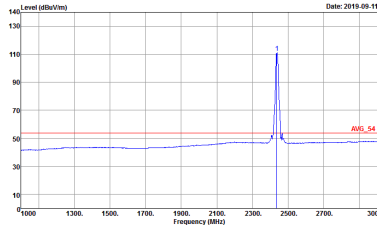


<b>WIFI</b>	<b>2.4GHz 2400~2483.5MHz Band Edge @ 3m</b>	
<b>ANT</b>	<b>802.11b CH06 2437MHz - L</b>	
<b>2</b>	<b>Horizontal</b>	<b>Fundamental</b>
<b>Peak</b>	 <p>Site : 03CH12-HY          Condition : PEAK_9C_74 3m HORN_91200_1328 HORIZONTAL          Detector : Peak          Project : 981244          Setting : 21</p>	 <p>Site : 03CH12-HY          Condition : PEAK_74 3m HORN_91200_1328 HORIZONTAL          Detector : Peak          Project : 981244          Setting : 21</p>
<b>Avg.</b>	 <p>Site : 03CH12-HY          Condition : AVG_BE_54 3m HORN_91200_1328 HORIZONTAL          Detector : Peak          Project : 981244          Setting : 21</p>	 <p>Site : 03CH12-HY          Condition : AVG_54 3m HORN_91200_1328 HORIZONTAL          Detector : Peak          Project : 981244          Setting : 21</p>



WIFI	2.4GHz 2400~2483.5MHz Band Edge @ 3m	
ANT	802.11b CH06 2437MHz - R	
2	Horizontal	Fundamental
<p><b>Peak</b></p>	 <p>Site : 03CH2-HY            Condition : PEAK_BE_74 3m HORN_9120D_1328 HORIZONTAL            Detector : Peak            Project : 981244            Setting : 21</p>	<p>Left blank</p>
<p><b>Avg.</b></p>	 <p>Site : 03CH2-HY            Condition : AVG_BE_54 3m HORN_9120D_1328 HORIZONTAL            Detector : Peak            Project : 981244            Setting : 21</p>	<p>Left blank</p>

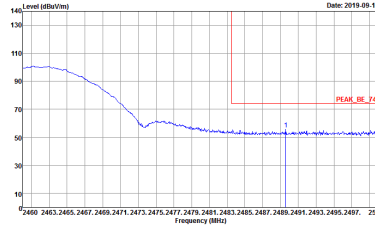
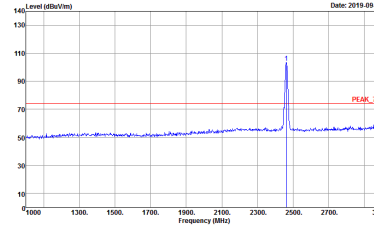
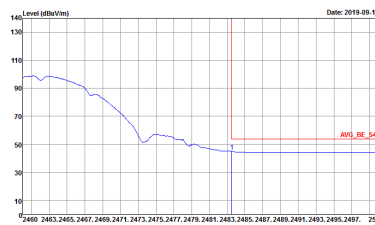
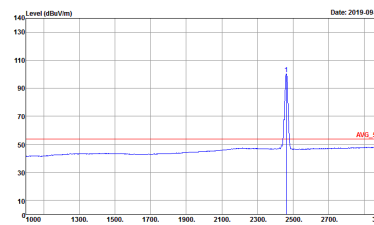


WIFI	2.4GHz 2400~2483.5MHz Band Edge @ 3m	
ANT	802.11b CH06 2437MHz - L	
2	Vertical	Fundamental
Peak	 <p>Site : 03CH12-HY            Condition : PEAK_BE_74 3m HORN_91200_1328 VERTICAL            RBW:3000.000KHz VBW:3000.000KHz SWT:Auto            Detector : Peak            Project : 981244            Setting : 21</p>	 <p>Site : 03CH12-HY            Condition : PEAK_F4 3m HORN_91200_1328 VERTICAL            RBW:3000.000KHz VBW:3000.000KHz SWT:Auto            Detector : Peak            Project : 981244            Setting : 21</p>
Avg.	 <p>Site : 03CH12-HY            Condition : AVG_BE_54 3m HORN_91200_1328 VERTICAL            RBW:3000.000KHz VBW:0.010KHz SWT:Auto            Detector : Peak            Project : 981244            Setting : 21</p>	 <p>Site : 03CH12-HY            Condition : AVG_F4 3m HORN_91200_1328 VERTICAL            RBW:3000.000KHz VBW:0.010KHz SWT:Auto            Detector : Peak            Project : 981244            Setting : 21</p>

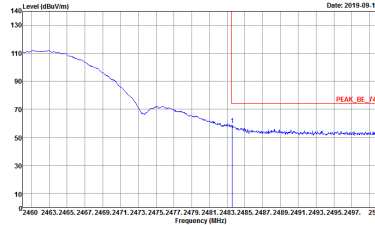
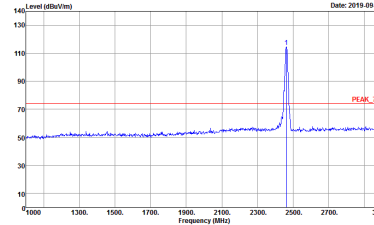
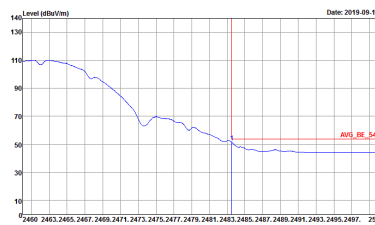
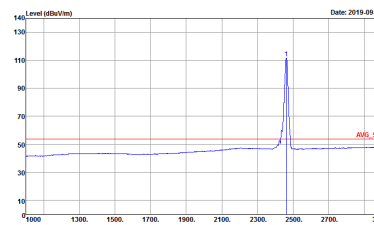


WIFI	2.4GHz 2400~2483.5MHz Band Edge @ 3m	
ANT	802.11b CH06 2437MHz - R	
2	Vertical	Fundamental
<p><b>Peak</b></p>		<p>Left blank</p>
<p><b>Avg.</b></p>		<p>Left blank</p>



WIFI	2.4GHz 2400~2483.5MHz Band Edge @ 3m	
ANT	802.11b CH11 2462MHz	
2	Horizontal	Fundamental
<p><b>Peak</b></p>	 <p>Site : 03CH12-11Y            Condition : PEAK_BE_74 3m HORN_91200_1328 HORIZONTAL            RBW:3000.000KHz VBW:3000.000KHz SWT:Auto            Detector : Peak            Project : 981244            Setting : 215</p>	 <p>Site : 03CH12-11Y            Condition : PEAK_74 3m HORN_91200_1328 HORIZONTAL            RBW:3000.000KHz VBW:3000.000KHz SWT:Auto            Detector : Peak            Project : 981244            Setting : 215</p>
<p><b>Avg.</b></p>	 <p>Site : 03CH12-11Y            Condition : AVG_BE_54 3m HORN_91200_1328 HORIZONTAL            RBW:3000.000KHz VBW:10.000KHz SWT:Auto            Detector : Peak            Project : 981244            Setting : 215</p>	 <p>Site : 03CH12-11Y            Condition : AVG_54 3m HORN_91200_1328 HORIZONTAL            RBW:3000.000KHz VBW:10.000KHz SWT:Auto            Detector : Peak            Project : 981244            Setting : 215</p>



WIFI	2.4GHz 2400~2483.5MHz Band Edge @ 3m	
ANT	802.11b CH11 2462MHz	
2	Vertical	Fundamental
<p><b>Peak</b></p>	 <p>Site : 03CH12-HY            Condition : PEAK_BE_74 3m HORN_91200_1328 VERTICAL            RBW:3000.000KHz VBW:3000.000KHz SWT:Auto            Detector : Peak            Project : 981244            Setting : 215</p>	 <p>Site : 03CH12-HY            Condition : PEAK_74 3m HORN_91200_1328 VERTICAL            RBW:3000.000KHz VBW:3000.000KHz SWT:Auto            Detector : Peak            Project : 981244            Setting : 215</p>
<p><b>Avg.</b></p>	 <p>Site : 03CH12-HY            Condition : AVG_BE_54 3m HORN_91200_1328 VERTICAL            RBW:3000.000KHz VBW:10.000KHz SWT:Auto            Detector : Peak            Project : 981244            Setting : 215</p>	 <p>Site : 03CH12-HY            Condition : AVG_54 3m HORN_91200_1328 VERTICAL            RBW:3000.000KHz VBW:10.000KHz SWT:Auto            Detector : Peak            Project : 981244            Setting : 215</p>



2.4GHz 2400~2483.5MHz  
 WIFI 802.11g (Band Edge @ 3m)

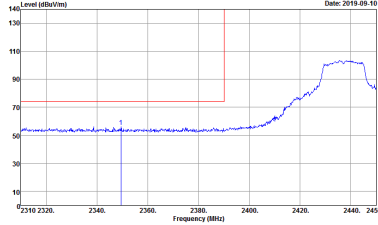
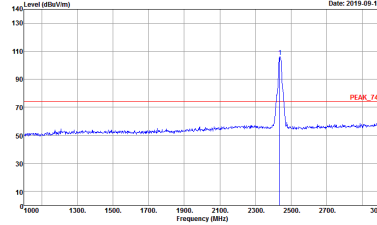
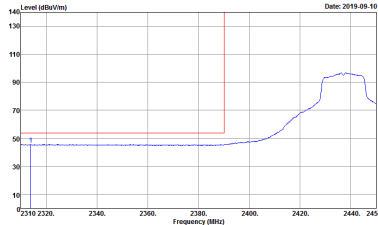
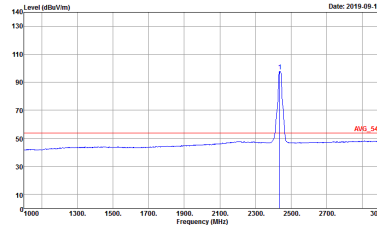
WIFI	2.4GHz 2400~2483.5MHz Band Edge @ 3m	
ANT	802.11g CH01 2412MHz	
2	Horizontal	Fundamental
<b>Peak</b>	<p>Site : 03CH12-HY            Condition : PEAK_BE_74 3m HORN_9120D_1328 HORIZONTAL            Detector : Peak            Project : 981244            Setting : 17.5</p>	<p>Site : 03CH12-HY            Condition : PEAK_74 3m HORN_9120D_1328 HORIZONTAL            Detector : Peak            Project : 981244            Setting : 17.5</p>
<b>Avg.</b>	<p>Site : 03CH12-HY            Condition : AVG_BE_54 3m HORN_9120D_1328 HORIZONTAL            Detector : Peak            Project : 981244            Setting : 17.5</p>	<p>Site : 03CH12-HY            Condition : AVG_54 3m HORN_9120D_1328 HORIZONTAL            Detector : Peak            Project : 981244            Setting : 17.5</p>



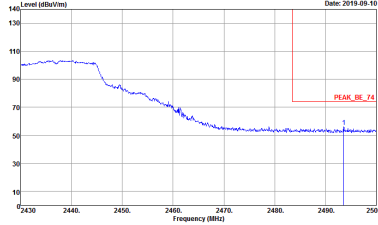
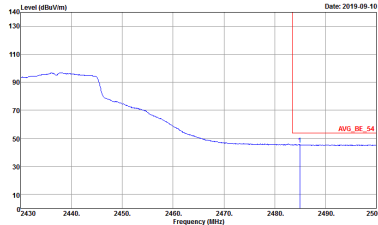


WIFI	2.4GHz 2400~2483.5MHz Band Edge @ 3m	
ANT	802.11g CH01 2412MHz	
2	Vertical	Fundamental
<b>Peak</b>	<p>Site : 03CH12-11Y            Condition : PEAK_9C_74 3m HORN_9120D_1328 VERTICAL            RBW:3000.000KHz VBW:3000.000KHz SWT:Auto            Detector : Peak            Project : 981244            Setting : 17.5</p>	<p>Site : 03CH12-11Y            Condition : PEAK_74 3m HORN_9120D_1328 VERTICAL            RBW:3000.000KHz VBW:3000.000KHz SWT:Auto            Detector : Peak            Project : 981244            Setting : 17.5</p>
<b>Avg.</b>	<p>Site : 03CH12-11Y            Condition : AVG_BE_54 3m HORN_9120D_1328 VERTICAL            RBW:1000.000KHz VBW:1.000KHz SWT:Auto            Detector : Peak            Project : 981244            Setting : 17.5</p>	<p>Site : 03CH12-11Y            Condition : AVG_54 3m HORN_9120D_1328 VERTICAL            RBW:1000.000KHz VBW:1.000KHz SWT:Auto            Detector : Peak            Project : 981244            Setting : 17.5</p>

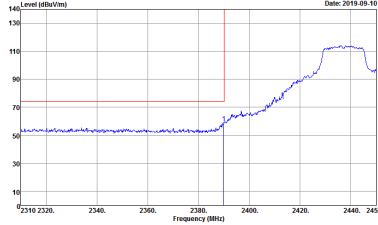
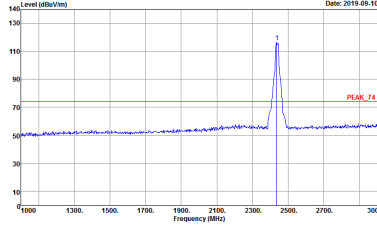
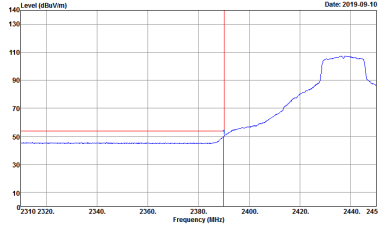
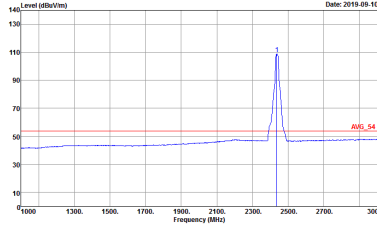


WIFI	2.4GHz 2400~2483.5MHz Band Edge @ 3m	
ANT	802.11g CH06 2437MHz - L	
2	Horizontal	Fundamental
<p><b>Peak</b></p>	 <p>Site : 03CH12-11Y            Condition : PEAK_9C_74 3m HORN_91200_1328 HORIZONTAL            Detector : Peak            Project : 981244            Setting : 22</p>	 <p>Site : 03CH12-11Y            Condition : PEAK_74 3m HORN_91200_1328 HORIZONTAL            Detector : Peak            Project : 981244            Setting : 22</p>
<p><b>Avg.</b></p>	 <p>Site : 03CH12-11Y            Condition : AVG_BE_54 3m HORN_91200_1328 HORIZONTAL            Detector : Peak            Project : 981244            Setting : 22</p>	 <p>Site : 03CH12-11Y            Condition : AVG_54 3m HORN_91200_1328 HORIZONTAL            Detector : Peak            Project : 981244            Setting : 22</p>



WIFI	2.4GHz 2400~2483.5MHz Band Edge @ 3m	
ANT	802.11g CH06 2437MHz - R	
2	Horizontal	Fundamental
<p><b>Peak</b></p>	 <p>Site : 03CH2-HY            Condition : PEAK_BE_74 3m HORN_9120D_1328 HORIZONTAL            Detector : Peak            Project : 981244            Setting : 22</p>	<p>Left blank</p>
<p><b>Avg.</b></p>	 <p>Site : 03CH2-HY            Condition : AVG_BE_54 3m HORN_9120D_1328 HORIZONTAL            Detector : Peak            Project : 981244            Setting : 22</p>	<p>Left blank</p>

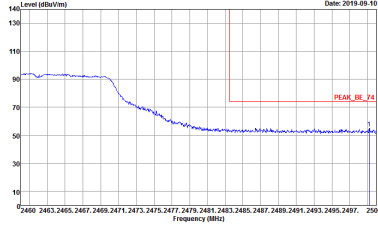
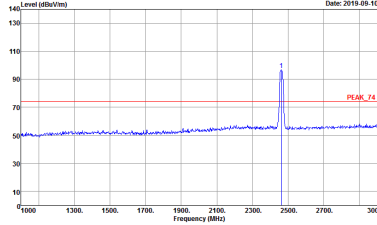
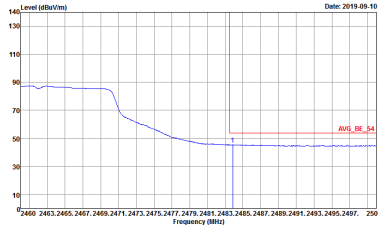
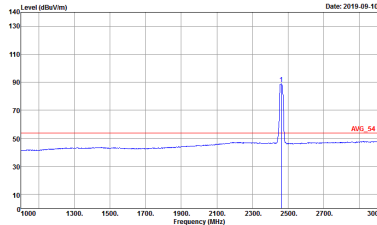


WIFI	2.4GHz 2400~2483.5MHz Band Edge @ 3m	
ANT	802.11g CH06 2437MHz - L	
2	Vertical	Fundamental
Peak	 <p>Site : 03CH12-HY            Condition : PEAK_9C_74 3m HORN_9120D_1328 VERTICAL            RBW:3000.000KHz VBW:3000.000KHz SWT:Auto            Detector : Peak            Project : 981244            Setting : 22</p>	 <p>Site : 03CH12-HY            Condition : PEAK_74 3m HORN_9120D_1328 VERTICAL            RBW:3000.000KHz VBW:3000.000KHz SWT:Auto            Detector : Peak            Project : 981244            Setting : 22</p>
Avg.	 <p>Site : 03CH12-HY            Condition : AVG_BE_54 3m HORN_9120D_1328 VERTICAL            RBW:3000.000KHz VBW:1.000KHz SWT:Auto            Detector : Peak            Project : 981244            Setting : 22</p>	 <p>Site : 03CH12-HY            Condition : AVG_54 3m HORN_9120D_1328 VERTICAL            RBW:3000.000KHz VBW:1.000KHz SWT:Auto            Detector : Peak            Project : 981244            Setting : 22</p>

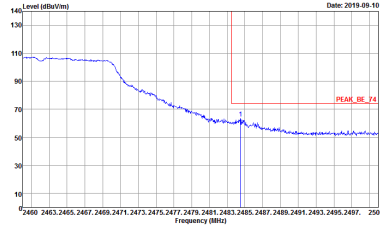
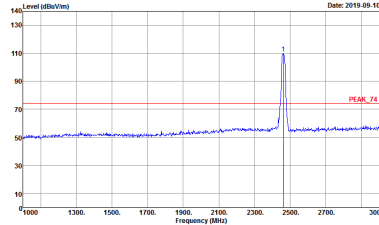
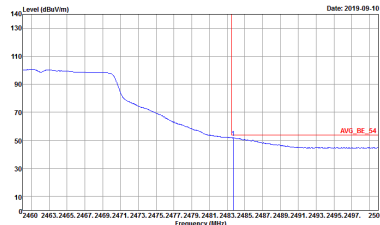
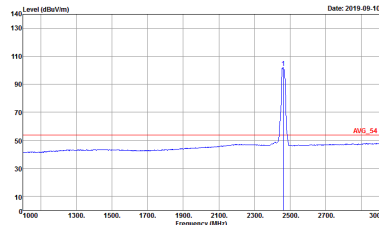


WIFI	2.4GHz 2400~2483.5MHz Band Edge @ 3m	
ANT	802.11g CH06 2437MHz - R	
2	Vertical	Fundamental
Peak		Left Blank
Avg.		Left Blank



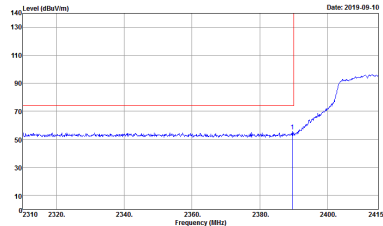
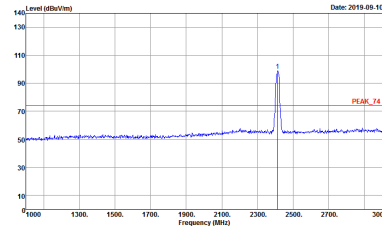
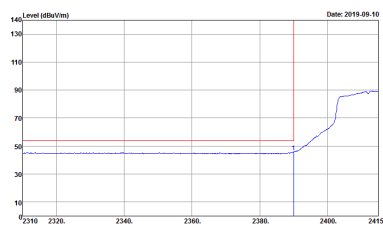
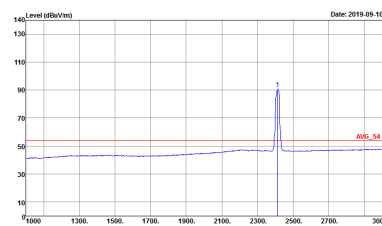
WIFI	2.4GHz 2400~2483.5MHz Band Edge @ 3m	
ANT	802.11g CH11 2462MHz	
2	Horizontal	Fundamental
<p><b>Peak</b></p>	 <p>Site : 03CH12-HY            Condition : PEAK_BE_74 3m HORN_91200_1328 HORIZONTAL            RBW:3000.000KHz VBW:3000.000KHz SWT:Auto            Detector : Peak            Project : 981244            Setting : 15.5</p>	 <p>Site : 03CH12-HY            Condition : PEAK_74 3m HORN_91200_1328 HORIZONTAL            RBW:3000.000KHz VBW:3000.000KHz SWT:Auto            Detector : Peak            Project : 981244            Setting : 15.5</p>
<p><b>Avg.</b></p>	 <p>Site : 03CH12-HY            Condition : AVG_BE_54 3m HORN_91200_1328 HORIZONTAL            RBW:1000.000KHz VBW:1.000KHz SWT:Auto            Detector : Peak            Project : 981244            Setting : 15.5</p>	 <p>Site : 03CH12-HY            Condition : AVG_54 3m HORN_91200_1328 HORIZONTAL            RBW:1000.000KHz VBW:1.000KHz SWT:Auto            Detector : Peak            Project : 981244            Setting : 15.5</p>



WIFI	2.4GHz 2400~2483.5MHz Band Edge @ 3m	
ANT	802.11g CH11 2462MHz	
2	Vertical	Fundamental
<p><b>Peak</b></p>	 <p>Site : 03CH12-11Y            Condition : PEAK_BE_74 3m HORN_9120D_1328 VERTICAL            RBW:3000.000KHz VBW:3000.000KHz SWT:Auto            Detector : Peak            Project : 981244            Setting : 15.5</p>	 <p>Site : 03CH12-11Y            Condition : PEAK_74 3m HORN_9120D_1328 VERTICAL            RBW:3000.000KHz VBW:3000.000KHz SWT:Auto            Detector : Peak            Project : 981244            Setting : 15.5</p>
<p><b>Avg.</b></p>	 <p>Site : 03CH12-11Y            Condition : AVG_BE_54 3m HORN_9120D_1328 VERTICAL            RBW:3000.000KHz VBW:1.000KHz SWT:Auto            Detector : Peak            Project : 981244            Setting : 15.5</p>	 <p>Site : 03CH12-11Y            Condition : AVG_54 3m HORN_9120D_1328 VERTICAL            RBW:3000.000KHz VBW:1.000KHz SWT:Auto            Detector : Peak            Project : 981244            Setting : 15.5</p>

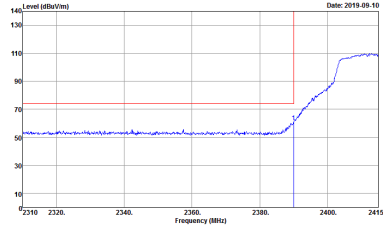
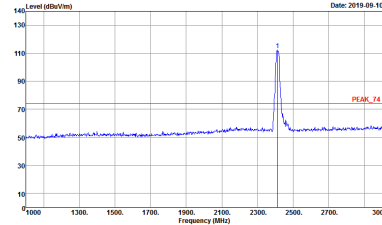
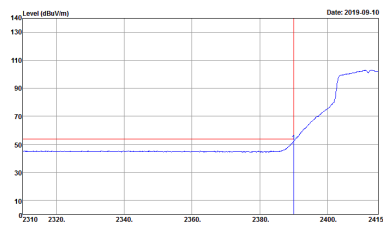
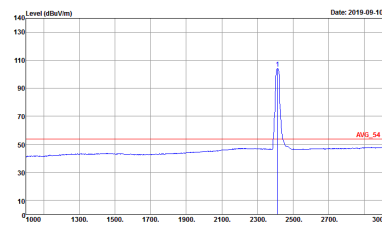


2.4GHz 2400~2483.5MHz  
 WIFI 802.11n HT20 (Band Edge @ 3m)

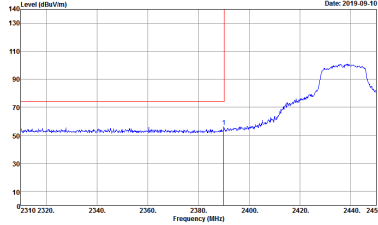
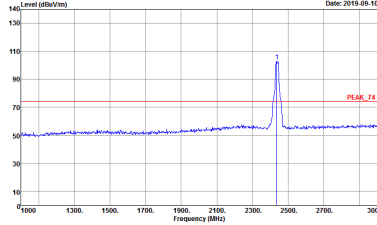
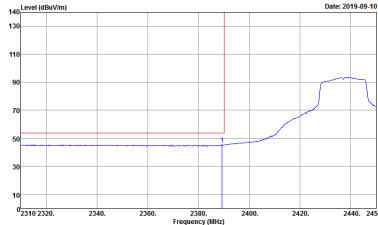
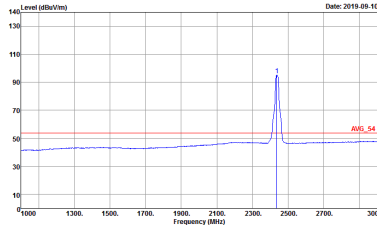
WIFI	2.4GHz 2400~2483.5MHz Band Edge @ 3m	
ANT	802.11n HT20 CH01 2412MHz	
2	Horizontal	Fundamental
<b>Peak</b>	 <p>Site : 03CH12-HY            Condition : PEAK_BE_74 3m HORN_9120D_1328 HORIZONTAL            RBW:1000.000kHz VBW:3000.000kHz SWT:Auto            Detector : Peak            Project : 981244            Setting : 17</p>	 <p>Site : 03CH12-HY            Condition : PEAK_F4 3m HORN_9120D_1328 HORIZONTAL            RBW:1000.000kHz VBW:3000.000kHz SWT:Auto            Detector : Peak            Project : 981244            Setting : 17</p>
<b>Avg.</b>	 <p>Site : 03CH12-HY            Condition : AVG_BE_54 3m HORN_9120D_1328 HORIZONTAL            RBW:1000.000kHz VBW:1.000kHz SWT:Auto            Detector : Peak            Project : 981244            Setting : 17</p>	 <p>Site : 03CH12-HY            Condition : AVG_F4 3m HORN_9120D_1328 HORIZONTAL            RBW:1000.000kHz VBW:1.000kHz SWT:Auto            Detector : Peak            Project : 981244            Setting : 17</p>



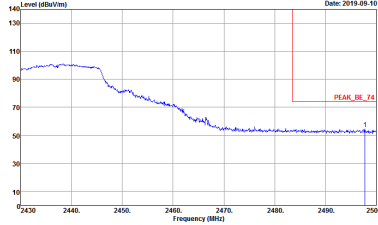
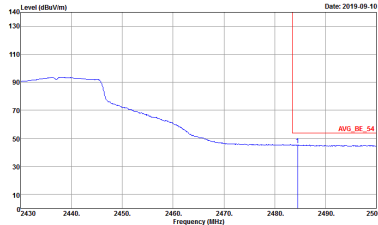


WIFI	2.4GHz 2400~2483.5MHz Band Edge @ 3m	
ANT	802.11n HT20 CH01 2412MHz	
2	Vertical	Fundamental
Peak	 <p>Site : 03CH12-HY            Condition : PEAK_9C_74 3m HORN_9120D_1328 VERTICAL            RBW:3000.000KHz VBW:3000.000KHz SWT:Auto            Detector : Peak            Project : 981244            Setting : 17</p>	 <p>Site : 03CH12-HY            Condition : PEAK_74 3m HORN_9120D_1328 VERTICAL            RBW:3000.000KHz VBW:3000.000KHz SWT:Auto            Detector : Peak            Project : 981244            Setting : 17</p>
Avg.	 <p>Site : 03CH12-HY            Condition : AVG_BE_54 3m HORN_9120D_1328 VERTICAL            RBW:1000.000KHz VBW:1.000KHz SWT:Auto            Detector : Peak            Project : 981244            Setting : 17</p>	 <p>Site : 03CH12-HY            Condition : AVG_54 3m HORN_9120D_1328 VERTICAL            RBW:1000.000KHz VBW:1.000KHz SWT:Auto            Detector : Peak            Project : 981244            Setting : 17</p>

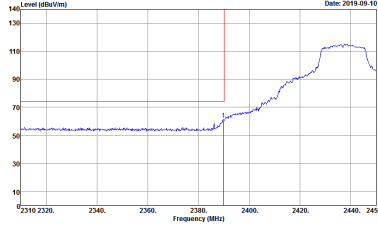
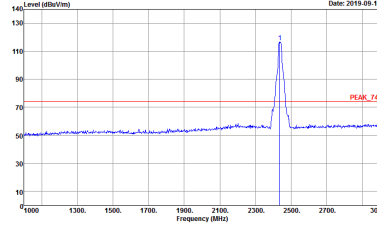
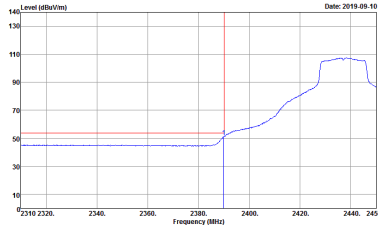
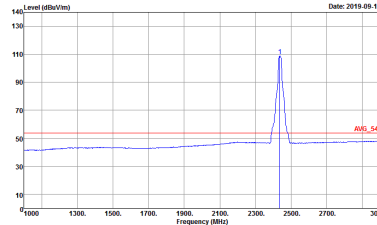


WIFI	2.4GHz 2400~2483.5MHz Band Edge @ 3m	
ANT	802.11n HT20 CH06 2437MHz - L	
2	Horizontal	Fundamental
Peak	 <p>Site : 03CH12-HY            Condition : PEAK_9C_74 3m HORN_91200_1328 HORIZONTAL            Detector : Peak            Project : 981244            Setting : 22</p>	 <p>Site : 03CH12-HY            Condition : PEAK_74 3m HORN_91200_1328 HORIZONTAL            Detector : Peak            Project : 981244            Setting : 22</p>
Avg.	 <p>Site : 03CH12-HY            Condition : AVG_BE_54 3m HORN_91200_1328 HORIZONTAL            Detector : Peak            Project : 981244            Setting : 22</p>	 <p>Site : 03CH12-HY            Condition : AVG_54 3m HORN_91200_1328 HORIZONTAL            Detector : Peak            Project : 981244            Setting : 22</p>



WIFI	2.4GHz 2400~2483.5MHz Band Edge @ 3m	
ANT	802.11n HT20 CH06 2437MHz - R	
2	Horizontal	Fundamental
<p><b>Peak</b></p>	 <p>Site : 03CH2-HY            Condition : PEAK_BE_74 3m HORN_9120D_1328 HORIZONTAL            Detector : Peak            Project : 981244            Setting : 22</p>	<p>Left blank</p>
<p><b>Avg.</b></p>	 <p>Site : 03CH2-HY            Condition : AVG_BE_54 3m HORN_9120D_1328 HORIZONTAL            Detector : Peak            Project : 981244            Setting : 22</p>	<p>Left blank</p>

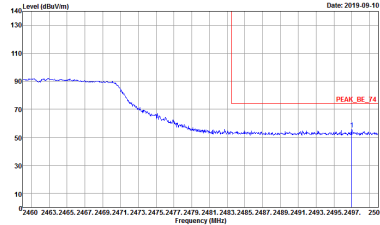
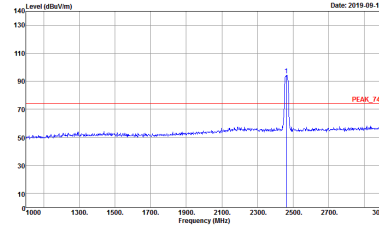
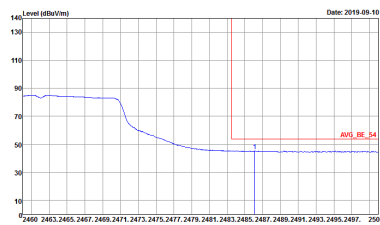
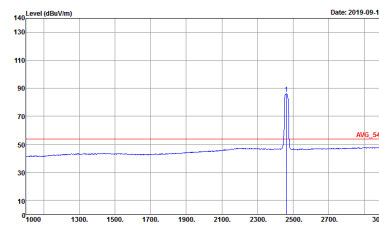


WIFI	2.4GHz 2400~2483.5MHz Band Edge @ 3m	
ANT	802.11n HT20 CH06 2437MHz - L	
2	Vertical	Fundamental
Peak	 <p>Site : 03CH12-11Y            Condition : PEAK_9C_74 3m HORN_91200_1328 VERTICAL            RBW:3000.000KHz VBW:3000.000KHz SWT:Auto            Detector : Peak            Project : 981244            Setting : 22</p>	 <p>Site : 03CH12-11Y            Condition : PEAK_74 3m HORN_91200_1328 VERTICAL            RBW:3000.000KHz VBW:3000.000KHz SWT:Auto            Detector : Peak            Project : 981244            Setting : 22</p>
Avg.	 <p>Site : 03CH12-11Y            Condition : AVG_BE_54 3m HORN_91200_1328 VERTICAL            RBW:3000.000KHz VBW:1.000KHz SWT:Auto            Detector : Peak            Project : 981244            Setting : 22</p>	 <p>Site : 03CH12-11Y            Condition : AVG_54 3m HORN_91200_1328 VERTICAL            RBW:3000.000KHz VBW:1.000KHz SWT:Auto            Detector : Peak            Project : 981244            Setting : 22</p>

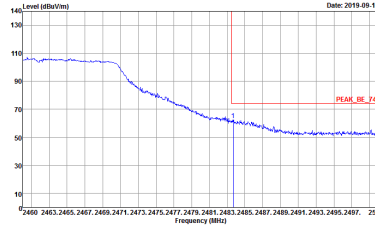
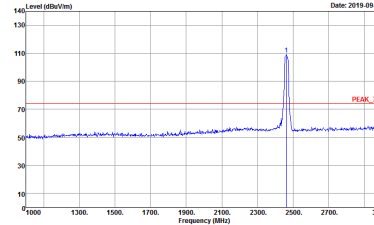
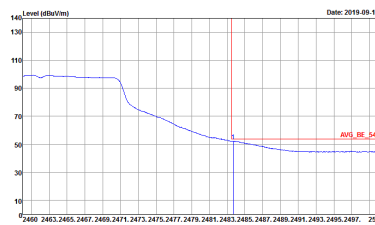
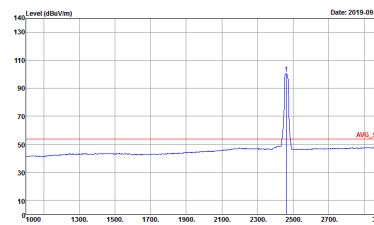


WIFI	2.4GHz 2400~2483.5MHz Band Edge @ 3m	
ANT	802.11n HT20 CH06 2437MHz - R	
2	Vertical	Fundamental
<p><b>Peak</b></p>		<p>Left Blank</p>
<p><b>Avg.</b></p>		<p>Left Blank</p>



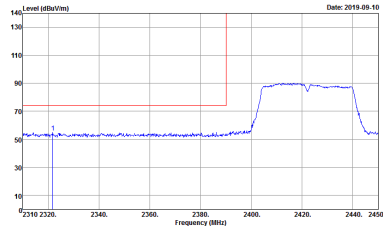
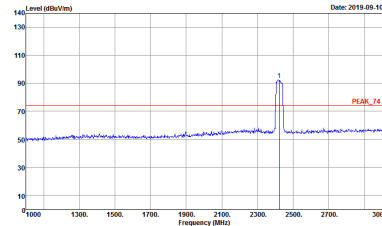
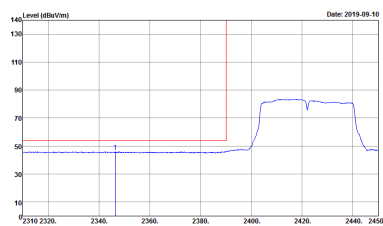
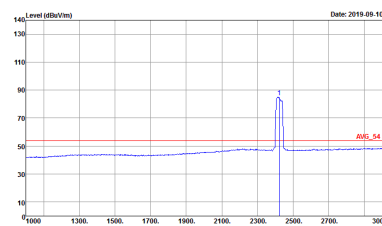
WIFI	2.4GHz 2400~2483.5MHz Band Edge @ 3m	
ANT	802.11n HT20 CH11 2462MHz	
2	Horizontal	Fundamental
<p><b>Peak</b></p>	 <p>Site : 03CH12-11Y            Condition : PEAK_BE_74 3m HORN_9120D_1328 HORIZONTAL            RBW:3000.000KHz VBW:3000.000KHz SWT:Auto            Detector : Peak            Project : 981244            Setting : 14</p>	 <p>Site : 03CH12-11Y            Condition : PEAK_74 3m HORN_9120D_1328 HORIZONTAL            RBW:3000.000KHz VBW:3000.000KHz SWT:Auto            Detector : Peak            Project : 981244            Setting : 14</p>
<p><b>Avg.</b></p>	 <p>Site : 03CH12-11Y            Condition : AVG_BE_54 3m HORN_9120D_1328 HORIZONTAL            RBW:3000.000KHz VBW:1000KHz SWT:Auto            Detector : Peak            Project : 981244            Setting : 14</p>	 <p>Site : 03CH12-11Y            Condition : AVG_54 3m HORN_9120D_1328 HORIZONTAL            RBW:3000.000KHz VBW:1000KHz SWT:Auto            Detector : Peak            Project : 981244            Setting : 14</p>



WIFI	2.4GHz 2400~2483.5MHz Fundamental @ 3m	
ANT	802.11n HT20 CH11 2462MHz	
2	Vertical	Fundamental
<p><b>Peak</b></p>	 <p>Site : 03CH12-11Y            Condition : PEAK_BE_74 3m HORN_91200_1328 VERTICAL            RBW:3000.000KHz VBW:3000.000KHz SWT:Auto            Detector : Peak            Project : 981244            Setting : 14</p>	 <p>Site : 03CH12-11Y            Condition : PEAK_74 3m HORN_91200_1328 VERTICAL            RBW:3000.000KHz VBW:3000.000KHz SWT:Auto            Detector : Peak            Project : 981244            Setting : 14</p>
<p><b>Avg.</b></p>	 <p>Site : 03CH12-11Y            Condition : AVG_BE_54 3m HORN_91200_1328 VERTICAL            RBW:3000.000KHz VBW:1.000KHz SWT:Auto            Detector : Peak            Project : 981244            Setting : 14</p>	 <p>Site : 03CH12-11Y            Condition : AVG_54 3m HORN_91200_1328 VERTICAL            RBW:3000.000KHz VBW:1.000KHz SWT:Auto            Detector : Peak            Project : 981244            Setting : 14</p>

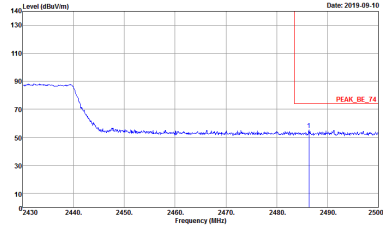
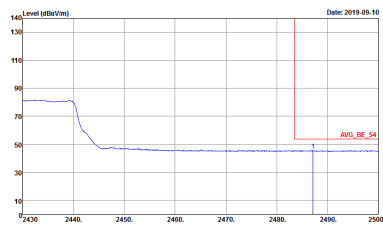


2.4GHz 2400~2483.5MHz  
 WIFI 802.11n HT40 (Band Edge @ 3m)

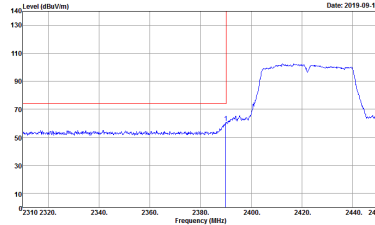
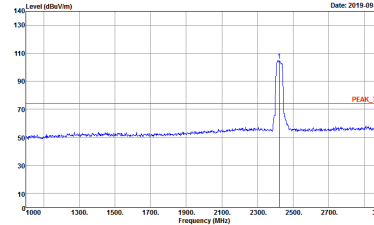
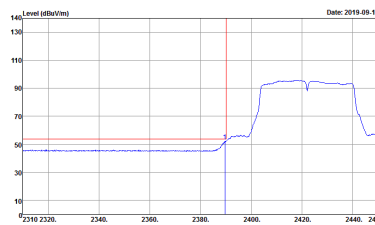
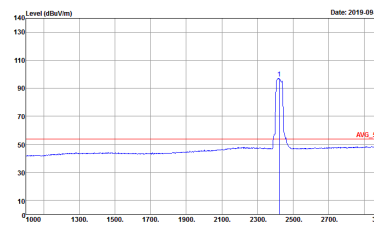
WIFI	2.4GHz 2400~2483.5MHz Band Edge @ 3m	
ANT	802.11n HT40 CH03 2422MHz - L	
2	Horizontal	Fundamental
Peak	 <p>Site : 03CH12-HY            Condition : PEAK_BE_74 3m HORN_9120D_1328 HORIZONTAL            RBW:1000.000kHz VBW:3000.000kHz SWT:Auto            Detector : Peak            Project : 981244            Setting : 12</p>	 <p>Site : 03CH12-HY            Condition : PEAK_74 3m HORN_9120D_1328 HORIZONTAL            RBW:1000.000kHz VBW:3000.000kHz SWT:Auto            Detector : Peak            Project : 981244            Setting : 12</p>
Avg.	 <p>Site : 03CH12-HY            Condition : AVG_BE_54 3m HORN_9120D_1328 HORIZONTAL            RBW:1000.000kHz VBW:3.000kHz SWT:Auto            Detector : Peak            Project : 981244            Setting : 12</p>	 <p>Site : 03CH12-HY            Condition : AVG_54 3m HORN_9120D_1328 HORIZONTAL            RBW:1000.000kHz VBW:3.000kHz SWT:Auto            Detector : Peak            Project : 981244            Setting : 12</p>



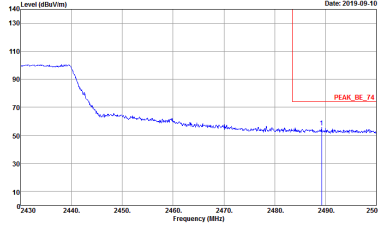
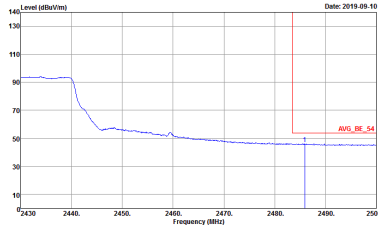


WIFI	2.4GHz 2400~2483.5MHz Band Edge @ 3m	
ANT	802.11n HT40 CH03 2422MHz - R	
2	Horizontal	Fundamental
<p><b>Peak</b></p>	 <p>Site : 03CH2-HY            Condition : PEAK_BE_74 3m HORN_9120D_1328 HORIZONTAL            Detector : Peak            Project : 981244            Setting : 12</p>	<p>Left Blank</p>
<p><b>Avg.</b></p>	 <p>Site : 03CH2-HY            Condition : AVG_BE_54 3m HORN_9120D_1328 HORIZONTAL            Detector : Peak            Project : 981244            Setting : 12</p>	<p>Left Blank</p>

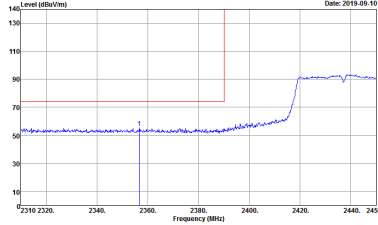
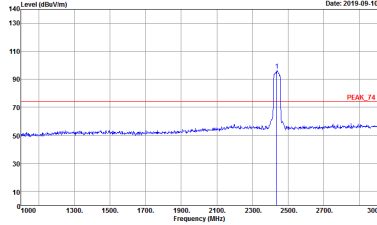
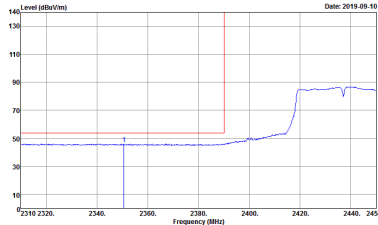
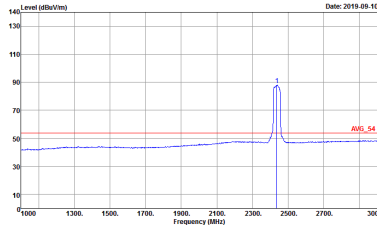


WIFI	2.4GHz 2400~2483.5MHz Band Edge @ 3m	
ANT	802.11n HT40 CH03 2422MHz - L	
2	Vertical	Fundamental
Peak	 <p>Site : 03CH12-HY            Condition : PEAK_9C_74 3m HORN_91200_1328 VERTICAL            RBW:3000.000kHz VBW:3000.000kHz SWT:Auto            Detector : Peak            Project : 981244            Setting : 12</p>	 <p>Site : 03CH12-HY            Condition : PEAK_74 3m HORN_91200_1328 VERTICAL            RBW:3000.000kHz VBW:3000.000kHz SWT:Auto            Detector : Peak            Project : 981244            Setting : 12</p>
Avg.	 <p>Site : 03CH12-HY            Condition : AVG_BE_54 3m HORN_91200_1328 VERTICAL            RBW:3000.000kHz VBW:3.000kHz SWT:Auto            Detector : Peak            Project : 981244            Setting : 12</p>	 <p>Site : 03CH12-HY            Condition : AVG_54 3m HORN_91200_1328 VERTICAL            RBW:3000.000kHz VBW:3.000kHz SWT:Auto            Detector : Peak            Project : 981244            Setting : 12</p>

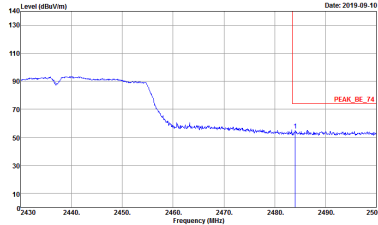
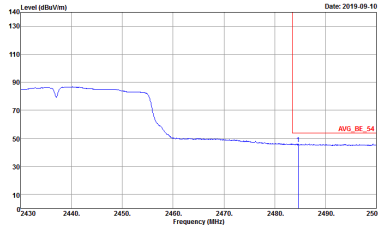


WIFI	2.4GHz 2400~2483.5MHz Band Edge @ 3m	
ANT	802.11n HT40 CH03 2422MHz - R	
2	Vertical	Fundamental
<p><b>Peak</b></p>	 <p>Site : 03CH2-HY            Condition : PEAK_BE_74 3m HORN_9120D_1328 VERTICAL            RBW:10000000Hz VBW:30000000Hz SWT:Auto            Detector : Peak            Project : 981244            Setting : 12</p>	<p>Left blank</p>
<p><b>Avg.</b></p>	 <p>Site : 03CH2-HY            Condition : AVG_BE_54 3m HORN_9120D_1328 VERTICAL            RBW:10000000Hz VBW:30000000Hz SWT:Auto            Detector : Peak            Project : 981244            Setting : 12</p>	<p>Left blank</p>

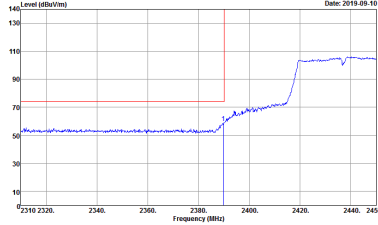
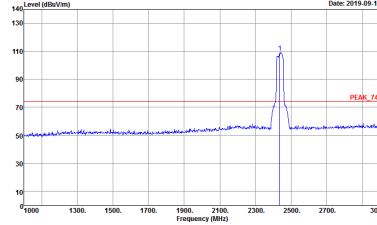
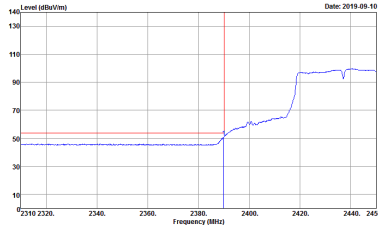
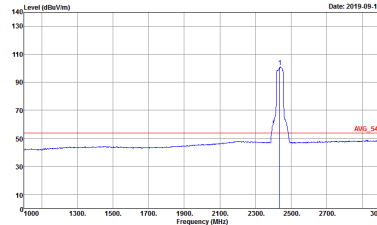


WIFI	2.4GHz 2400~2483.5MHz Band Edge @ 3m	
ANT	802.11n HT40 CH06 2437MHz - L	
2	Horizontal	Fundamental
Peak	 <p>Site : 03CH12-HY            Condition : PEAK_9C_74 3m HORN_91200_1328 HORIZONTAL            Detector : Peak            Project : 981244            Setting : 10</p>	 <p>Site : 03CH12-HY            Condition : PEAK_74 3m HORN_91200_1328 HORIZONTAL            Detector : Peak            Project : 981244            Setting : 10</p>
Avg.	 <p>Site : 03CH12-HY            Condition : AVG_BE_54 3m HORN_91200_1328 HORIZONTAL            Detector : Peak            Project : 981244            Setting : 10</p>	 <p>Site : 03CH12-HY            Condition : AVG_54 3m HORN_91200_1328 HORIZONTAL            Detector : Peak            Project : 981244            Setting : 10</p>



WIFI	2.4GHz 2400~2483.5MHz Band Edge @ 3m	
ANT	802.11n HT40 CH06 2437MHz - R	
2	Horizontal	Fundamental
<p><b>Peak</b></p>	 <p>Site : 03CH2-HY            Condition : PEAK_BE_74 3m HORN_9120D_1328 HORIZONTAL            Detector : Peak            Project : 981244            Setting : 10</p>	<p>Left blank</p>
<p><b>Avg.</b></p>	 <p>Site : 03CH2-HY            Condition : AVG_BE_54 3m HORN_9120D_1328 HORIZONTAL            Detector : Peak            Project : 981244            Setting : 10</p>	<p>Left blank</p>

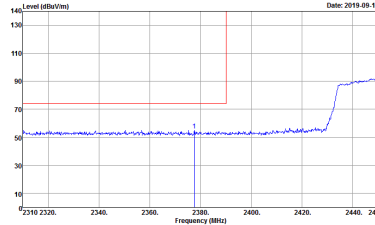
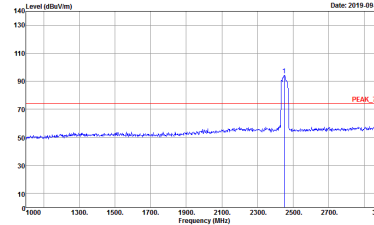
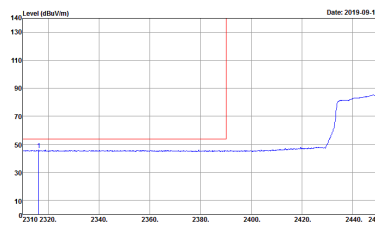
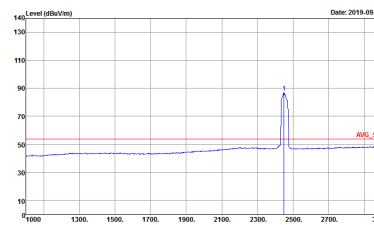


WIFI	2.4GHz 2400~2483.5MHz Band Edge @ 3m	
ANT	802.11n HT40 CH06 2437MHz - L	
2	Vertical	Fundamental
Peak	 <p>Site : 03CH12-HY            Condition : PEAK_9C_74 3m HORN_91200_1328 VERTICAL            RBW:3000.000kHz VBW:3000.000kHz SWT:Auto            Detector : Peak            Project : 981244            Setting : 10</p>	 <p>Site : 03CH12-HY            Condition : PEAK_74 3m HORN_91200_1328 VERTICAL            RBW:3000.000kHz VBW:3000.000kHz SWT:Auto            Detector : Peak            Project : 981244            Setting : 10</p>
Avg.	 <p>Site : 03CH12-HY            Condition : AVG_BE_54 3m HORN_91200_1328 VERTICAL            RBW:3000.000kHz VBW:3.000kHz SWT:Auto            Detector : Peak            Project : 981244            Setting : 10</p>	 <p>Site : 03CH12-HY            Condition : AVG_54 3m HORN_91200_1328 VERTICAL            RBW:3000.000kHz VBW:3.000kHz SWT:Auto            Detector : Peak            Project : 981244            Setting : 10</p>



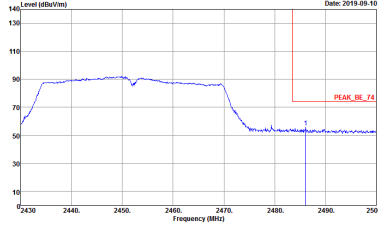
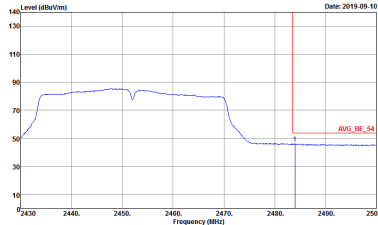
WIFI	2.4GHz 2400~2483.5MHz Band Edge @ 3m	
ANT	802.11n HT40 CH06 2437MHz - R	
2	Horizontal	Fundamental
<p><b>Peak</b></p>		<p>Left blank</p>
<p><b>Avg.</b></p>		<p>Left blank</p>



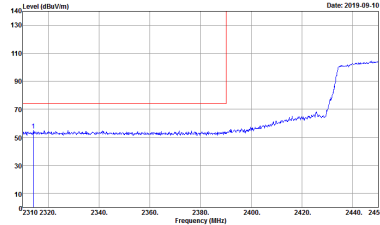
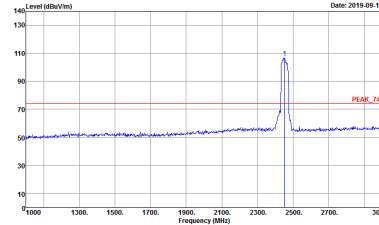
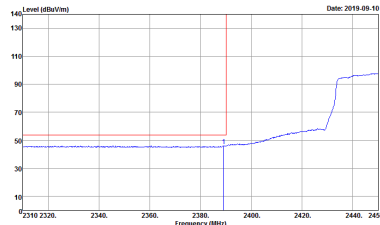
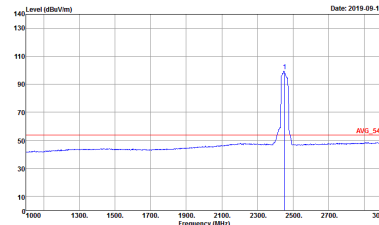
WIFI	2.4GHz 2400~2483.5MHz Band Edge @ 3m	
ANT	802.11n HT40 CH09 2452MHz - L	
2	Horizontal	Fundamental
Peak	 <p>Site : 03CH12-HY            Condition : PEAK_9C_74 3m HORN_91200_1328 HORIZONTAL            Detector : Peak            Project : 981244            Setting : 13.5</p>	 <p>Site : 03CH12-HY            Condition : PEAK_74 3m HORN_91200_1328 HORIZONTAL            Detector : Peak            Project : 981244            Setting : 13.5</p>
Avg.	 <p>Site : 03CH12-HY            Condition : AVG_BE_54 3m HORN_91200_1328 HORIZONTAL            Detector : Peak            Project : 981244            Setting : 13.5</p>	 <p>Site : 03CH12-HY            Condition : AVG_54 3m HORN_91200_1328 HORIZONTAL            Detector : Peak            Project : 981244            Setting : 13.5</p>



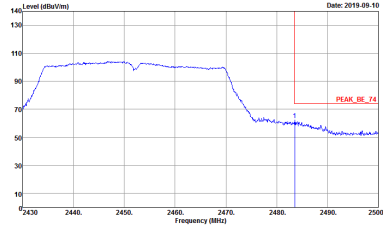
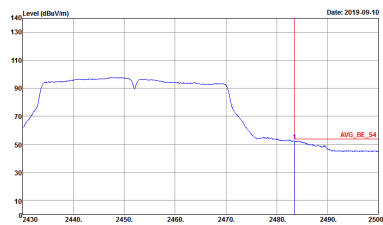


WIFI	2.4GHz 2400~2483.5MHz Band Edge @ 3m	
ANT	802.11n HT40 CH09 2452MHz - R	
2	Horizontal	Fundamental
<p><b>Peak</b></p>	 <p>Site : 03CH2-HY            Condition : PEAK_BE_74 3m HORN_9120D_1328 HORIZONTAL            Detector : Peak            Project : 981244            Setting : 13.5</p>	<p>Left blank</p>
<p><b>Avg.</b></p>	 <p>Site : 03CH2-HY            Condition : AVG_BE_54 3m HORN_9120D_1328 HORIZONTAL            Detector : Peak            Project : 981244            Setting : 13.5</p>	<p>Left blank</p>



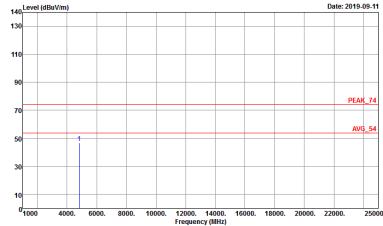
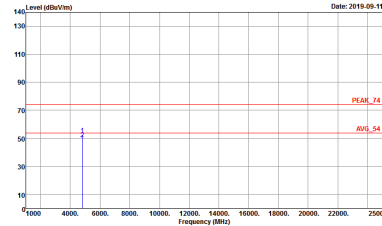
WIFI	2.4GHz 2400~2483.5MHz Band Edge @ 3m	
ANT	802.11n HT40 CH09 2452MHz - L	
2	Vertical	Fundamental
Peak	 <p>Site : 03CH12-11Y            Condition : PEAK_9C_74 3m HORN_9120D_1328 VERTICAL            RBW:3000.000kHz VBW:3000.000kHz SWT:Auto            Detector : Peak            Project : 981244            Setting : 13.5</p>	 <p>Site : 03CH12-11Y            Condition : PEAK_74 3m HORN_9120D_1328 VERTICAL            RBW:3000.000kHz VBW:3000.000kHz SWT:Auto            Detector : Peak            Project : 981244            Setting : 13.5</p>
Avg.	 <p>Site : 03CH12-11Y            Condition : AVG_BE_54 3m HORN_9120D_1328 VERTICAL            RBW:3000.000kHz VBW:3.000kHz SWT:Auto            Detector : Peak            Project : 981244            Setting : 13.5</p>	 <p>Site : 03CH12-11Y            Condition : AVG_54 3m HORN_9120D_1328 VERTICAL            RBW:3000.000kHz VBW:3.000kHz SWT:Auto            Detector : Peak            Project : 981244            Setting : 13.5</p>



WIFI	2.4GHz 2400~2483.5MHz Band Edge @ 3m	
ANT	802.11n HT40 CH09 2452MHz - R	
2	Vertical	Fundamental
<p><b>Peak</b></p>	 <p>Site : 03CH2-HY            Condition : PEAK_BE_74 3m HORN_9120D_1328 VERTICAL            RBW:10000000Hz VBW:3000.0000Hz SWT:Auto            Detector : Peak            Project : 981244            Setting : 13.5</p>	<p>Left blank</p>
<p><b>Avg.</b></p>	 <p>Site : 03CH2-HY            Condition : AVG_BE_54 3m HORN_9120D_1328 VERTICAL            RBW:10000000Hz VBW:3000.0000Hz SWT:Auto            Detector : Peak            Project : 981244            Setting : 13.5</p>	<p>Left blank</p>



2.4GHz 2400~2483.5MHz  
WIFI 802.11b (Harmonic @ 3m)

WIFI	2.4GHz 2400~2483.5MHz Harmonic @ 3m	
ANT	802.11b CH01 2412MHz	
2	Horizontal	Vertical
<p><b>Peak</b> <b>Avg.</b></p>	 <p>Site : 03CH12-44Y Condition : PEAK_74 3m HORN_91200_1328 HORIZONTAL Detector : Peak Project : 981244 Setting : 18.5</p>	 <p>Site : 03CH12-44Y Condition : PEAK_74 3m HORN_91200_1328 VERTICAL Detector : Peak Project : 981244 Setting : 18.5</p>



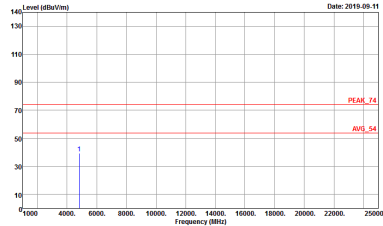
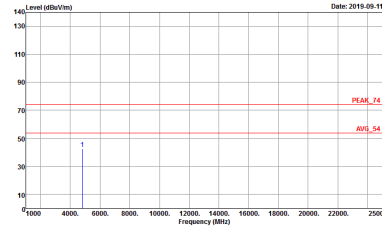
<b>WIFI</b>	<b>2.4GHz 2400~2483.5MHz Harmonic @ 3m</b>	
<b>ANT</b>	<b>802.11b CH06 2437MHz</b>	
<b>2</b>	<b>Horizontal</b>	<b>Vertical</b>
<b>Peak</b> <b>Avg.</b>	<p>Site : 03CH12-11Y Condition : PEAK_74 3m HORN_91200_1328 HORIZONTAL Detector : Peak Project : 981244 Setting : 21</p>	<p>Site : 03CH12-11Y Condition : PEAK_74 3m HORN_91200_1328 VERTICAL Detector : Peak Project : 981244 Setting : 21</p>



<b>WIFI</b>	<b>2.4GHz 2400~2483.5MHz Harmonic @ 3m</b>	
<b>ANT</b>	<b>802.11b CH11 2462MHz</b>	
<b>2</b>	<b>Horizontal</b>	<b>Vertical</b>
<b>Peak</b> <b>Avg.</b>	<p>Site : 03CH12-11Y Condition : PEAK_74 3m HORN_91200_1328 HORIZONTAL Detector : Peak Project : 981244 Setting : 21.5</p>	<p>Site : 03CH12-11Y Condition : PEAK_74 3m HORN_91200_1328 VERTICAL Detector : Peak Project : 981244 Setting : 21.5</p>



2.4GHz 2400~2483.5MHz  
 WIFI 802.11g (Harmonic @ 3m)

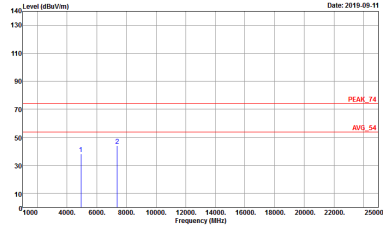
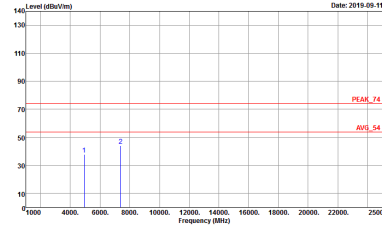
WIFI	2.4GHz 2400~2483.5MHz Harmonic @ 3m	
ANT	802.11g CH01 2412MHz	
2	Horizontal	Vertical
<p><b>Peak</b> <b>Avg.</b></p>	 <p>Site : 03CH12-44Y        Condition : PEAK_74 3m HORN_91200_1328 HORIZONTAL        Detector : Peak        Project : 981244        Setting : 17.5</p>	 <p>Site : 03CH12-44Y        Condition : PEAK_74 3m HORN_91200_1328 VERTICAL        Detector : Peak        Project : 981244        Setting : 17.5</p>



<b>WIFI</b>	<b>2.4GHz 2400~2483.5MHz Harmonic @ 3m</b>	
<b>ANT</b>	<b>802.11g CH06 2437MHz</b>	
<b>2</b>	<b>Horizontal</b>	<b>Vertical</b>
<b>Peak</b> <b>Avg.</b>	<p>Site : 03CH12-11Y Condition : PEAK_74 3m HORN_91200_1328 HORIZONTAL Detector : Peak Project : 981244 Setting : 22</p>	<p>Site : 03CH12-11Y Condition : PEAK_74 3m HORN_91200_1328 VERTICAL Detector : Peak Project : 981244 Setting : 22</p>

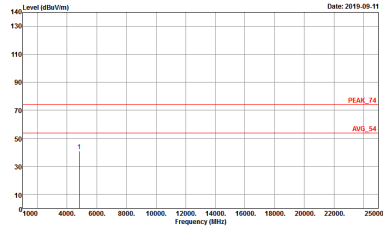
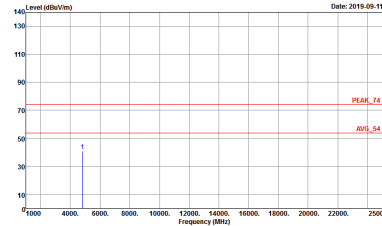




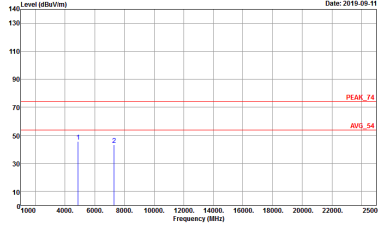
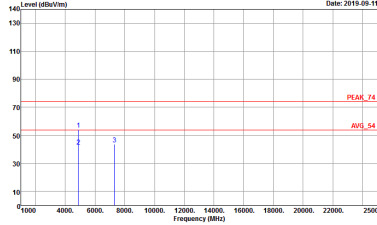
<b>WIFI</b>	<b>2.4GHz 2400~2483.5MHz Harmonic @ 3m</b>	
<b>ANT</b>	<b>802.11g CH11 2462MHz</b>	
<b>2</b>	<b>Horizontal</b>	<b>Vertical</b>
<p><b>Peak</b></p> <p><b>Avg.</b></p>	 <p>Site : 03CH12-11Y          Condition : PEAK_74 3m HORN_91200_1328 HORIZONTAL          Detector : Peak          Project : 981244          Setting : 15.5</p>	 <p>Site : 03CH12-11Y          Condition : PEAK_74 3m HORN_91200_1328 VERTICAL          Detector : Peak          Project : 981244          Setting : 15.5</p>



2.4GHz 2400~2483.5MHz  
 WIFI 802.11n HT20 (Harmonic @ 3m)

WIFI	2.4GHz 2400~2483.5MHz Harmonic @ 3m	
ANT	802.11n HT20 CH01 2412MHz	
2	Horizontal	Vertical
Peak Avg.	 <p>Site : 03CH12-44Y        Condition : PEAK_74 3m HORN_91200_1328 HORIZONTAL        Detector : Peak        Project : 981244        Setting : 17</p>	 <p>Site : 03CH12-44Y        Condition : PEAK_74 3m HORN_91200_1328 VERTICAL        Detector : Peak        Project : 981244        Setting : 17</p>



<b>WIFI</b>	<b>2.4GHz 2400~2483.5MHz Harmonic @ 3m</b>	
<b>ANT</b>	<b>802.11n HT20 CH06 2437MHz</b>	
<b>2</b>	<b>Horizontal</b>	<b>Vertical</b>
<p><b>Peak</b></p> <p><b>Avg.</b></p>	 <p>Site : 03CH12-11Y          Condition : PEAK_74 3m HORN_91200_1328 HORIZONTAL          Detector : Peak          Project : 981244          Setting : 22</p>	 <p>Site : 03CH12-11Y          Condition : PEAK_74 3m HORN_91200_1328 VERTICAL          Detector : Peak          Project : 981244          Setting : 22</p>



<b>WIFI</b>	<b>2.4GHz 2400~2483.5MHz Harmonic @ 3m</b>	
<b>ANT</b>	<b>802.11n HT20 CH11 2462MHz</b>	
<b>2</b>	<b>Horizontal</b>	<b>Vertical</b>
<b>Peak</b> <b>Avg.</b>	<p>Site : 03CH12-11Y Condition : PEAK_74 3m HORN_91200_1328 HORIZONTAL Detector : Peak Project : 981244 Setting : 14</p>	<p>Site : 03CH12-11Y Condition : PEAK_74 3m HORN_91200_1328 VERTICAL Detector : Peak Project : 981244 Setting : 14</p>



**2.4GHz 2400~2483.5MHz**  
**WIFI 802.11n HT40 (Harmonic @ 3m)**

<b>WIFI</b>	<b>2.4GHz 2400~2483.5MHz Harmonic @ 3m</b>	
<b>ANT</b>	<b>802.11n HT40 CH03 2422MHz</b>	
<b>2</b>	<b>Horizontal</b>	<b>Vertical</b>
<b>Peak</b> <b>Avg.</b>	<p>Site : 03CH12-44Y          Condition : PEAK_74 3m HORN_91200_1328 HORIZONTAL          Detector : Peak          Project : 981244          Setting : 12</p>	<p>Site : 03CH12-44Y          Condition : PEAK_74 3m HORN_91200_1328 VERTICAL          Detector : Peak          Project : 981244          Setting : 12</p>



<b>WIFI</b>	<b>2.4GHz 2400~2483.5MHz Harmonic @ 3m</b>	
<b>ANT</b>	<b>802.11n HT40 CH06 2437MHz</b>	
<b>2</b>	<b>Horizontal</b>	<b>Vertical</b>
<b>Peak Avg.</b>	<p>Site : 03CH2-1#Y Condition : PEAK_74 3m HORN_91200_1328 HORIZONTAL Detector : Peak Project : 981244 Setting : 16</p>	<p>Site : 03CH2-1#Y Condition : PEAK_74 3m HORN_91200_1328 VERTICAL Detector : Peak Project : 981244 Setting : 16</p>



<b>WIFI</b>	<b>2.4GHz 2400~2483.5MHz Harmonic @ 3m</b>	
<b>ANT</b>	<b>802.11n HT40 CH09 2452MHz</b>	
<b>2</b>	<b>Horizontal</b>	<b>Vertical</b>
<b>Peak</b> <b>Avg.</b>	<p>Site : 03CH12-1#Y Condition : PEAK_74 3m HORN_9120D_1328 VERTICAL Detector : Peak Project : 981244 Setting : 13.5</p>	<p>Site : 03CH12-1#Y Condition : PEAK_74 3m HORN_9120D_1328 VERTICAL Detector : Peak Project : 981244 Setting : 13.5</p>



Emission below 1GHz  
2.4GHz WIFI 802.11g (LF)

WIFI	2.4GHz 2400~2483.5MHz	
ANT	802.11g LF	
2	Horizontal	Vertical
QP / Peak	<p>Site : 03CH12-HY Condition : QP 3m S110G_6111D_37059 HORIZONTAL Detector : Peak Project : 981244</p>	<p>Site : 03CH12-HY Condition : QP 3m S110G_6111D_37059 VERTICAL Detector : Peak Project : 981244</p>

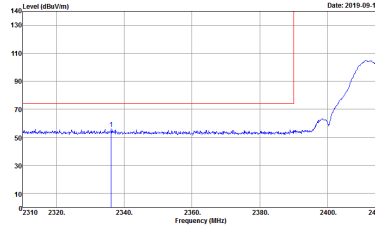
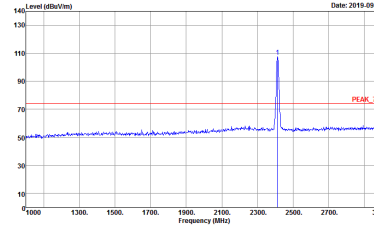
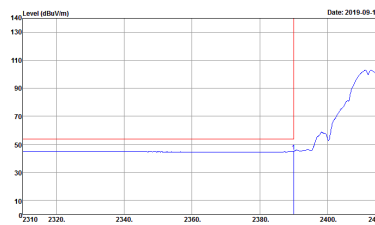
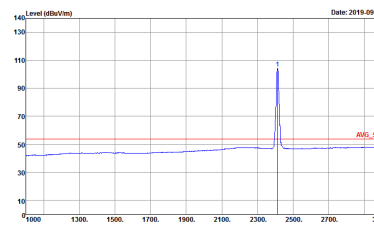




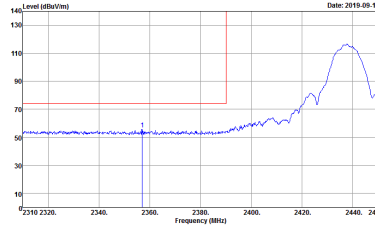
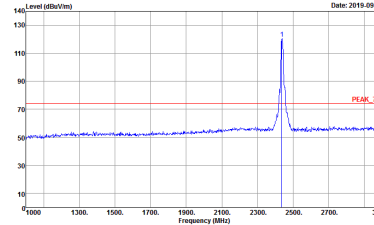
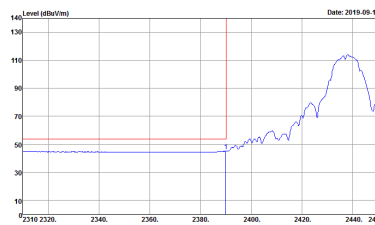
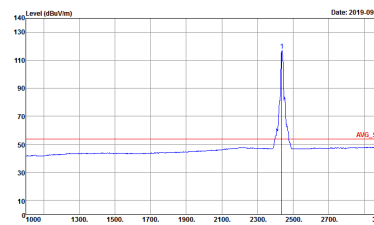
2.4GHz 2400~2483.5MHz
WIFI 802.11b (Band Edge @ 3m)

Table with 4 columns: WIFI, ANT, 1+2, and two sub-columns for Horizontal and Fundamental. Rows include Peak and Avg. Each cell contains a spectral plot and technical details like Site, Condition, Detector, Project, and Setting.



WIFI	2.4GHz 2400~2483.5MHz Band Edge @ 3m	
ANT	802.11b CH01 2412MHz	
1+2	Vertical	Fundamental
Peak	 <p>Site : 03CH12-HY            Condition : PEAK_9C_74 3m HORN_91200_1328 VERTICAL            Detector : Peak            Project : 981244            Setting : 18.5</p>	 <p>Site : 03CH12-HY            Condition : PEAK_74 3m HORN_91200_1328 VERTICAL            Detector : Peak            Project : 981244            Setting : 18.5</p>
Avg.	 <p>Site : 03CH12-HY            Condition : AVG_BE_54 3m HORN_91200_1328 VERTICAL            Detector : Peak            Project : 981244            Setting : 18.5</p>	 <p>Site : 03CH12-HY            Condition : AVG_54 3m HORN_91200_1328 VERTICAL            Detector : Peak            Project : 981244            Setting : 18.5</p>

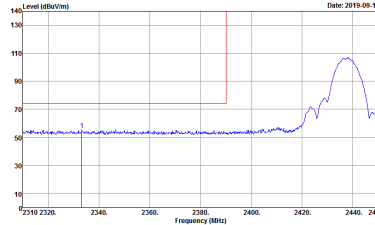
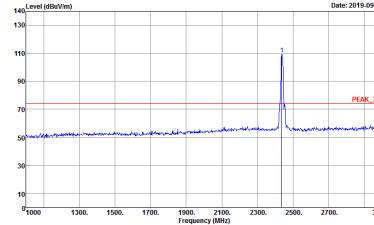
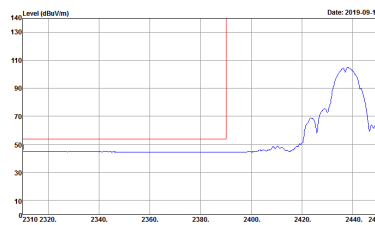
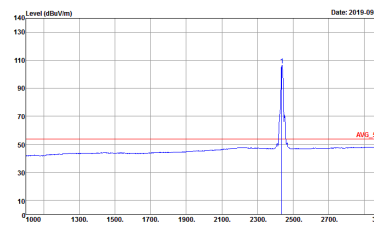


WIFI	2.4GHz 2400~2483.5MHz Band Edge @ 3m	
ANT	802.11b CH06 2437MHz - L	
1+2	Horizontal	Fundamental
<p><b>Peak</b></p>	 <p>Site : 03CH12-HY            Condition : PEAK_9C_74 3m HORN_91200_1328 HORIZONTAL            RBW:3000.000kHz VBW:3000.000kHz SWT:Auto            Detector : Peak            Project : 981244            Setting : 21.5</p>	 <p>Site : 03CH12-HY            Condition : PEAK_74 3m HORN_91200_1328 HORIZONTAL            RBW:3000.000kHz VBW:3000.000kHz SWT:Auto            Detector : Peak            Project : 981244            Setting : 21.5</p>
<p><b>Avg.</b></p>	 <p>Site : 03CH12-HY            Condition : AVG_BE_54 3m HORN_91200_1328 HORIZONTAL            RBW:3000.000kHz VBW:0.030kHz SWT:Auto            Detector : Peak            Project : 981244            Setting : 21.5</p>	 <p>Site : 03CH12-HY            Condition : AVG_54 3m HORN_91200_1328 HORIZONTAL            RBW:3000.000kHz VBW:0.030kHz SWT:Auto            Detector : Peak            Project : 981244            Setting : 21.5</p>

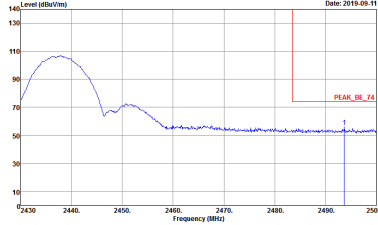
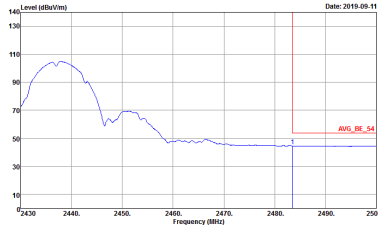


WIFI	2.4GHz 2400~2483.5MHz Band Edge @ 3m	
ANT	802.11b CH06 2437MHz - R	
1+2	Horizontal	Fundamental
Peak	<p>Site : 03CH2-HY Condition : PEAK_BE_74 3m HORN_91200_1328 HORIZONTAL Detector : Peak Project : 981244 Setting : 215</p>	Left blank
Avg.	<p>Site : 03CH2-HY Condition : AVG_BE_54 3m HORN_91200_1328 HORIZONTAL Detector : Peak Project : 981244 Setting : 215</p>	Left blank

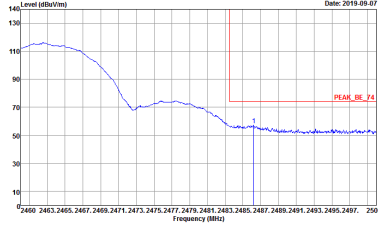
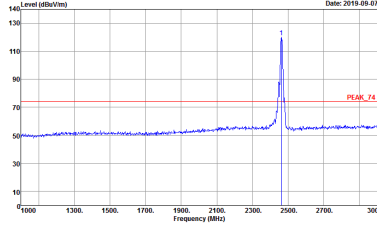
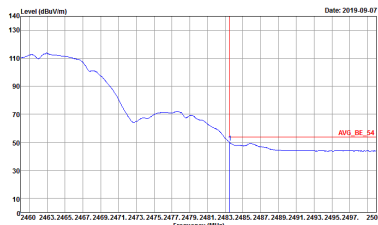
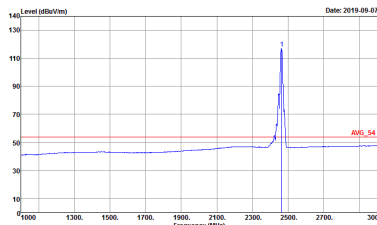


WIFI	2.4GHz 2400~2483.5MHz Band Edge @ 3m	
ANT	802.11b CH06 2437MHz - L	
1+2	Vertical	Fundamental
Peak	 <p>Site : 03CH12-HY            Condition : PEAK_9C_74 3m HORN_91200_1328 VERTICAL            RBW:3000.000kHz VBW:3000.000kHz SWT:Auto            Detector : Peak            Project : 981244            Setting : 215</p>	 <p>Site : 03CH12-HY            Condition : PEAK_74 3m HORN_91200_1328 VERTICAL            RBW:3000.000kHz VBW:3000.000kHz SWT:Auto            Detector : Peak            Project : 981244            Setting : 215</p>
Avg.	 <p>Site : 03CH12-HY            Condition : AVG_BE_54 3m HORN_91200_1328 VERTICAL            RBW:3000.000kHz VBW:0.010kHz SWT:Auto            Detector : Peak            Project : 981244            Setting : 215</p>	 <p>Site : 03CH12-HY            Condition : AVG_54 3m HORN_91200_1328 VERTICAL            RBW:3000.000kHz VBW:0.010kHz SWT:Auto            Detector : Peak            Project : 981244            Setting : 215</p>

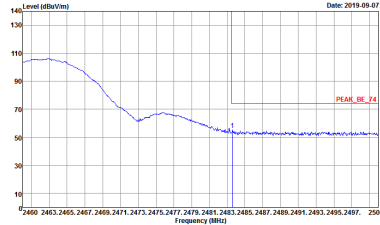
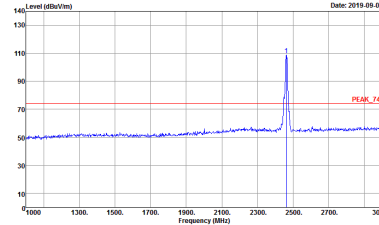
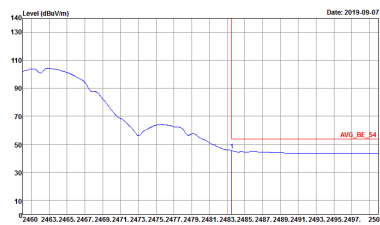
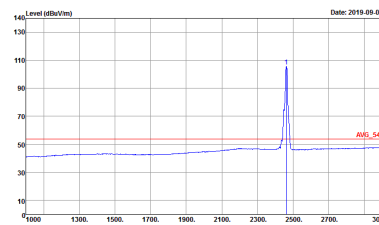


WIFI	2.4GHz 2400~2483.5MHz Band Edge @ 3m	
ANT	802.11b CH06 2437MHz - R	
1+2	Vertical	Fundamental
<p><b>Peak</b></p>	 <p>Site : 03CH2-HY            Condition : PEAK_BE_74 3m HORN_9120D_1328 VERTICAL            RBW:10000000Hz VBW:3000.0000Hz SWT:Auto            Detector : Peak            Project : 981244            Setting : 21.5</p>	<p>Left blank</p>
<p><b>Avg.</b></p>	 <p>Site : 03CH2-HY            Condition : AVG_BE_54 3m HORN_9120D_1328 VERTICAL            RBW:10000000Hz VBW:10.0000Hz SWT:Auto            Detector : Peak            Project : 981244            Setting : 21.5</p>	<p>Left blank</p>



WIFI	2.4GHz 2400~2483.5MHz Band Edge @ 3m	
ANT	802.11b CH11 2462MHz	
1+2	Horizontal	Fundamental
<p><b>Peak</b></p>	 <p>Site : 03CH12-HY            Condition : PEAK_BE_74 3m HORN_91200_1328 HORIZONTAL            Detector : Peak            Project : 981244            Setting : 215</p>	 <p>Site : 03CH12-HY            Condition : PEAK_74 3m HORN_91200_1328 HORIZONTAL            Detector : Peak            Project : 981244            Setting : 215</p>
<p><b>Avg.</b></p>	 <p>Site : 03CH12-HY            Condition : AVG_BE_54 3m HORN_91200_1328 HORIZONTAL            Detector : Peak            Project : 981244            Setting : 215</p>	 <p>Site : 03CH12-HY            Condition : AVG_54 3m HORN_91200_1328 HORIZONTAL            Detector : Peak            Project : 981244            Setting : 215</p>



WIFI	2.4GHz 2400~2483.5MHz Band Edge @ 3m	
ANT	802.11b CH11 2462MHz	
1+2	Vertical	Fundamental
<p><b>Peak</b></p>	 <p>Site : 03CH12-11Y            Condition : PEAK_BE_74 3m HORN_91200_1328 VERTICAL            RBW:3000.000KHz VBW:3000.000KHz SWT:Auto            Detector : Peak            Project : 981244            Setting : 21.5</p>	 <p>Site : 03CH12-11Y            Condition : PEAK_F4 3m HORN_91200_1328 VERTICAL            RBW:3000.000KHz VBW:3000.000KHz SWT:Auto            Detector : Peak            Project : 981244            Setting : 21.5</p>
<p><b>Avg.</b></p>	 <p>Site : 03CH12-11Y            Condition : AVG_BE_54 3m HORN_91200_1328 VERTICAL            RBW:3000.000KHz VBW:0.030KHz SWT:Auto            Detector : Peak            Project : 981244            Setting : 21.5</p>	 <p>Site : 03CH12-11Y            Condition : AVG_F4 3m HORN_91200_1328 VERTICAL            RBW:3000.000KHz VBW:0.030KHz SWT:Auto            Detector : Peak            Project : 981244            Setting : 21.5</p>

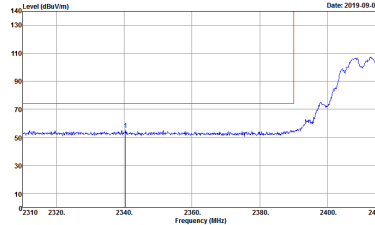
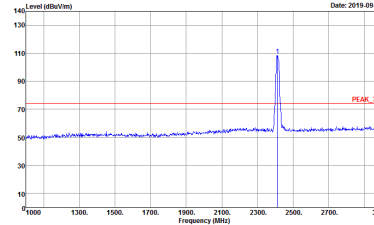
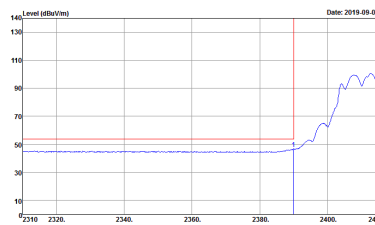
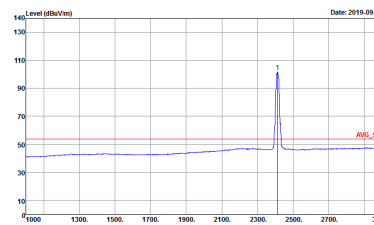




2.4GHz 2400~2483.5MHz  
WIFI 802.11g (Band Edge @ 3m)

WIFI	2.4GHz 2400~2483.5MHz Band Edge @ 3m	
ANT	802.11g CH01 2412MHz	
1+2	Horizontal	Fundamental
<b>Peak</b>	<p>Site : 03CH12-HY Condition : PEAK_BE_74 3m HORN_9120D_1328 HORIZONTAL Detector : Peak Project : 981244 Setting : 16.5</p>	<p>Site : 03CH12-HY Condition : PEAK_74 3m HORN_9120D_1328 HORIZONTAL Detector : Peak Project : 981244 Setting : 16.5</p>
<b>Avg.</b>	<p>Site : 03CH12-HY Condition : AVG_BE_54 3m HORN_9120D_1328 HORIZONTAL Detector : Peak Project : 981244 Setting : 16.5</p>	<p>Site : 03CH12-HY Condition : AVG_54 3m HORN_9120D_1328 HORIZONTAL Detector : Peak Project : 981244 Setting : 16.5</p>

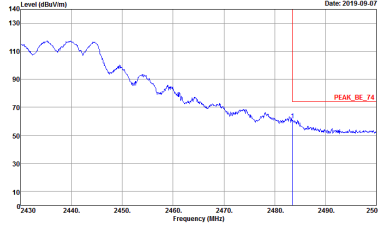
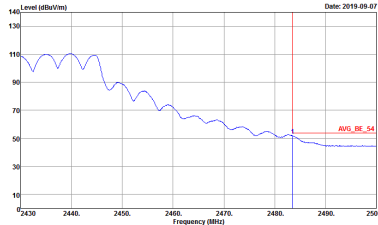


<b>WIFI</b>	<b>2.4GHz 2400~2483.5MHz Band Edge @ 3m</b>	
<b>ANT</b>	<b>802.11g CH01 2412MHz</b>	
<b>1+2</b>	<b>Vertical</b>	<b>Fundamental</b>
<b>Peak</b>	 <p>Site : 03CH12-11Y          Condition : PEAK_9C_74 3m HORN_9120D_1328 VERTICAL          Detector : Peak          Project : 981244          Setting : 16.5</p>	 <p>Site : 03CH12-11Y          Condition : PEAK_74 3m HORN_9120D_1328 VERTICAL          Detector : Peak          Project : 981244          Setting : 16.5</p>
<b>Avg.</b>	 <p>Site : 03CH12-11Y          Condition : AVG_BE_54 3m HORN_9120D_1328 VERTICAL          Detector : Peak          Project : 981244          Setting : 16.5</p>	 <p>Site : 03CH12-11Y          Condition : AVG_54 3m HORN_9120D_1328 VERTICAL          Detector : Peak          Project : 981244          Setting : 16.5</p>

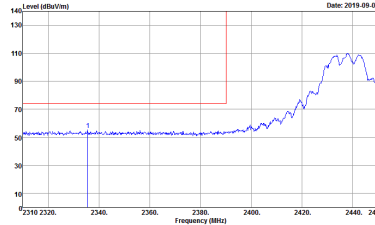
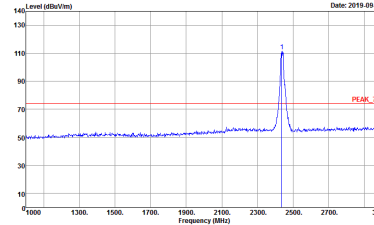
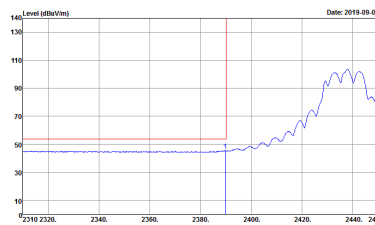
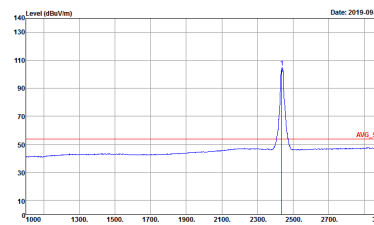


WIFI	2.4GHz 2400~2483.5MHz Band Edge @ 3m																																					
ANT	802.11g CH06 2437MHz - L																																					
1+2	Horizontal	Fundamental																																				
Peak	<p>Site : 03CH12-11Y Condition : PEAK_9C_74 3m HORN_91200_1328 HORIZONTAL Detector : Peak Project : 981244 Setting : 20</p>	<p>Site : 03CH12-11Y Condition : PEAK_74 3m HORN_91200_1328 HORIZONTAL Detector : Peak Project : 981244 Setting : 20</p> <table border="1"> <thead> <tr> <th>Over</th> <th>Limit</th> <th>ReadAntenna</th> <th>Cable Preamp</th> <th>A/Pos</th> <th>T/Pos</th> <th>Remark</th> </tr> <tr> <th>Freq</th> <th>Level</th> <th>Limit</th> <th>Line</th> <th>Level</th> <th>Factor</th> <th>Loss Factor</th> </tr> <tr> <th>MHz</th> <th>dBuV/m</th> <th>dB</th> <th>dBuV/m</th> <th>dBuV</th> <th>dB/m</th> <th>dB</th> <th>dB</th> <th>cm</th> <th>deg</th> <th></th> </tr> </thead> <tbody> <tr> <td>1 *</td> <td>2437.00</td> <td>120.35</td> <td>46.35</td> <td>74.00</td> <td>109.46</td> <td>27.43</td> <td>6.64</td> <td>33.21</td> <td>121</td> <td>0 Peak</td> </tr> </tbody> </table>	Over	Limit	ReadAntenna	Cable Preamp	A/Pos	T/Pos	Remark	Freq	Level	Limit	Line	Level	Factor	Loss Factor	MHz	dBuV/m	dB	dBuV/m	dBuV	dB/m	dB	dB	cm	deg		1 *	2437.00	120.35	46.35	74.00	109.46	27.43	6.64	33.21	121	0 Peak
Over	Limit	ReadAntenna	Cable Preamp	A/Pos	T/Pos	Remark																																
Freq	Level	Limit	Line	Level	Factor	Loss Factor																																
MHz	dBuV/m	dB	dBuV/m	dBuV	dB/m	dB	dB	cm	deg																													
1 *	2437.00	120.35	46.35	74.00	109.46	27.43	6.64	33.21	121	0 Peak																												
Avg.	<p>Site : 03CH12-11Y Condition : AVG_BE_54 3m HORN_91200_1328 HORIZONTAL Detector : Peak Project : 981244 Setting : 20</p>	<p>Site : 03CH12-11Y Condition : AVG_54 3m HORN_91200_1328 HORIZONTAL Detector : Peak Project : 981244 Setting : 20</p> <table border="1"> <thead> <tr> <th>Over</th> <th>Limit</th> <th>ReadAntenna</th> <th>Cable Preamp</th> <th>A/Pos</th> <th>T/Pos</th> <th>Remark</th> </tr> <tr> <th>Freq</th> <th>Level</th> <th>Limit</th> <th>Line</th> <th>Level</th> <th>Factor</th> <th>Loss Factor</th> </tr> <tr> <th>MHz</th> <th>dBuV/m</th> <th>dB</th> <th>dBuV/m</th> <th>dBuV</th> <th>dB/m</th> <th>dB</th> <th>dB</th> <th>cm</th> <th>deg</th> <th></th> </tr> </thead> <tbody> <tr> <td>1 *</td> <td>2437.00</td> <td>112.01</td> <td>58.01</td> <td>54.00</td> <td>101.12</td> <td>27.43</td> <td>6.64</td> <td>33.21</td> <td>121</td> <td>0 Average</td> </tr> </tbody> </table>	Over	Limit	ReadAntenna	Cable Preamp	A/Pos	T/Pos	Remark	Freq	Level	Limit	Line	Level	Factor	Loss Factor	MHz	dBuV/m	dB	dBuV/m	dBuV	dB/m	dB	dB	cm	deg		1 *	2437.00	112.01	58.01	54.00	101.12	27.43	6.64	33.21	121	0 Average
Over	Limit	ReadAntenna	Cable Preamp	A/Pos	T/Pos	Remark																																
Freq	Level	Limit	Line	Level	Factor	Loss Factor																																
MHz	dBuV/m	dB	dBuV/m	dBuV	dB/m	dB	dB	cm	deg																													
1 *	2437.00	112.01	58.01	54.00	101.12	27.43	6.64	33.21	121	0 Average																												



WIFI	2.4GHz 2400~2483.5MHz Band Edge @ 3m	
ANT	802.11g CH06 2437MHz - R	
1+2	Horizontal	Fundamental
<p><b>Peak</b></p>	 <p>Site : 03CH2-HY            Condition : PEAK_BE_74 3m HORN_9120D_1328 HORIZONTAL            Detector : Peak            Project : 981244            Setting : 20</p>	<p>Left blank</p>
<p><b>Avg.</b></p>	 <p>Site : 03CH2-HY            Condition : AVG_BE_54 3m HORN_9120D_1328 HORIZONTAL            Detector : Peak            Project : 981244            Setting : 20</p>	<p>Left blank</p>

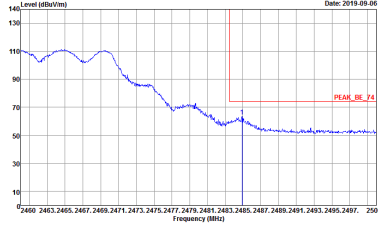
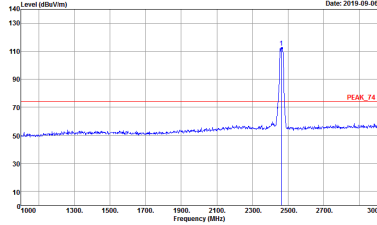
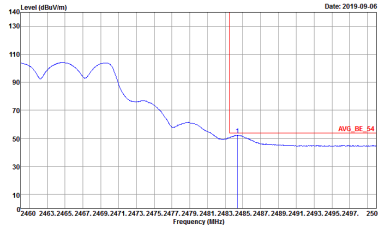
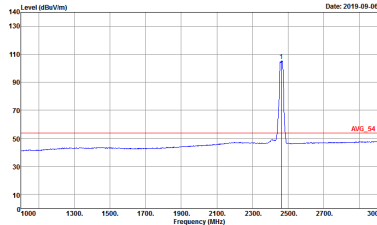


WIFI	2.4GHz 2400~2483.5MHz Band Edge @ 3m	
ANT	802.11g CH06 2437MHz - L	
1+2	Vertical	Fundamental
Peak	 <p>Site : 03CH12-HY            Condition : PEAK_9C_74 3m HORN_9120D_1328 VERTICAL            RBW:3000.000KHz VBW:3000.000KHz SWT:Auto            Detector : Peak            Project : 981244            Setting : 20</p>	 <p>Site : 03CH12-HY            Condition : PEAK_74 3m HORN_9120D_1328 VERTICAL            RBW:3000.000KHz VBW:3000.000KHz SWT:Auto            Detector : Peak            Project : 981244            Setting : 20</p>
Avg.	 <p>Site : 03CH12-HY            Condition : AVG_BE_54 3m HORN_9120D_1328 VERTICAL            RBW:1000.000KHz VBW:1.000KHz SWT:Auto            Detector : Peak            Project : 981244            Setting : 20</p>	 <p>Site : 03CH12-HY            Condition : AVG_54 3m HORN_9120D_1328 VERTICAL            RBW:1000.000KHz VBW:1.000KHz SWT:Auto            Detector : Peak            Project : 981244            Setting : 20</p>

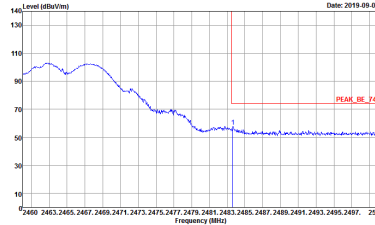
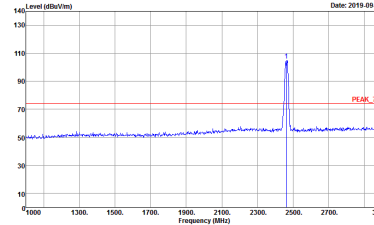
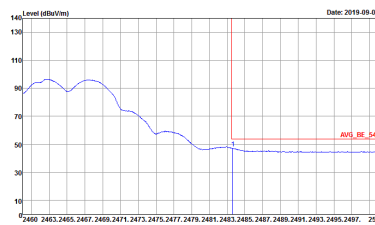
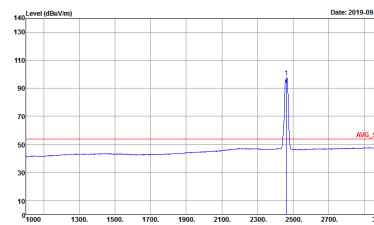


WIFI	2.4GHz 2400~2483.5MHz Band Edge @ 3m	
ANT	802.11g CH06 2437MHz - R	
1+2	Vertical	Fundamental
<p><b>Peak</b></p>		<p>Left Blank</p>
<p><b>Avg.</b></p>		<p>Left Blank</p>



WIFI	2.4GHz 2400~2483.5MHz Band Edge @ 3m	
ANT	802.11g CH11 2462MHz	
1+2	Horizontal	Fundamental
<p><b>Peak</b></p>	 <p>Site : 03CH12-HY            Condition : PEAK_BE_74 3m HORN_9120D_1328 HORIZONTAL            RBW:3000.000KHz VBW:3000.000KHz SWT:Auto            Detector : Peak            Project : 981244            Setting : 14</p>	 <p>Site : 03CH12-HY            Condition : PEAK_74 3m HORN_9120D_1328 HORIZONTAL            RBW:3000.000KHz VBW:3000.000KHz SWT:Auto            Detector : Peak            Project : 981244            Setting : 14</p>
<p><b>Avg.</b></p>	 <p>Site : 03CH12-HY            Condition : AVG_BE_54 3m HORN_9120D_1328 HORIZONTAL            RBW:3000.000KHz VBW:1.000KHz SWT:Auto            Detector : Peak            Project : 981244            Setting : 14</p>	 <p>Site : 03CH12-HY            Condition : AVG_54 3m HORN_9120D_1328 HORIZONTAL            RBW:3000.000KHz VBW:1.000KHz SWT:Auto            Detector : Peak            Project : 981244            Setting : 14</p>



WIFI	2.4GHz 2400~2483.5MHz Band Edge @ 3m	
ANT	802.11g CH11 2462MHz	
1+2	Vertical	Fundamental
<p><b>Peak</b></p>	 <p>Site : 03CH12-11Y            Condition : PEAK_BE_74 3m HORN_91200_1328 VERTICAL            RBW:3000.000KHz VBW:3000.000KHz SWT:Auto            Detector : Peak            Project : 981244            Setting : 14</p>	 <p>Site : 03CH12-11Y            Condition : PEAK_74 3m HORN_91200_1328 VERTICAL            RBW:3000.000KHz VBW:3000.000KHz SWT:Auto            Detector : Peak            Project : 981244            Setting : 14</p>
<p><b>Avg.</b></p>	 <p>Site : 03CH12-11Y            Condition : AVG_BE_54 3m HORN_91200_1328 VERTICAL            RBW:3000.000KHz VBW:1.000KHz SWT:Auto            Detector : Peak            Project : 981244            Setting : 14</p>	 <p>Site : 03CH12-11Y            Condition : AVG_54 3m HORN_91200_1328 VERTICAL            RBW:3000.000KHz VBW:1.000KHz SWT:Auto            Detector : Peak            Project : 981244            Setting : 14</p>



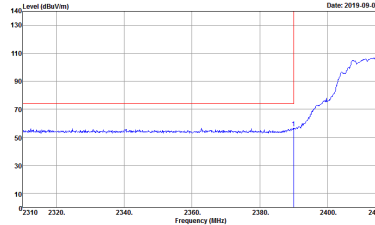
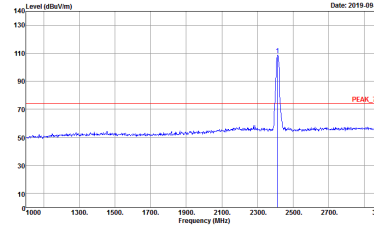
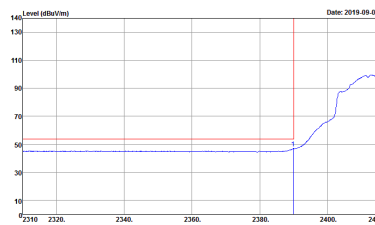
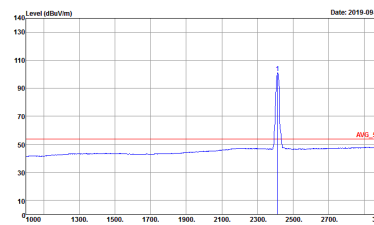


2.4GHz 2400~2483.5MHz

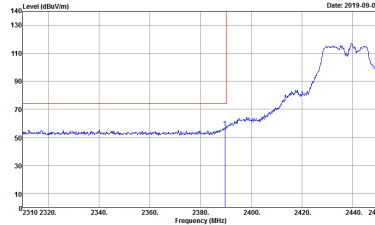
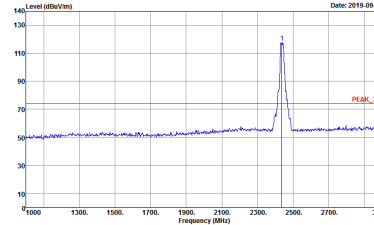
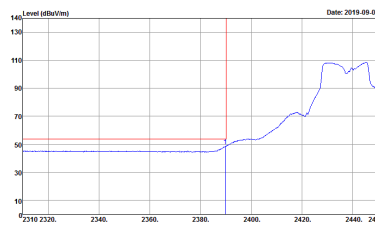
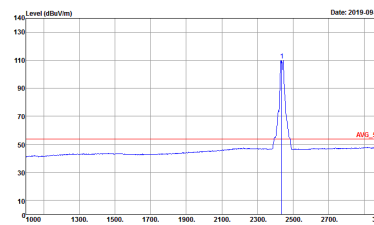
WIFI 802.11n HT20 (Band Edge @ 3m)

WIFI	2.4GHz 2400~2483.5MHz Band Edge @ 3m	
ANT	802.11n HT20 CH01 2412MHz	
1+2	Horizontal	Fundamental
<b>Peak</b>	<p>Site : 03CH12-HY            Condition : PEAK_BE_74 3m HORN_9120D_1328 HORIZONTAL            Detector : Peak            Project : 981244            Setting : 16.5</p>	<p>Site : 03CH12-HY            Condition : PEAK_74 3m HORN_9120D_1328 HORIZONTAL            Detector : Peak            Project : 981244            Setting : 16.5</p>
<b>Avg.</b>	<p>Site : 03CH12-HY            Condition : AVG_BE_54 3m HORN_9120D_1328 HORIZONTAL            Detector : Peak            Project : 981244            Setting : 16.5</p>	<p>Site : 03CH12-HY            Condition : AVG_54 3m HORN_9120D_1328 HORIZONTAL            Detector : Peak            Project : 981244            Setting : 16.5</p>



WIFI	2.4GHz 2400~2483.5MHz Band Edge @ 3m	
ANT	802.11n HT20 CH01 2412MHz	
1+2	Vertical	Fundamental
<p><b>Peak</b></p>	 <p>Site : 03CH12-HY            Condition : PEAK_9C_74 3m HORN_9120D_1328 VERTICAL            Detector : Peak            Project : 981244            Setting : 16.5</p>	 <p>Site : 03CH12-HY            Condition : PEAK_74 3m HORN_9120D_1328 VERTICAL            Detector : Peak            Project : 981244            Setting : 16.5</p>
<p><b>Avg.</b></p>	 <p>Site : 03CH12-HY            Condition : AVG_BE_54 3m HORN_9120D_1328 VERTICAL            Detector : Peak            Project : 981244            Setting : 16.5</p>	 <p>Site : 03CH12-HY            Condition : AVG_54 3m HORN_9120D_1328 VERTICAL            Detector : Peak            Project : 981244            Setting : 16.5</p>

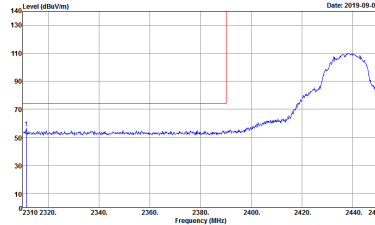
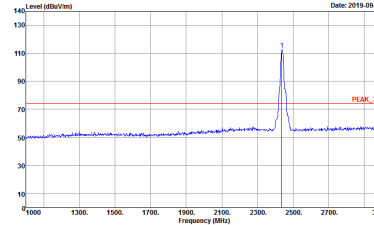
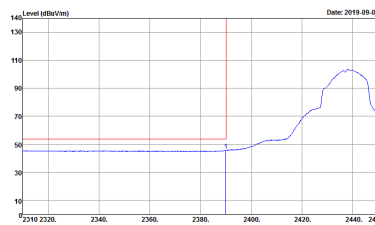
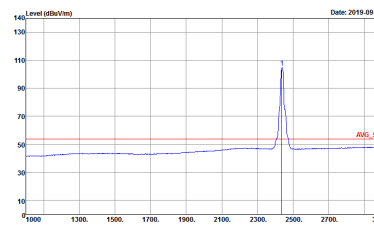


WIFI	2.4GHz 2400~2483.5MHz Band Edge @ 3m	
ANT	802.11n HT20 CH06 2437MHz - L	
1+2	Horizontal	Fundamental
<p><b>Peak</b></p>	 <p>Site : 03CH12-HY            Condition : PEAK_9C_74 3m HORN_91200_1328 HORIZONTAL            Detector : Peak            Project : 981244            Setting : 20</p>	 <p>Site : 03CH12-HY            Condition : PEAK_74 3m HORN_91200_1328 HORIZONTAL            Detector : Peak            Project : 981244            Setting : 20</p>
<p><b>Avg.</b></p>	 <p>Site : 03CH12-HY            Condition : AVG_BE_54 3m HORN_91200_1328 HORIZONTAL            Detector : Peak            Project : 981244            Setting : 20</p>	 <p>Site : 03CH12-HY            Condition : AVG_54 3m HORN_91200_1328 HORIZONTAL            Detector : Peak            Project : 981244            Setting : 20</p>



WIFI	2.4GHz 2400~2483.5MHz Band Edge @ 3m	
ANT	802.11n HT20 CH06 2437MHz - R	
1+2	Horizontal	Fundamental
<p><b>Peak</b></p>		<p>Left blank</p>
<p><b>Avg.</b></p>		<p>Left blank</p>

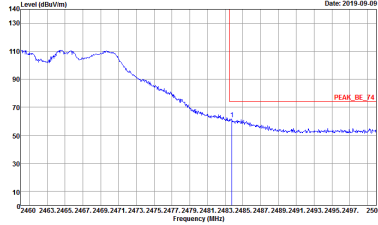
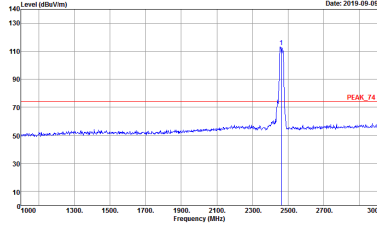
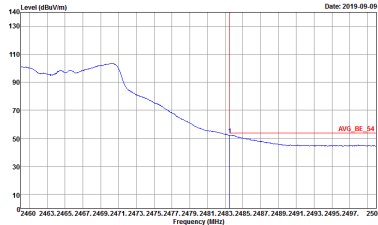
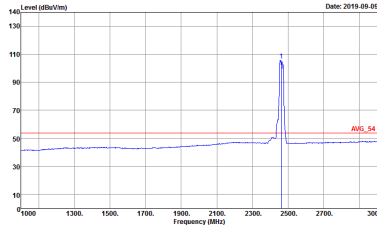


WIFI	2.4GHz 2400~2483.5MHz Band Edge @ 3m	
ANT	802.11n HT20 CH06 2437MHz - L	
1+2	Vertical	Fundamental
Peak	 <p>Site : 03CH12-HY            Condition : PEAK_9C_74 3m HORN_91200_1328 VERTICAL            RBW:3000.000KHz VBW:3000.000KHz SWT:Auto            Detector : Peak            Project : 981244            Setting : 20</p>	 <p>Site : 03CH12-HY            Condition : PEAK_74 3m HORN_91200_1328 VERTICAL            RBW:3000.000KHz VBW:3000.000KHz SWT:Auto            Detector : Peak            Project : 981244            Setting : 20</p>
Avg.	 <p>Site : 03CH12-HY            Condition : AVG_BE_54 3m HORN_91200_1328 VERTICAL            RBW:1000.000KHz VBW:1.000KHz SWT:Auto            Detector : Peak            Project : 981244            Setting : 20</p>	 <p>Site : 03CH12-HY            Condition : AVG_54 3m HORN_91200_1328 VERTICAL            RBW:1000.000KHz VBW:1.000KHz SWT:Auto            Detector : Peak            Project : 981244            Setting : 20</p>



WIFI	2.4GHz 2400~2483.5MHz Band Edge @ 3m	
ANT	802.11n HT20 CH06 2437MHz - R	
1+2	Vertical	Fundamental
<p><b>Peak</b></p>		<p>Left Blank</p>
<p><b>Avg.</b></p>		<p>Left Blank</p>



WIFI	2.4GHz 2400~2483.5MHz Band Edge @ 3m	
ANT	802.11n HT20 CH11 2462MHz	
1+2	Horizontal	Fundamental
<p><b>Peak</b></p>	 <p>Site : 03CH12-HY            Condition : PEAK_BE_74 3m HORN_91200_1328 HORIZONTAL            RBW:3000.000KHz VBW:3000.000KHz SWT:Auto            Detector : Peak            Project : 981244            Setting : 15</p>	 <p>Site : 03CH12-HY            Condition : PEAK_74 3m HORN_91200_1328 HORIZONTAL            RBW:3000.000KHz VBW:3000.000KHz SWT:Auto            Detector : Peak            Project : 981244            Setting : 15</p>
<p><b>Avg.</b></p>	 <p>Site : 03CH12-HY            Condition : AVG_BE_54 3m HORN_91200_1328 HORIZONTAL            RBW:1000.000KHz VBW:1.000KHz SWT:Auto            Detector : Peak            Project : 981244            Setting : 15</p>	 <p>Site : 03CH12-HY            Condition : AVG_54 3m HORN_91200_1328 HORIZONTAL            RBW:1000.000KHz VBW:1.000KHz SWT:Auto            Detector : Peak            Project : 981244            Setting : 15</p>



WIFI	2.4GHz 2400~2483.5MHz Fundamental @ 3m	
ANT	802.11n HT20 CH11 2462MHz	
1+2	Vertical	Fundamental
<b>Peak</b>	<p>Site : 03CH12-11Y Condition : PEAK_BE_74 3m HORN_9120D_1328 VERTICAL RBW:3000.000KHz VBW:3000.000KHz SWT:Auto Detector : Peak Project : 981244 Setting : 15</p>	<p>Site : 03CH12-11Y Condition : PEAK_74 3m HORN_9120D_1328 VERTICAL RBW:3000.000KHz VBW:3000.000KHz SWT:Auto Detector : Peak Project : 981244 Setting : 15</p>
<b>Avg.</b>	<p>Site : 03CH12-11Y Condition : AVG_BE_54 3m HORN_9120D_1328 VERTICAL RBW:3000.000KHz VBW:1.000KHz SWT:Auto Detector : Peak Project : 981244 Setting : 15</p>	<p>Site : 03CH12-11Y Condition : AVG_54 3m HORN_9120D_1328 VERTICAL RBW:3000.000KHz VBW:1.000KHz SWT:Auto Detector : Peak Project : 981244 Setting : 15</p>



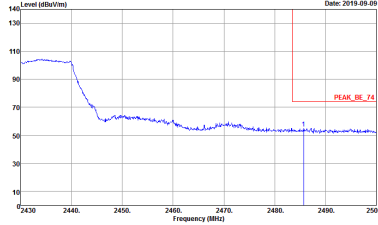
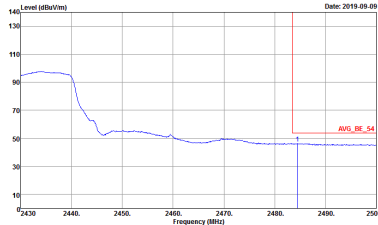


2.4GHz 2400~2483.5MHz

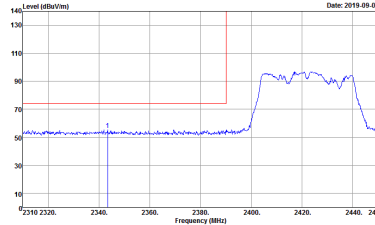
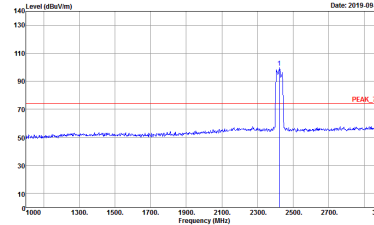
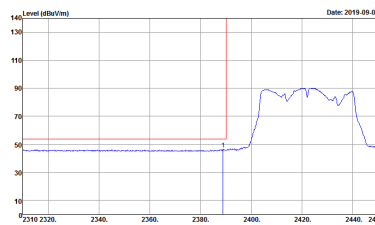
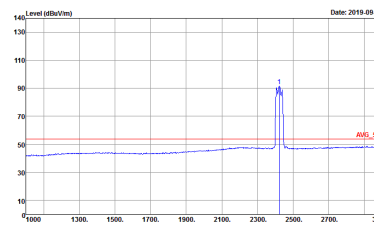
WIFI 802.11n HT40 (Band Edge @ 3m)

WIFI	2.4GHz 2400~2483.5MHz Band Edge @ 3m	
ANT	802.11n HT40 CH03 2422MHz - L	
1+2	Horizontal	Fundamental
<b>Peak</b>	<p>Site : 03CH12-HY            Condition : PEAK_BE_74 3m HORN_9120D_1328 HORIZONTAL            RBW:1000.000kHz VBW:3000.000kHz SWT:Auto            Detector : Peak            Project : 981244            Setting : 10.5</p>	<p>Site : 03CH12-HY            Condition : PEAK_74 3m HORN_9120D_1328 HORIZONTAL            RBW:1000.000kHz VBW:3000.000kHz SWT:Auto            Detector : Peak            Project : 981244            Setting : 10.5</p>
<b>Avg.</b>	<p>Site : 03CH12-HY            Condition : AVG_BE_54 3m HORN_9120D_1328 HORIZONTAL            RBW:1000.000kHz VBW:3.000kHz SWT:Auto            Detector : Peak            Project : 981244            Setting : 10.5</p>	<p>Site : 03CH12-HY            Condition : AVG_54 3m HORN_9120D_1328 HORIZONTAL            RBW:1000.000kHz VBW:3.000kHz SWT:Auto            Detector : Peak            Project : 981244            Setting : 10.5</p>



WIFI	2.4GHz 2400~2483.5MHz Band Edge @ 3m	
ANT	802.11n HT40 CH03 2422MHz - R	
1+2	Horizontal	Fundamental
<p><b>Peak</b></p>	 <p>Site : 03CH2-HY            Condition : PEAK_BE_74 3m HORN_9120D_1328 HORIZONTAL            Detector : Peak            Project : 981244            Setting : 10.5</p>	<p>Left Blank</p>
<p><b>Avg.</b></p>	 <p>Site : 03CH2-HY            Condition : AVG_BE_54 3m HORN_9120D_1328 HORIZONTAL            Detector : Peak            Project : 981244            Setting : 10.5</p>	<p>Left Blank</p>

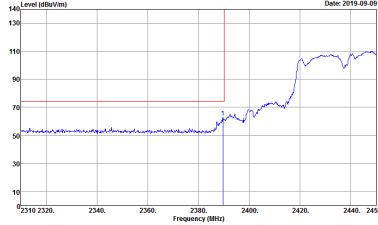
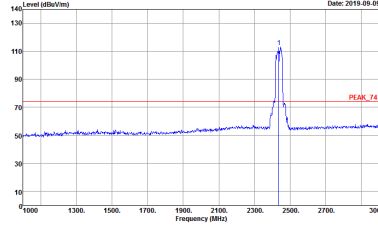
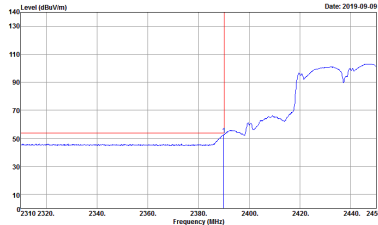
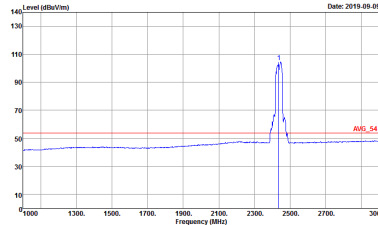


WIFI	2.4GHz 2400~2483.5MHz Band Edge @ 3m	
ANT	802.11n HT40 CH03 2422MHz - L	
1+2	Vertical	Fundamental
Peak	 <p>Site : 03CH12-HY            Condition : PEAK_BE_74 3m HORN_91200_1328 VERTICAL            RBW:3000.000kHz VBW:3000.000kHz SWT:Auto            Detector : Peak            Project : 981244            Setting : 10.5</p>	 <p>Site : 03CH12-HY            Condition : PEAK_F4 3m HORN_91200_1328 VERTICAL            RBW:3000.000kHz VBW:3000.000kHz SWT:Auto            Detector : Peak            Project : 981244            Setting : 10.5</p>
Avg.	 <p>Site : 03CH12-HY            Condition : AVG_BE_54 3m HORN_91200_1328 VERTICAL            RBW:3000.000kHz VBW:3.000kHz SWT:Auto            Detector : Peak            Project : 981244            Setting : 10.5</p>	 <p>Site : 03CH12-HY            Condition : AVG_F4 3m HORN_91200_1328 VERTICAL            RBW:3000.000kHz VBW:3.000kHz SWT:Auto            Detector : Peak            Project : 981244            Setting : 10.5</p>



WIFI	2.4GHz 2400~2483.5MHz Band Edge @ 3m	
ANT	802.11n HT40 CH03 2422MHz - R	
1+2	Vertical	Fundamental
Peak	<p>Site : 03CH2-HY Condition : PEAK_BE_74 3m HORN_91200_1328 VERTICAL RBW:10000000Hz VBW:3000000Hz SWT:Auto Detector : Peak Project : 981244 Setting : 10.5</p>	Left blank
Avg.	<p>Site : 03CH2-HY Condition : AVG_BE_54 3m HORN_91200_1328 VERTICAL RBW:10000000Hz VBW:3000000Hz SWT:Auto Detector : Peak Project : 981244 Setting : 10.5</p>	Left blank

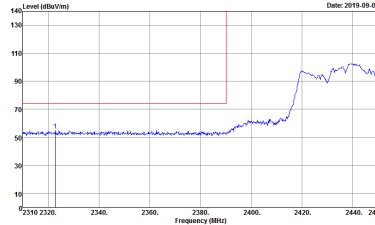
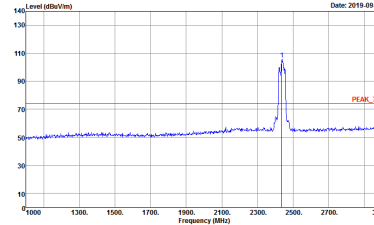
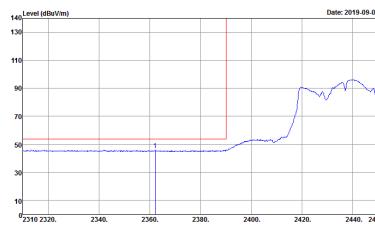
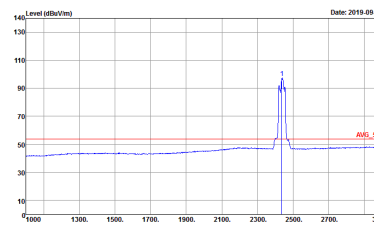


WIFI	2.4GHz 2400~2483.5MHz Band Edge @ 3m	
ANT	802.11n HT40 CH06 2437MHz - L	
1+2	Horizontal	Fundamental
Peak	 <p>Site : 03CH12-HY            Condition : PEAK_9C_74 3m HORN_91200_1328 HORIZONTAL            Detector : Peak            Project : 981244            Setting : 14.5</p>	 <p>Site : 03CH12-HY            Condition : PEAK_74 3m HORN_91200_1328 HORIZONTAL            Detector : Peak            Project : 981244            Setting : 14.5</p>
Avg.	 <p>Site : 03CH12-HY            Condition : AVG_BE_54 3m HORN_91200_1328 HORIZONTAL            Detector : Peak            Project : 981244            Setting : 14.5</p>	 <p>Site : 03CH12-HY            Condition : AVG_54 3m HORN_91200_1328 HORIZONTAL            Detector : Peak            Project : 981244            Setting : 14.5</p>



WIFI	2.4GHz 2400~2483.5MHz Band Edge @ 3m	
ANT	802.11n HT40 CH06 2437MHz - R	
1+2	Horizontal	Fundamental
<p><b>Peak</b></p>		<p>Left blank</p>
<p><b>Avg.</b></p>		<p>Left blank</p>



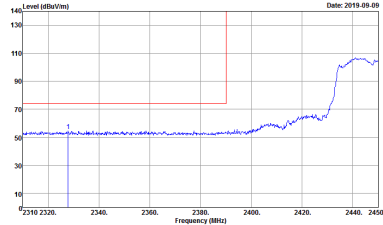
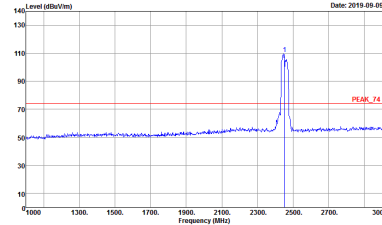
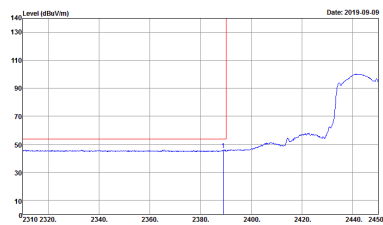
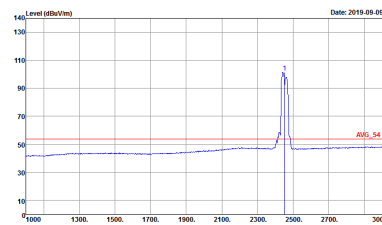
WIFI	2.4GHz 2400~2483.5MHz Band Edge @ 3m	
ANT	802.11n HT40 CH06 2437MHz - L	
1+2	Vertical	Fundamental
<p><b>Peak</b></p>	 <p>Site : 03CH12-HY            Condition : PEAK_9C_74 3m HORN_91200_1328 VERTICAL            RBW:3000.000kHz VBW:3000.000kHz SWT:Auto            Detector : Peak            Project : 981244            Setting : 14.5</p>	 <p>Site : 03CH12-HY            Condition : PEAK_74 3m HORN_91200_1328 VERTICAL            RBW:3000.000kHz VBW:3000.000kHz SWT:Auto            Detector : Peak            Project : 981244            Setting : 14.5</p>
<p><b>Avg.</b></p>	 <p>Site : 03CH12-HY            Condition : AVG_BE_54 3m HORN_91200_1328 VERTICAL            RBW:3000.000kHz VBW:3.000kHz SWT:Auto            Detector : Peak            Project : 981244            Setting : 14.5</p>	 <p>Site : 03CH12-HY            Condition : AVG_54 3m HORN_91200_1328 VERTICAL            RBW:3000.000kHz VBW:3.000kHz SWT:Auto            Detector : Peak            Project : 981244            Setting : 14.5</p>



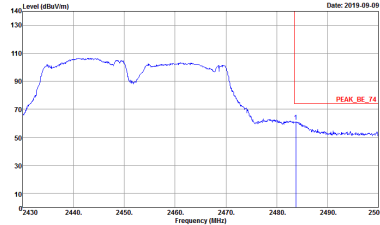
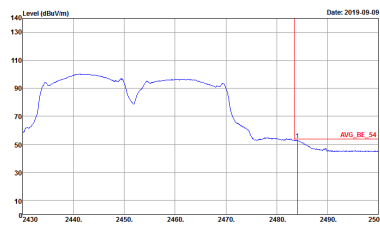
WIFI	2.4GHz 2400~2483.5MHz Band Edge @ 3m	
ANT	802.11n HT40 CH06 2437MHz - R	
1+2	Horizontal	Fundamental
Peak	<p>Site : 03CH2-HY Condition : PEAK_BE_74 3m HORN_9120D_1328 VERTICAL RBW:3000.000kHz VBW:3000.000kHz SWT:Auto Detector : Peak Project : 981244 Setting : 14.5</p>	Left blank
Avg.	<p>Site : 03CH2-HY Condition : AVG_BE_54 3m HORN_9120D_1328 VERTICAL RBW:3000.000kHz VBW:3000.000kHz SWT:Auto Detector : Peak Project : 981244 Setting : 14.5</p>	Left blank



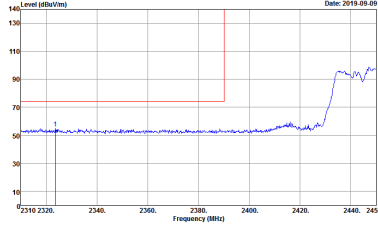
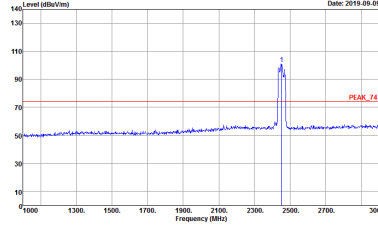
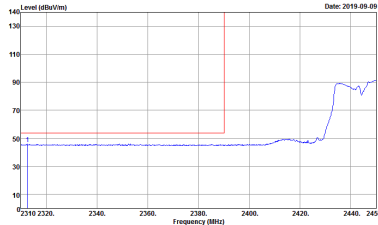
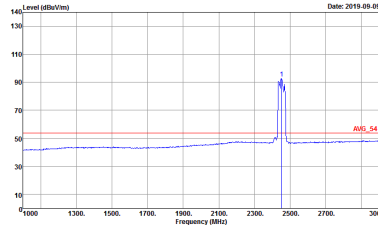


WIFI	2.4GHz 2400~2483.5MHz Band Edge @ 3m	
ANT	802.11n HT40 CH09 2452MHz - L	
1+2	Horizontal	Fundamental
<p><b>Peak</b></p>	 <p>Site : 03CH12-11Y            Condition : PEAK_9C_74 3m HORN_91200_1328 HORIZONTAL            Detector : Peak            Project : 981244            Setting : 11.5</p>	 <p>Site : 03CH12-11Y            Condition : PEAK_74 3m HORN_91200_1328 HORIZONTAL            Detector : Peak            Project : 981244            Setting : 11.5</p>
<p><b>Avg.</b></p>	 <p>Site : 03CH12-11Y            Condition : AVG_BE_54 3m HORN_91200_1328 HORIZONTAL            Detector : Peak            Project : 981244            Setting : 11.5</p>	 <p>Site : 03CH12-11Y            Condition : AVG_54 3m HORN_91200_1328 HORIZONTAL            Detector : Peak            Project : 981244            Setting : 11.5</p>

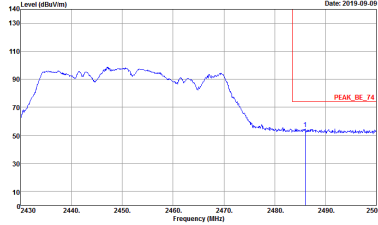
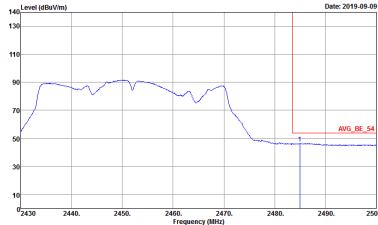


WIFI	2.4GHz 2400~2483.5MHz Band Edge @ 3m	
ANT	802.11n HT40 CH09 2452MHz - R	
1+2	Horizontal	Fundamental
<p><b>Peak</b></p>	 <p>Site : 03CH2-HY            Condition : PEAK_BE_74 3m HORN_9120D_1328 HORIZONTAL            Detector : Peak            Project : 981244            Setting : 11.5</p>	<p>Left blank</p>
<p><b>Avg.</b></p>	 <p>Site : 03CH2-HY            Condition : AVG_BE_54 3m HORN_9120D_1328 HORIZONTAL            Detector : Peak            Project : 981244            Setting : 11.5</p>	<p>Left blank</p>



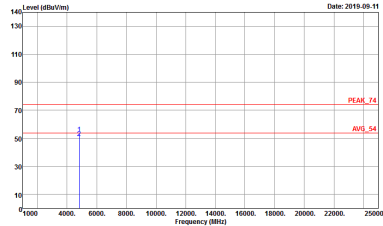
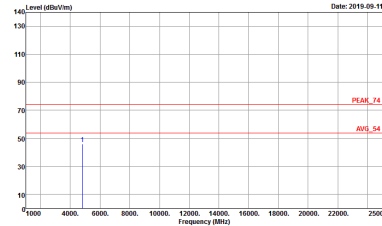
WIFI	2.4GHz 2400~2483.5MHz Band Edge @ 3m	
ANT	802.11n HT40 CH09 2452MHz - L	
1+2	Vertical	Fundamental
<p><b>Peak</b></p>	 <p>Site : 03CH12-HY            Condition : PEAK_9C_74 3m HORN_91200_1328 VERTICAL            RBW:3000.000kHz VBW:3000.000kHz SWT:Auto            Detector : Peak            Project : 981244            Setting : 11.5</p>	 <p>Site : 03CH12-HY            Condition : PEAK_74 3m HORN_91200_1328 VERTICAL            RBW:3000.000kHz VBW:3000.000kHz SWT:Auto            Detector : Peak            Project : 981244            Setting : 11.5</p>
<p><b>Avg.</b></p>	 <p>Site : 03CH12-HY            Condition : AVG_BE_54 3m HORN_91200_1328 VERTICAL            RBW:3000.000kHz VBW:3.000kHz SWT:Auto            Detector : Peak            Project : 981244            Setting : 11.5</p>	 <p>Site : 03CH12-HY            Condition : AVG_54 3m HORN_91200_1328 VERTICAL            RBW:3000.000kHz VBW:3.000kHz SWT:Auto            Detector : Peak            Project : 981244            Setting : 11.5</p>



WIFI	2.4GHz 2400~2483.5MHz Band Edge @ 3m	
ANT	802.11n HT40 CH09 2452MHz - R	
1+2	Vertical	Fundamental
<p><b>Peak</b></p>	 <p>Site : 03CH2-HY            Condition : PEAK_BE_74 3m HORN_9120D_1328 VERTICAL            RBW:3000.0000kHz VBW:3000.0000kHz SWT:Auto            Detector : Peak            Project : 981244            Setting : 11.5</p>	<p>Left blank</p>
<p><b>Avg.</b></p>	 <p>Site : 03CH2-HY            Condition : AVG_BE_54 3m HORN_9120D_1328 VERTICAL            RBW:3000.0000kHz VBW:3000.0000kHz SWT:Auto            Detector : Peak            Project : 981244            Setting : 11.5</p>	<p>Left blank</p>



2.4GHz 2400~2483.5MHz  
WIFI 802.11b (Harmonic @ 3m)

WIFI	2.4GHz 2400~2483.5MHz Harmonic @ 3m	
ANT	802.11b CH01 2412MHz	
1+2	Horizontal	Vertical
Peak Avg.	 <p>Site : 03CH12-44Y Condition : PEAK_74 3m HORN_91200_1328 HORIZONTAL Detector : Peak Project : 981244 Setting : 18.5</p>	 <p>Site : 03CH12-44Y Condition : PEAK_74 3m HORN_91200_1328 VERTICAL Detector : Peak Project : 981244 Setting : 18.5</p>



<b>WIFI</b>	<b>2.4GHz 2400~2483.5MHz Harmonic @ 3m</b>	
<b>ANT</b>	<b>802.11b CH06 2437MHz</b>	
<b>1+2</b>	<b>Horizontal</b>	<b>Vertical</b>
<b>Peak</b> <b>Avg.</b>	<p>Site : 03CH2-11Y Condition : PEAK_74 3m HORN_91200_1328 HORIZONTAL Detector : Peak Project : 981244 Setting : -21.5</p>	<p>Site : 03CH2-11Y Condition : PEAK_74 3m HORN_91200_1328 VERTICAL Detector : Peak Project : 981244 Setting : -21.5</p>



<b>WIFI</b>	<b>2.4GHz 2400~2483.5MHz Harmonic @ 3m</b>	
<b>ANT</b>	<b>802.11b CH11 2462MHz</b>	
<b>1+2</b>	<b>Horizontal</b>	<b>Vertical</b>
<b>Peak</b> <b>Avg.</b>	<p>Site : 03CH12-11Y Condition : PEAK_74 3m HORN_91200_1328 HORIZONTAL Detector : Peak Project : 981244 Setting : 21.5</p>	<p>Site : 03CH12-11Y Condition : PEAK_74 3m HORN_91200_1328 VERTICAL Detector : Peak Project : 981244 Setting : 21.5</p>

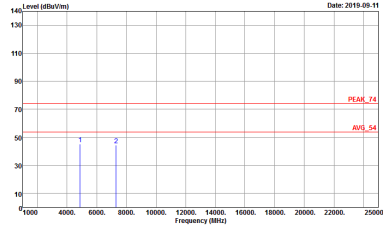
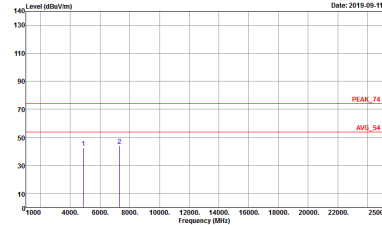


2.4GHz 2400~2483.5MHz  
WIFI 802.11g (Harmonic @ 3m)

WIFI	2.4GHz 2400~2483.5MHz Harmonic @ 3m	
ANT	802.11g CH01 2412MHz	
1+2	Horizontal	Vertical
Peak Avg.	<p>Site : 03CH12-44Y Condition : PEAK_74 3m HORN_91200_1328 HORIZONTAL Detector : Peak Project : 981244 Setting : 16.5</p>	<p>Site : 03CH12-44Y Condition : PEAK_74 3m HORN_91200_1328 VERTICAL Detector : Peak Project : 981244 Setting : 16.5</p>





<b>WIFI</b>	<b>2.4GHz 2400~2483.5MHz Harmonic @ 3m</b>	
<b>ANT</b>	<b>802.11g CH06 2437MHz</b>	
<b>1+2</b>	<b>Horizontal</b>	<b>Vertical</b>
<p><b>Peak</b></p> <p><b>Avg.</b></p>	 <p>Site : 03CH12-11Y          Condition : PEAK_74 3m HORN_91200_1328 HORIZONTAL          Detector : Peak          Project : 981244          Setting : 20</p>	 <p>Site : 03CH12-11Y          Condition : PEAK_74 3m HORN_91200_1328 VERTICAL          Detector : Peak          Project : 981244          Setting : 20</p>



<b>WIFI</b>	<b>2.4GHz 2400~2483.5MHz Harmonic @ 3m</b>	
<b>ANT</b>	<b>802.11g CH11 2462MHz</b>	
<b>1+2</b>	<b>Horizontal</b>	<b>Vertical</b>
<b>Peak</b> <b>Avg.</b>	<p>Site : 03CH12-11Y Condition : PEAK_74 3m HORN_91200_1328 HORIZONTAL Detector : Peak Project : 981244 Setting : 14</p>	<p>Site : 03CH12-11Y Condition : PEAK_74 3m HORN_91200_1328 VERTICAL Detector : Peak Project : 981244 Setting : 14</p>



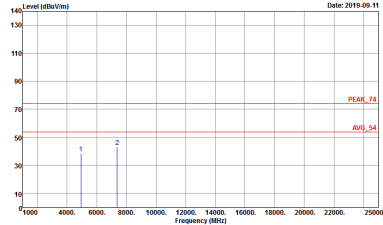
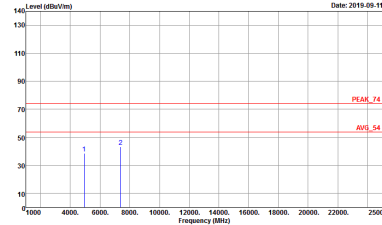
**2.4GHz 2400~2483.5MHz**  
**WIFI 802.11n HT20 (Harmonic @ 3m)**

<b>WIFI</b>	<b>2.4GHz 2400~2483.5MHz Harmonic @ 3m</b>	
<b>ANT</b>	<b>802.11n HT20 CH01 2412MHz</b>	
<b>1+2</b>	<b>Horizontal</b>	<b>Vertical</b>
<b>Peak</b> <b>Avg.</b>	<p>Site : 03CH12-44Y          Condition : PEAK_74 3m HORN_91200_1328 HORIZONTAL          Detector : Peak          Project : 981244          Setting : 16.5</p>	<p>Site : 03CH12-44Y          Condition : PEAK_74 3m HORN_91200_1328 VERTICAL          Detector : Peak          Project : 981244          Setting : 16.5</p>



<b>WIFI</b>	<b>2.4GHz 2400~2483.5MHz Harmonic @ 3m</b>	
<b>ANT</b>	<b>802.11n HT20 CH06 2437MHz</b>	
<b>1+2</b>	<b>Horizontal</b>	<b>Vertical</b>
<b>Peak</b> <b>Avg.</b>	<p>Site : 03CH12-1#Y Condition : PEAK_74 3m HORN_91200_1328 HORIZONTAL Detector : Peak Project : 981244 Setting : 20</p>	<p>Site : 03CH12-1#Y Condition : PEAK_74 3m HORN_91200_1328 VERTICAL Detector : Peak Project : 981244 Setting : 20</p>



<b>WIFI</b>	<b>2.4GHz 2400~2483.5MHz Harmonic @ 3m</b>	
<b>ANT</b>	<b>802.11n HT20 CH11 2462MHz</b>	
<b>1+2</b>	<b>Horizontal</b>	<b>Vertical</b>
<p><b>Peak</b></p> <p><b>Avg.</b></p>	 <p>Site : 03CH12-11Y          Condition : PEAK_74 3m HORN_91200_1328 HORIZONTAL          Detector : Peak          Project : 981244          Setting : -15</p>	 <p>Site : 03CH12-11Y          Condition : PEAK_74 3m HORN_91200_1328 VERTICAL          Detector : Peak          Project : 981244          Setting : -15</p>



**2.4GHz 2400~2483.5MHz**  
**WIFI 802.11n HT40 (Harmonic @ 3m)**

<b>WIFI</b>	<b>2.4GHz 2400~2483.5MHz Harmonic @ 3m</b>	
<b>ANT</b>	<b>802.11n HT40 CH03 2422MHz</b>	
<b>1+2</b>	<b>Horizontal</b>	<b>Vertical</b>
<b>Peak Avg.</b>	<p>Site : 03CH12-44Y          Condition : PEAK_74 3m HORN_91200_1328 HORIZONTAL          Detector : Peak          Project : 981244          Setting : 1015</p>	<p>Site : 03CH12-44Y          Condition : PEAK_74 3m HORN_91200_1328 VERTICAL          Detector : Peak          Project : 981244          Setting : 1015</p>



<b>WIFI</b>	<b>2.4GHz 2400~2483.5MHz Harmonic @ 3m</b>	
<b>ANT</b>	<b>802.11n HT40 CH06 2437MHz</b>	
<b>1+2</b>	<b>Horizontal</b>	<b>Vertical</b>
<b>Peak</b> <b>Avg.</b>	<p>Site : 03CH2-1#Y Condition : PEAK_74 3m HORN_91200_1328 HORIZONTAL Detector : Peak Project : 981244 Setting : 14.5</p>	<p>Site : 03CH2-1#Y Condition : PEAK_74 3m HORN_91200_1328 VERTICAL Detector : Peak Project : 981244 Setting : 14.5</p>



<b>WIFI</b>	<b>2.4GHz 2400~2483.5MHz Harmonic @ 3m</b>	
<b>ANT</b>	<b>802.11n HT40 CH09 2452MHz</b>	
<b>1+2</b>	<b>Horizontal</b>	<b>Vertical</b>
<b>Peak</b> <b>Avg.</b>	<p>Site : 03CH12-11Y Condition : PEAK_74 3m HORN_91200_1328 HORIZONTAL Detector : Peak Project : 981244 Setting : 11.5</p>	<p>Site : 03CH12-11Y Condition : PEAK_74 3m HORN_91200_1328 VERTICAL Detector : Peak Project : 981244 Setting : 11.5</p>





2.4GHz 2400~2483.5MHz

Emission below 1GHz

2.4GHz WIFI 802.11n HT40 (LF)

<b>WIFI</b>	<b>2.4GHz 2400~2483.5MHz</b>	
<b>ANT</b>	<b>802.11n HT40 LF</b>	
<b>1+2</b>	<b>Horizontal</b>	<b>Vertical</b>
<b>QP / Peak</b>	<p>Site : 03CH12-HY Condition : QP 3m SFL LOG_6111D_37059 HORIZONTAL Detector : Peak Project : 981244</p>	<p>Site : 03CH12-HY Condition : QP 3m SFL LOG_6111D_37059 VERTICAL Detector : Peak Project : 981244</p>



<TXBF Mode>

2.4GHz 2400~2483.5MHz  
WIFI 802.11ac VHT 20 (Band Edge @ 3m)

WIFI	2.4GHz 2400~2483.5MHz Band Edge @ 3m	
ANT	802.11ac VHT20 CH01 2412MHz	
1+2	Horizontal	Fundamental
Peak	<p>Site : 03CH12-1HY Condition : PEAK_BE_74 3m HORN_9120D_1328 HORIZONTAL RBW:1000.000KHz VBW:3000.000KHz SWT:Auto Detector : Peak Project : 981244 Setting : 15</p>	<p>Site : 03CH12-1HY Condition : PEAK_74 3m HORN_9120D_1328 HORIZONTAL RBW:1000.000KHz VBW:3000.000KHz SWT:Auto Detector : Peak Project : 981244 Setting : 15</p>
Avg.	<p>Site : 03CH12-1HY Condition : AVG_BE_54 3m HORN_9120D_1328 HORIZONTAL RBW:1000.000KHz VBW:1.000KHz SWT:Auto Detector : Peak Project : 981244 Setting : 15</p>	<p>Site : 03CH12-1HY Condition : AVG_54 3m HORN_9120D_1328 HORIZONTAL RBW:1000.000KHz VBW:1.000KHz SWT:Auto Detector : Peak Project : 981244 Setting : 15</p>