


Appendix E. Setup Photographs

<Conducted Emission>

Remote View






Rear View



<Radiated Emission>
<CDD Mode>
Y plane for Ant. 1 and Ant. 2
LF



HF




Z plane for MIMO Ant. 1+2

LF




HF



<TXBF Mode>
Y plane
LF



HF



————THE END————