

Appendix E. Setup Photographs

<Conducted Emission>

Mode 1

Remote View





Rear View



<Radiated Emission>


<CDD Mode>

X plane for Ant. 1 and Ant. 2

LF



HF




Z plane for MIMO Ant. 1+2

LF



HF




<TXBF Mode>

Y plane

LF



HF



————THE END————