

## Appendix E. Setup Photographs

### <Conducted Emission>

Remote View





Rear View




**<Radiated Emission>**


**<CDD Mode>**

**X Plane for Ant. 1**

**LF**



**HF**




**Z Plane for Ant. 2 and MIMO Ant. 1+2**

**LF**




**HF**



<TXBF Mode>

Z Plane

LF



HF



————THE END————