

## Appendix E. Setup Photographs

### <Conducted Emission>

Mode 1

Remote View






Rear View



**<Radiated Emission>**  
**SKU 1**  
**Y Plane for Ant. 1 and Ant. 2**  
**LF**




**HF**






Z Plane for CDD Mode  
LF




HF



Z Plane for TXBF Mode  
LF




HF






SKU 2  
Y Plane for Ant. 1  
LF




HF



SKU 3  
Y Plane for Ant. 1  
LF



HF



————THE END————