


Appendix E. Setup Photographs

<Conducted Emission>

Mode 1

Remote View





Rear View



<Radiated Emission>


SKU 1


Z Plane for Ant. 1, Ant. 2 and CDD Mode

LF




HF




**Z Plane for TXBF Mode
HF**

SKU 2
Y Plane for CDD Mode
HF



SKU 3
Y Plane for CDD Mode
HF



————THE END————