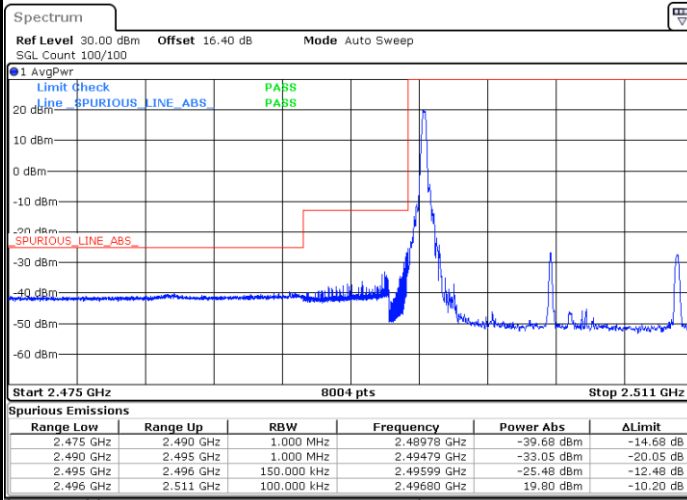




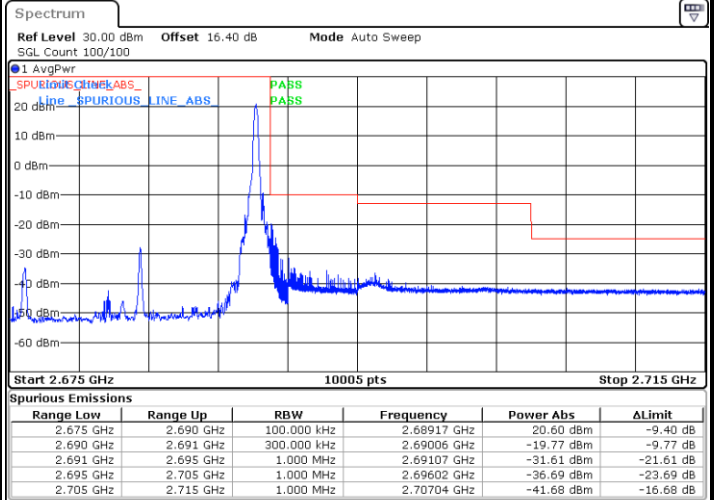
LTE Band 41 / 15MHz / 16QAM

Lowest Band Edge / 1 RB



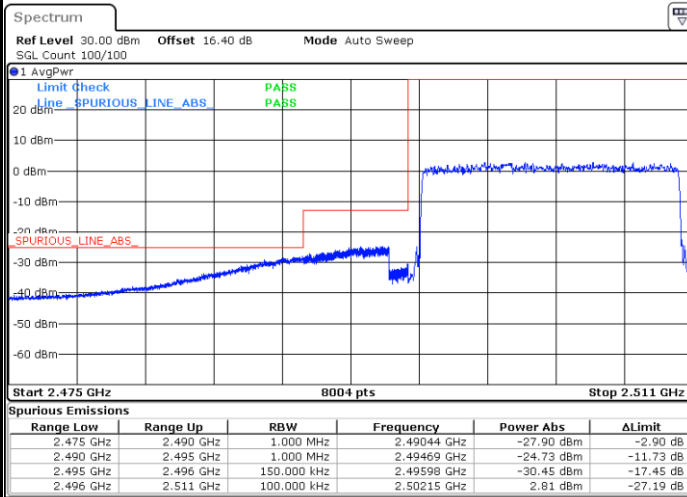
Date: 22.SEP.2020 19:04:01

Highest Band Edge / 1 RB



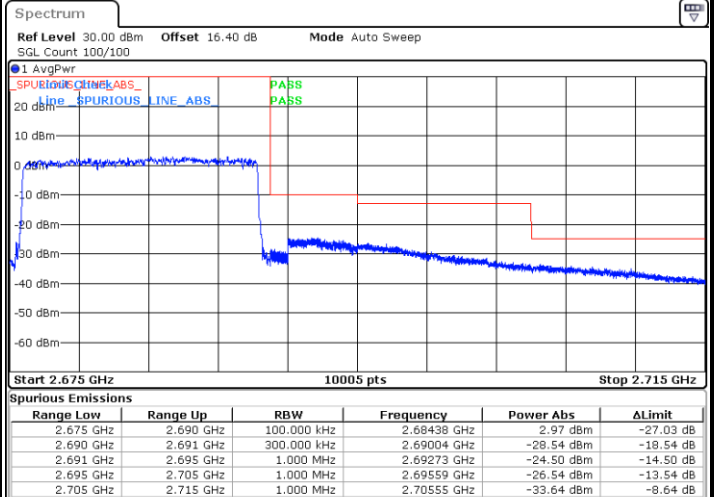
Date: 22.SEP.2020 19:10:07

Lowest Band Edge / Full RB



Date: 22.SEP.2020 19:59:41

Highest Band Edge / Full RB

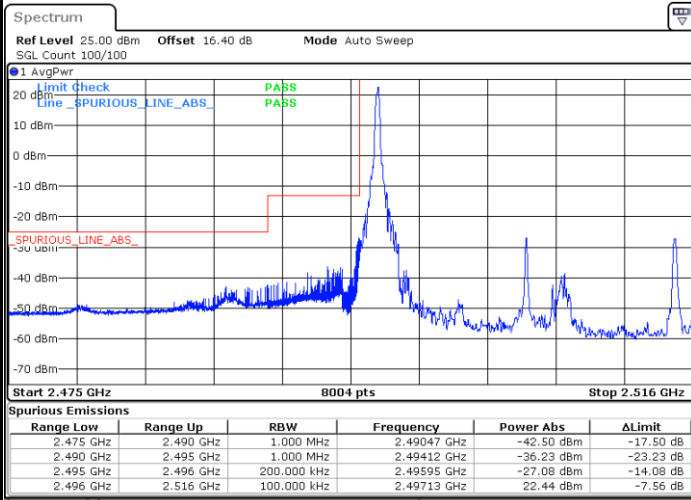


Date: 22.SEP.2020 19:12:14



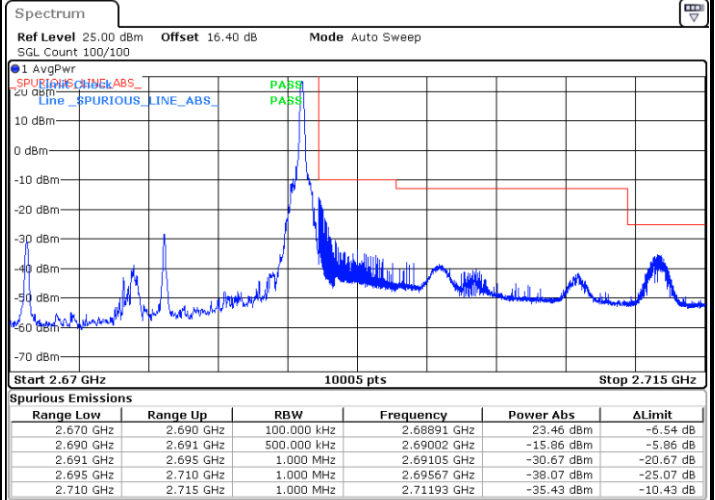
LTE Band 41 / 20MHz / QPSK

Lowest Band Edge / 1 RB



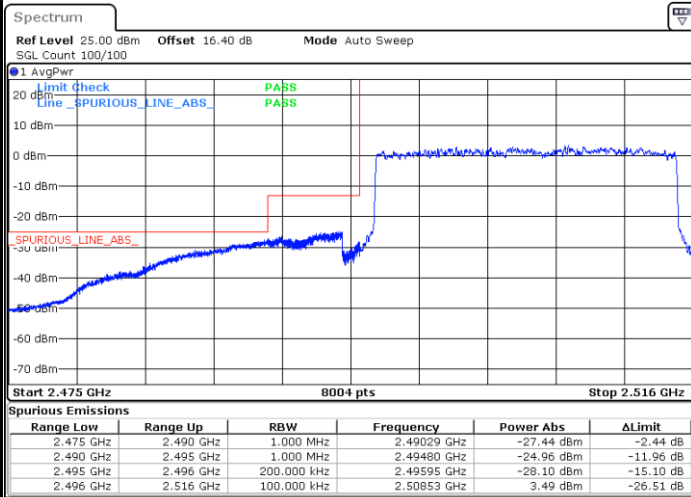
Date: 22.SEP.2020 19:13:22

Highest Band Edge / 1 RB



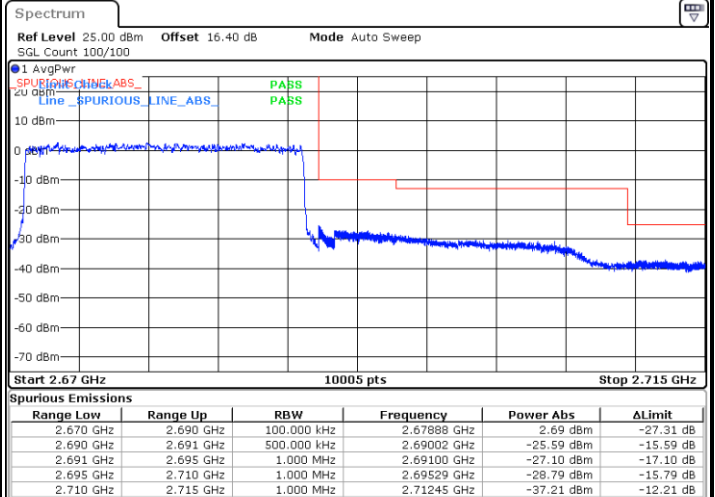
Date: 22.SEP.2020 19:16:22

Lowest Band Edge / Full RB



Date: 22.SEP.2020 19:14:52

Highest Band Edge / Full RB

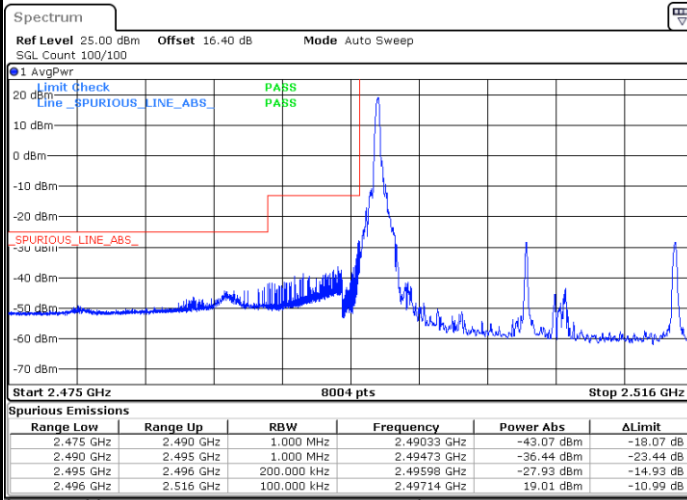


Date: 22.SEP.2020 19:18:37



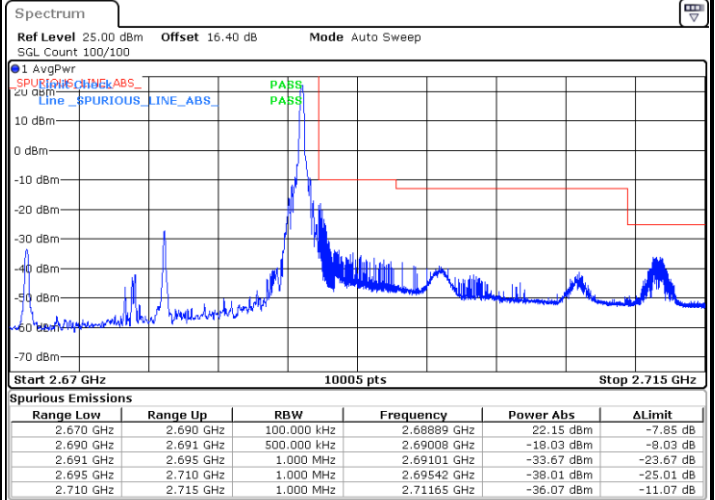
LTE Band 41 / 20MHz / 16QAM

Lowest Band Edge / 1 RB



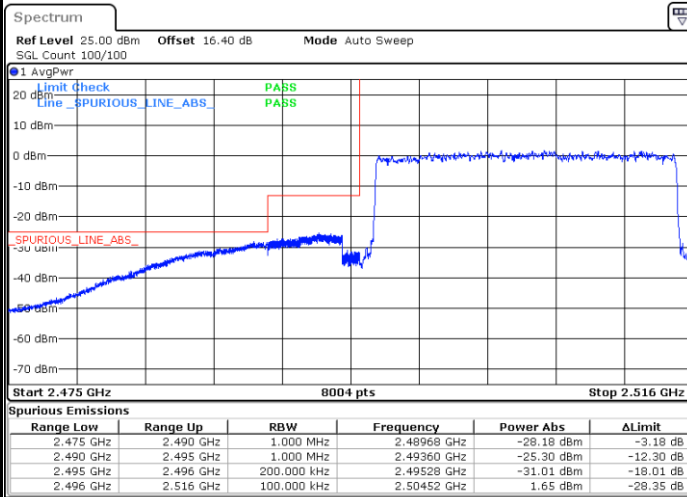
Date: 22.SEP.2020 19:14:07

Highest Band Edge / 1 RB



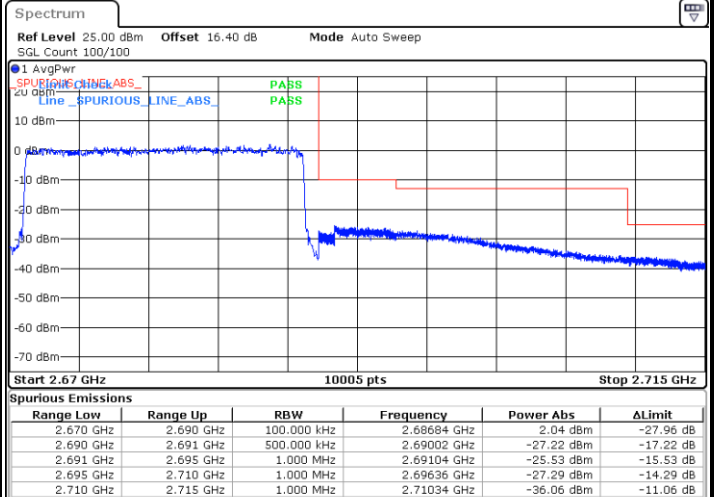
Date: 22.SEP.2020 19:17:07

Lowest Band Edge / Full RB



Date: 22.SEP.2020 19:15:37

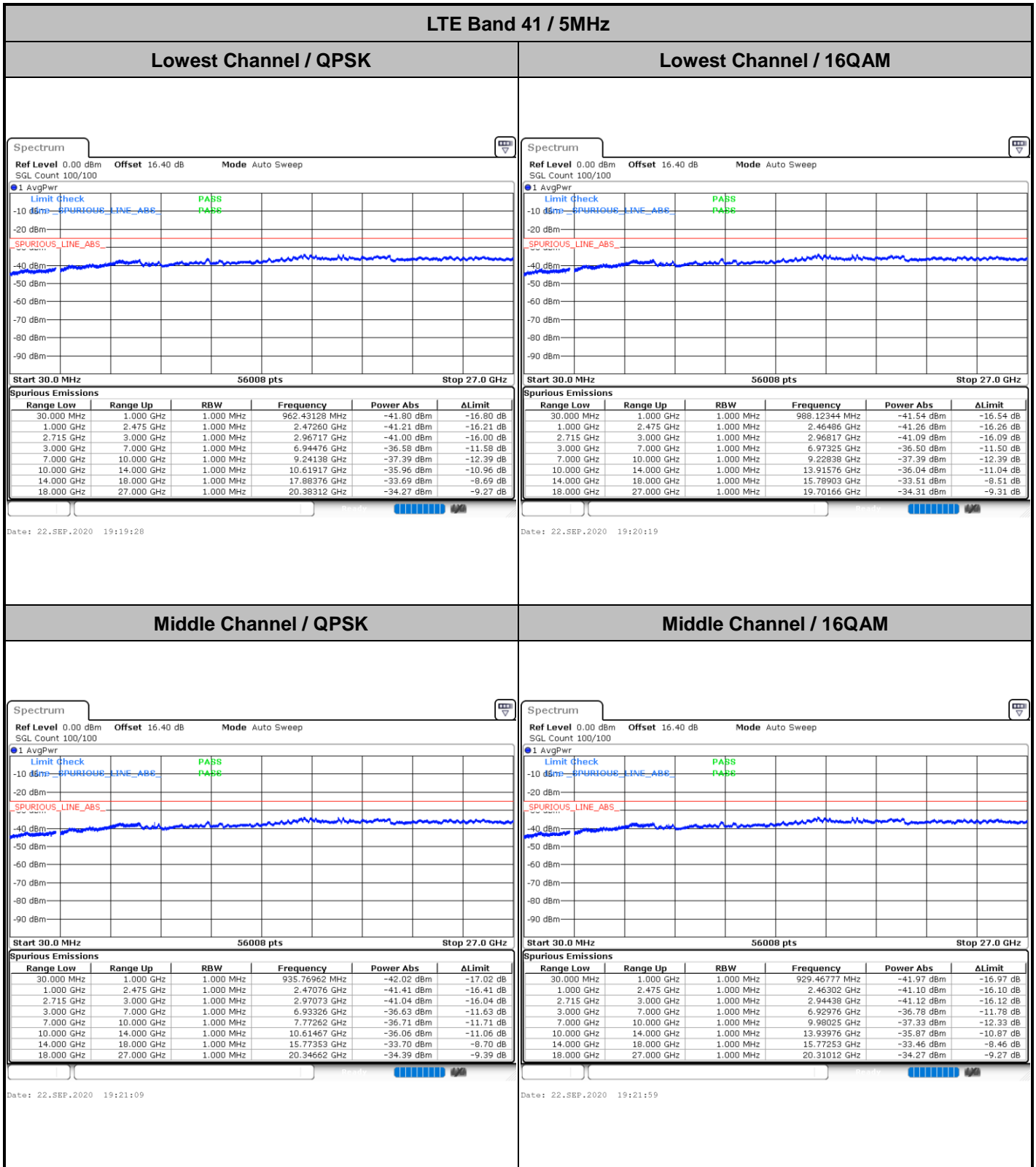
Highest Band Edge / Full RB



Date: 22.SEP.2020 19:17:52



Conducted Spurious Emission

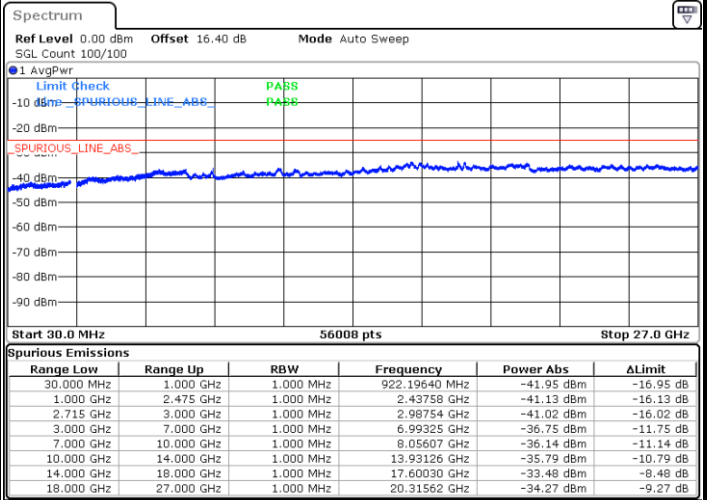
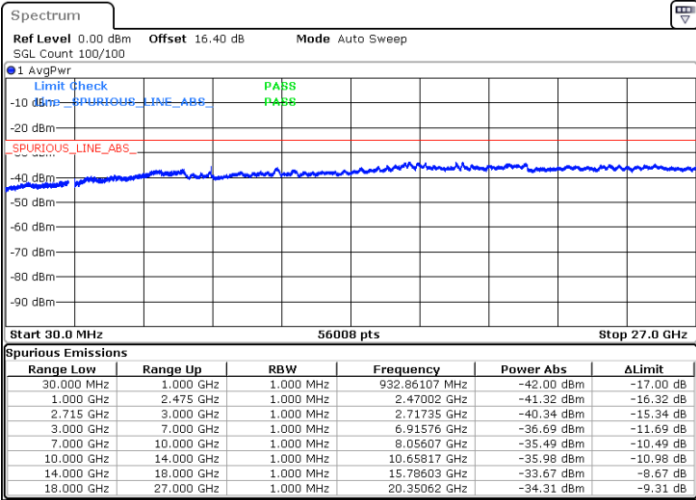




LTE Band 41 / 5MHz

Highest Channel / QPSK

Highest Channel / 16QAM



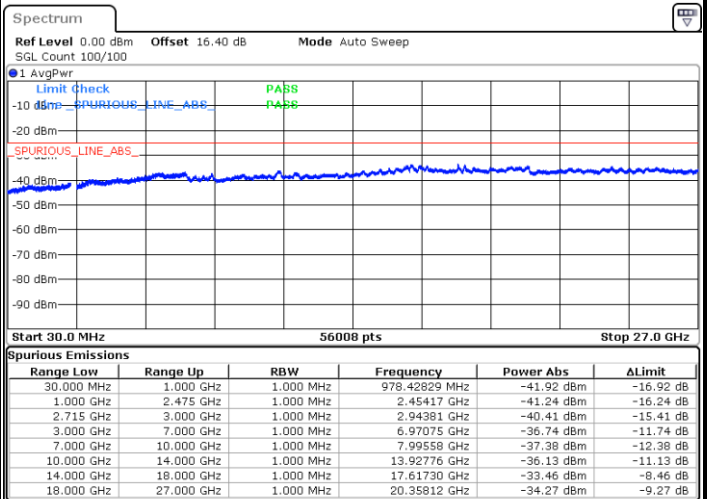
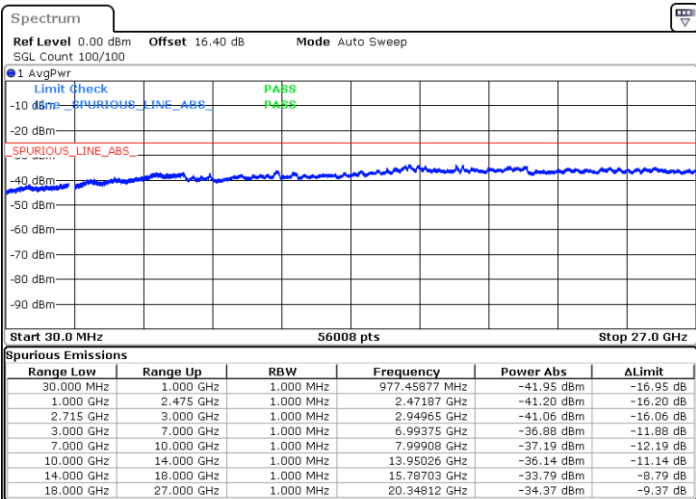
Date: 22.SEP.2020 19:22:50

Date: 22.SEP.2020 19:23:40

LTE Band 41 / 10MHz

Lowest Channel / QPSK

Lowest Channel / 16QAM



Date: 22.SEP.2020 19:24:32

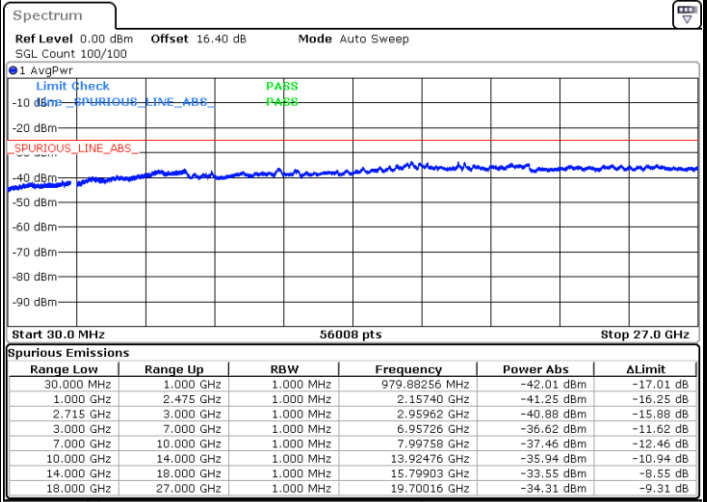
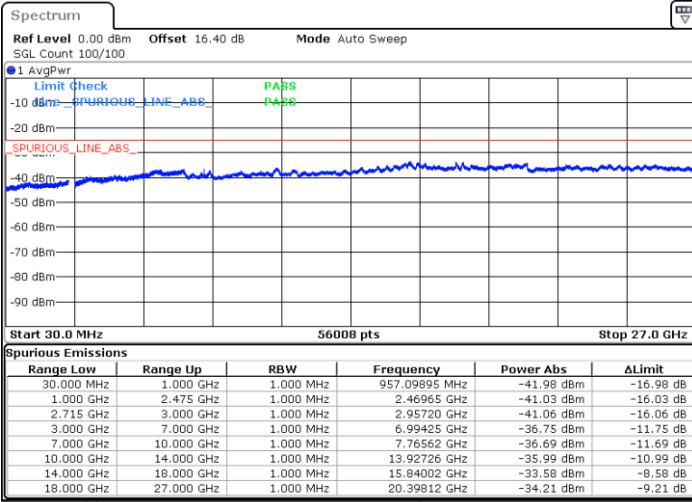
Date: 22.SEP.2020 19:25:22



LTE Band 41 / 10MHz

Middle Channel / QPSK

Middle Channel / 16QAM

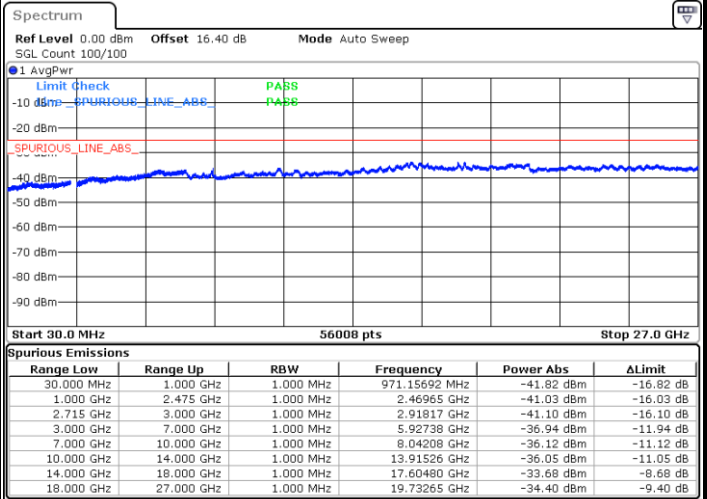
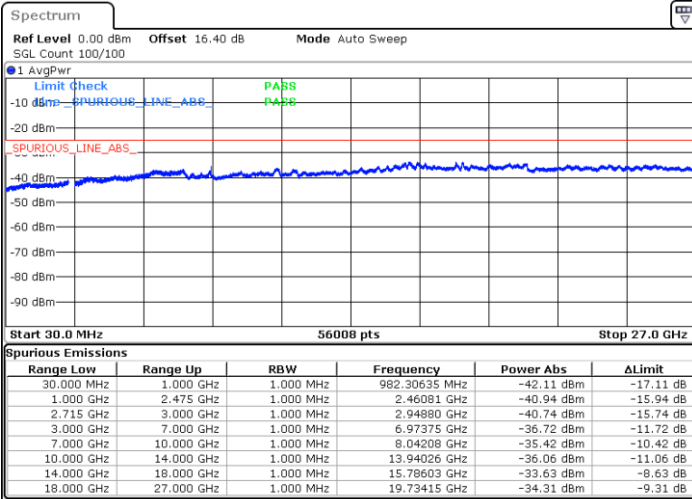


Date: 22.SEP.2020 19:26:13

Date: 22.SEP.2020 19:27:03

Highest Channel / QPSK

Highest Channel / 16QAM



Date: 22.SEP.2020 19:27:54

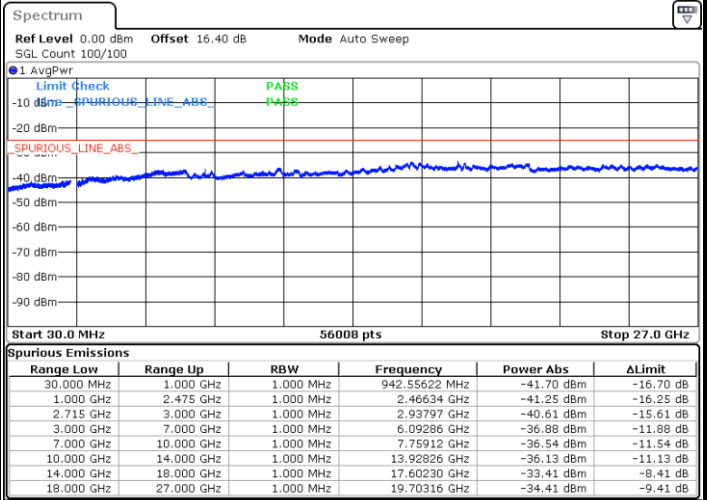
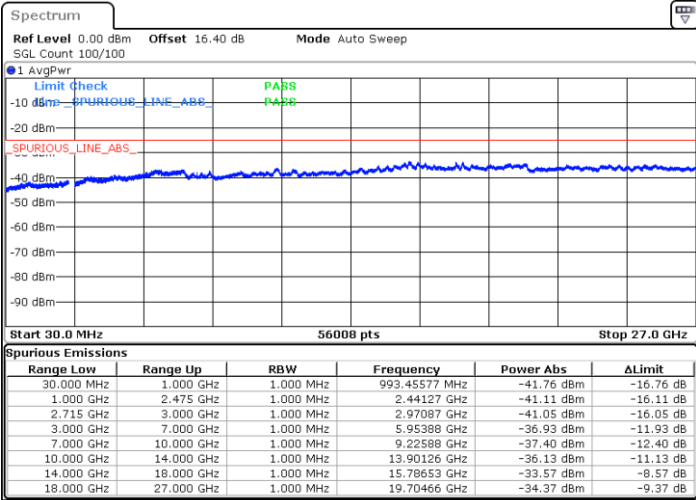
Date: 22.SEP.2020 19:28:44



LTE Band 41 / 15MHz

Lowest Channel / QPSK

Lowest Channel / 16QAM

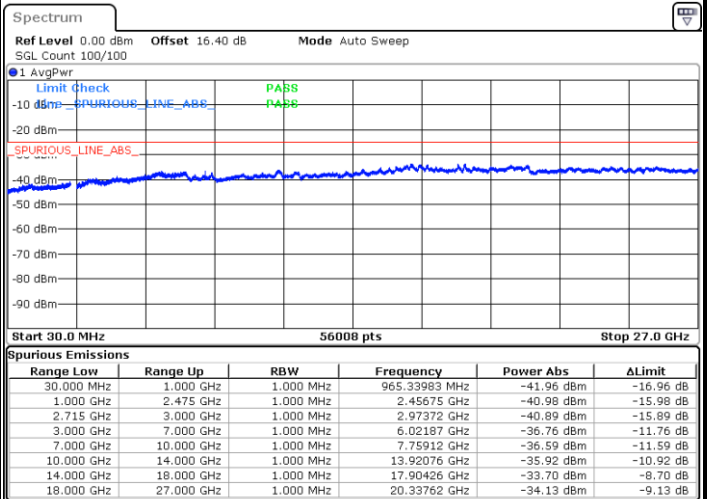
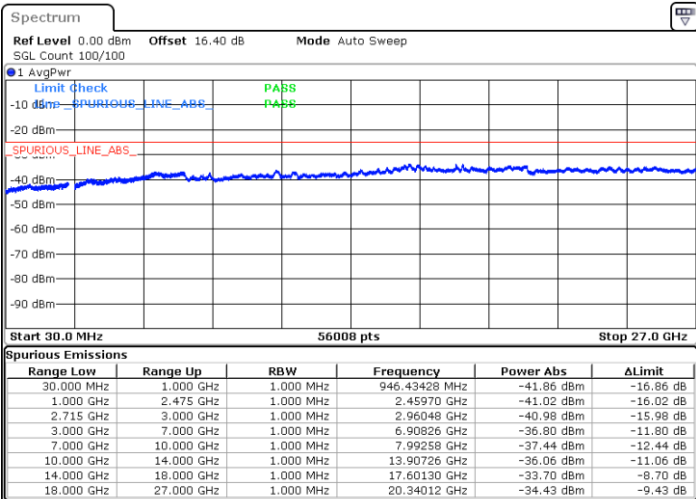


Date: 22.SEP.2020 19:29:36

Date: 22.SEP.2020 19:33:08

Middle Channel / QPSK

Middle Channel / 16QAM



Date: 22.SEP.2020 19:33:59

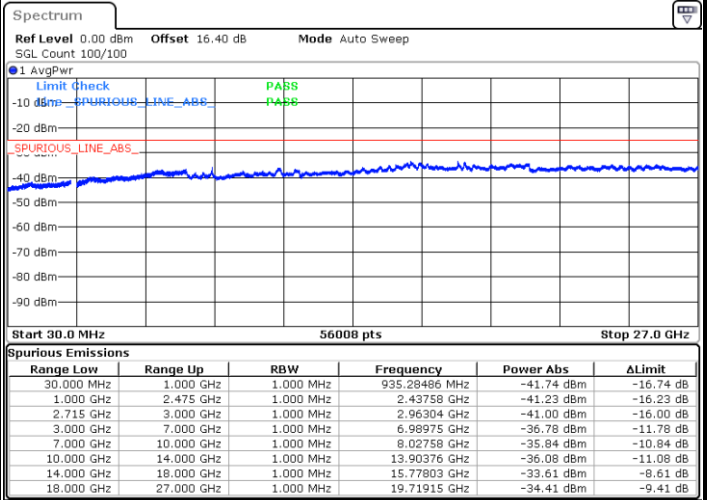
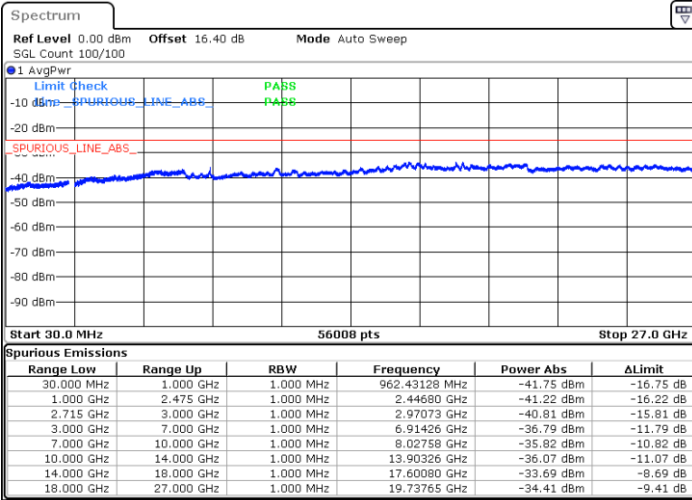
Date: 22.SEP.2020 19:34:49



LTE Band 41 / 15MHz

Highest Channel / QPSK

Highest Channel / 16QAM



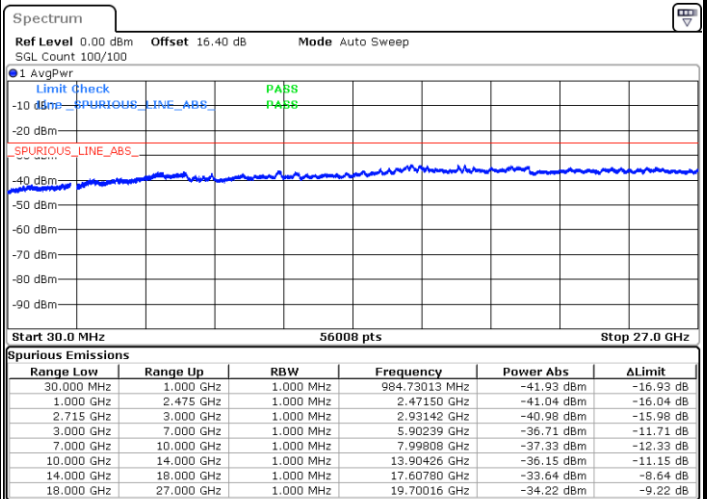
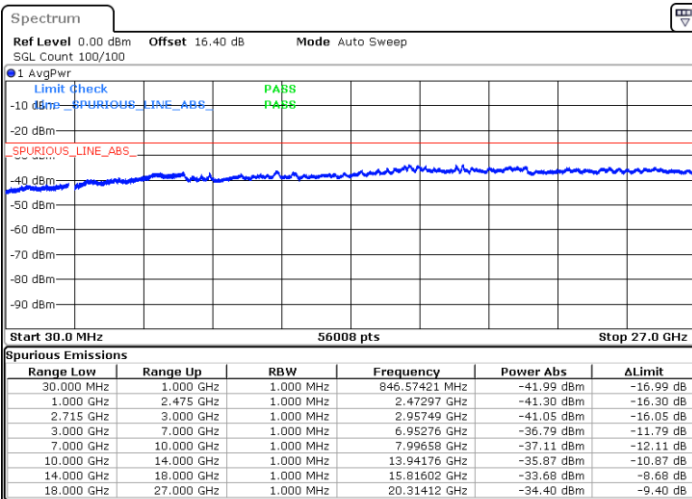
Date: 22.SEP.2020 19:35:39

Date: 22.SEP.2020 19:36:30

LTE Band 41 / 20MHz

Lowest Channel / QPSK

Lowest Channel / 16QAM



Date: 22.SEP.2020 19:37:21

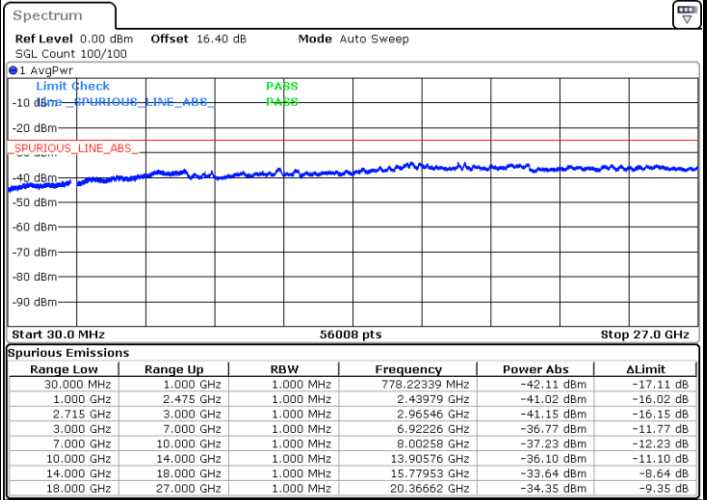
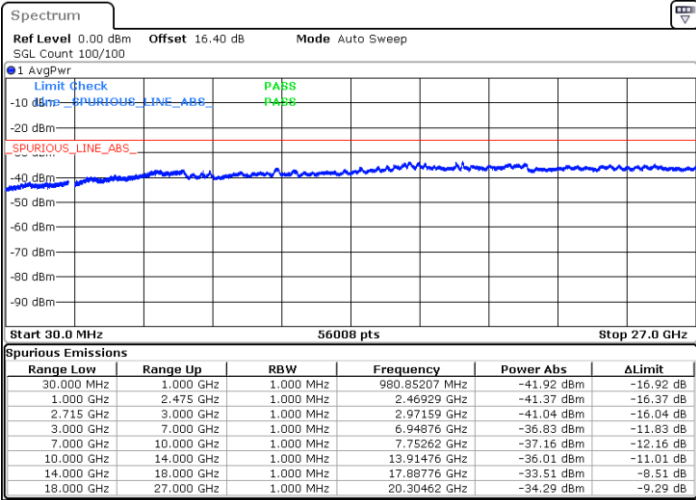
Date: 22.SEP.2020 19:38:12



LTE Band 41 / 20MHz

Middle Channel / QPSK

Middle Channel / 16QAM

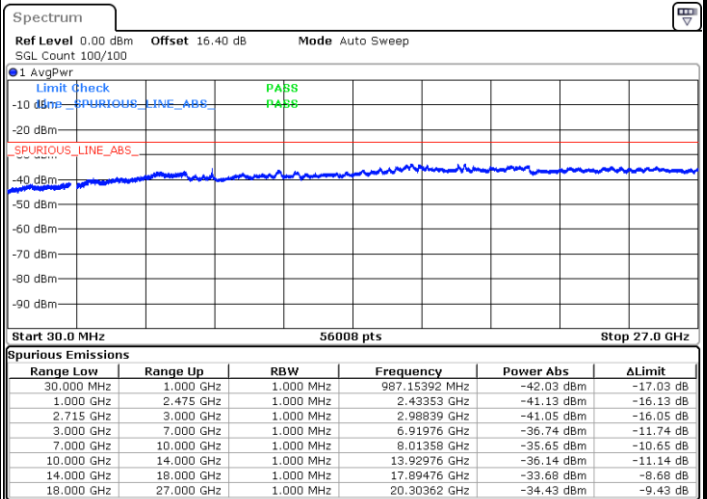
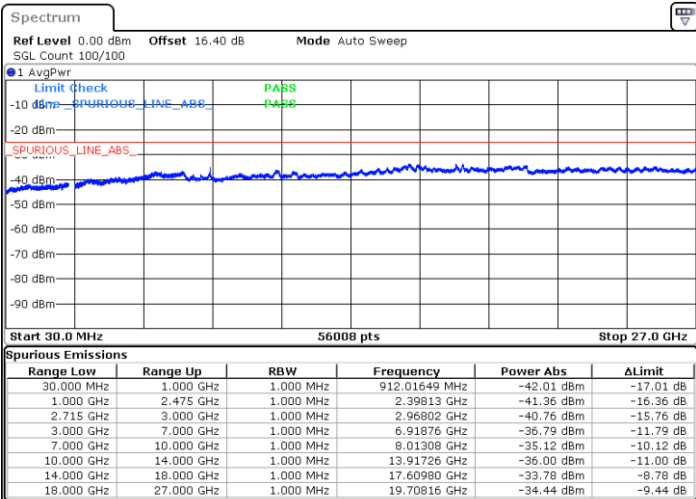


Date: 22.SEP.2020 19:39:03

Date: 22.SEP.2020 19:39:53

Highest Channel / QPSK

Highest Channel / 16QAM



Date: 22.SEP.2020 19:40:43

Date: 22.SEP.2020 19:41:34



Frequency Stability

Test Conditions		LTE Band 41 (QPSK) / Middle Channel	Limit
Temperature (°C)	Voltage (Volt)	BW 10MHz	Note 2.
		Deviation (ppm)	Result
50	Normal Voltage	0.0034	PASS
40	Normal Voltage	0.0017	
30	Normal Voltage	0.0051	
20(Ref.)	Normal Voltage	0.0000	
10	Normal Voltage	0.0034	
0	Normal Voltage	0.0041	
-10	Normal Voltage	0.0008	
-20	Normal Voltage	0.0010	
-30	Normal Voltage	0.0014	
20	Maximum Voltage	0.0022	
20	Normal Voltage	0.0034	
20	Battery End Point	0.0002	

Note:

1. Normal Voltage =3.8 V. ; Battery End Point (BEP) =3.4 V. ; Maximum Voltage =4.2 V.
2. Note: The frequency fundamental emissions stay within the authorized frequency block.



Appendix B. Test Results of ERP/EIRP and Radiated Test

ERP/EIRP

LTE Band 2 / 1.4MHz (Average) (GT - LC = 1.7 dB)							
Channel	Mode	RB		Conducted		EIRP	
		Size	Offset	Power (dBm)	Power (Watts)	EIRP(dBm)	EIRP(W)
Lowest	QPSK	3	3	23.76	0.2377	25.46	0.3516
Middle		3	3	23.81	0.2404	25.51	0.3556
Highest		3	3	23.67	0.2328	25.37	0.3443
Lowest	16QAM	1	3	23.08	0.2032	24.78	0.3006
Middle		1	3	23.09	0.2037	24.79	0.3013
Highest		1	3	22.87	0.1936	24.57	0.2864
Lowest	64QAM	3	3	21.91	0.1552	23.61	0.2296
Middle		3	3	22.08	0.1614	23.78	0.2388
Highest		3	3	21.83	0.1524	23.53	0.2254
Limit	EIRP < 2W			Result		PASS	

LTE Band 2 / 3MHz (Average) (GT - LC = 1.7 dB)							
Channel	Mode	RB		Conducted		EIRP	
		Size	Offset	Power (dBm)	Power (Watts)	EIRP(dBm)	EIRP(W)
Lowest	QPSK	1	0	23.76	0.2377	25.46	0.3516
Middle		1	0	23.78	0.2388	25.48	0.3532
Highest		1	0	23.77	0.2382	25.47	0.3524
Lowest	16QAM	1	0	23.02	0.2004	24.72	0.2965
Middle		1	0	22.95	0.1972	24.65	0.2917
Highest		1	0	22.72	0.1871	24.42	0.2767
Lowest	64QAM	1	0	22.09	0.1618	23.79	0.2393
Middle		1	0	22.04	0.1600	23.74	0.2366
Highest		1	0	21.73	0.1489	23.43	0.2203
Limit	EIRP < 2W			Result		PASS	

LTE Band 2 / 5MHz (Average) (GT - LC = 1.7 dB)							
Channel	Mode	RB		Conducted		EIRP	
		Size	Offset	Power (dBm)	Power (Watts)	EIRP(dBm)	EIRP(W)
Lowest	QPSK	1	0	23.81	0.2404	25.51	0.3556
Middle		1	0	23.85	0.2427	25.55	0.3589
Highest		1	0	23.86	0.2432	25.56	0.3597
Lowest	16QAM	1	0	23.14	0.2061	24.84	0.3048
Middle		1	0	23.06	0.2023	24.76	0.2992
Highest		1	0	22.82	0.1914	24.52	0.2831
Lowest	64QAM	1	0	22.14	0.1637	23.84	0.2421
Middle		1	0	22.07	0.1611	23.77	0.2382
Highest		1	0	21.82	0.1521	23.52	0.2249
Limit	EIRP < 2W			Result		PASS	



LTE Band 2 / 10MHz (Average) (GT - LC = 1.7 dB)							
Channel	Mode	RB		Conducted		EIRP	
		Size	Offset	Power (dBm)	Power (Watts)	EIRP(dBm)	EIRP(W)
Lowest	QPSK	1	0	23.89	0.2449	25.59	0.3622
Middle		1	0	23.90	0.2455	25.60	0.3631
Highest		1	0	23.93	0.2472	25.63	0.3656
Lowest	16QAM	1	0	23.25	0.2113	24.95	0.3126
Middle		1	0	23.15	0.2065	24.85	0.3055
Highest		1	0	22.94	0.1968	24.64	0.2911
Lowest	64QAM	1	0	22.17	0.1648	23.87	0.2438
Middle		1	0	22.12	0.1629	23.82	0.2410
Highest		1	0	21.94	0.1563	23.64	0.2312
Limit	EIRP < 2W			Result		PASS	

LTE Band 2 / 15MHz (Average) (GT - LC = 1.7 dB)							
Channel	Mode	RB		Conducted		EIRP	
		Size	Offset	Power (dBm)	Power (Watts)	EIRP(dBm)	EIRP(W)
Lowest	QPSK	1	0	23.94	0.2477	25.64	0.3664
Middle		1	0	24.01	0.2518	25.71	0.3724
Highest		1	0	24.06	0.2547	25.76	0.3767
Lowest	16QAM	1	0	23.35	0.2163	25.05	0.3199
Middle		1	0	23.27	0.2123	24.97	0.3141
Highest		1	0	23.07	0.2028	24.77	0.2999
Lowest	64QAM	1	0	22.20	0.1660	23.90	0.2455
Middle		1	0	22.23	0.1671	23.93	0.2472
Highest		1	0	22.04	0.1600	23.74	0.2366
Limit	EIRP < 2W			Result		PASS	

LTE Band 2 / 20MHz (Average) (GT - LC = 1.7 dB)							
Channel	Mode	RB		Conducted		EIRP	
		Size	Offset	Power (dBm)	Power (Watts)	EIRP(dBm)	EIRP(W)
Lowest	QPSK	1	0	23.99	0.2506	25.69	0.3707
Middle		1	0	24.13	0.2588	25.83	0.3828
Highest		1	0	24.12	0.2582	25.82	0.3819
Lowest	16QAM	1	0	23.39	0.2183	25.09	0.3228
Middle		1	0	23.37	0.2173	25.07	0.3214
Highest		1	0	23.17	0.2075	24.87	0.3069
Lowest	64QAM	1	0	22.31	0.1702	24.01	0.2518
Middle		1	0	22.32	0.1706	24.02	0.2523
Highest		1	0	22.08	0.1614	23.78	0.2388
Limit	EIRP < 2W			Result		PASS	



LTE Band 4 / 1.4MHz (Average) (GT - LC = 3.04 dB)							
Channel	Mode	RB		Conducted		EIRP	
		Size	Offset	Power (dBm)	Power (Watts)	EIRP(dBm)	EIRP(W)
Lowest	QPSK	1	0	23.63	0.2307	26.67	0.4645
Middle		1	0	23.79	0.2393	26.83	0.4819
Highest		1	0	23.85	0.2427	26.89	0.4887
Lowest	16QAM	1	0	22.89	0.1945	25.93	0.3917
Middle		1	0	22.92	0.1959	25.96	0.3945
Highest		1	0	22.65	0.1841	25.69	0.3707
Lowest	64QAM	1	0	21.79	0.1510	24.83	0.3041
Middle		1	0	21.89	0.1545	24.93	0.3112
Highest		1	0	21.63	0.1455	24.67	0.2931
Limit	EIRP < 1W			Result		PASS	

LTE Band 4 / 3MHz (Average) (GT - LC = 3.04 dB)							
Channel	Mode	RB		Conducted		EIRP	
		Size	Offset	Power (dBm)	Power (Watts)	EIRP(dBm)	EIRP(W)
Lowest	QPSK	1	0	23.72	0.2355	26.76	0.4742
Middle		1	0	23.78	0.2388	26.82	0.4808
Highest		1	0	23.84	0.2421	26.88	0.4875
Lowest	16QAM	1	0	22.90	0.1950	25.94	0.3926
Middle		1	0	22.91	0.1954	25.95	0.3936
Highest		1	0	22.73	0.1875	25.77	0.3776
Lowest	64QAM	1	0	21.89	0.1545	24.93	0.3112
Middle		1	0	21.93	0.1560	24.97	0.3141
Highest		1	0	21.64	0.1459	24.68	0.2938
Limit	EIRP < 1W			Result		PASS	

LTE Band 4 / 5MHz (Average) (GT - LC = 3.04 dB)							
Channel	Mode	RB		Conducted		EIRP	
		Size	Offset	Power (dBm)	Power (Watts)	EIRP(dBm)	EIRP(W)
Lowest	QPSK	1	0	23.74	0.2366	26.78	0.4764
Middle		1	0	23.71	0.2350	26.75	0.4732
Highest		1	0	23.85	0.2427	26.89	0.4887
Lowest	16QAM	1	0	22.94	0.1968	25.98	0.3963
Middle		1	0	22.98	0.1986	26.02	0.3999
Highest		1	0	22.72	0.1871	25.76	0.3767
Lowest	64QAM	1	0	21.86	0.1535	24.90	0.3090
Middle		1	0	21.91	0.1552	24.95	0.3126
Highest		1	0	21.61	0.1449	24.65	0.2917
Limit	EIRP < 1W			Result		PASS	



LTE Band 4 / 10MHz (Average) (GT - LC = 3.04 dB)							
Channel	Mode	RB		Conducted		EIRP	
		Size	Offset	Power (dBm)	Power (Watts)	EIRP(dBm)	EIRP(W)
Lowest	QPSK	1	0	23.70	0.2344	26.74	0.4721
Middle		1	0	23.73	0.2360	26.77	0.4753
Highest		1	0	23.82	0.2410	26.86	0.4853
Lowest	16QAM	1	0	22.96	0.1977	26.00	0.3981
Middle		1	0	22.96	0.1977	26.00	0.3981
Highest		1	0	22.71	0.1866	25.75	0.3758
Lowest	64QAM	1	0	21.83	0.1524	24.87	0.3069
Middle		1	0	21.88	0.1542	24.92	0.3105
Highest		1	0	21.65	0.1462	24.69	0.2944
Limit	EIRP < 1W		Result		PASS		

LTE Band 4 / 15MHz (Average) (GT - LC = 3.04 dB)							
Channel	Mode	RB		Conducted		EIRP	
		Size	Offset	Power (dBm)	Power (Watts)	EIRP(dBm)	EIRP(W)
Lowest	QPSK	1	0	23.71	0.2350	26.75	0.4732
Middle		1	0	23.73	0.2360	26.77	0.4753
Highest		1	0	23.81	0.2404	26.85	0.4842
Lowest	16QAM	1	0	22.89	0.1945	25.93	0.3917
Middle		1	0	22.91	0.1954	25.95	0.3936
Highest		1	0	22.69	0.1858	25.73	0.3741
Lowest	64QAM	1	0	21.80	0.1514	24.84	0.3048
Middle		1	0	21.87	0.1538	24.91	0.3097
Highest		1	0	21.66	0.1466	24.70	0.2951
Limit	EIRP < 1W		Result		PASS		

LTE Band 4 / 20MHz (Average) (GT - LC = 3.04 dB)							
Channel	Mode	RB		Conducted		EIRP	
		Size	Offset	Power (dBm)	Power (Watts)	EIRP(dBm)	EIRP(W)
Lowest	QPSK	1	0	23.72	0.2355	26.76	0.4742
Middle		1	0	23.87	0.2438	26.91	0.4909
Highest		1	0	23.86	0.2432	26.90	0.4898
Lowest	16QAM	1	0	22.94	0.1968	25.98	0.3963
Middle		1	0	22.96	0.1977	26.00	0.3981
Highest		1	0	22.70	0.1862	25.74	0.3750
Lowest	64QAM	1	0	21.84	0.1528	24.88	0.3076
Middle		1	0	21.89	0.1545	24.93	0.3112
Highest		1	0	21.66	0.1466	24.70	0.2951
Limit	EIRP < 1W		Result		PASS		



LTE Band 5 / 1.4MHz (Average) (GT - LC = 2.2 dB)							
Channel	Mode	RB		Conducted		ERP	
		Size	Offset	Power (dBm)	Power (Watts)	ERP(dBm)	ERP(W)
Lowest	QPSK	3	0	23.96	0.2489	24.01	0.2518
Middle		3	0	24.12	0.2582	24.17	0.2612
Highest		3	0	23.87	0.2438	23.92	0.2466
Lowest	16QAM	1	0	23.07	0.2028	23.12	0.2051
Middle		1	0	23.14	0.2061	23.19	0.2084
Highest		1	0	23.09	0.2037	23.14	0.2061
Lowest	64QAM	3	0	22.12	0.1629	22.17	0.1648
Middle		3	0	22.08	0.1614	22.13	0.1633
Highest		3	0	21.92	0.1556	21.97	0.1574
Limit	ERP < 7W			Result		PASS	

LTE Band 5 / 3MHz (Average) (GT - LC = 2.2 dB)							
Channel	Mode	RB		Conducted		ERP	
		Size	Offset	Power (dBm)	Power (Watts)	ERP(dBm)	ERP(W)
Lowest	QPSK	1	8	23.82	0.2410	23.87	0.2438
Middle		1	8	23.95	0.2483	24.00	0.2512
Highest		1	8	23.93	0.2472	23.98	0.2500
Lowest	16QAM	1	8	23.15	0.2065	23.20	0.2089
Middle		1	8	23.21	0.2094	23.26	0.2118
Highest		1	8	23.18	0.2080	23.23	0.2104
Lowest	64QAM	1	8	22.04	0.1600	22.09	0.1618
Middle		1	8	22.18	0.1652	22.23	0.1671
Highest		1	8	22.16	0.1644	22.21	0.1663
Limit	ERP < 7W			Result		PASS	

LTE Band 5 / 5MHz (Average) (GT - LC = 2.2 dB)							
Channel	Mode	RB		Conducted		ERP	
		Size	Offset	Power (dBm)	Power (Watts)	ERP(dBm)	ERP(W)
Lowest	QPSK	1	12	23.89	0.2449	23.94	0.2477
Middle		1	12	23.85	0.2427	23.90	0.2455
Highest		1	12	23.93	0.2472	23.98	0.2500
Lowest	16QAM	1	12	23.09	0.2037	23.14	0.2061
Middle		1	12	23.23	0.2104	23.28	0.2128
Highest		1	12	23.19	0.2084	23.24	0.2109
Lowest	64QAM	1	12	22.07	0.1611	22.12	0.1629
Middle		1	12	22.20	0.1660	22.25	0.1679
Highest		1	12	22.10	0.1622	22.15	0.1641
Limit	ERP < 7W			Result		PASS	



LTE Band 5 / 10MHz (Average) (GT - LC = 2.2 dB)							
Channel	Mode	RB		Conducted		ERP	
		Size	Offset	Power (dBm)	Power (Watts)	ERP(dBm)	ERP(W)
Lowest	QPSK	1	0	23.97	0.2495	24.02	0.2523
Middle		1	0	24.13	0.2588	24.18	0.2618
Highest		1	0	23.95	0.2483	24.00	0.2512
Lowest	16QAM	1	0	23.16	0.2070	23.21	0.2094
Middle		1	0	23.23	0.2104	23.28	0.2128
Highest		1	0	23.10	0.2042	23.15	0.2065
Lowest	64QAM	1	0	22.13	0.1633	22.18	0.1652
Middle		1	0	22.15	0.1641	22.20	0.1660
Highest		1	0	21.98	0.1578	22.03	0.1596
Limit	ERP < 7W			Result		PASS	



LTE Band 7 / 5MHz (Average) (GT - LC = 2.8 dB)							
Channel	Mode	RB		Conducted		EIRP	
		Size	Offset	Power (dBm)	Power (Watts)	EIRP(dBm)	EIRP(W)
Lowest	QPSK	1	0	23.37	0.2173	26.17	0.4140
Middle		1	0	23.48	0.2228	26.28	0.4246
Highest		1	0	23.25	0.2113	26.05	0.4027
Lowest	16QAM	1	24	22.87	0.1936	25.67	0.3690
Middle		1	24	22.81	0.1910	25.61	0.3639
Highest		1	24	22.46	0.1762	25.26	0.3357
Lowest	64QAM	1	24	21.86	0.1535	24.66	0.2924
Middle		1	24	21.62	0.1452	24.42	0.2767
Highest		1	24	21.37	0.1371	24.17	0.2612
Limit	EIRP < 2W			Result		PASS	

LTE Band 7 / 10MHz (Average) (GT - LC = 2.8 dB)							
Channel	Mode	RB		Conducted		EIRP	
		Size	Offset	Power (dBm)	Power (Watts)	EIRP(dBm)	EIRP(W)
Lowest	QPSK	1	0	23.45	0.2213	26.25	0.4217
Middle		1	0	23.48	0.2228	26.28	0.4246
Highest		1	0	23.18	0.2080	25.98	0.3963
Lowest	16QAM	1	49	22.90	0.1950	25.70	0.3715
Middle		1	49	22.73	0.1875	25.53	0.3573
Highest		1	49	22.47	0.1766	25.27	0.3365
Lowest	64QAM	1	49	21.84	0.1528	24.64	0.2911
Middle		1	49	21.62	0.1452	24.42	0.2767
Highest		1	49	21.40	0.1380	24.20	0.2630
Limit	EIRP < 2W			Result		PASS	

LTE Band 7 / 15MHz (Average) (GT - LC = 2.8 dB)							
Channel	Mode	RB		Conducted		EIRP	
		Size	Offset	Power (dBm)	Power (Watts)	EIRP(dBm)	EIRP(W)
Lowest	QPSK	1	37	23.40	0.2188	26.20	0.4169
Middle		1	37	23.50	0.2239	26.30	0.4266
Highest		1	37	23.11	0.2046	25.91	0.3899
Lowest	16QAM	1	74	22.90	0.1950	25.70	0.3715
Middle		1	74	22.71	0.1866	25.51	0.3556
Highest		1	74	22.50	0.1778	25.30	0.3388
Lowest	64QAM	1	74	21.83	0.1524	24.63	0.2904
Middle		1	74	21.72	0.1486	24.52	0.2831
Highest		1	74	21.39	0.1377	24.19	0.2624
Limit	EIRP < 2W			Result		PASS	



LTE Band 7 / 20MHz (Average) (GT - LC = 2.8 dB)							
Channel	Mode	RB		Conducted		EIRP	
		Size	Offset	Power (dBm)	Power (Watts)	EIRP(dBm)	EIRP(W)
Lowest	QPSK	1	0	23.46	0.2218	26.26	0.4227
Middle		1	0	23.58	0.2280	26.38	0.4345
Highest		1	0	23.27	0.2123	26.07	0.4046
Lowest	16QAM	1	99	22.89	0.1945	25.69	0.3707
Middle		1	99	22.81	0.1910	25.61	0.3639
Highest		1	99	22.54	0.1795	25.34	0.3420
Lowest	64QAM	1	99	21.78	0.1507	24.58	0.2871
Middle		1	99	21.72	0.1486	24.52	0.2831
Highest		1	99	21.40	0.1380	24.20	0.2630
Limit	EIRP < 2W			Result		PASS	



LTE Band 41 / 5MHz (Average) (GT - LC = 2.8 dB)							
Channel	Mode	RB		Conducted		EIRP	
		Size	Offset	Power (dBm)	Power (Watts)	EIRP(dBm)	EIRP(W)
Lowest	QPSK	1	0	23.61	0.2296	26.41	0.4375
Middle		1	0	23.85	0.2427	26.65	0.4624
Highest		1	0	23.65	0.2317	26.45	0.4416
Lowest	16QAM	1	12	22.78	0.1897	25.58	0.3614
Middle		1	12	22.85	0.1928	25.65	0.3673
Highest		1	12	22.85	0.1928	25.65	0.3673
Lowest	64QAM	1	12	21.36	0.1368	24.16	0.2606
Middle		1	12	21.50	0.1413	24.30	0.2692
Highest		1	12	21.52	0.1419	24.32	0.2704
Limit	EIRP < 2W			Result		PASS	

LTE Band 41 / 10MHz (Average) (GT - LC = 2.8 dB)							
Channel	Mode	RB		Conducted		EIRP	
		Size	Offset	Power (dBm)	Power (Watts)	EIRP(dBm)	EIRP(W)
Lowest	QPSK	1	0	23.65	0.2317	26.45	0.4416
Middle		1	0	23.87	0.2438	26.67	0.4645
Highest		1	0	23.73	0.2360	26.53	0.4498
Lowest	16QAM	1	25	22.72	0.1871	25.52	0.3565
Middle		1	25	22.91	0.1954	25.71	0.3724
Highest		1	25	22.90	0.1950	25.70	0.3715
Lowest	64QAM	1	25	21.33	0.1358	24.13	0.2588
Middle		1	25	21.49	0.1409	24.29	0.2685
Highest		1	25	21.45	0.1396	24.25	0.2661
Limit	EIRP < 2W			Result		PASS	

LTE Band 41 / 15MHz (Average) (GT - LC = 2.8 dB)							
Channel	Mode	RB		Conducted		EIRP	
		Size	Offset	Power (dBm)	Power (Watts)	EIRP(dBm)	EIRP(W)
Lowest	QPSK	1	0	23.64	0.2312	26.44	0.4406
Middle		1	0	23.87	0.2438	26.67	0.4645
Highest		1	0	23.63	0.2307	26.43	0.4395
Lowest	16QAM	1	37	22.72	0.1871	25.52	0.3565
Middle		1	37	22.91	0.1954	25.71	0.3724
Highest		1	37	22.81	0.1910	25.61	0.3639
Lowest	64QAM	1	37	21.39	0.1377	24.19	0.2624
Middle		1	37	21.48	0.1406	24.28	0.2679
Highest		1	37	21.42	0.1387	24.22	0.2642
Limit	EIRP < 2W			Result		PASS	



LTE Band 41 / 20MHz (Average) (GT - LC = 2.8 dB)							
Channel	Mode	RB		Conducted		EIRP	
		Size	Offset	Power (dBm)	Power (Watts)	EIRP(dBm)	EIRP(W)
Lowest	QPSK	1	0	23.77	0.2382	26.57	0.4539
Middle		1	0	23.75	0.2371	26.55	0.4519
Highest		1	0	24.01	0.2518	26.81	0.4797
Lowest	16QAM	1	49	22.77	0.1892	25.57	0.3606
Middle		1	49	22.90	0.1950	25.70	0.3715
Highest		1	49	22.85	0.1928	25.65	0.3673
Lowest	64QAM	1	49	21.38	0.1374	24.18	0.2618
Middle		1	49	21.47	0.1403	24.27	0.2673
Highest		1	49	21.45	0.1396	24.25	0.2661
Limit	EIRP < 2W			Result		PASS	



LTE Band 38 / 5MHz (Peak) (GT - LC = 2.8 dB)							
Channel	Mode	RB		Conducted		EIRP	
		Size	Offset	Power (dBm)	Power (Watts)	EIRP(dBm)	EIRP(W)
Lowest	QPSK	1	0	23.73	0.2360	26.53	0.4498
Middle		1	0	23.54	0.2259	26.34	0.4305
Highest		1	0	23.52	0.2249	26.32	0.4285
Lowest	16QAM	1	0	22.86	0.1932	25.66	0.3681
Middle		1	0	22.70	0.1862	25.50	0.3548
Highest		1	0	22.74	0.1879	25.54	0.3581
Lowest	64QAM	1	0	21.48	0.1406	24.28	0.2679
Middle		1	0	21.31	0.1352	24.11	0.2576
Highest		1	0	21.25	0.1334	24.05	0.2541
Limit	EIRP < 2W			Result		PASS	

LTE Band 38 / 10MHz (Peak) (GT - LC = 2.8 dB)							
Channel	Mode	RB		Conducted		EIRP	
		Size	Offset	Power (dBm)	Power (Watts)	EIRP(dBm)	EIRP(W)
Lowest	QPSK	1	0	23.66	0.2323	26.46	0.4426
Middle		1	0	23.61	0.2296	26.41	0.4375
Highest		1	0	23.58	0.2280	26.38	0.4345
Lowest	16QAM	1	0	22.79	0.1901	25.59	0.3622
Middle		1	0	22.74	0.1879	25.54	0.3581
Highest		1	0	22.70	0.1862	25.50	0.3548
Lowest	64QAM	1	0	21.47	0.1403	24.27	0.2673
Middle		1	0	21.36	0.1368	24.16	0.2606
Highest		1	0	21.26	0.1337	24.06	0.2547
Limit	EIRP < 2W			Result		PASS	

LTE Band 38 / 15MHz (Peak) (GT - LC = 2.8 dB)							
Channel	Mode	RB		Conducted		EIRP	
		Size	Offset	Power (dBm)	Power (Watts)	EIRP(dBm)	EIRP(W)
Lowest	QPSK	1	0	23.69	0.2339	26.49	0.4457
Middle		1	0	23.53	0.2254	26.33	0.4295
Highest		1	0	23.58	0.2280	26.38	0.4345
Lowest	16QAM	1	0	22.82	0.1914	25.62	0.3648
Middle		1	0	22.74	0.1879	25.54	0.3581
Highest		1	0	22.73	0.1875	25.53	0.3573
Lowest	64QAM	1	0	21.46	0.1400	24.26	0.2667
Middle		1	0	21.34	0.1361	24.14	0.2594
Highest		1	0	21.33	0.1358	24.13	0.2588
Limit	EIRP < 2W			Result		PASS	



LTE Band 38 / 20MHz (Peak) (GT - LC = 2.8 dB)							
Channel	Mode	RB		Conducted		EIRP	
		Size	Offset	Power (dBm)	Power (Watts)	EIRP(dBm)	EIRP(W)
Lowest	QPSK	1	0	23.76	0.2377	26.56	0.4529
Middle		1	0	23.77	0.2382	26.57	0.4539
Highest		1	0	23.62	0.2301	26.42	0.4385
Lowest	16QAM	1	0	22.79	0.1901	25.59	0.3622
Middle		1	0	22.67	0.1849	25.47	0.3524
Highest		1	0	22.72	0.1871	25.52	0.3565
Lowest	64QAM	1	49	21.43	0.1390	24.23	0.2649
Middle		1	49	21.23	0.1327	24.03	0.2529
Highest		1	49	21.18	0.1312	23.98	0.2500
Limit	EIRP < 2W			Result		PASS	



Radiated Spurious Emission

LTE Band 2

LTE Band 2 / 20MHz / QPSK									
Channel	Frequency (MHz)	EIRP (dBm)	Limit (dBm)	Over Limit (dB)	SPA Reading (dBm)	S.G. Power (dBm)	TX Cable loss (dB)	TX Antenna Gain (dBi)	Polarization (H/V)
Lowest	3702	-57.58	-13	-44.58	-78.34	-64.15	1.67	8.24	H
	5556	-52.32	-13	-39.32	-77.32	-59.39	2.66	9.72	H
	7410	-54.85	-13	-41.85	-82.35	-64.01	2.46	11.62	H
									H
									H
	3702	-57.84	-13	-44.84	-78.55	-64.41	1.67	8.24	V
	5556	-51.64	-13	-38.64	-76.71	-58.71	2.66	9.72	V
	7410	-54.73	-13	-41.73	-82.36	-63.89	2.46	11.62	V
									V
									V
Middle	3744	-59.21	-13	-46.21	-79.88	-65.82	1.68	8.29	H
	5616	-55.66	-13	-42.66	-80.83	-62.71	2.69	9.75	H
	7488	-54.87	-13	-41.87	-82.41	-64.21	2.43	11.78	H
									H
									H
	3744	-59.11	-13	-46.11	-79.79	-65.72	1.68	8.29	V
	5616	-55.52	-13	-42.52	-80.66	-62.57	2.69	9.75	V
	7488	-53.87	-13	-40.87	-81.72	-63.21	2.43	11.78	V
									V
									V



Highest	3786	-59.57	-13	-46.57	-80.18	-66.22	1.69	8.34	H
	5676	-55.08	-13	-42.08	-80.43	-62.12	2.73	9.77	H
	7566	-54.29	-13	-41.29	-81.98	-63.72	2.41	11.84	H
									H
									H
	3786	-59.51	-13	-46.51	-80.22	-66.16	1.69	8.34	V
	5676	-54.79	-13	-41.79	-80.05	-61.83	2.73	9.77	V
	7566	-54.14	-13	-41.14	-82.28	-63.57	2.41	11.84	V
									V
									V

Remark: Spurious emissions within 30-1000MHz were found more than 20dB below limit line.



LTE Band 4

LTE Band 4 / 20MHz / QPSK									
Channel	Frequency (MHz)	EIRP (dBm)	Limit (dBm)	Over Limit (dB)	SPA Reading (dBm)	S.G. Power (dBm)	TX Cable loss (dB)	TX Antenna Gain (dBi)	Polarization (H/V)
Lowest	3420	-57.17	-13	-44.17	-77.86	-63.24	1.58	7.65	H
	5136	-53.28	-13	-40.28	-77.24	-60.56	2.42	9.70	H
	6840	-54.32	-13	-41.32	-81.33	-62.29	2.64	10.61	H
									H
									H
	3420	-57.48	-13	-44.48	-78.22	-63.55	1.58	7.65	V
	5136	-55.86	-13	-42.86	-79.66	-63.14	2.42	9.70	V
	6840	-54.52	-13	-41.52	-81.48	-62.49	2.64	10.61	V
									V
									V
Middle	3444	-57.49	-13	-44.49	-78.34	-63.66	1.59	7.75	H
	5167	-50.14	-13	-37.14	-74.2	-57.41	2.43	9.70	H
	6890	-54.27	-13	-41.27	-81.36	-62.31	2.63	10.67	H
									H
									H
	3444	-57.27	-13	-44.27	-78.09	-63.44	1.59	7.75	V
	5167	-49.08	-13	-36.08	-72.99	-56.35	2.43	9.70	V
	6890	-54.53	-13	-41.53	-81.59	-62.57	2.63	10.67	V
									V
									V



Highest	3470	-57.24	-13	-44.24	-78.17	-63.51	1.59	7.87	H
	5208	-48.44	-13	-35.44	-72.64	-55.68	2.46	9.70	H
	6940	-53.88	-13	-40.88	-81.09	-62	2.61	10.73	H
									H
									H
	3470	-57.36	-13	-44.36	-78.22	-63.63	1.59	7.87	V
	5208	-49.09	-13	-36.09	-73.16	-56.33	2.46	9.70	V
	6940	-54.28	-13	-41.28	-81.49	-62.4	2.61	10.73	V
									V
									V

Remark: Spurious emissions within 30-1000MHz were found more than 20dB below limit line.



LTE Band 5

LTE Band 5 / 10MHz / QPSK									
Channel	Frequency (MHz)	ERP (dBm)	Limit (dBm)	Over Limit (dB)	SPA Reading (dBm)	S.G. Power (dBm)	TX Cable loss (dB)	TX Antenna Gain (dBi)	Polarization (H/V)
Lowest	1648	-46.56	-13	-33.56	-58.76	-48.32	0.98	4.89	H
	2472	-58.66	-13	-45.66	-75.98	-60.54	1.28	5.32	H
	3296	-57.77	-13	-44.77	-77.28	-61.18	1.54	7.10	H
									H
									H
	1648	-44.69	-13	-31.69	-57.36	-46.45	0.98	4.89	V
	2472	-57.80	-13	-44.80	-75.56	-59.68	1.28	5.32	V
	3296	-57.49	-13	-44.49	-77.33	-60.9	1.54	7.10	V
									V
									V
Middle	1664	-52.99	-13	-39.99	-65.34	-54.70	0.98	4.84	H
	2494	-58.65	-13	-45.65	-76.02	-60.59	1.29	5.38	H
	3326	-57.59	-13	-44.59	-77.29	-61.12	1.55	7.23	H
									H
									H
	1664	-46.18	-13	-33.18	-59	-47.89	0.98	4.84	V
	2494	-57.63	-13	-44.63	-75.45	-59.57	1.29	5.38	V
	3326	-57.58	-13	-44.58	-77.53	-61.11	1.55	7.23	V
									V
									V



Highest	1680	-53.65	-13	-40.65	-66.14	-55.3	0.99	4.80	H
	2517	-58.12	-13	-45.12	-75.52	-60.09	1.30	5.41	H
	3356	-57.42	-13	-44.42	-77.3	-61.08	1.56	7.37	H
									H
									H
	1680	-46.32	-13	-33.32	-59.27	-47.97	0.99	4.80	V
	2517	-58.16	-13	-45.16	-76.02	-60.13	1.30	5.41	V
	3356	-57.65	-13	-44.65	-77.6	-61.31	1.56	7.37	V
									V
									V

Remark: Spurious emissions within 30-1000MHz were found more than 20dB below limit line.



LTE Band 7

LTE Band 7 / 20MHz / QPSK									
Channel	Frequency (MHz)	EIRP (dBm)	Limit (dBm)	Over Limit (dB)	SPA Reading (dBm)	S.G. Power (dBm)	TX Cable loss (dB)	TX Antenna Gain (dBi)	Polarization (H/V)
Lowest	5004	-54.18	-25	-29.18	-77.63	-61.54	2.34	9.70	H
	7506	-49.14	-25	-24.14	-76.8	-58.52	2.43	11.80	H
	10008	-47.30	-25	-22.30	-79.43	-56.81	2.70	12.20	H
									H
									H
	5004	-57.73	-25	-32.73	-81	-65.09	2.34	9.70	V
	7506	-51.89	-25	-26.89	-79.81	-61.27	2.43	11.80	V
	10008	-48.93	-25	-23.93	-80.99	-58.44	2.70	12.20	V
									V
									V
Middle	5052	-52.48	-25	-27.48	-76.16	-59.81	2.37	9.70	H
	7578	-50.27	-25	-25.27	-78.08	-59.71	2.40	11.85	H
	10098	-48.52	-25	-23.52	-80.71	-58.06	2.70	12.24	H
									H
									H
	5052	-57.69	-25	-32.69	-81.06	-65.02	2.37	9.70	V
	7578	-52.49	-25	-27.49	-80.44	-61.93	2.40	11.85	V
	10098	-50.52	-25	-25.52	-82.73	-60.06	2.70	12.24	V
									V
									V



Highest	5100	-52.74	-25	-27.74	-76.55	-60.05	2.39	9.70	H
	7656	-48.82	-25	-23.82	-76.92	-58.33	2.38	11.89	H
	10206	-49.56	-25	-24.56	-82.18	-59.15	2.70	12.28	H
									H
									H
	5100	-56.97	-25	-31.97	-80.55	-64.28	2.39	9.70	V
	7656	-50.71	-25	-25.71	-79.01	-60.22	2.38	11.89	V
	10206	-50.59	-25	-25.59	-51.48	-60.18	2.70	12.28	V
									V
									V

Remark: Spurious emissions within 30-1000MHz were found more than 20dB below limit line.



LTE Band 38

LTE Band 38 / 20MHz / QPSK									
Channel	Frequency (MHz)	EIRP (dBm)	Limit (dBm)	Over Limit (dB)	SPA Reading (dBm)	S.G. Power (dBm)	TX Cable loss (dB)	TX Antenna Gain (dBi)	Polarization (H/V)
Lowest	5140	-56.82	-25	-31.82	-80.45	-64.1	2.42	9.70	H
	7710	-53.54	-25	-28.54	-81.45	-63.1	2.36	11.93	H
	10280	-48.88	-25	-23.88	-81.72	-58.5	2.69	12.31	H
									H
									H
	5140	-57.52	-25	-32.52	-80.83	-64.8	2.42	9.70	V
	7710	-53.04	-25	-28.04	-81.38	-62.6	2.36	11.93	V
	10280	-48.98	-25	-23.98	-81.6	-58.6	2.69	12.31	V
									V
									V
Middle	5172	-52.24	-25	-27.24	-75.66	-59.5	2.44	9.70	H
	7758	-35.49	-25	-10.49	-63.66	-45.1	2.35	11.95	H
	10340	-49.46	-25	-24.46	-81.84	-59.1	2.69	12.34	H
									H
									H
	5172	-53.24	-25	-28.24	-76.87	-60.5	2.44	9.70	V
	7758	-40.09	-25	-15.09	-68.54	-49.7	2.35	11.95	V
	10340	-49.36	-25	-24.36	-81.8	-59	2.69	12.34	V
									V
									V



Highest	5202	-55.15	-25	-30.15	-79.13	-62.4	2.45	9.70	H
	7806	-37.45	-25	-12.45	-65.7	-47.1	2.33	11.98	H
	10400	-49.23	-25	-24.23	-81.75	-58.9	2.69	12.36	H
									H
									H
	5202	-54.45	-25	-29.45	-78.15	-61.7	2.45	9.70	V
	7806	-39.95	-25	-14.95	-68.44	-49.60	2.33	11.98	V
	10400	-48.53	-25	-23.53	81.43	-58.20	2.69	12.36	V
									V
									V

Remark: Spurious emissions within 30-1000MHz were found more than 20dB below limit line.



LTE Band 41

LTE Band 41 / 20MHz / QPSK									
Channel	Frequency (MHz)	EIRP (dBm)	Limit (dBm)	Over Limit (dB)	SPA Reading (dBm)	S.G. Power (dBm)	TX Cable loss (dB)	TX Antenna Gain (dBi)	Polarization (H/V)
Lowest	4992	-56.85	-25	-31.85	-79.85	-64.2	2.33	9.68	H
	7494	-40.24	-25	-15.24	-67.27	-49.6	2.43	11.79	H
	9990	-44.99	-25	-19.99	-76.98	-54.5	2.69	12.21	H
									H
									H
	4992	-55.65	-25	-30.65	-78.58	-63	2.33	9.68	V
	7494	-43.84	-25	-18.84	-72.57	-53.2	2.43	11.79	V
	9990	-43.79	-25	-18.79	-75.57	-53.3	2.69	12.21	V
									V
									V
Middle	5166	-52.23	-25	-27.23	-75.6	-59.5	2.43	9.70	H
	7752	-35.50	-25	-10.50	-63.54	-45.1	2.35	11.95	H
	10332	-48.86	-25	-23.86	-81.57	-58.5	2.69	12.33	H
									H
									H
	5166	-51.13	-25	-26.13	-74.73	-58.4	2.43	9.70	V
	7752	-37.80	-25	-12.80	-66.43	-47.4	2.35	11.95	V
	10332	-49.06	-25	-24.06	-81.44	-58.7	2.69	12.33	V
									V
									V



Highest	5340	-49.73	-25	-24.73	-74.34	-56.9	2.53	9.70	H
	8016	-37.06	-25	-12.06	-65.99	-46.9	2.27	12.11	H
	10674	-48.06	-25	-23.06	-81.65	-57.8	2.69	12.43	H
									H
									H
	5340	-48.33	-25	-23.33	-72.73	-55.5	2.53	9.70	V
	8016	-33.06	-25	-8.06	-62.31	-42.9	2.27	12.11	V
	10674	-48.16	-25	-23.16	-81.75	-57.9	2.69	12.43	V
									V
									V

Remark: Spurious emissions within 30-1000MHz were found more than 20dB below limit line.