



FCC RADIO TEST REPORT

FCC ID : UZ7MC27AK
Equipment : Mobile computer
Brand Name : Zebra
Model Name : MC27AK
Applicant : Zebra Technologies Corporation
1 Zebra Plaza, Holtsville, NY 11742
Manufacturer : Zebra Technologies Corporation
1 Zebra Plaza, Holtsville, NY 11742
Standard : FCC Part 15 Subpart E §15.407

The product was received on Jul. 07, 2020 and testing was started from Aug. 03, 2020 and completed on Aug. 29, 2020. We, SPORTON INTERNATIONAL INC., EMC & Wireless Communications Laboratory, would like to declare that the tested sample has been evaluated in accordance with the test procedures and has been in compliance with the applicable technical standards.

The test results in this report apply exclusively to the tested model / sample. Without written approval of SPORTON INTERNATIONAL INC. EMC & Wireless Communications Laboratory, the test report shall not be reproduced except in full.

Louis Wu

Approved by: Louis Wu

SPORTON INTERNATIONAL INC. EMC & Wireless Communications Laboratory
No. 52, Huaya 1st Rd., Guishan Dist., Taoyuan City, Taiwan (R.O.C.)



Table of Contents

History of this test report..... 3

Summary of Test Result..... 4

1 General Description 5

 1.1 Product Feature of Equipment Under Test..... 5

 1.2 Product Specification of Equipment Under Test..... 6

 1.3 Modification of EUT 6

 1.4 Testing Location 7

 1.5 Applicable Standards..... 7

2 Test Configuration of Equipment Under Test 8

 2.1 Carrier Frequency and Channel 8

 2.2 Test Mode..... 9

 2.3 Connection Diagram of Test System 14

 2.4 Support Unit used in test configuration and system 15

 2.5 EUT Operation Test Setup 15

 2.6 Measurement Results Explanation Example..... 15

3 Test Result 16

 3.1 26dB & 99% Occupied Bandwidth Measurement 16

 3.2 Maximum Conducted Output Power Measurement 20

 3.3 Power Spectral Density Measurement 25

 3.4 Unwanted Emissions Measurement 30

 3.5 AC Conducted Emission Measurement..... 35

 3.6 Automatically Discontinue Transmission 37

 3.7 Antenna Requirements 38

4 List of Measuring Equipment..... 39

5 Uncertainty of Evaluation 41

Appendix A. AC Conducted Emission Test Result

Appendix B. Radiated Spurious Emission

Appendix C. Radiated Spurious Emission Plots

Appendix D. Duty Cycle Plots

Appendix E. Setup Photographs



History of this test report

| Report No. | Version | Description | Issued Date |
|--------------|---------|-------------------------|---------------|
| FR052917-01E | 01 | Initial issue of report | Oct. 23, 2020 |
| | | | |
| | | | |
| | | | |
| | | | |
| | | | |
| | | | |
| | | | |
| | | | |
| | | | |
| | | | |
| | | | |
| | | | |
| | | | |
| | | | |
| | | | |
| | | | |
| | | | |
| | | | |
| | | | |



Summary of Test Result

| Report Clause | Ref Std. Clause | Test Items | Result (PASS/FAIL) | Remark |
|---------------|---------------------|--|--------------------|---|
| 3.1 | 15.403(i) | 26dB Bandwidth | Pass | - |
| 3.1 | 2.1049 | 99% Occupied Bandwidth | Reporting only | - |
| 3.2 | 15.407(a) | Maximum Conducted Output Power | Pass | - |
| 3.3 | 15.407(a) | Power Spectral Density | Pass | - |
| 3.4 | 15.407(b) | Unwanted Emissions | Pass | Under limit 1.34 dB at 5350.080 MHz and 5725.320 MHz |
| 3.5 | 15.207 | AC Conducted Emission | Pass | Under limit 17.08 dB at 13.560 MHz |
| 3.6 | 15.407(c) | Automatically Discontinue Transmission | Pass | - |
| 3.7 | 15.203 15.407(a) | Antenna Requirement | Pass | - |

Declaration of Conformity:

The test results with all measurement uncertainty excluded are presented in accordance with the regulation limits or requirements declared by manufacturers.

Comments and Explanations:

The declared of product specification for EUT presented in the report are provided by the manufacturer, and the manufacturer takes all the responsibilities for the accuracy of product specification.

Reviewed by: Wii Chang

Report Producer: Cindy Liu



1 General Description

1.1 Product Feature of Equipment Under Test

| Product Feature | |
|---------------------------------|---|
| Equipment | Mobile computer |
| Brand Name | Zebra |
| Model Name | MC27AK |
| FCC ID | UZ7MC27AK |
| EUT supports Radios application | WCDMA/HSPA/LTE/NFC/GNSS WLAN 11a/b/g/n HT20/HT40 WLAN 11ac VHT20/VHT40/VHT80 Bluetooth BR/EDR/LE |
| HW Version | EV |
| SW Version | 10-11-31.00-QG-U00-PRD-HEL-04 |
| OS Version | Android 10 |
| MFD | 23JUN20 |
| EUT Stage | Engineering Sample |

Remark: The above EUT's information was declared by manufacturer.

| Specification of Accessories | | | | |
|---|------------|-------|-------------|------------------|
| AC Adapter | Brand Name | Zebra | Part Number | PWR-WUA5V12W0US |
| Battery | Brand Name | Zebra | Part Number | BT-000418-10 |
| USB Cable (TypeA plug to TypeC plug) | Brand Name | Zebra | Part Number | CBL-TC2X-USBC-01 |
| Trigger Handle | Brand Name | Zebra | Part Number | TRG-MC2X-SNP1-01 |
| Holster | Brand Name | Zebra | Part Number | SG-MC2X-HLSTR-01 |
| Holster | Brand Name | Zebra | Part Number | SG-MC3021212-01R |



1.2 Product Specification of Equipment Under Test

| Product Specification subjective to this standard | |
|---|--|
| Tx/Rx Frequency Range | 5180 MHz ~ 5240 MHz 5260 MHz ~ 5320 MHz 5500 MHz ~ 5720 MHz |
| Maximum Output Power to Antenna | <p><5180 MHz ~ 5240 MHz> 802.11a: 19.00 dBm / 0.0794 W 802.11n HT20: 18.80 dBm / 0.0759 W 802.11n HT40: 18.90 dBm / 0.0776 W 802.11ac VHT20: 18.90 dBm / 0.0776 W 802.11ac VHT40: 19.00 dBm / 0.0794 W 802.11ac VHT80: 17.70 dBm / 0.0589 W</p> <p><5260 MHz ~ 5320 MHz> 802.11a: 19.30 dBm / 0.0851 W 802.11n HT20: 19.20 dBm / 0.0832 W 802.11n HT40: 19.30 dBm / 0.0851 W 802.11ac VHT20: 19.30 dBm / 0.0851 W 802.11ac VHT40: 19.40 dBm / 0.0871 W 802.11ac VHT80: 15.80 dBm / 0.0380 W</p> <p><5500 MHz ~ 5720 MHz> 802.11a: 20.00 dBm / 0.1000 W 802.11n HT20: 19.90 dBm / 0.0977 W 802.11n HT40: 19.90 dBm / 0.0977 W 802.11ac VHT20: 20.00 dBm / 0.1000 W 802.11ac VHT40: 20.00 dBm / 0.1000 W 802.11ac VHT80: 20.00 dBm / 0.1000 W</p> |
| 99% Occupied Bandwidth | 802.11a: 22.68 MHz 802.11ac VHT20: 24.48 MHz 802.11ac VHT40: 51.85 MHz 802.11ac VHT80: 77.32 MHz |
| Antenna Type / Gain | <p><5180 MHz ~ 5240 MHz> PIFA Antenna with gain 2.63 dBi</p> <p><5260 MHz ~ 5320 MHz> PIFA Antenna with gain 2.63 dBi</p> <p><5500 MHz ~ 5720 MHz> PIFA Antenna with gain 3.65 dBi</p> |
| Type of Modulation | 802.11a/n : OFDM (BPSK/QPSK/16QAM/64QAM) 802.11ac : OFDM (BPSK/QPSK/16QAM/64QAM/256QAM) |

1.3 Modification of EUT

No modifications are made to the EUT during all test items.



1.4 Testing Location

| | | | |
|---------------------------|---|---------|-----------|
| Test Site | SPORTON INTERNATIONAL INC. EMC & Wireless Communications Laboratory | | |
| Test Site Location | No.52, Huaya 1st Rd., Guishan Dist., Taoyuan City, Taiwan (R.O.C.) TEL: +886-3-327-3456 FAX: +886-3-328-4978 | | |
| Test Site No. | Sporton Site No. | | |
| | TH05-HY | CO05-HY | 03CH07-HY |

Note: The test site complies with ANSI C63.4 2014 requirement.

FCC designation No.: TW1190

1.5 Applicable Standards

According to the specifications of the manufacturer, the EUT must comply with the requirements of the following standards:

- ♦ FCC Part 15 Subpart E
- ♦ FCC KDB 789033 D02 General UNII Test Procedures New Rules v02r01.
- ♦ FCC KDB 414788 D01 Radiated Test Site v01r01.
- ♦ ANSI C63.10-2013

Remark:

1. All test items were verified and recorded according to the standards and without any deviation during the test.
2. The TAF code is not including all the FCC KDB listed without accreditation.
3. This EUT has also been tested and complied with the requirements of FCC Part 15, Subpart B, recorded in a separate test report.



2 Test Configuration of Equipment Under Test

- a. The EUT has been associated with peripherals and configuration operated in a manner tended to maximize its emission characteristics in a typical application. Frequency range investigated: conduction emission (150 kHz to 30 MHz), radiation emission (9 kHz to the 10th harmonic of the highest fundamental frequency or to 40 GHz, whichever is lower). For radiated measurement, pre-scanned in three orthogonal panels, X, Y, Z. The worst cases (X plane) were recorded in this report.
- b. AC power line Conducted Emission was tested under maximum output power.

2.1 Carrier Frequency and Channel

| Frequency Band | Channel | Freq. (MHz) | Channel | Freq. (MHz) |
|--------------------------------------|---------|-------------|---------|-------------|
| 5150-5250 MHz Band 1 (U-NII-1) | 36 | 5180 | 44 | 5220 |
| | 38* | 5190 | 46* | 5230 |
| | 40 | 5200 | 48 | 5240 |
| | 42# | 5210 | | |

| Frequency Band | Channel | Freq. (MHz) | Channel | Freq. (MHz) |
|---------------------------------------|---------|-------------|---------|-------------|
| 5250-5350 MHz Band 2 (U-NII-2A) | 52 | 5260 | 60 | 5300 |
| | 54* | 5270 | 62* | 5310 |
| | 56 | 5280 | 64 | 5320 |
| | 58# | 5290 | | |

| Frequency Band | Channel | Freq. (MHz) | Channel | Freq. (MHz) |
|---------------------------------------|---------|-------------|---------|-------------|
| 5470-5725 MHz Band 3 (U-NII-2C) | 100 | 5500 | 112 | 5560 |
| | 102* | 5510 | 116 | 5580 |
| | 104 | 5520 | 132 | 5660 |
| | 106# | 5530 | 134* | 5670 |
| | 108 | 5540 | 136 | 5680 |
| | 110* | 5550 | 140 | 5700 |



| Frequency Band | Channel | Freq. (MHz) | Channel | Freq. (MHz) |
|----------------|---------|-------------|---------|-------------|
| TDWR Channel | 118* | 5590 | 124 | 5620 |
| | 120 | 5600 | 126* | 5630 |
| | 122# | 5610 | 128 | 5640 |

| Frequency Band | Channel | Freq. (MHz) | Channel | Freq. (MHz) |
|------------------|---------|-------------|---------|-------------|
| Straddle Channel | 138# | 5690 | 144 | 5720 |
| | 142* | 5710 | | |

Note:

1. The above Frequency and Channel in "*" were 802.11n HT40 and 802.11ac VHT40.
2. The above Frequency and Channel in "#n" were 802.11ac VHT80.

2.2 Test Mode

Final test modes are considering the modulation and worse data rates as below table.

| Modulation | Data Rate |
|---------------------------------|-----------|
| 802.11a | 6 Mbps |
| 802.11n HT20 (Covered by VHT20) | MCS0 |
| 802.11n HT40 (Covered by VHT40) | MCS0 |
| 802.11ac VHT20 | MCS0 |
| 802.11ac VHT40 | MCS0 |
| 802.11ac VHT80 | MCS0 |

| Test Cases | |
|-----------------------|--|
| AC Conducted Emission | Mode 1 : WLAN (5GHz) Link + Bluetooth Link + NFC On + Battery + USB Cable (Charging from AC Adapter) |



| Ch. # | | Band I : 5150-5250 MHz | Band II : 5250-5350 MHz | Band III : 5470-5725MHz |
|----------|--------|------------------------|-------------------------|-------------------------|
| | | 802.11a | 802.11a | 802.11a |
| L | Low | 36 | 52 | 100 |
| M | Middle | 44 | 60 | 116 |
| H | High | 48 | 64 | 140 |
| Straddle | | - | - | 144 |

| Ch. # | | Band I : 5150-5250 MHz | Band II : 5250-5350 MHz | Band III : 5470-5725MHz |
|----------|--------|------------------------|-------------------------|-------------------------|
| | | 802.11ac VHT20 | 802.11ac VHT20 | 802.11ac VHT20 |
| L | Low | 36 | 52 | 100 |
| M | Middle | 44 | 60 | 116 |
| H | High | 48 | 64 | 140 |
| Straddle | | - | - | 144 |

| Ch. # | | Band I : 5150-5250 MHz | Band II : 5250-5350 MHz | Band III : 5470-5725MHz |
|----------|--------|------------------------|-------------------------|-------------------------|
| | | 802.11ac VHT40 | 802.11ac VHT40 | 802.11ac VHT40 |
| L | Low | 38 | 54 | 102 |
| M | Middle | - | - | 110 |
| H | High | 46 | 62 | 134 |
| Straddle | | - | - | 142 |

| Ch. # | | Band I : 5150-5250 MHz | Band II : 5250-5350 MHz | Band III : 5470-5725MHz |
|----------|--------|------------------------|-------------------------|-------------------------|
| | | 802.11ac VHT80 | 802.11ac VHT80 | 802.11ac VHT80 |
| L | Low | - | - | 106 |
| M | Middle | 42 | 58 | 122 |
| H | High | - | - | - |
| Straddle | | - | - | 138 |

Remark: For radiation spurious emission, the final modulation and the worst data rate was reference the max RF conducted power.



| 802.11a RF Output Power (dBm) | | | | | | | | | | |
|-------------------------------|-----------------|-----------------|--------------------|-----------------|-------|-------|-------|-------|-------|-------|
| Power vs. Channel | | | Power vs Data Rate | | | | | | | |
| Channel | Frequency (MHz) | Data Rate (bps) | Channel | Data Rate (bps) | | | | | | |
| | | 6M | | 9M | 12M | 18M | 24M | 36M | 48M | 54M |
| CH 036 | 5180 | 18.80 | CH 048 | 18.80 | 18.80 | 18.60 | 18.50 | 18.60 | 18.70 | 18.70 |
| CH 044 | 5220 | 18.70 | | | | | | | | |
| CH 048 | 5240 | 19.00 | | | | | | | | |
| CH 052 | 5260 | 19.20 | CH 060 | 19.20 | 19.20 | 18.90 | 18.70 | 19.20 | 19.20 | 19.20 |
| CH 060 | 5300 | 19.30 | | | | | | | | |
| CH 064 | 5320 | 19.20 | | | | | | | | |
| CH 100 | 5500 | 19.90 | CH 116 | 19.90 | 19.90 | 19.90 | 19.80 | 19.90 | 19.90 | 19.90 |
| CH 116 | 5580 | 20.00 | | | | | | | | |
| CH 140 | 5700 | 19.60 | | | | | | | | |
| CH 144* | 5720 | 20.00 | | | | | | | | |

Note: The above Frequency and Channel in "*" were straddle Channel.

| 802.11n HT20 RF Output Power (dBm) | | | | | | | | | | |
|------------------------------------|-----------------|-----------|--------------------|-----------|-------|-------|-------|-------|-------|-------|
| Power vs. Channel | | | Power vs Data Rate | | | | | | | |
| Channel | Frequency (MHz) | MCS Index | Channel | MCS Index | | | | | | |
| | | MCS0 | | MCS1 | MCS2 | MCS3 | MCS4 | MCS5 | MCS6 | MCS7 |
| CH 036 | 5180 | 18.60 | CH 048 | 18.70 | 18.40 | 18.40 | 18.70 | 18.60 | 18.70 | 18.70 |
| CH 044 | 5220 | 18.50 | | | | | | | | |
| CH 048 | 5240 | 18.80 | | | | | | | | |
| CH 052 | 5260 | 19.00 | CH 064 | 19.10 | 19.10 | 19.10 | 19.10 | 19.10 | 19.10 | 19.10 |
| CH 060 | 5300 | 19.10 | | | | | | | | |
| CH 064 | 5320 | 19.20 | | | | | | | | |
| CH 100 | 5500 | 19.70 | CH 140 | 19.60 | 19.50 | 19.40 | 19.60 | 19.50 | 19.50 | 19.60 |
| CH 116 | 5580 | 19.80 | | | | | | | | |
| CH 140 | 5700 | 19.90 | | | | | | | | |
| CH 144* | 5720 | 19.80 | | | | | | | | |

Note: The above Frequency and Channel in "*" were straddle Channel.



| 802.11n HT40 RF Output Power (dBm) | | | | | | | | | | |
|------------------------------------|-----------------|-----------|--------------------|-----------|-------|-------|-------|-------|-------|-------|
| Power vs. Channel | | | Power vs Data Rate | | | | | | | |
| Channel | Frequency (MHz) | MCS Index | Channel | MCS Index | | | | | | |
| | | MCS0 | | MCS1 | MCS2 | MCS3 | MCS4 | MCS5 | MCS6 | MCS7 |
| CH 038 | 5190 | 17.80 | CH 046 | 18.80 | 18.80 | 18.80 | 18.50 | 18.60 | 18.50 | 18.50 |
| CH 046 | 5230 | 18.90 | | | | | | | | |
| CH 054 | 5270 | 19.30 | CH 054 | 19.20 | 19.20 | 19.20 | 18.80 | 18.80 | 18.80 | 18.70 |
| CH 062 | 5310 | 15.60 | | | | | | | | |
| CH 102 | 5510 | 19.30 | CH 142* | 19.6 | 19.5 | 19.5 | 19.4 | 19.4 | 19.4 | 19.4 |
| CH 110 | 5550 | 19.60 | | | | | | | | |
| CH 134 | 5670 | 19.50 | | | | | | | | |
| CH 142* | 5710 | 19.90 | | | | | | | | |

Note: The above Frequency and Channel in "*" were straddle Channel.

| 802.11ac VHT20 RF Output Power (dBm) | | | | | | | | | | | |
|--------------------------------------|-----------------|-----------|--------------------|-----------|-------|-------|-------|-------|-------|-------|------|
| Power vs. Channel | | | Power vs Data Rate | | | | | | | | |
| Channel | Frequency (MHz) | MCS Index | Channel | MCS Index | | | | | | | |
| | | MCS0 | | MCS1 | MCS2 | MCS3 | MCS4 | MCS5 | MCS6 | MCS7 | MCS8 |
| CH 036 | 5180 | 18.70 | CH 048 | 18.80 | 18.50 | 18.50 | 18.80 | 18.70 | 18.80 | 18.80 | |
| CH 044 | 5220 | 18.60 | | | | | | | | | |
| CH 048 | 5240 | 18.90 | | | | | | | | | |
| CH 052 | 5260 | 19.10 | CH 064 | 19.20 | 19.20 | 19.20 | 19.20 | 19.20 | 19.20 | 19.20 | |
| CH 060 | 5300 | 19.20 | | | | | | | | | |
| CH 064 | 5320 | 19.30 | | | | | | | | | |
| CH 100 | 5500 | 19.80 | CH 140 | 19.70 | 19.60 | 19.50 | 19.70 | 19.60 | 19.60 | 19.70 | |
| CH 116 | 5580 | 19.90 | | | | | | | | | |
| CH 140 | 5700 | 20.00 | | | | | | | | | |
| CH 144* | 5720 | 19.90 | | | | | | | | | |

Note: The above Frequency and Channel in "*" were straddle Channel.



| 802.11ac VHT40 RF Output Power (dBm) | | | | | | | | | | | | |
|--------------------------------------|-----------------|-----------|--------------------|-----------|------|------|------|------|------|------|------|------|
| Power vs. Channel | | | Power vs Data Rate | | | | | | | | | |
| Channel | Frequency (MHz) | MCS Index | Channel | MCS Index | | | | | | | | |
| | | MCS0 | | MCS1 | MCS2 | MCS3 | MCS4 | MCS5 | MCS6 | MCS7 | MCS8 | MCS9 |
| CH 038 | 5190 | 17.90 | CH 046 | 18.9 | 18.9 | 18.9 | 18.6 | 18.7 | 18.6 | 18.6 | 18.6 | 18.6 |
| CH 046 | 5230 | 19.00 | | | | | | | | | | |
| CH 054 | 5270 | 19.40 | CH 054 | 19.3 | 19.3 | 19.3 | 18.9 | 18.9 | 18.9 | 18.8 | 18.8 | 18.9 |
| CH 062 | 5310 | 15.70 | | | | | | | | | | |
| CH 102 | 5510 | 19.40 | CH 142* | 19.7 | 19.6 | 19.6 | 19.5 | 19.5 | 19.5 | 19.5 | 19.5 | 19.5 |
| CH 110 | 5550 | 19.70 | | | | | | | | | | |
| CH 134 | 5670 | 19.60 | | | | | | | | | | |
| CH 142* | 5710 | 20.00 | | | | | | | | | | |

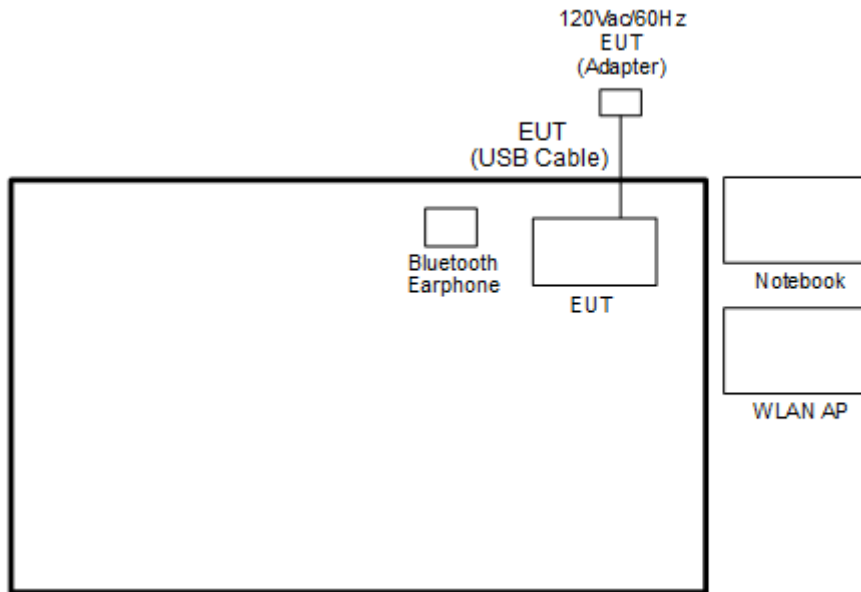
Note: The above Frequency and Channel in "*" were straddle Channel.

| 802.11ac VHT80 RF Output Power (dBm) | | | | | | | | | | | | |
|--------------------------------------|-----------------|-----------|--------------------|-----------|-------|-------|-------|-------|-------|-------|-------|-------|
| Power vs. Channel | | | Power vs Data Rate | | | | | | | | | |
| Channel | Frequency (MHz) | MCS Index | Channel | MCS Index | | | | | | | | |
| | | MCS0 | | MCS1 | MCS2 | MCS3 | MCS4 | MCS5 | MCS6 | MCS7 | MCS8 | MCS9 |
| CH 042 | 5210 | 17.70 | CH 042 | 17.60 | 17.60 | 17.60 | 17.40 | 17.40 | 17.40 | 17.40 | 17.40 | 17.40 |
| CH 058 | 5290 | 15.80 | CH 058 | 15.70 | 15.70 | 15.50 | 15.30 | 15.30 | 15.20 | 15.20 | 15.20 | 15.20 |
| CH 106 | 5530 | 17.60 | CH 138* | 19.90 | 19.90 | 19.90 | 19.50 | 19.50 | 19.50 | 19.50 | 19.50 | 19.50 |
| CH 122 | 5610 | 19.70 | | | | | | | | | | |
| CH 138* | 5690 | 20.00 | | | | | | | | | | |

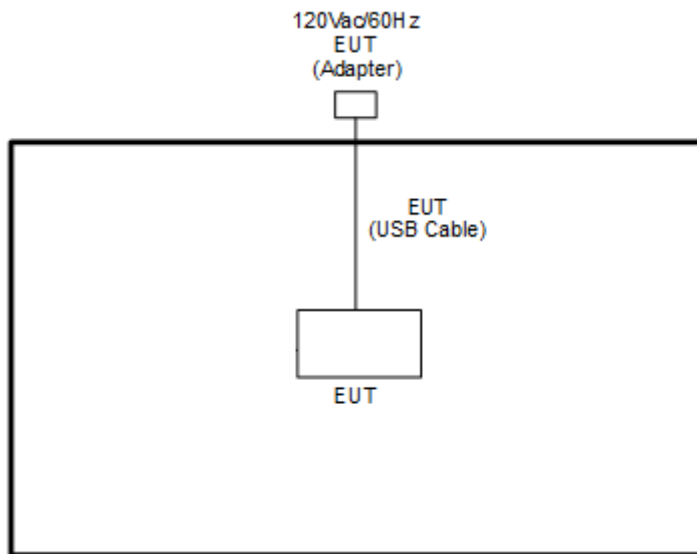
Note: The above Frequency and Channel in "*" were straddle Channel.

2.3 Connection Diagram of Test System

<AC Conducted Emission Mode>



<WLAN Tx Mode>





2.4 Support Unit used in test configuration and system

| Item | Equipment | Brand Name | Model Name | FCC ID | Data Cable | Power Cord |
|------|--------------------|---------------|---------------|-------------|------------|--|
| 1. | Bluetooth Earphone | Sony Ericsson | MW600 | PY7DDA-2029 | N/A | N/A |
| 2. | WLAN AP | ASUS | RT-AC66U | MSQ-RTAC66U | N/A | Unshielded, 1.8 m |
| 3. | Notebook | DELL | Latitude 3400 | FCC DoC | N/A | AC I/P: Unshielded, 1.2 m DC O/P: Shielded, 1.8 m |
| 4. | SD Card | SanDisk | MicroSD HC | FCC DoC | N/A | N/A |

2.5 EUT Operation Test Setup

The RF test items, utility “QRCT v4.0.00067.0” was installed in Notebook which was programmed in order to make the EUT get into the engineering modes to provide channel selection, power level, data rate and the application type and for continuous transmitting signals.

2.6 Measurement Results Explanation Example

For all conducted test items:

The offset level is set in the spectrum analyzer to compensate the RF cable loss and attenuator factor between EUT conducted output port and spectrum analyzer. With the offset compensation, the spectrum analyzer reading level is exactly the EUT RF output level.

Example :

The spectrum analyzer offset is derived from RF cable loss and attenuator factor.

Offset = RF cable loss + attenuator factor.

Following shows an offset computation example with cable loss 4.2 dB and 10dB attenuator.

$$\begin{aligned} \text{Offset(dB)} &= \text{RF cable loss(dB)} + \text{attenuator factor(dB)}. \\ &= 4.2 + 10 = 14.2 \text{ (dB)} \end{aligned}$$

3 Test Result

3.1 26dB & 99% Occupied Bandwidth Measurement

3.1.1 Description of 26dB & 99% Occupied Bandwidth

This section is for reporting purpose only.

There is no restriction limits for bandwidth.

For Straddle Channel, according to KDB 789033 D02 General UNII Test Procedures New Rules v02r01, if the power and PSD of the devices are uniform and comply with the lower limits specified for the U-NII-2 bands, a single measurement over the entire emission bandwidth can be performed to show compliance.

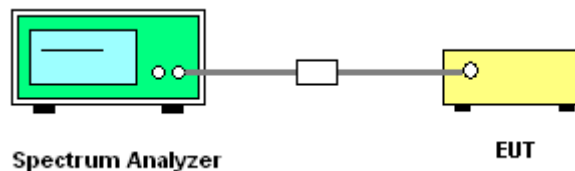
3.1.2 Measuring Instruments

See list of measuring equipment of this test report.

3.1.3 Test Procedures

1. The testing follows FCC KDB 789033 D02 General UNII Test Procedures New Rules v02r01. Section C) Emission bandwidth
2. Set RBW = approximately 1% of the emission bandwidth.
3. Set the VBW > RBW.
4. Detector = Peak.
5. Trace mode = max hold
6. Measure the maximum width of the emission that is 26 dB down from the peak of the emission. Compare this with the RBW setting of the analyzer. Readjust RBW and repeat measurement as needed until the RBW/EBW ratio is approximately 1%.
7. For 99% Bandwidth Measurement, the spectrum analyzer's resolution bandwidth (RBW) is set 1-5% of the emission bandwidth and set the Video bandwidth (VBW) $\geq 3 * RBW$.
8. Measure and record the results in the test report.

3.1.4 Test Setup





3.1.5 Test Result of 26dB & 99% Occupied Bandwidth

| | | | |
|-----------------|--------------------------|---------------------|-------------|
| Test Engineer : | Tommy Lee and Howard Lin | Temperature : | 21.2~24.1°C |
| | | Relative Humidity : | 47.2~57.8% |

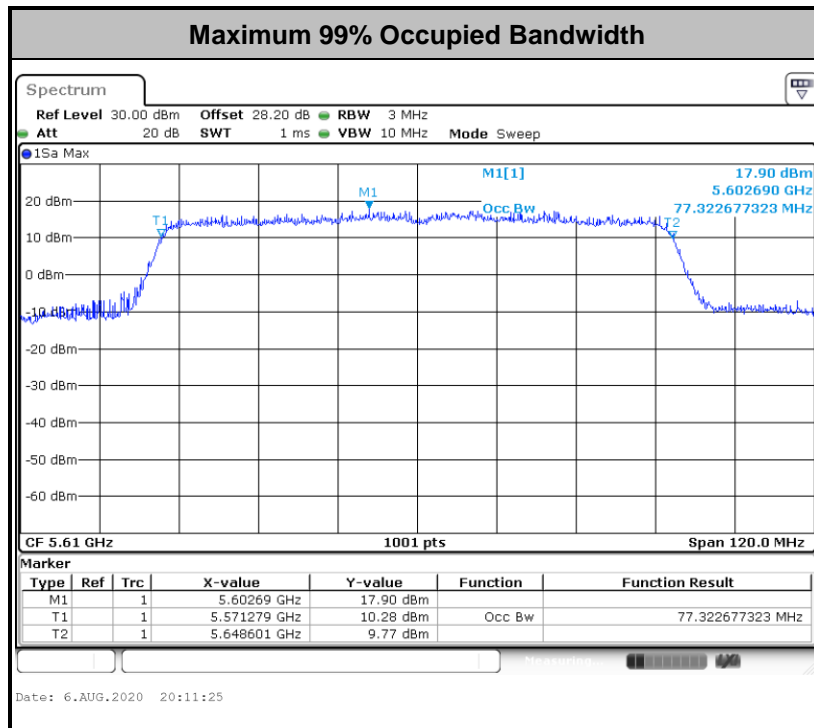
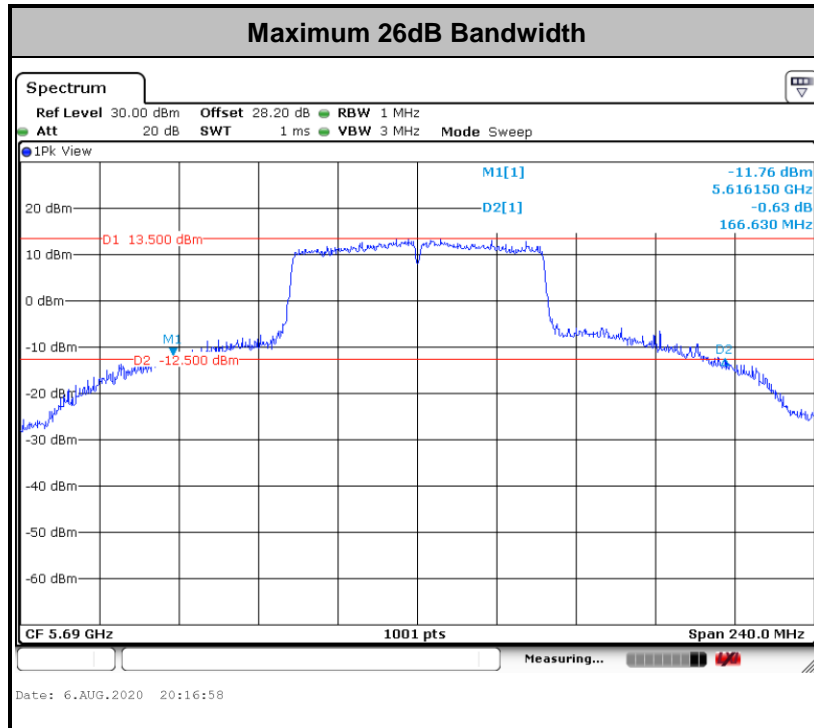
| Band I | | | | | | | | | | | | | |
|--------|-----------|-----|-----|-------------|---------------------|-------|-----------------------|-------|------------------------------------|-------|-----------------------------------|-------|------|
| Mod. | Data Rate | NTX | CH. | Freq. (MHz) | 99% Bandwidth (MHz) | | 26 dB Bandwidth (MHz) | | IC 99% Bandwidth Power Limit (dBm) | | IC 99% Bandwidth EIRP Limit (dBm) | | Note |
| | | | | | Ant 1 | Ant 2 | Ant 1 | Ant 2 | Ant 1 | Ant 2 | Ant 1 | Ant 2 | |
| 11a | 6Mbps | 1 | 36 | 5180 | 22.03 | - | 38.45 | - | - | - | 23.01 | - | - |
| 11a | 6Mbps | 1 | 44 | 5220 | 20.33 | - | 35.80 | - | - | - | 23.01 | - | |
| 11a | 6Mbps | 1 | 48 | 5240 | 21.73 | - | 33.50 | - | - | - | 23.01 | - | |
| HT20 | MCS0 | 1 | 36 | 5180 | 22.93 | - | 40.60 | - | - | - | 23.01 | - | |
| HT20 | MCS0 | 1 | 44 | 5220 | 22.38 | - | 38.25 | - | - | - | 23.01 | - | |
| HT20 | MCS0 | 1 | 48 | 5240 | 22.73 | - | 39.30 | - | - | - | 23.01 | - | |
| HT40 | MCS0 | 1 | 38 | 5190 | 36.66 | - | 42.20 | - | - | - | 23.01 | - | |
| HT40 | MCS0 | 1 | 46 | 5230 | 37.66 | - | 58.50 | - | - | - | 23.01 | - | |
| VHT80 | MCS0 | 1 | 42 | 5210 | 76.84 | - | 85.83 | - | - | - | 23.01 | - | |

| Band II | | | | | | | | | | | | | | | |
|---------|-----------|-----|-----|-------------|---------------------|-------|-----------------------|-------|------------------------------------|-------|-----------------------------------|-------|--------------------------------------|------|-------|
| Mod. | Data Rate | NTX | CH. | Freq. (MHz) | 99% Bandwidth (MHz) | | 26 dB Bandwidth (MHz) | | IC 99% Bandwidth Power Limit (dBm) | | IC 99% Bandwidth EIRP Limit (dBm) | | FCC 26dB Bandwidth Power Limit (dBm) | Note | |
| | | | | | Ant 1 | Ant 2 | Ant 1 | Ant 2 | Ant 1 | Ant 2 | Ant 1 | Ant 2 | Ant 1 | | Ant 2 |
| 11a | 6Mbps | 1 | 52 | 5260 | 21.83 | - | 38.05 | - | 23.98 | - | 30.00 | - | 23.98 | - | - |
| 11a | 6Mbps | 1 | 60 | 5300 | 19.08 | - | 32.65 | - | 23.81 | - | 29.81 | - | 23.98 | - | |
| 11a | 6Mbps | 1 | 64 | 5320 | 17.18 | - | 29.10 | - | 23.35 | - | 29.35 | - | 23.98 | - | |
| HT20 | MCS0 | 1 | 52 | 5260 | 24.48 | - | 42.35 | - | 23.98 | - | 30.00 | - | 23.98 | - | |
| HT20 | MCS0 | 1 | 60 | 5300 | 23.73 | - | 40.50 | - | 23.98 | - | 30.00 | - | 23.98 | - | |
| HT20 | MCS0 | 1 | 64 | 5320 | 18.28 | - | 29.60 | - | 23.62 | - | 29.62 | - | 23.98 | - | |
| HT40 | MCS0 | 1 | 54 | 5270 | 51.85 | - | 92.52 | - | 23.98 | - | 30.00 | - | 23.98 | - | |
| HT40 | MCS0 | 1 | 62 | 5310 | 36.66 | - | 42.32 | - | 23.98 | - | 30.00 | - | 23.98 | - | |
| VHT80 | MCS0 | 1 | 58 | 5290 | 77.08 | - | 85.19 | - | 23.98 | - | 30.00 | - | 23.98 | - | |



| Band III | | | | | | | | | | | | | | | | |
|----------|-----------|-----|-----|-------------|---------------------------------|-------|-----------------------------------|-------|------------------------------------|-------|-----------------------------------|-------|--------------------------------------|-------|---|-------|
| Mod. | Data Rate | NTX | CH. | Freq. (MHz) | 99% Bandwidth In U-NII 2C (MHz) | | 26 dB Bandwidth In U-NII 2C (MHz) | | IC 99% Bandwidth Power Limit (dBm) | | IC 99% Bandwidth EIRP Limit (dBm) | | FCC 26dB Bandwidth Power Limit (dBm) | | 6 dB Bandwidth for Straddle Channel (MHz) | |
| | | | | | Ant 1 | Ant 2 | Ant 1 | Ant 2 | Ant 1 | Ant 2 | Ant 1 | Ant 2 | Ant 1 | Ant 2 | Ant 1 | Ant 2 |
| 11a | 6Mbps | 1 | 100 | 5500 | 22.68 | - | 29.45 | - | 23.98 | - | 30.00 | - | 23.98 | - | ---- | ---- |
| 11a | 6Mbps | 1 | 116 | 5580 | 17.73 | - | 29.90 | - | 23.49 | - | 29.49 | - | 23.98 | - | ---- | ---- |
| 11a | 6Mbps | 1 | 140 | 5700 | 19.03 | - | 33.25 | - | 23.79 | - | 29.79 | - | 23.98 | - | ---- | ---- |
| HT20 | MCS0 | 1 | 100 | 5500 | 22.23 | - | 40.25 | - | 23.98 | - | 30.00 | - | 23.98 | - | ---- | ---- |
| HT20 | MCS0 | 1 | 116 | 5580 | 22.83 | - | 39.80 | - | 23.98 | - | 30.00 | - | 23.98 | - | ---- | ---- |
| HT20 | MCS0 | 1 | 140 | 5700 | 18.38 | - | 30.00 | - | 23.64 | - | 29.64 | - | 23.98 | - | ---- | ---- |
| HT40 | MCS0 | 1 | 102 | 5510 | 36.66 | - | 41.96 | - | 23.98 | - | 30.00 | - | 23.98 | - | ---- | ---- |
| HT40 | MCS0 | 1 | 110 | 5550 | 37.56 | - | 78.28 | - | 23.98 | - | 30.00 | - | 23.98 | - | ---- | ---- |
| HT40 | MCS0 | 1 | 134 | 5670 | 37.06 | - | 57.54 | - | 23.98 | - | 30.00 | - | 23.98 | - | ---- | ---- |
| VHT80 | MCS0 | 1 | 106 | 5530 | 76.96 | - | 85.11 | - | 23.98 | - | 30.00 | - | 23.98 | - | ---- | ---- |
| VHT80 | MCS0 | 1 | 122 | 5610 | 77.32 | - | 105.73 | - | 23.98 | - | 30.00 | - | 23.98 | - | ---- | ---- |

| Band III straddle channel | | | | | | | | | | | | | | | | |
|---------------------------|-----------|-----|-----|-------------|---------------------------------|-------|-----------------------------------|-------|------------------------------------|-------|-----------------------------------|-------|--------------------------------------|-------|---|-------|
| Mod. | Data Rate | NTX | CH. | Freq. (MHz) | 99% Bandwidth In U-NII 2C (MHz) | | 26 dB Bandwidth In U-NII 2C (MHz) | | IC 99% Bandwidth Power Limit (dBm) | | IC 99% Bandwidth EIRP Limit (dBm) | | FCC 26dB Bandwidth Power Limit (dBm) | | 6 dB Bandwidth for Straddle Channel (MHz) | |
| | | | | | Ant 1 | Ant 2 | Ant 1 | Ant 2 | Ant 1 | Ant 2 | Ant 1 | Ant 2 | Ant 1 | Ant 2 | Ant 1 | Ant 2 |
| 11a | 6Mbps | 1 | 144 | 5720 | 14.29 | - | 20.65 | - | 22.55 | - | 28.55 | - | 23.98 | - | 2.95 | - |
| HT20 | MCS0 | 1 | 144 | 5720 | 16.14 | - | 24.70 | - | 23.08 | - | 29.08 | - | 23.98 | - | 3.8 | - |
| HT40 | MCS0 | 1 | 142 | 5710 | 33.78 | - | 50.36 | - | 23.98 | - | 30.00 | - | 23.98 | - | 2.18 | - |
| VHT80 | MCS0 | 1 | 138 | 5690 | 73.84 | - | 108.85 | - | 23.98 | - | 30.00 | - | 23.98 | - | 2.6 | - |



Note: The occupied channel bandwidth is maintained within the band of operation for all of the modulations.



3.2 Maximum Conducted Output Power Measurement

3.2.1 Limit of Maximum Conducted Output Power

<FCC 14-30 CFR 15.407>

For the 5.15–5.25 GHz bands:

- For mobile and portable client devices in the 5.15–5.25 GHz band, the maximum conducted output power over the frequency band of operation shall not exceed 250 mW. For an indoor access point operating in the band 5.15-5.25 GHz, the maximum conducted output power over the frequency band of operation shall not exceed 1 W.

For the 5.25–5.725 GHz bands:

- The maximum conducted output power over the frequency bands of operation shall not exceed the lesser of 250 mW or $11 \text{ dBm} + 10 \log B$, where B is the 26 dB emission bandwidth in megahertz.

For Straddle Channel, according to KDB 789033 D02 General UNII Test Procedures New Rules v02r01, if the power and PSD of the devices are uniform and comply with the lower limits specified for the U-NII-2 bands, a single measurement over the entire emission bandwidth can be performed to show compliance.

If transmitting antennas of directional gain greater than 6 dBi are used, the peak output power shall be reduced by the amount in dB that the directional gain of the antenna exceeds 6 dBi.

Note that U-NII-2 band, devices with a maximum e.i.r.p. greater than 500 mW shall implement TPC in order to have the capability to operate at least 6 dB below the maximum permitted e.i.r.p. of 1 W.

3.2.2 Measuring Instruments

See list of measuring equipment of this test report.

3.2.3 Test Procedures

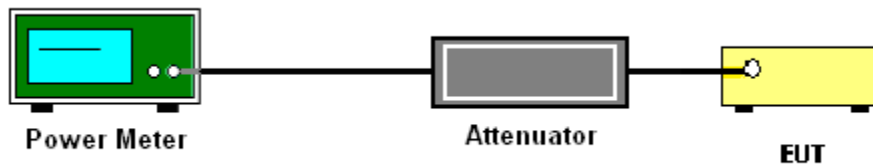
The testing follows Method PM-G of FCC KDB 789033 D02 General UNII Test Procedures New Rules v02r01.

Method PM-G (Measurement using an RF average power meter):

1. Measurement is performed using a wideband RF power meter.
2. The EUT is configured to transmit at its maximum power control level.
3. Measure the average power of the transmitter
4. Since the measurement is made only during the ON time of the transmitter, no duty cycle correction factor is required.

For Straddle Channel, according to KDB 789033 D02 General UNII Test Procedures New Rules v02r01, if the power and PSD of the devices are uniform and comply with the lower limits specified for the U-NII-2 bands, a single measurement over the entire emission bandwidth can be performed to show compliance.

3.2.4 Test Setup





3.2.5 Test Result of Maximum Conducted Output Power

| | | | |
|-----------------|--------------------------|---------------------|-------------|
| Test Engineer : | Tommy Lee and Howard Lin | Temperature : | 21.2~24.1°C |
| | | Relative Humidity : | 47.2~57.8% |

| Band I | | | | | | | | | | | | |
|--------|-----------|-----|-----|-------------|-------------------------------|-------|-----|---------------------------------|-------|----------|-------|-----------|
| Mod. | Data Rate | NTX | CH. | Freq. (MHz) | Average Conducted Power (dBm) | | | FCC Conducted Power Limit (dBm) | | DG (dBi) | | Pass/Fail |
| | | | | | Ant 1 | Ant 2 | SUM | Ant 1 | Ant 2 | Ant 1 | Ant 2 | |
| 11a | 6Mbps | 1 | 36 | 5180 | 18.80 | - | | 24.00 | - | 2.63 | - | Pass |
| 11a | 6Mbps | 1 | 44 | 5220 | 18.70 | - | | 24.00 | - | 2.63 | - | Pass |
| 11a | 6Mbps | 1 | 48 | 5240 | 19.00 | - | | 24.00 | - | 2.63 | - | Pass |
| HT20 | MCS0 | 1 | 36 | 5180 | 18.60 | - | | 24.00 | - | 2.63 | - | Pass |
| HT20 | MCS0 | 1 | 44 | 5220 | 18.50 | - | | 24.00 | - | 2.63 | - | Pass |
| HT20 | MCS0 | 1 | 48 | 5240 | 18.80 | - | | 24.00 | - | 2.63 | - | Pass |
| HT40 | MCS0 | 1 | 38 | 5190 | 17.80 | - | | 24.00 | - | 2.63 | - | Pass |
| HT40 | MCS0 | 1 | 46 | 5230 | 18.90 | - | | 24.00 | - | 2.63 | - | Pass |
| VHT20 | MCS0 | 1 | 36 | 5180 | 18.70 | - | | 24.00 | - | 2.63 | - | Pass |
| VHT20 | MCS0 | 1 | 44 | 5220 | 18.60 | - | | 24.00 | - | 2.63 | - | Pass |
| VHT20 | MCS0 | 1 | 48 | 5240 | 18.90 | - | | 24.00 | - | 2.63 | - | Pass |
| VHT40 | MCS0 | 1 | 38 | 5190 | 17.90 | - | | 24.00 | - | 2.63 | - | Pass |
| VHT40 | MCS0 | 1 | 46 | 5230 | 19.00 | - | | 24.00 | - | 2.63 | - | Pass |
| VHT80 | MCS0 | 1 | 42 | 5210 | 17.70 | - | | 24.00 | - | 2.63 | - | Pass |



| Band II | | | | | | | | | | | | | |
|---------|-----------|-----|-----|-------------|-------------------------------|-------|-----|---------------------------------|-------|----------|-------|------------------------|-----------|
| Mod. | Data Rate | NTX | CH. | Freq. (MHz) | Average Conducted Power (dBm) | | | FCC Conducted Power Limit (dBm) | | DG (dBi) | | EIRP Power Limit (dBm) | Pass/Fail |
| | | | | | Ant 1 | Ant 2 | SUM | Ant 1 | Ant 2 | Ant 1 | Ant 2 | | |
| 11a | 6Mbps | 1 | 52 | 5260 | 19.20 | - | | 23.98 | - | 2.63 | - | 30 | Pass |
| 11a | 6Mbps | 1 | 60 | 5300 | 19.30 | - | | 23.98 | - | 2.63 | - | 30 | Pass |
| 11a | 6Mbps | 1 | 64 | 5320 | 19.20 | - | | 23.98 | - | 2.63 | - | 30 | Pass |
| HT20 | MCS0 | 1 | 52 | 5260 | 19.00 | - | | 23.98 | - | 2.63 | - | 30 | Pass |
| HT20 | MCS0 | 1 | 60 | 5300 | 19.10 | - | | 23.98 | - | 2.63 | - | 30 | Pass |
| HT20 | MCS0 | 1 | 64 | 5320 | 19.20 | - | | 23.98 | - | 2.63 | - | 30 | Pass |
| HT40 | MCS0 | 1 | 54 | 5270 | 19.30 | - | | 23.98 | - | 2.63 | - | 30 | Pass |
| HT40 | MCS0 | 1 | 62 | 5310 | 15.60 | - | | 23.98 | - | 2.63 | - | 30 | Pass |
| VHT20 | MCS0 | 1 | 52 | 5260 | 19.10 | - | | 23.98 | - | 2.63 | - | 30 | Pass |
| VHT20 | MCS0 | 1 | 60 | 5300 | 19.20 | - | | 23.98 | - | 2.63 | - | 30 | Pass |
| VHT20 | MCS0 | 1 | 64 | 5320 | 19.30 | - | | 23.98 | - | 2.63 | - | 30 | Pass |
| VHT40 | MCS0 | 1 | 54 | 5270 | 19.40 | - | | 23.98 | - | 2.63 | - | 30 | Pass |
| VHT40 | MCS0 | 1 | 62 | 5310 | 15.70 | - | | 23.98 | - | 2.63 | - | 30 | Pass |
| VHT80 | MCS0 | 1 | 58 | 5290 | 15.80 | - | | 23.98 | - | 2.63 | - | 30 | Pass |



| Band III | | | | | | | | | | | | | |
|----------|-----------|-----|-----|-------------|-------------------------------|-------|-----|---------------------------------|-------|----------|-------|------------------------|-----------|
| Mod. | Data Rate | NTX | CH. | Freq. (MHz) | Average Conducted Power (dBm) | | | FCC Conducted Power Limit (dBm) | | DG (dBi) | | EIRP Power Limit (dBm) | Pass/Fail |
| | | | | | Ant 1 | Ant 2 | SUM | Ant 1 | Ant 2 | Ant 1 | Ant 2 | | |
| 11a | 6Mbps | 1 | 100 | 5500 | 19.90 | - | | 23.98 | - | 3.65 | - | 30 | Pass |
| 11a | 6Mbps | 1 | 116 | 5580 | 20.00 | - | | 23.98 | - | 3.65 | - | 30 | Pass |
| 11a | 6Mbps | 1 | 140 | 5700 | 19.60 | - | | 23.98 | - | 3.65 | - | 30 | Pass |
| HT20 | MCS0 | 1 | 100 | 5500 | 19.70 | - | | 23.98 | - | 3.65 | - | 30 | Pass |
| HT20 | MCS0 | 1 | 116 | 5580 | 19.80 | - | | 23.98 | - | 3.65 | - | 30 | Pass |
| HT20 | MCS0 | 1 | 140 | 5700 | 19.90 | - | | 23.98 | - | 3.65 | - | 30 | Pass |
| HT40 | MCS0 | 1 | 102 | 5510 | 19.30 | - | | 23.98 | - | 3.65 | - | 30 | Pass |
| HT40 | MCS0 | 1 | 110 | 5550 | 19.60 | - | | 23.98 | - | 3.65 | - | 30 | Pass |
| HT40 | MCS0 | 1 | 134 | 5670 | 19.50 | - | | 23.98 | - | 3.65 | - | 30 | Pass |
| VHT20 | MCS0 | 1 | 100 | 5500 | 19.80 | - | | 23.98 | - | 3.65 | - | 30 | Pass |
| VHT20 | MCS0 | 1 | 116 | 5580 | 19.90 | - | | 23.98 | - | 3.65 | - | 30 | Pass |
| VHT20 | MCS0 | 1 | 140 | 5700 | 20.00 | - | | 23.98 | - | 3.65 | - | 30 | Pass |
| VHT40 | MCS0 | 1 | 102 | 5510 | 19.40 | - | | 23.98 | - | 3.65 | - | 30 | Pass |
| VHT40 | MCS0 | 1 | 110 | 5550 | 19.70 | - | | 23.98 | - | 3.65 | - | 30 | Pass |
| VHT40 | MCS0 | 1 | 134 | 5670 | 19.60 | - | | 23.98 | - | 3.65 | - | 30 | Pass |
| VHT80 | MCS0 | 1 | 106 | 5530 | 17.60 | - | | 23.98 | - | 3.65 | - | 30 | Pass |
| VHT80 | MCS0 | 1 | 122 | 5610 | 19.70 | - | | 23.98 | - | 3.65 | - | 30 | Pass |

| Band III straddle channel | | | | | | | | | | | | | |
|---------------------------|-----------|-----|-----|-------------|-------------------------------|-------|-----|---------------------------------|-------|----------|-------|------------------------|-----------|
| Mod. | Data Rate | NTX | CH. | Freq. (MHz) | Average Conducted Power (dBm) | | | FCC Conducted Power Limit (dBm) | | DG (dBi) | | EIRP Power Limit (dBm) | Pass/Fail |
| | | | | | Ant 1 | Ant 2 | SUM | Ant 1 | Ant 2 | Ant 1 | Ant 2 | | |
| 11a | 6Mbps | 1 | 144 | 5720 | 20.00 | - | | 23.32 | - | 3.65 | - | 30 | Pass |
| HT20 | MCS0 | 1 | 144 | 5720 | 19.80 | - | | 23.52 | - | 3.65 | - | 30 | Pass |
| HT40 | MCS0 | 1 | 142 | 5710 | 19.90 | - | | 23.98 | - | 3.65 | - | 30 | Pass |
| VHT20 | MCS0 | 1 | 144 | 5720 | 19.90 | - | | 23.98 | - | 3.65 | - | 30 | Pass |
| VHT40 | MCS0 | 1 | 142 | 5710 | 20.00 | - | | 23.98 | - | 3.65 | - | 30 | Pass |
| VHT80 | MCS0 | 1 | 138 | 5690 | 20.00 | - | | 23.98 | - | 3.65 | - | 30 | Pass |



3.3 Power Spectral Density Measurement

3.3.1 Limit of Power Spectral Density

<FCC 14-30 CFR 15.407>

For the 5.15–5.25 GHz bands:

For mobile and portable client devices in the 5.15–5.25 GHz band, the maximum power spectral density shall not exceed 11 dBm in any 1.0 MHz band. For an indoor access point operating in the band 5.15-5.25 GHz, the maximum power spectral density shall not exceed 17 dBm in any 1.0 MHz band.

For the 5.25–5.725 GHz bands:

The maximum power spectral density shall not exceed 11 dBm in any 1.0 MHz band.

For Straddle Channel, according to KDB 789033 D02 General UNII Test Procedures New Rules v02r01, if the power and PSD of the devices are uniform and comply with the lower limits specified for the U-NII-2 bands, a single measurement over the entire emission bandwidth can be performed to show compliance.

If transmitting antennas of directional gain greater than 6 dBi are used, the peak output power shall be reduced by the amount in dB that the directional gain of the antenna exceeds 6 dBi.

3.3.2 Measuring Instruments

See list of measuring equipment of this test report.

3.3.3 Test Procedures

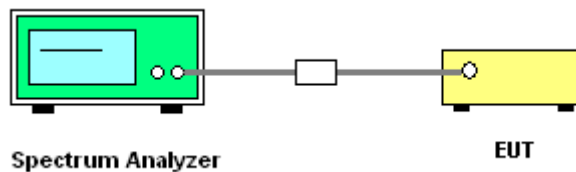
The testing follows FCC KDB 789033 D02 General UNII Test Procedures New Rules v02r01.
Section F) Maximum power spectral density.

Method SA-3

(power averaging (rms) detection with max hold):

- Set span to encompass the entire emission bandwidth (EBW) of the signal.
 - Set RBW = 1 MHz.
 - Set VBW \geq 3 MHz
 - Number of points in sweep \geq 2 Span / RBW.
 - Sweep time \leq (number of points in sweep) \times T, when duty cycle is less than 98 percent where T is the minimum transmission duration over which the transmitter is on and is transmitting at its maximum power control level for the tested mode of operation.
 - Detector = power averaging (rms).
 - Trace mode = max hold.
 - Allow max hold to run for at least 60 seconds, or longer as needed to allow the trace to stabilize.
1. The RF output of EUT was connected to the spectrum analyzer by a low loss cable.
 2. Each plot has already offset with cable loss, and attenuator loss. Measure the PPSD and record it.

3.3.4 Test Setup





3.3.5 Test Result of Power Spectral Density

| | | | |
|-----------------|--------------------------|---------------------|-------------|
| Test Engineer : | Tommy Lee and Howard Lin | Temperature : | 21.2~24.1°C |
| | | Relative Humidity : | 47.2~57.8% |

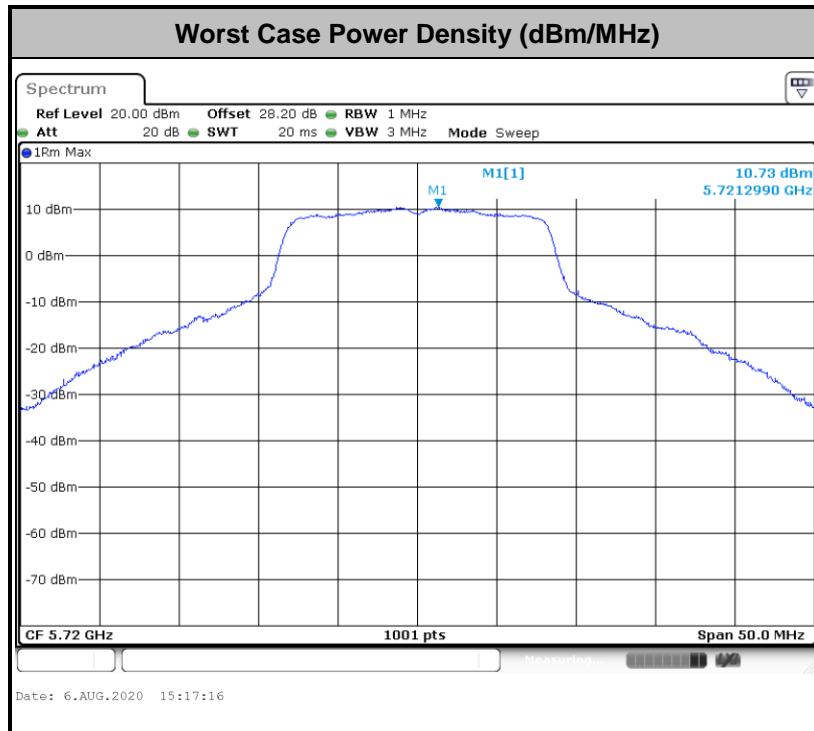
| Band I | | | | | | | | | | | | |
|--------|-----------|-----|-----|-------------|---------------------------------|-------|-----|-----------------------------|-------|----------|-------|------------|
| Mod. | Data Rate | NTX | CH. | Freq. (MHz) | Average Power Density (dBm/MHz) | | | Average PSD Limit (dBm/MHz) | | DG (dBi) | | Pass /Fail |
| | | | | | Ant 1 | Ant 2 | SUM | Ant 1 | Ant 2 | Ant 1 | Ant 2 | |
| 11a | 6Mbps | 1 | 36 | 5180 | 8.92 | - | | 11.00 | - | 2.63 | - | Pass |
| 11a | 6Mbps | 1 | 44 | 5220 | 8.86 | - | | 11.00 | - | 2.63 | - | Pass |
| 11a | 6Mbps | 1 | 48 | 5240 | 9.17 | - | | 11.00 | - | 2.63 | - | Pass |
| VHT20 | MCS0 | 1 | 36 | 5180 | 8.91 | - | | 11.00 | - | 2.63 | - | Pass |
| VHT20 | MCS0 | 1 | 44 | 5220 | 8.86 | - | | 11.00 | - | 2.63 | - | Pass |
| VHT20 | MCS0 | 1 | 48 | 5240 | 9.14 | - | | 11.00 | - | 2.63 | - | Pass |
| VHT40 | MCS0 | 1 | 38 | 5190 | 4.99 | - | | 11.00 | - | 2.63 | - | Pass |
| VHT40 | MCS0 | 1 | 46 | 5230 | 6.12 | - | | 11.00 | - | 2.63 | - | Pass |
| VHT80 | MCS0 | 1 | 42 | 5210 | 2.01 | - | | 11.00 | - | 2.63 | - | Pass |

| Band II | | | | | | | | | | | | |
|---------|-----------|-----|-----|-------------|---------------------------------|-------|-----|-----------------------------|-------|----------|-------|------------|
| Mod. | Data Rate | NTX | CH. | Freq. (MHz) | Average Power Density (dBm/MHz) | | | Average PSD Limit (dBm/MHz) | | DG (dBi) | | Pass /Fail |
| | | | | | Ant 1 | Ant 2 | SUM | Ant 1 | Ant 2 | Ant 1 | Ant 2 | |
| 11a | 6Mbps | 1 | 52 | 5260 | 9.32 | - | | 11.00 | - | 2.63 | - | Pass |
| 11a | 6Mbps | 1 | 60 | 5300 | 9.44 | - | | 11.00 | - | 2.63 | - | Pass |
| 11a | 6Mbps | 1 | 64 | 5320 | 9.30 | - | | 11.00 | - | 2.63 | - | Pass |
| VHT20 | MCS0 | 1 | 52 | 5260 | 9.51 | - | | 11.00 | - | 2.63 | - | Pass |
| VHT20 | MCS0 | 1 | 60 | 5300 | 9.64 | - | | 11.00 | - | 2.63 | - | Pass |
| VHT20 | MCS0 | 1 | 64 | 5320 | 9.55 | - | | 11.00 | - | 2.63 | - | Pass |
| VHT40 | MCS0 | 1 | 54 | 5270 | 4.03 | - | | 11.00 | - | 2.63 | - | Pass |
| VHT40 | MCS0 | 1 | 62 | 5310 | 2.55 | - | | 11.00 | - | 2.63 | - | Pass |
| VHT80 | MCS0 | 1 | 58 | 5290 | 0.10 | - | | 11.00 | - | 2.63 | - | Pass |



| Band III | | | | | | | | | | | | |
|----------|-----------|-----|-----|-------------|---------------------------------|-------|-----|-----------------------------|-------|----------|-------|------------|
| Mod. | Data Rate | NTX | CH. | Freq. (MHz) | Average Power Density (dBm/MHz) | | | Average PSD Limit (dBm/MHz) | | DG (dBi) | | Pass /Fail |
| | | | | | Ant 1 | Ant 2 | SUM | Ant 1 | Ant 2 | Ant 1 | Ant 2 | |
| 11a | 6Mbps | 1 | 100 | 5500 | 10.14 | - | | 11.00 | - | 3.35 | - | Pass |
| 11a | 6Mbps | 1 | 116 | 5580 | 10.28 | - | | 11.00 | - | 3.35 | - | Pass |
| 11a | 6Mbps | 1 | 140 | 5700 | 9.80 | - | | 11.00 | - | 3.35 | - | Pass |
| VHT20 | MCS0 | 1 | 100 | 5500 | 10.06 | - | | 11.00 | - | 3.35 | - | Pass |
| VHT20 | MCS0 | 1 | 116 | 5580 | 10.20 | - | | 11.00 | - | 3.35 | - | Pass |
| VHT20 | MCS0 | 1 | 140 | 5700 | 10.32 | - | | 11.00 | - | 3.35 | - | Pass |
| VHT40 | MCS0 | 1 | 102 | 5510 | 6.25 | - | | 11.00 | - | 3.35 | - | Pass |
| VHT40 | MCS0 | 1 | 110 | 5550 | 6.75 | - | | 11.00 | - | 3.35 | - | Pass |
| VHT40 | MCS0 | 1 | 134 | 5670 | 6.64 | - | | 11.00 | - | 3.35 | - | Pass |
| VHT80 | MCS0 | 1 | 106 | 5530 | 2.22 | - | | 11.00 | - | 3.35 | - | Pass |
| VHT80 | MCS0 | 1 | 122 | 5610 | 4.52 | - | | 11.00 | - | 3.35 | - | Pass |

| Band III straddle channel single antenna | | | | | | | | | | | | |
|--|-----------|-----|-----|-------------|---------------------------------|-------|-----|-----------------------------|-------|----------|-------|------------|
| Mod. | Data Rate | NTX | CH. | Freq. (MHz) | Average Power Density (dBm/MHz) | | | Average PSD Limit (dBm/MHz) | | DG (dBi) | | Pass /Fail |
| | | | | | Ant 1 | Ant 2 | SUM | Ant 1 | Ant 2 | Ant 1 | Ant 2 | |
| 11a | 6Mbps | 1 | 144 | 5720 | 10.73 | - | | 11.00 | - | 3.65 | - | Pass |
| VHT20 | MCS0 | 1 | 144 | 5720 | 10.27 | - | | 11.00 | - | 3.65 | - | Pass |
| VHT40 | MCS0 | 1 | 142 | 5710 | 7.20 | - | | 11.00 | - | 3.65 | - | Pass |
| VHT80 | MCS0 | 1 | 138 | 5690 | 4.88 | - | | 11.00 | - | 3.65 | - | Pass |





3.4 Unwanted Emissions Measurement

This section is to measure unwanted emissions through radiated measurement for band edge spurious emissions and out of band emissions measurement.

3.4.1 Limit of Unwanted Emissions

- (1) For transmitters operating in the 5150-5250 MHz band: all emissions outside of the 5150-5350 MHz band shall not exceed an EIRP of -27dBm/MHz.

For transmitters operating in the 5250-5350 MHz band: all emissions outside of the 5150-5350 MHz band shall not exceed an EIRP of -27 dBm/MHz. Devices operating in the 5250-5350 MHz band that generate emissions in the 5150-5250 MHz band must meet all applicable technical requirements for operation in the 5150-5250 MHz band (including indoor use) or alternatively meet an out-of-band emission EIRP limit of -27 dBm/MHz in the 5150-5250 MHz band.

For transmitters operating in the 5470-5600 MHz and 5650-5725MHz band: all emissions outside of the 5470-5600 MHz and 5650-5725MHz band shall not exceed an EIRP of -27 dBm/MHz.

- (2) Unwanted spurious emissions fallen in restricted bands shall comply with the general field strength limits as below table:

| Frequency (MHz) | Field Strength (microvolts/meter) | Measurement Distance (meters) |
|-----------------|-----------------------------------|-------------------------------|
| 0.009 – 0.490 | 2400/F(kHz) | 300 |
| 0.490 – 1.705 | 24000/F(kHz) | 30 |
| 1.705 – 30.0 | 30 | 30 |
| 30 – 88 | 100 | 3 |
| 88 – 216 | 150 | 3 |
| 216 - 960 | 200 | 3 |
| Above 960 | 500 | 3 |

Note: The following formula is used to convert the EIRP to field strength.

$$E = \frac{1000000\sqrt{30P}}{3} \mu\text{V/m, where P is the eirp (Watts)}$$



| EIRP (dBm) | Field Strength at 3m (dBμV/m) |
|------------|-------------------------------|
| - 27 | 68.3 |

(3) KDB789033 D02 v02r01 G)2)c)

- (i) Sections 15.407(b)(1-3) specifies the unwanted emissions limit for the U-NII-1 and U-NII-2 bands. As specified, emissions above 1000 MHz that are outside of the restricted bands are subject to a peak emission limit of -27 dBm/MHz.
- (ii) Section 15.407(b)(4) specifies the unwanted emissions limit for the U-NII-3 band. A band emissions mask is specified in Section 15.407(b)(4)(i). The emission limits are based on the use of a peak detector.

3.4.2 Measuring Instruments

See list of measuring equipment of this test report.

3.4.3 Test Procedures

1. The testing follows FCC KDB 789033 D02 General UNII Test Procedures New Rules v02r01. Section G) Unwanted emissions measurement.

(1) Procedure for Unwanted Emissions Measurements Below 1000MHz

- RBW = 120 kHz
- VBW = 300 kHz
- Detector = Peak
- Trace mode = max hold

(2) Procedure for Peak Unwanted Emissions Measurements Above 1000 MHz

- RBW = 1 MHz
- VBW ≥ 3 MHz
- Detector = Peak
- Sweep time = auto
- Trace mode = max hold

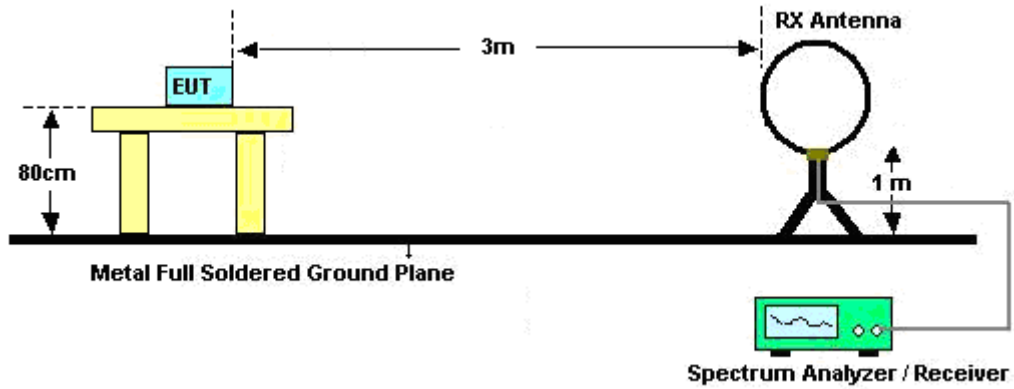


(3) Procedures for Average Unwanted Emissions Measurements Above 1000MHz

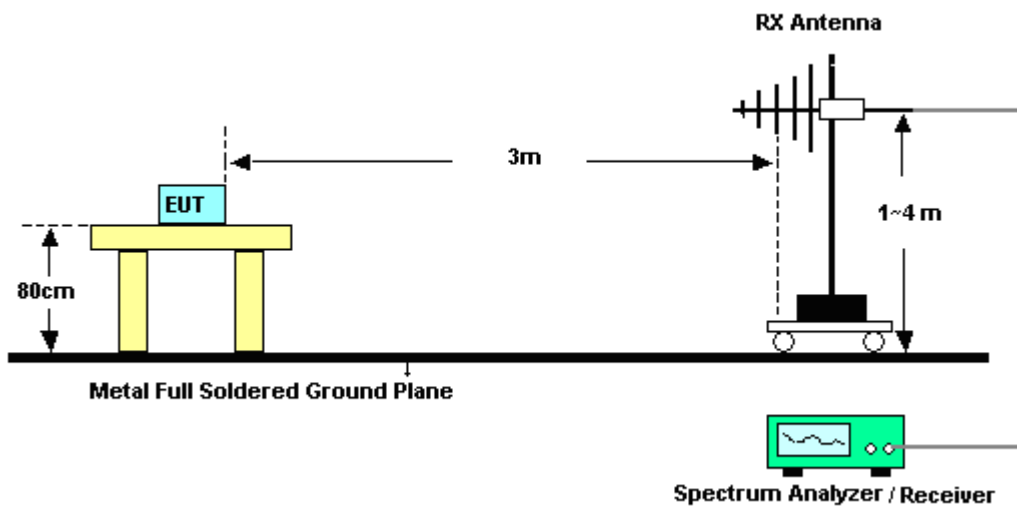
- RBW = 1 MHz
 - VBW = 10 Hz, when duty cycle is no less than 98 percent.
 - $VBW \geq 1/T$, when duty cycle is less than 98 percent where T is the minimum transmission duration over which the transmitter is on and is transmitting at its maximum power control level for the tested mode of operation.
2. The EUT was placed on a turntable with 0.8 meter for frequency below 1GHz and 1.5 meter for frequency above 1GHz respectively above ground.
 3. The EUT was set 3 meters from the interference receiving antenna which was mounted on the top of a variable height antenna tower.
 4. The antenna is a broadband antenna and its height is adjusted between one meter and four meters above ground to find the maximum value of the field strength for both horizontal polarization and vertical polarization of the antenna.
 5. For each suspected emission, the EUT was arranged to its worst case and then adjust the antenna tower (from 1 m to 4 m) and turntable (from 0 degree to 360 degrees) to find the maximum reading.
 6. For testing below 1GHz, if the emission level of the EUT in peak mode was 3 dB lower than the limit specified, then peak values of EUT will be reported, otherwise, the emissions will be repeated one by one using the CISPR quasi-peak method and reported.
 7. For testing above 1GHz, the emission level of the EUT in peak mode was 20dB lower than average limit (that means the emission level in average mode also complies with the limit in average mode), then peak values of EUT will be reported, otherwise, the emissions will be measured in average mode again and reported.

3.4.4 Test Setup

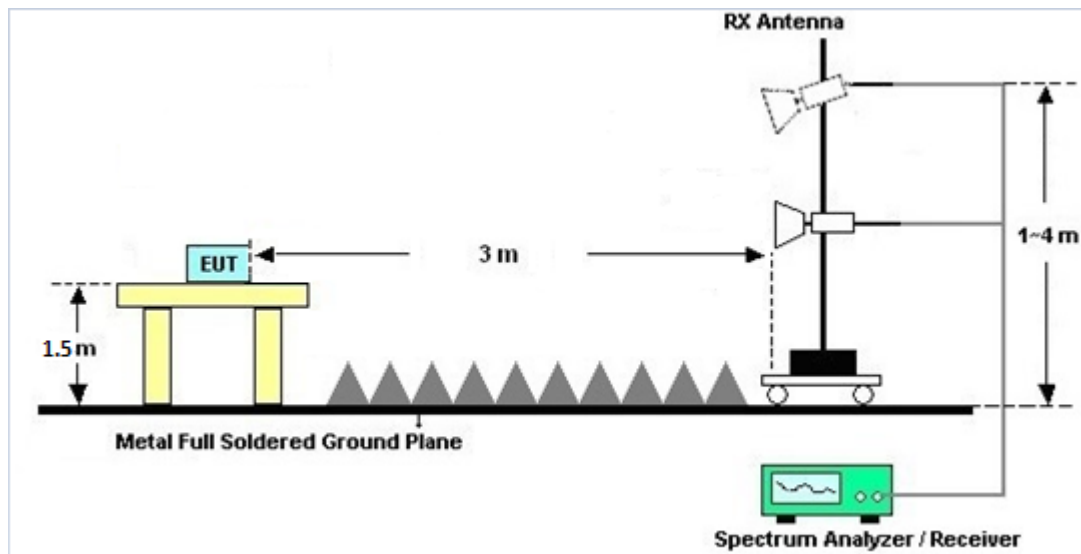
For radiated emissions below 30MHz



For radiated emissions from 30MHz to 1GHz



For radiated emissions above 1GHz



3.4.5 Test Results of Radiated Spurious Emissions (9 kHz ~ 30 MHz)

The low frequency, which started from 9 kHz to 30MHz, was pre-scanned and the result which was 20dB lower than the limit line was not reported.

There is a comparison data of both open-field test site and alternative test site - semi-Anechoic chamber according to 414788 D01 Radiated Test Site v01r01, and the result came out very similar.

3.4.6 Test Result of Radiated Spurious at Band Edges

Please refer to Appendix B and C.

3.4.7 Duty Cycle

Please refer to Appendix D.

3.4.8 Test Result of Radiated Spurious Emissions (30MHz ~ 10th Harmonic)

Please refer to Appendix B and C.



3.5 AC Conducted Emission Measurement

3.5.1 Limit of AC Conducted Emission

For equipment that is designed to be connected to the public utility (AC) power line, the radio frequency voltage that is conducted back onto the AC power line on any frequency or frequencies within the band 150 kHz to 30 MHz shall not exceed the limits in the following table.

| Frequency of emission (MHz) | Conducted limit (dB μ V) | |
|-----------------------------|------------------------------|-----------|
| | Quasi-peak | Average |
| 0.15-0.5 | 66 to 56* | 56 to 46* |
| 0.5-5 | 56 | 46 |
| 5-30 | 60 | 50 |

*Decreases with the logarithm of the frequency.

3.5.2 Measuring Instruments

See list of measuring equipment of this test report.

3.5.3 Test Procedures

1. The EUT was placed 0.4 meter from the conducting wall of the shielding room was kept at least 80 centimeters from any other grounded conducting surface.
2. Connect EUT to the power mains through a line impedance stabilization network (LISN).
3. All the support units are connecting to the other LISN.
4. The LISN provides 50 ohm coupling impedance for the measuring instrument.
5. The FCC states that a 50 ohm, 50 microhenry LISN should be used.
6. Both sides of AC line were checked for maximum conducted interference.
7. The frequency range from 150 kHz to 30 MHz was searched.
8. Set the test-receiver system to Peak Detect Function and specified bandwidth with Maximum Hold Mode.

3.5.4 Test Setup



3.5.5 Test Result of AC Conducted Emission

Please refer to Appendix A.



3.6 Automatically Discontinue Transmission

3.6.1 Limit of Automatically Discontinue Transmission

The device shall automatically discontinue transmission in case of either absence of information to transmit or operational failure. These provisions are not intended to preclude the transmission of control or signaling information or the use of repetitive codes used by certain digital technologies to complete frame or burst intervals. Applicants shall include in their application for equipment authorization to describe how this requirement is met.

3.6.2 Measuring Instruments

See list of measuring equipment of this test report.

3.6.3 Test Result of Automatically Discontinue Transmission

While the EUT is not transmitting any information, the EUT can automatically discontinue transmission and become standby mode for power saving. The EUT can detect the controlling signal of ACK message transmitting from remote device and verify whether it shall resend or discontinue transmission.



3.7 Antenna Requirements

3.7.1 Standard Applicable

If transmitting antenna directional gain is greater than 6 dBi, both the peak transmit power and the peak power spectral density shall be reduced by the amount in dB that the directional gain of the antenna exceeds 6 dBi.

3.7.2 Antenna Anti-Replacement Construction

An embedded-in antenna design is used.

3.7.3 Antenna Gain

The antenna peak gain of EUT is less than 6 dBi. Therefore, it is not necessary to reduce maximum peak output power limit.



4 List of Measuring Equipment

| Instrument | Brand Name | Model No. | Serial No. | Characteristics | Calibration Date | Test Date | Due Date | Remark |
|---------------------------|-----------------|-----------------------------|---------------------------------|-----------------------|------------------|------------------------------|---------------|-----------------------|
| Bilog Antenna | TESEQ | CBL 6111D & 00800N1D01 N-06 | 35419 & 03 | 30MHz~1GHz | Apr. 29, 2020 | Aug. 08, 2020~ Aug. 19, 2020 | Apr. 28, 2021 | Radiation (03CH07-HY) |
| Double Ridge Horn Antenna | ESCO | 3117 | 00075962 | 1GHz ~ 18GHz | Dec. 06, 2019 | Aug. 08, 2020~ Aug. 19, 2020 | Dec. 05, 2020 | Radiation (03CH07-HY) |
| EMI Test Receiver | Agilent | N9038A (MXE) | MY5329005 3 | 20Hz~26.5GHz | May 21, 2020 | Aug. 08, 2020~ Aug. 19, 2020 | May 20, 2021 | Radiation (03CH07-HY) |
| Loop Antenna | Rohde & Schwarz | HFH2-Z2 | 100315 | 9 kHz~30 MHz | Dec. 26, 2019 | Aug. 08, 2020~ Aug. 19, 2020 | Dec. 25, 2020 | Radiation (03CH07-HY) |
| Preamplifier | MITEQ | AMF-7D-0010 1800-30-10P | 1590075 | 1GHz~18GHz | Apr. 23, 2020 | Aug. 08, 2020~ Aug. 19, 2020 | Apr. 22, 2021 | Radiation (03CH07-HY) |
| Preamplifier | COM-POWER | PA-103A | 161241 | 10MHz~1GHz | May 19, 2020 | Aug. 08, 2020~ Aug. 19, 2020 | May 18, 2021 | Radiation (03CH07-HY) |
| Preamplifier | Agilent | 8449B | 3008A02362 | 1GHz~26.5GHz | Nov. 01, 2019 | Aug. 08, 2020~ Aug. 19, 2020 | Oct. 31, 2020 | Radiation (03CH07-HY) |
| Filter | Microwave | H3G018G1 | SN477219 | 3GHz High Pass Filter | Nov. 01, 2019 | Aug. 08, 2020~ Aug. 19, 2020 | Oct. 31, 2020 | Radiation (03CH07-HY) |
| RF Cable | HUBER + SUHNER | SUCOFLEX 102 | MY2858/2,8 01606/2 | 18GHz~40GHz | Feb. 25, 2020 | Aug. 08, 2020~ Aug. 19, 2020 | Feb. 24, 2021 | Radiation (03CH07-HY) |
| RF Cable | HUBER + SUHNER | SUCOFLEX 126 | 532078/126 E | 30MHz~18GHz | N/A | Aug. 08, 2020~ Aug. 19, 2020 | N/A | Radiation (03CH07-HY) |
| RF Cable | HUBER + SUHNER | SUCOFLEX 104 | MY24971/4, MY28655/4 | 9kHz~30MHz | Feb. 25, 2020 | Aug. 08, 2020~ Aug. 19, 2020 | Feb. 24, 2021 | Radiation (03CH07-HY) |
| RF Cable | HUBER + SUHNER | SUCOFLEX 104 | MY28655/4, MY24971/4, MY15682/4 | 30MHz~1GHz | Feb. 25, 2020 | Aug. 08, 2020~ Aug. 19, 2020 | Feb. 24, 2021 | Radiation (03CH07-HY) |
| RF Cable | HUBER + SUHNER | SUCOFLEX 104 | MY28655/4, MY24971/4, MY15682/4 | 1GHz~18GHz | Feb. 25, 2020 | Aug. 08, 2020~ Aug. 19, 2020 | Feb. 24, 2021 | Radiation (03CH07-HY) |
| Controller | ChainTek | Chaintek 3000 | N/A | Control Turn table | N/A | Aug. 08, 2020~ Aug. 19, 2020 | N/A | Radiation (03CH07-HY) |
| Controller | Max-Full | MF7802 | MF7802083 68 | Control Ant Mast | N/A | Aug. 08, 2020~ Aug. 19, 2020 | N/A | Radiation (03CH07-HY) |
| Antenna Mast | Max-Full | MFA520BS | N/A | 1m~4m | N/A | Aug. 08, 2020~ Aug. 19, 2020 | N/A | Radiation (03CH07-HY) |
| Turn Table | ChainTek | Chaintek 3000 | N/A | 0~360 Degree | N/A | Aug. 08, 2020~ Aug. 19, 2020 | N/A | Radiation (03CH07-HY) |
| Attenuator | HONOVA | 5910 SMA-50-005-19-NE | ATT-36 | N/A | Nov. 01, 2019 | Aug. 08, 2020~ Aug. 19, 2020 | Oct. 31, 2020 | Radiation (03CH07-HY) |
| USB Data Logger | TECPEL | TR-32 | HE17XB249 5 | N/A | N/A | Aug. 08, 2020~ Aug. 19, 2020 | N/A | Radiation (03CH07-HY) |
| SHF-EHF Horn Antenna | SCHWARZBECK | BBHA 9170 | BBHA91702 51 | 18GHz~40GHz | Nov. 26, 2019 | Aug. 08, 2020~ Aug. 19, 2020 | Nov. 25, 2020 | Radiation (03CH07-HY) |
| Spectrum Analyzer | Agilent | N9030A | MY5235027 6 | 3Hz~44GHz | Jun. 09, 2020 | Aug. 08, 2020~ Aug. 19, 2020 | Jun. 08, 2021 | Radiation (03CH07-HY) |



| Instrument | Brand Name | Model No. | Serial No. | Characteristics | Calibration Date | Test Date | Due Date | Remark |
|--------------------------|--------------------|--------------------------------------|-------------------|-----------------------------|------------------|---------------------------------|---------------|--------------------------|
| Filter | Wainwright | WHKX8-5872 .5-6750-1800 0-40ST | SN7 | 6.75GHz High Pass Filter | Aug. 22, 2019 | Aug. 08, 2020~ Aug. 19, 2020 | Aug. 21, 2020 | Radiation (03CH07-HY) |
| Preamplifier | EMEC | EM18G40G | 0600789 | 18-40GHz | N/A | Aug. 08, 2020~ Aug. 19, 2020 | N/A | Radiation (03CH07-HY) |
| Software | Audix | E3 6.2009-8-24 | 8050400465 6H | N/A | N/A | Aug. 08, 2020~ Aug. 19, 2020 | N/A | Radiation (03CH07-HY) |
| Hygrometer | Testo | 608-H1 | 34893241 | N/A | Mar. 02, 2020 | Aug. 03, 2020~ Aug. 29, 2020 | Mar. 01, 2021 | Conducted (TH05-HY) |
| Power Sensor | DARE | RPR3006W | 16I00054SN O10 | 10MHz~6GHz | Dec. 23, 2019 | Aug. 03, 2020~ Aug. 29, 2020 | Dec. 22, 2020 | Conducted (TH05-HY) |
| Signal Analyzer | Rohde & Schwarz | FSV40 | 101397 | 10Hz~40GHz | Nov. 15, 2019 | Aug. 03, 2020~ Aug. 29, 2020 | Nov. 14, 2020 | Conducted (TH05-HY) |
| Switch Box & RF Cable | EM Electronics | EMSW18SE | SW200302 | N/A | Mar. 17, 2020 | Aug. 03, 2020~ Aug. 29, 2020 | Mar. 16, 2021 | Conducted (TH05-HY) |
| AC Power Source | ChainTek | APC-1000W | N/A | N/A | N/A | Aug. 12, 2020 | N/A | Conduction (CO05-HY) |
| EMI Test Receiver | Rohde & Schwarz | ESR3 | 102388 | 9kHz~3.6GHz | Nov. 15, 2019 | Aug. 12, 2020 | Nov. 14, 2020 | Conduction (CO05-HY) |
| Hygrometer | Testo | 608-H1 | 34913912 | N/A | Nov. 07, 2019 | Aug. 12, 2020 | Nov. 06, 2020 | Conduction (CO05-HY) |
| LISN | Rohde & Schwarz | ENV216 | 100081 | 9kHz~30MHz | Nov. 15, 2019 | Aug. 12, 2020 | Nov. 14, 2020 | Conduction (CO05-HY) |
| Software | Rohde & Schwarz | EMC32 V10.30 | N/A | N/A | N/A | Aug. 12, 2020 | N/A | Conduction (CO05-HY) |
| LF Cable | HUBER + SUHNER | RG-214/U | LF01 | N/A | Jan. 02, 2020 | Aug. 12, 2020 | Jan. 01, 2021 | Conduction (CO05-HY) |
| Pulse Limiter | Rohde & Schwarz | ESH3-Z2 | 100851 | N/A | Jan. 02, 2020 | Aug. 12, 2020 | Jan. 01, 2021 | Conduction (CO05-HY) |



5 Uncertainty of Evaluation

Uncertainty of Conducted Emission Measurement (150kHz ~ 30MHz)

| | |
|---|-----|
| Measuring Uncertainty for a Level of Confidence of 95% ($U = 2Uc(y)$) | 2.3 |
|---|-----|

Uncertainty of Radiated Emission Measurement (30 MHz ~ 1000 MHz)

| | |
|---|-----|
| Measuring Uncertainty for a Level of Confidence of 95% ($U = 2Uc(y)$) | 4.7 |
|---|-----|

Uncertainty of Radiated Emission Measurement (1000 MHz ~ 18000 MHz)

| | |
|---|-----|
| Measuring Uncertainty for a Level of Confidence of 95% ($U = 2Uc(y)$) | 5.3 |
|---|-----|

Uncertainty of Radiated Emission Measurement (18000 MHz ~ 40000 MHz)

| | |
|---|-----|
| Measuring Uncertainty for a Level of Confidence of 95% ($U = 2Uc(y)$) | 5.0 |
|---|-----|



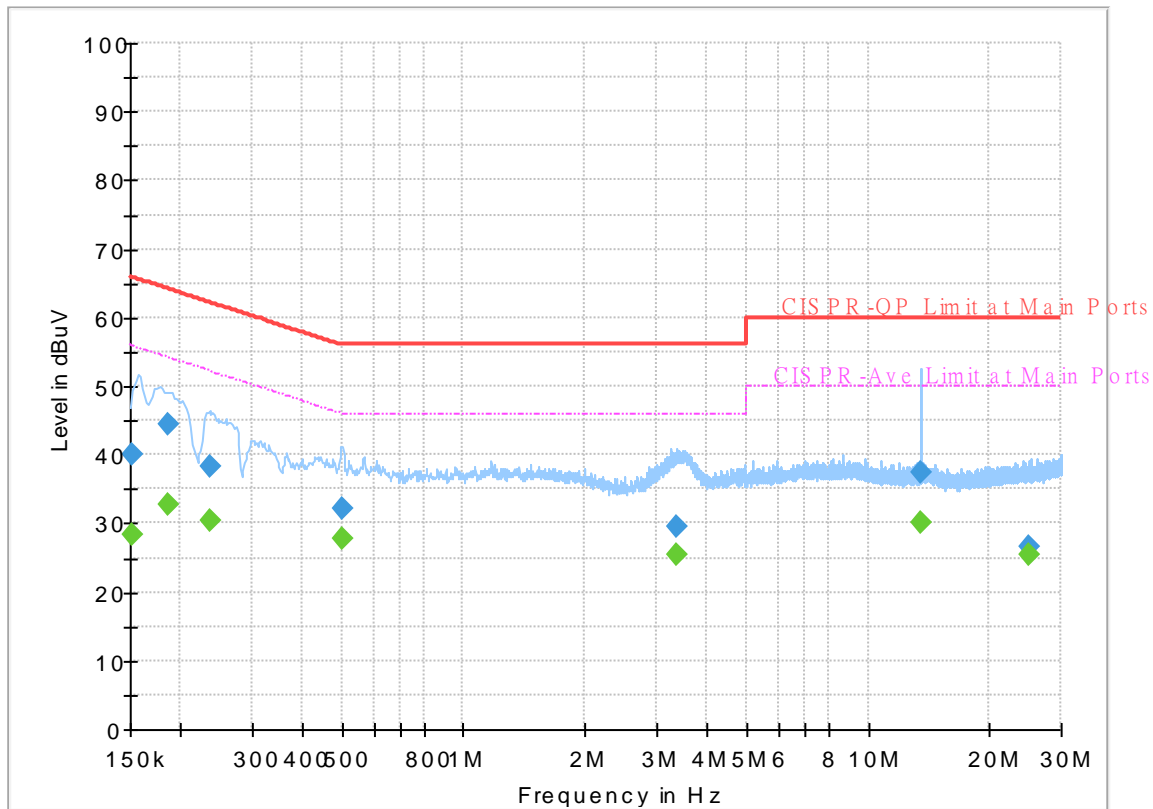
Appendix A. AC Conducted Emission Test Results

| | | | |
|-----------------|--------------|---------------------|---------|
| Test Engineer : | Howard Huang | Temperature : | 23~25°C |
| | | Relative Humidity : | 40~43% |

EUT Information

Report NO : 052917-01
 Test Mode : Mode 1
 Test Voltage : 120Vac/60Hz
 Phase : Line

Full Spectrum



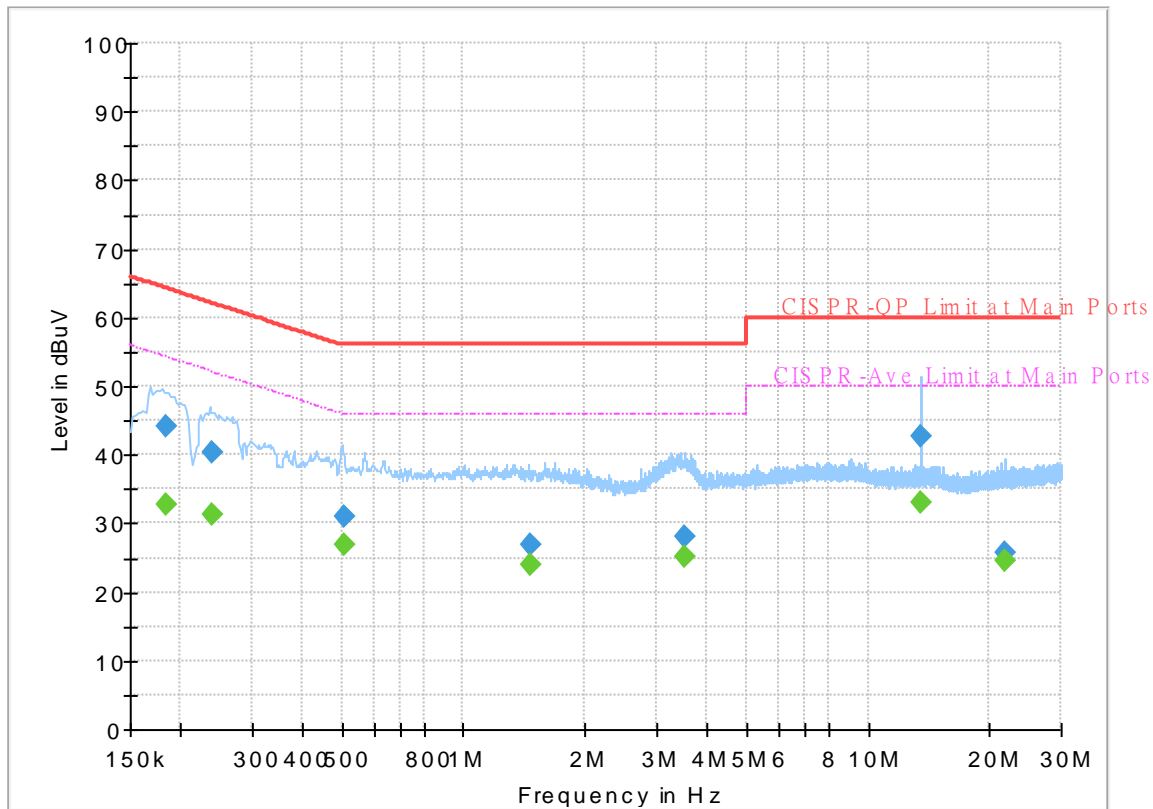
Final_Result

| Frequency (MHz) | QuasiPeak (dBuV) | CAverage (dBuV) | Limit (dBuV) | Margin (dB) | Line | Filter | Corr. (dB) |
|-----------------|------------------|-----------------|--------------|-------------|------|--------|------------|
| 0.152250 | --- | 28.47 | 55.88 | 27.41 | L1 | OFF | 19.6 |
| 0.152250 | 40.19 | --- | 65.88 | 25.69 | L1 | OFF | 19.6 |
| 0.186000 | --- | 32.62 | 54.21 | 21.59 | L1 | OFF | 19.6 |
| 0.186000 | 44.54 | --- | 64.21 | 19.67 | L1 | OFF | 19.6 |
| 0.235500 | --- | 30.41 | 52.25 | 21.84 | L1 | OFF | 19.6 |
| 0.235500 | 38.32 | --- | 62.25 | 23.93 | L1 | OFF | 19.6 |
| 0.501720 | --- | 27.72 | 46.00 | 18.28 | L1 | OFF | 19.6 |
| 0.501720 | 32.07 | --- | 56.00 | 23.93 | L1 | OFF | 19.6 |
| 3.358500 | --- | 25.52 | 46.00 | 20.48 | L1 | OFF | 19.7 |
| 3.358500 | 29.49 | --- | 56.00 | 26.51 | L1 | OFF | 19.7 |
| 13.560000 | --- | 30.02 | 50.00 | 19.98 | L1 | OFF | 20.2 |
| 13.560000 | 37.44 | --- | 60.00 | 22.56 | L1 | OFF | 20.2 |
| 24.949500 | --- | 25.52 | 50.00 | 24.48 | L1 | OFF | 20.5 |
| 24.949500 | 26.69 | --- | 60.00 | 33.31 | L1 | OFF | 20.5 |

EUT Information

Report NO : 052917-01
 Test Mode : Mode 1
 Test Voltage : 120Vac/60Hz
 Phase : Neutral

Full Spectrum



Final_Result

| Frequency (MHz) | QuasiPeak (dBuV) | CAverage (dBuV) | Limit (dBuV) | Margin (dB) | Line | Filter | Corr. (dB) |
|-----------------|------------------|-----------------|--------------|-------------|------|--------|------------|
| 0.183750 | --- | 32.67 | 54.31 | 21.64 | N | OFF | 19.5 |
| 0.183750 | 44.29 | --- | 64.31 | 20.02 | N | OFF | 19.5 |
| 0.240000 | --- | 31.17 | 52.10 | 20.93 | N | OFF | 19.5 |
| 0.240000 | 40.22 | --- | 62.10 | 21.88 | N | OFF | 19.5 |
| 0.505500 | --- | 26.88 | 46.00 | 19.12 | N | OFF | 19.5 |
| 0.505500 | 31.03 | --- | 56.00 | 24.97 | N | OFF | 19.5 |
| 1.469220 | --- | 24.10 | 46.00 | 21.90 | N | OFF | 19.6 |
| 1.469220 | 26.80 | --- | 56.00 | 29.20 | N | OFF | 19.6 |
| 3.503130 | --- | 25.18 | 46.00 | 20.82 | N | OFF | 19.6 |
| 3.503130 | 28.09 | --- | 56.00 | 27.91 | N | OFF | 19.6 |
| 13.560000 | --- | 32.92 | 50.00 | 17.08 | N | OFF | 19.9 |
| 13.560000 | 42.70 | --- | 60.00 | 17.30 | N | OFF | 19.9 |
| 21.711750 | --- | 24.70 | 50.00 | 25.30 | N | OFF | 19.9 |
| 21.711750 | 25.85 | --- | 60.00 | 34.15 | N | OFF | 19.9 |



Appendix B. Radiated Spurious Emission

| | | | |
|-----------------|-----------------------------------|---------------------|---------|
| Test Engineer : | Jesse Wang, Stan Hsieh and Ken Wu | Temperature : | 22~23°C |
| | | Relative Humidity : | 51~59% |

Band 1 - 5150~5250MHz

WIFI 802.11a (Band Edge @ 3m)

| WIFI | Note | Frequency | Level | Over | Limit | Read | Antenna | Path | Preamp | Ant | Table | Peak | Pol. | |
|-----------------------------|------|-----------|------------|--------|-----------------|----------------|-----------------|-------------|---------------|------------|-------------|--------------|---------|---|
| Ant. 1 | | (MHz) | (dBμV/m) | (dB) | Line (dBμV/m) | Level (dBμV) | Factor (dB/m) | Loss (dB) | Factor (dB) | Pos (cm) | Pos (deg) | Avg. (P/A) | (H/V) | |
| 802.11a CH 36 5180MHz | | 5142.22 | 51.91 | -22.09 | 74 | 41.38 | 34.4 | 11.55 | 35.42 | 100 | 38 | P | H | |
| | | 5150 | 44.35 | -9.65 | 54 | 33.81 | 34.4 | 11.56 | 35.42 | 100 | 38 | A | H | |
| | * | 5180 | 111.6 | - | - | 100.96 | 34.47 | 11.58 | 35.41 | 100 | 38 | P | H | |
| | * | 5180 | 104.03 | - | - | 93.39 | 34.47 | 11.58 | 35.41 | 100 | 38 | A | H | |
| | | | | | | | | | | | | | H | |
| | | | | | | | | | | | | | | H |
| | | | 5148.2 | 51.58 | -22.42 | 74 | 41.04 | 34.4 | 11.56 | 35.42 | 100 | 116 | P | V |
| | | | 5150 | 43.93 | -10.07 | 54 | 33.39 | 34.4 | 11.56 | 35.42 | 100 | 116 | A | V |
| | * | | 5180 | 110.61 | - | - | 99.97 | 34.47 | 11.58 | 35.41 | 100 | 116 | P | V |
| | * | | 5180 | 102.98 | - | - | 92.34 | 34.47 | 11.58 | 35.41 | 100 | 116 | A | V |
| | | | | | | | | | | | | | | V |
| | | | | | | | | | | | | | | V |
| 802.11a CH 44 5220MHz | | 5140.14 | 49.34 | -24.66 | 74 | 38.81 | 34.4 | 11.55 | 35.42 | 100 | 32 | P | H | |
| | | 5150 | 40.39 | -13.61 | 54 | 29.85 | 34.4 | 11.56 | 35.42 | 100 | 32 | A | H | |
| | * | 5220 | 112.09 | - | - | 101.37 | 34.5 | 11.62 | 35.4 | 100 | 32 | P | H | |
| | * | 5220 | 104.74 | - | - | 94.02 | 34.5 | 11.62 | 35.4 | 100 | 32 | A | H | |
| | | | 5355.56 | 48.73 | -25.27 | 74 | 37.82 | 34.5 | 11.76 | 35.35 | 100 | 32 | P | H |
| | | | 5414.36 | 39.23 | -14.77 | 54 | 28.03 | 34.7 | 11.83 | 35.33 | 100 | 32 | A | H |
| | | | 5103.48 | 49.17 | -24.83 | 74 | 38.78 | 34.3 | 11.52 | 35.43 | 100 | 90 | P | V |
| | | | 5149.76 | 39.7 | -14.3 | 54 | 29.16 | 34.4 | 11.56 | 35.42 | 100 | 90 | A | V |
| | * | | 5220 | 109.65 | - | - | 98.93 | 34.5 | 11.62 | 35.4 | 100 | 90 | P | V |
| | * | | 5220 | 101.88 | - | - | 91.16 | 34.5 | 11.62 | 35.4 | 100 | 90 | A | V |
| | | | 5358.36 | 48.2 | -25.8 | 74 | 37.28 | 34.5 | 11.77 | 35.35 | 100 | 90 | P | V |
| | | | 5459.44 | 39.13 | -14.87 | 54 | 27.86 | 34.7 | 11.88 | 35.31 | 100 | 90 | A | V |



| | | | | | | | | | | | | | |
|--------------------------------------|---|---------|--------|--------|----|--------|-------|-------|-------|-----|-----|---|---|
| 802.11a CH 48 5240MHz | | 5111.8 | 48.89 | -25.11 | 74 | 38.46 | 34.33 | 11.53 | 35.43 | 100 | 34 | P | H |
| | | 5150 | 39.92 | -14.08 | 54 | 29.38 | 34.4 | 11.56 | 35.42 | 100 | 34 | A | H |
| | * | 5240 | 111.56 | - | - | 100.81 | 34.5 | 11.64 | 35.39 | 100 | 34 | P | H |
| | * | 5240 | 104.06 | - | - | 93.31 | 34.5 | 11.64 | 35.39 | 100 | 34 | A | H |
| | | 5409.6 | 49 | -25 | 74 | 37.81 | 34.7 | 11.82 | 35.33 | 100 | 34 | P | H |
| | | 5350 | 39.41 | -14.59 | 54 | 28.5 | 34.5 | 11.76 | 35.35 | 100 | 34 | A | H |
| | | 5079.56 | 49 | -25 | 74 | 38.71 | 34.23 | 11.5 | 35.44 | 100 | 117 | P | V |
| | | 5150 | 39.82 | -14.18 | 54 | 29.28 | 34.4 | 11.56 | 35.42 | 100 | 117 | A | V |
| | * | 5240 | 109.01 | - | - | 98.26 | 34.5 | 11.64 | 35.39 | 100 | 117 | P | V |
| | * | 5240 | 101.25 | - | - | 90.5 | 34.5 | 11.64 | 35.39 | 100 | 117 | A | V |
| | | 5434.8 | 48.07 | -25.93 | 74 | 36.84 | 34.7 | 11.85 | 35.32 | 100 | 117 | P | V |
| | | 5459.44 | 39.11 | -14.89 | 54 | 27.84 | 34.7 | 11.88 | 35.31 | 100 | 117 | A | V |
| Remark | 1. No other spurious found. 2. All results are PASS against Peak and Average limit line. | | | | | | | | | | | | |



Band 1 5150~5250MHz
WIFI 802.11a (Harmonic @ 3m)

| WIFI Ant. 1 | Note | Frequency (MHz) | Level (dBμV/m) | Over Limit (dB) | Limit Line (dBμV/m) | Read Level (dBμV) | Antenna Factor (dB/m) | Path Loss (dB) | Preamp Factor (dB) | Ant Pos (cm) | Table Pos (deg) | Peak Avg. (P/A) | Pol. (H/V) |
|-----------------------------|---|-------------------|------------------|-------------------|-----------------------|-------------------|-------------------------|------------------|----------------------|----------------|-------------------|-----------------|------------|
| 802.11a CH 36 5180MHz | | 10360 | 42.35 | -25.85 | 68.2 | 46.33 | 37.47 | 17.58 | 59.03 | 100 | 0 | P | H |
| | | 15540 | 45.88 | -28.12 | 74 | 40.9 | 40.1 | 21.65 | 56.77 | 100 | 0 | P | H |
| | | | | | | | | | | | | | H |
| | | | | | | | | | | | | | H |
| | | 10360 | 43.12 | -25.08 | 68.2 | 47.1 | 37.47 | 17.58 | 59.03 | 100 | 0 | P | V |
| | | 15540 | 44.88 | -29.12 | 74 | 39.9 | 40.1 | 21.65 | 56.77 | 100 | 0 | P | V |
| | | | | | | | | | | | | | V |
| | | | | | | | | | | | | | V |
| 802.11a CH 44 5220MHz | | 10440 | 43.71 | -24.49 | 68.2 | 47.5 | 37.53 | 17.65 | 58.97 | 100 | 0 | P | H |
| | | 15660 | 45.63 | -28.37 | 74 | 40.2 | 40.45 | 21.73 | 56.75 | 100 | 0 | P | H |
| | | | | | | | | | | | | | H |
| | | | | | | | | | | | | | H |
| | | 10440 | 44.68 | -23.52 | 68.2 | 48.47 | 37.53 | 17.65 | 58.97 | 100 | 0 | P | V |
| | | 15660 | 45.9 | -28.1 | 74 | 40.47 | 40.45 | 21.73 | 56.75 | 100 | 0 | P | V |
| | | | | | | | | | | | | | V |
| | | | | | | | | | | | | | V |
| 802.11a CH 48 5240MHz | | 10480 | 43.68 | -24.52 | 68.2 | 47.36 | 37.58 | 17.68 | 58.94 | 100 | 0 | P | H |
| | | 15720 | 46.49 | -27.51 | 74 | 40.89 | 40.58 | 21.76 | 56.74 | 100 | 0 | P | H |
| | | | | | | | | | | | | | H |
| | | | | | | | | | | | | | H |
| | | 10480 | 45.04 | -23.16 | 68.2 | 48.72 | 37.58 | 17.68 | 58.94 | 100 | 0 | P | V |
| | | 15720 | 47.16 | -26.84 | 74 | 41.56 | 40.58 | 21.76 | 56.74 | 100 | 0 | P | V |
| | | | | | | | | | | | | | V |
| | | | | | | | | | | | | | V |
| Remark | 1. No other spurious found. 2. All results are PASS against Peak and Average limit line. | | | | | | | | | | | | |



Band 1 5150~5250MHz
WIFI 802.11ac VHT20 (Band Edge @ 3m)

| WIFI Ant. 1 | Note | Frequency (MHz) | Level (dBμV/m) | Over Limit (dB) | Limit Line (dBμV/m) | Read Level (dBμV) | Antenna Factor (dB/m) | Path Loss (dB) | Preamp Factor (dB) | Ant Pos (cm) | Table Pos (deg) | Peak Avg. (P/A) | Pol. (H/V) | |
|------------------------------|------|-------------------|------------------|-------------------|-----------------------|---------------------|-------------------------|------------------|----------------------|----------------|-------------------|-------------------|--------------|---|
| 802.11ac VHT20 CH 36 5180MHz | | 5149.76 | 53.7 | -20.3 | 74 | 43.16 | 34.4 | 11.56 | 35.42 | 100 | 36 | P | H | |
| | | 5150 | 47.12 | -6.88 | 54 | 36.58 | 34.4 | 11.56 | 35.42 | 100 | 36 | A | H | |
| | * | 5180 | 112.02 | - | - | 101.38 | 34.47 | 11.58 | 35.41 | 100 | 36 | P | H | |
| | * | 5180 | 104.39 | - | - | 93.75 | 34.47 | 11.58 | 35.41 | 100 | 36 | A | H | |
| | | | | | | | | | | | | | H | |
| | | | | | | | | | | | | | H | |
| | | | 5148.98 | 52.76 | -21.24 | 74 | 42.22 | 34.4 | 11.56 | 35.42 | 100 | 116 | P | V |
| | | | 5149.76 | 46.16 | -7.84 | 54 | 35.62 | 34.4 | 11.56 | 35.42 | 100 | 116 | A | V |
| | | * | 5180 | 110.84 | - | - | 100.2 | 34.47 | 11.58 | 35.41 | 100 | 116 | P | V |
| | | * | 5180 | 103.27 | - | - | 92.63 | 34.47 | 11.58 | 35.41 | 100 | 116 | A | V |
| | | | | | | | | | | | | | V | |
| | | | | | | | | | | | | | V | |
| 802.11ac VHT20 CH 44 5220MHz | | 5108.42 | 48.61 | -25.39 | 74 | 38.19 | 34.33 | 11.52 | 35.43 | 100 | 33 | P | H | |
| | | 5146.64 | 41.26 | -12.74 | 54 | 30.73 | 34.4 | 11.55 | 35.42 | 100 | 33 | A | H | |
| | | * | 5220 | 111.44 | - | - | 100.72 | 34.5 | 11.62 | 35.4 | 100 | 33 | P | H |
| | | * | 5220 | 104.07 | - | - | 93.35 | 34.5 | 11.62 | 35.4 | 100 | 33 | A | H |
| | | | 5427.8 | 48.41 | -25.59 | 74 | 37.19 | 34.7 | 11.84 | 35.32 | 100 | 33 | P | H |
| | | | 5435.64 | 40.46 | -13.54 | 54 | 29.23 | 34.7 | 11.85 | 35.32 | 100 | 33 | A | H |
| | | | 5134.16 | 49.75 | -24.25 | 74 | 39.26 | 34.37 | 11.54 | 35.42 | 100 | 119 | P | V |
| | | | 5149.5 | 40.95 | -13.05 | 54 | 30.41 | 34.4 | 11.56 | 35.42 | 100 | 119 | A | V |
| | | * | 5220 | 109.24 | - | - | 98.52 | 34.5 | 11.62 | 35.4 | 100 | 119 | P | V |
| | | * | 5220 | 102.2 | - | - | 91.48 | 34.5 | 11.62 | 35.4 | 100 | 119 | A | V |
| | | 5382.44 | 47.95 | -26.05 | 74 | 36.87 | 34.63 | 11.79 | 35.34 | 100 | 119 | P | V | |
| | | 5435.64 | 39.88 | -14.12 | 54 | 28.65 | 34.7 | 11.85 | 35.32 | 100 | 119 | A | V | |



| | | | | | | | | | | | | | |
|---|---|---------|--------|--------|----|--------|-------|-------|-------|-----|-----|---|---|
| 802.11ac VHT20 CH 48 5240MHz | | 5147.42 | 49.39 | -24.61 | 74 | 38.85 | 34.4 | 11.56 | 35.42 | 100 | 34 | P | H |
| | | 5135.72 | 40.63 | -13.37 | 54 | 30.13 | 34.37 | 11.55 | 35.42 | 100 | 34 | A | H |
| | * | 5240 | 111.5 | - | - | 100.75 | 34.5 | 11.64 | 35.39 | 100 | 34 | P | H |
| | * | 5240 | 103.91 | - | - | 93.16 | 34.5 | 11.64 | 35.39 | 100 | 34 | A | H |
| | | 5354.72 | 49.01 | -24.99 | 74 | 38.1 | 34.5 | 11.76 | 35.35 | 100 | 34 | P | H |
| | | 5356.12 | 40.41 | -13.59 | 54 | 29.5 | 34.5 | 11.76 | 35.35 | 100 | 34 | A | H |
| | | 5131.04 | 49.03 | -24.97 | 74 | 38.55 | 34.37 | 11.54 | 35.43 | 100 | 118 | P | V |
| | | 5143.52 | 40.47 | -13.53 | 54 | 29.94 | 34.4 | 11.55 | 35.42 | 100 | 118 | A | V |
| | * | 5240 | 108.8 | - | - | 98.05 | 34.5 | 11.64 | 35.39 | 100 | 118 | P | V |
| | * | 5240 | 101.2 | - | - | 90.45 | 34.5 | 11.64 | 35.39 | 100 | 118 | A | V |
| | | 5386.36 | 48.85 | -25.15 | 74 | 37.76 | 34.63 | 11.8 | 35.34 | 100 | 118 | P | V |
| | | 5440.68 | 39.75 | -14.25 | 54 | 28.51 | 34.7 | 11.86 | 35.32 | 100 | 118 | A | V |
| Remark | 1. No other spurious found. 2. All results are PASS against Peak and Average limit line. | | | | | | | | | | | | |



Band 1 5150~5250MHz
WIFI 802.11ac VHT20 (Harmonic @ 3m)

| WIFI Ant. 1 | Note | Frequency (MHz) | Level (dBμV/m) | Over Limit (dB) | Limit Line (dBμV/m) | Read Level (dBμV) | Antenna Factor (dB/m) | Path Loss (dB) | Preamp Factor (dB) | Ant Pos (cm) | Table Pos (deg) | Peak Avg. (P/A) | Pol. (H/V) | |
|------------------------------|--|-------------------|------------------|-------------------|-----------------------|-------------------|-------------------------|------------------|----------------------|----------------|-------------------|-----------------|------------|---|
| 802.11ac VHT20 CH 36 5180MHz | | 10360 | 42.81 | -25.39 | 68.2 | 46.79 | 37.47 | 17.58 | 59.03 | 100 | 0 | P | H | |
| | | 15540 | 45.58 | -28.42 | 74 | 40.6 | 40.1 | 21.65 | 56.77 | 100 | 0 | P | H | |
| | | | | | | | | | | | | | H | |
| | | | | | | | | | | | | | H | |
| | | | 10360 | 42.56 | -25.64 | 68.2 | 46.54 | 37.47 | 17.58 | 59.03 | 100 | 0 | P | V |
| | | | 15540 | 44.76 | -29.24 | 74 | 39.78 | 40.1 | 21.65 | 56.77 | 100 | 0 | P | V |
| | | | | | | | | | | | | | | V |
| 802.11ac VHT20 CH 44 5220MHz | | 10440 | 43.59 | -24.61 | 68.2 | 47.38 | 37.53 | 17.65 | 58.97 | 100 | 0 | P | H | |
| | | 15660 | 45.47 | -28.53 | 74 | 40.04 | 40.45 | 21.73 | 56.75 | 100 | 0 | P | H | |
| | | | | | | | | | | | | | H | |
| | | | | | | | | | | | | | H | |
| | | | 10440 | 43.17 | -25.03 | 68.2 | 46.96 | 37.53 | 17.65 | 58.97 | 100 | 0 | P | V |
| | | | 15660 | 45.81 | -28.19 | 74 | 40.38 | 40.45 | 21.73 | 56.75 | 100 | 0 | P | V |
| | | | | | | | | | | | | | | V |
| 802.11ac VHT20 CH 48 5240MHz | | 10480 | 43.32 | -24.88 | 68.2 | 47 | 37.58 | 17.68 | 58.94 | 100 | 0 | P | H | |
| | | 15720 | 46.37 | -27.63 | 74 | 40.77 | 40.58 | 21.76 | 56.74 | 100 | 0 | P | H | |
| | | | | | | | | | | | | | H | |
| | | | | | | | | | | | | | H | |
| | | | 10480 | 44.57 | -23.63 | 68.2 | 48.25 | 37.58 | 17.68 | 58.94 | 100 | 0 | P | V |
| | | | 15720 | 47.41 | -26.59 | 74 | 41.81 | 40.58 | 21.76 | 56.74 | 100 | 0 | P | V |
| | | | | | | | | | | | | | | V |
| Remark | 1. No other spurious found. | | | | | | | | | | | | | |
| | 2. All results are PASS against Peak and Average limit line. | | | | | | | | | | | | | |



Band 1 5150~5250MHz
WIFI 802.11ac VHT40 (Band Edge @ 3m)

| WIFI Ant. 1 | Note | Frequency (MHz) | Level (dBμV/m) | Over Limit (dB) | Limit Line (dBμV/m) | Read Level (dBμV) | Antenna Factor (dB/m) | Path Loss (dB) | Preamp Factor (dB) | Ant Pos (cm) | Table Pos (deg) | Peak Avg. (P/A) | Pol. (H/V) |
|------------------------------|---|-------------------|------------------|-------------------|-----------------------|---------------------|-------------------------|------------------|----------------------|----------------|-------------------|-------------------|--------------|
| 802.11ac VHT40 CH 38 5190MHz | | 5149.24 | 58.34 | -15.66 | 74 | 47.8 | 34.4 | 11.56 | 35.42 | 100 | 36 | P | H |
| | | 5149.76 | 50.89 | -3.11 | 54 | 40.35 | 34.4 | 11.56 | 35.42 | 100 | 36 | A | H |
| | * | 5190 | 106.13 | - | - | 95.48 | 34.47 | 11.59 | 35.41 | 100 | 36 | P | H |
| | * | 5190 | 98.2 | - | - | 87.55 | 34.47 | 11.59 | 35.41 | 100 | 36 | A | H |
| | | 5426.68 | 47.96 | -26.04 | 74 | 36.74 | 34.7 | 11.84 | 35.32 | 100 | 36 | P | H |
| | | 5447.4 | 40.2 | -13.8 | 54 | 28.96 | 34.7 | 11.86 | 35.32 | 100 | 36 | A | H |
| | | 5150 | 57.54 | -16.46 | 74 | 47 | 34.4 | 11.56 | 35.42 | 100 | 120 | P | V |
| | | 5150 | 49.32 | -4.68 | 54 | 38.78 | 34.4 | 11.56 | 35.42 | 100 | 120 | A | V |
| | * | 5190 | 104.55 | - | - | 93.9 | 34.47 | 11.59 | 35.41 | 100 | 120 | P | V |
| | * | 5190 | 96.83 | - | - | 86.18 | 34.47 | 11.59 | 35.41 | 100 | 120 | A | V |
| | | 5427.24 | 46.81 | -27.19 | 74 | 35.59 | 34.7 | 11.84 | 35.32 | 100 | 120 | P | V |
| | | 5443.2 | 39.76 | -14.24 | 54 | 28.52 | 34.7 | 11.86 | 35.32 | 100 | 120 | A | V |
| 802.11ac VHT40 CH 46 5230MHz | | 5147.68 | 52.97 | -21.03 | 74 | 42.43 | 34.4 | 11.56 | 35.42 | 100 | 35 | P | H |
| | | 5150 | 45.89 | -8.11 | 54 | 35.35 | 34.4 | 11.56 | 35.42 | 100 | 35 | A | H |
| | * | 5230 | 109.04 | - | - | 98.3 | 34.5 | 11.63 | 35.39 | 100 | 35 | P | H |
| | * | 5230 | 100.84 | - | - | 90.1 | 34.5 | 11.63 | 35.39 | 100 | 35 | A | H |
| | | 5385.8 | 48.58 | -25.42 | 74 | 37.49 | 34.63 | 11.8 | 35.34 | 100 | 35 | P | H |
| | | 5350.8 | 40.8 | -13.2 | 54 | 29.89 | 34.5 | 11.76 | 35.35 | 100 | 35 | A | H |
| | | 5148.98 | 51.32 | -22.68 | 74 | 40.78 | 34.4 | 11.56 | 35.42 | 100 | 120 | P | V |
| | | 5149.24 | 44.69 | -9.31 | 54 | 34.15 | 34.4 | 11.56 | 35.42 | 100 | 120 | A | V |
| | * | 5230 | 105.34 | - | - | 94.6 | 34.5 | 11.63 | 35.39 | 100 | 120 | P | V |
| | * | 5230 | 98.84 | - | - | 88.1 | 34.5 | 11.63 | 35.39 | 100 | 120 | A | V |
| | 5415.48 | 47.41 | -26.59 | 74 | 36.21 | 34.7 | 11.83 | 35.33 | 100 | 120 | P | V | |
| | 5432.28 | 39.82 | -14.18 | 54 | 28.59 | 34.7 | 11.85 | 35.32 | 100 | 120 | A | V | |
| Remark | 1. No other spurious found. 2. All results are PASS against Peak and Average limit line. | | | | | | | | | | | | |



**Band 1 5150~5250MHz
WIFI 802.11ac VHT40 (Harmonic @ 3m)**

| WIFI Ant. 1 | Note | Frequency (MHz) | Level (dBμV/m) | Over Limit (dB) | Limit Line (dBμV/m) | Read Level (dBμV) | Antenna Factor (dB/m) | Path Loss (dB) | Preamp Factor (dB) | Ant Pos (cm) | Table Pos (deg) | Peak Avg. (P/A) | Pol. (H/V) | |
|------------------------------|--|-------------------|------------------|-------------------|-----------------------|-------------------|-------------------------|------------------|----------------------|----------------|-------------------|-----------------|------------|---|
| 802.11ac VHT40 CH 38 5190MHz | | 10380 | 43.14 | -25.06 | 68.2 | 47.08 | 37.48 | 17.6 | 59.02 | 100 | 0 | P | H | |
| | | 15570 | 45.89 | -28.11 | 74 | 40.78 | 40.2 | 21.68 | 56.77 | 100 | 0 | P | H | |
| | | | | | | | | | | | | | H | |
| | | | | | | | | | | | | | H | |
| | | | 10380 | 43.13 | -25.07 | 68.2 | 47.07 | 37.48 | 17.6 | 59.02 | 100 | 0 | P | V |
| | | | 15570 | 45.36 | -28.64 | 74 | 40.25 | 40.2 | 21.68 | 56.77 | 100 | 0 | P | V |
| | | | | | | | | | | | | | | V |
| 802.11ac VHT40 CH 46 5230MHz | | 10460 | 43.52 | -24.68 | 68.2 | 47.27 | 37.55 | 17.66 | 58.96 | 100 | 0 | P | H | |
| | | 15690 | 46.22 | -27.78 | 74 | 40.67 | 40.55 | 21.75 | 56.75 | 100 | 0 | P | H | |
| | | | | | | | | | | | | | H | |
| | | | | | | | | | | | | | H | |
| | | | 10460 | 43.6 | -24.6 | 68.2 | 47.35 | 37.55 | 17.66 | 58.96 | 100 | 0 | P | V |
| | | | 15690 | 46.24 | -27.76 | 74 | 40.69 | 40.55 | 21.75 | 56.75 | 100 | 0 | P | V |
| | | | | | | | | | | | | | | V |
| Remark | 1. No other spurious found. | | | | | | | | | | | | | |
| | 2. All results are PASS against Peak and Average limit line. | | | | | | | | | | | | | |



**Band 1 5150~5250MHz
WIFI 802.11ac VHT80 (Band Edge @ 3m)**

| WIFI Ant. 1 | Note | Frequency (MHz) | Level (dBμV/m) | Over Limit (dB) | Limit Line (dBμV/m) | Read Level (dBμV) | Antenna Factor (dB/m) | Path Loss (dB) | Preamp Factor (dB) | Ant Pos (cm) | Table Pos (deg) | Peak Avg. (P/A) | Pol. (H/V) |
|-------------------------------------|---|-------------------|------------------|-------------------|-----------------------|-------------------|-------------------------|------------------|----------------------|----------------|-------------------|-----------------|------------|
| 802.11ac VHT80 CH 42 5210MHz | | 5144.04 | 60.25 | -13.75 | 74 | 49.72 | 34.4 | 11.55 | 35.42 | 105 | 37 | P | H |
| | | 5150 | 50.38 | -3.62 | 54 | 39.84 | 34.4 | 11.56 | 35.42 | 105 | 37 | A | H |
| | * | 5210 | 103.29 | - | - | 92.58 | 34.5 | 11.61 | 35.4 | 105 | 37 | P | H |
| | * | 5210 | 94.81 | - | - | 84.1 | 34.5 | 11.61 | 35.4 | 105 | 37 | A | H |
| | | 5360.32 | 48.45 | -25.55 | 74 | 37.53 | 34.5 | 11.77 | 35.35 | 105 | 37 | P | H |
| | | 5359.76 | 40.93 | -13.07 | 54 | 30.01 | 34.5 | 11.77 | 35.35 | 105 | 37 | A | H |
| | | 5149.5 | 56.53 | -17.47 | 74 | 45.99 | 34.4 | 11.56 | 35.42 | 103 | 119 | P | V |
| | | 5149.76 | 49.15 | -4.85 | 54 | 38.61 | 34.4 | 11.56 | 35.42 | 103 | 119 | A | V |
| | * | 5210 | 100.76 | - | - | 90.05 | 34.5 | 11.61 | 35.4 | 103 | 119 | P | V |
| | * | 5210 | 93.11 | - | - | 82.4 | 34.5 | 11.61 | 35.4 | 103 | 119 | A | V |
| | | 5388.6 | 47.87 | -26.13 | 74 | 36.78 | 34.63 | 11.8 | 35.34 | 103 | 119 | P | V |
| | 5446.84 | 40.04 | -13.96 | 54 | 28.8 | 34.7 | 11.86 | 35.32 | 103 | 119 | A | V | |
| Remark | 1. No other spurious found. 2. All results are PASS against Peak and Average limit line. | | | | | | | | | | | | |



**Band 1 5150~5250MHz
WIFI 802.11ac VHT80 (Harmonic @ 3m)**

| WIFI Ant. 1 | Note | Frequency (MHz) | Level (dBμV/m) | Over Limit (dB) | Limit Line (dBμV/m) | Read Level (dBμV) | Antenna Factor (dB/m) | Path Loss (dB) | Preamp Factor (dB) | Ant Pos (cm) | Table Pos (deg) | Peak Avg. (P/A) | Pol. (H/V) | |
|---------------------------------------|---|-------------------|------------------|-------------------|-----------------------|-------------------|-------------------------|------------------|----------------------|----------------|-------------------|-----------------|------------|---|
| 802.11ac VHT80 CH 42 5210MHz | | 10420 | 43.76 | -24.44 | 68.2 | 47.6 | 37.52 | 17.63 | 58.99 | 100 | 0 | P | H | |
| | | 15630 | 45.93 | -28.07 | 74 | 40.58 | 40.4 | 21.71 | 56.76 | 100 | 0 | P | H | |
| | | | | | | | | | | | | | H | |
| | | | | | | | | | | | | | H | |
| | | | 10420 | 43.92 | -24.28 | 68.2 | 47.76 | 37.52 | 17.63 | 58.99 | 100 | 0 | P | V |
| | | | 15630 | 45.82 | -28.18 | 74 | 40.47 | 40.4 | 21.71 | 56.76 | 100 | 0 | P | V |
| | | | | | | | | | | | | | | V |
| | | | | | | | | | | | | | V | |
| Remark | 1. No other spurious found. 2. All results are PASS against Peak and Average limit line. | | | | | | | | | | | | | |



Band 2 - 5250~5350MHz
WiFi 802.11a (Band Edge @ 3m)

| WiFi Ant. 1 | Note | Frequency (MHz) | Level (dBμV/m) | Over Limit (dB) | Limit Line (dBμV/m) | Read Level (dBμV) | Antenna Factor (dB/m) | Path Loss (dB) | Preamp Factor (dB) | Ant Pos (cm) | Table Pos (deg) | Peak Avg. (P/A) | Pol. (H/V) |
|--------------------------------------|------|-------------------|------------------|-------------------|-----------------------|-------------------|-------------------------|------------------|----------------------|----------------|-------------------|-----------------|------------|
| 802.11a CH 52 5260MHz | | 5072.8 | 48 | -26 | 74 | 37.73 | 34.23 | 11.49 | 35.45 | 113 | 34 | P | H |
| | | 5148.75 | 39.04 | -14.96 | 54 | 28.5 | 34.4 | 11.56 | 35.42 | 113 | 34 | A | H |
| | * | 5260 | 111.4 | - | - | 100.55 | 34.57 | 11.66 | 35.38 | 113 | 34 | P | H |
| | * | 5260 | 103.75 | - | - | 92.9 | 34.57 | 11.66 | 35.38 | 113 | 34 | A | H |
| | | 5350.32 | 47.55 | -26.45 | 74 | 36.64 | 34.5 | 11.76 | 35.35 | 113 | 34 | P | H |
| | | 5350.32 | 39.17 | -14.83 | 54 | 28.26 | 34.5 | 11.76 | 35.35 | 113 | 34 | A | H |
| | | 5081.55 | 49.55 | -24.45 | 74 | 39.26 | 34.23 | 11.5 | 35.44 | 100 | 119 | P | V |
| | | 5150 | 39.08 | -14.92 | 54 | 28.54 | 34.4 | 11.56 | 35.42 | 100 | 119 | A | V |
| | * | 5260 | 108.95 | - | - | 98.1 | 34.57 | 11.66 | 35.38 | 100 | 119 | P | V |
| | * | 5260 | 100.96 | - | - | 90.11 | 34.57 | 11.66 | 35.38 | 100 | 119 | A | V |
| | | 5358 | 47.68 | -26.32 | 74 | 36.76 | 34.5 | 11.77 | 35.35 | 100 | 119 | P | V |
| | | 5459.52 | 38.32 | -15.68 | 54 | 27.05 | 34.7 | 11.88 | 35.31 | 100 | 119 | A | V |
| 802.11a CH 60 5300MHz | | 5116.9 | 47.69 | -26.31 | 74 | 37.26 | 34.33 | 11.53 | 35.43 | 100 | 34 | P | H |
| | | 5140.7 | 38.91 | -15.09 | 54 | 28.38 | 34.4 | 11.55 | 35.42 | 100 | 34 | A | H |
| | * | 5300 | 109.7 | - | - | 98.67 | 34.7 | 11.7 | 35.37 | 100 | 34 | P | H |
| | * | 5300 | 103.62 | - | - | 92.59 | 34.7 | 11.7 | 35.37 | 100 | 34 | A | H |
| | | 5353.2 | 49.82 | -24.18 | 74 | 38.91 | 34.5 | 11.76 | 35.35 | 100 | 34 | P | H |
| | | 5350.08 | 42.39 | -11.61 | 54 | 31.48 | 34.5 | 11.76 | 35.35 | 100 | 34 | A | H |
| | | 5137.55 | 48.12 | -25.88 | 74 | 37.62 | 34.37 | 11.55 | 35.42 | 100 | 120 | P | V |
| | | 5138.6 | 38.88 | -15.12 | 54 | 28.38 | 34.37 | 11.55 | 35.42 | 100 | 120 | A | V |
| | * | 5300 | 108.34 | - | - | 97.31 | 34.7 | 11.7 | 35.37 | 100 | 120 | P | V |
| | * | 5300 | 100.46 | - | - | 89.43 | 34.7 | 11.7 | 35.37 | 100 | 120 | A | V |
| | | 5363.76 | 48.05 | -25.95 | 74 | 37.06 | 34.57 | 11.77 | 35.35 | 100 | 120 | P | V |
| | | 5350.08 | 39.5 | -14.5 | 54 | 28.59 | 34.5 | 11.76 | 35.35 | 100 | 120 | A | V |



| | | | | | | | | | | | | | |
|--------------------------------------|---|---------|-------|--------|----|-------|-------|-------|-------|-----|-----|---|---|
| 802.11a CH 64 5320MHz | * | 5320 | 110.4 | - | - | 99.4 | 34.63 | 11.73 | 35.36 | 100 | 34 | P | H |
| | * | 5320 | 102.2 | - | - | 91.2 | 34.63 | 11.73 | 35.36 | 100 | 34 | A | H |
| | | 5354.08 | 55.19 | -18.81 | 74 | 44.28 | 34.5 | 11.76 | 35.35 | 100 | 34 | P | H |
| | | 5350.08 | 48.58 | -5.42 | 54 | 37.67 | 34.5 | 11.76 | 35.35 | 100 | 34 | A | H |
| | | | | | | | | | | | | | H |
| | | | | | | | | | | | | | H |
| | * | 5320 | 106.9 | - | - | 95.9 | 34.63 | 11.73 | 35.36 | 100 | 239 | P | V |
| | * | 5320 | 99.27 | - | - | 88.27 | 34.63 | 11.73 | 35.36 | 100 | 239 | A | V |
| | | 5350.08 | 52.44 | -21.56 | 74 | 41.53 | 34.5 | 11.76 | 35.35 | 100 | 239 | P | V |
| | | 5350.08 | 45.17 | -8.83 | 54 | 34.26 | 34.5 | 11.76 | 35.35 | 100 | 239 | A | V |
| | | | | | | | | | | | | | V |
| | | | | | | | | | | | | | V |
| Remark | 1. No other spurious found. 2. All results are PASS against Peak and Average limit line. | | | | | | | | | | | | |



Band 2 5250~5350MHz
WIFI 802.11a (Harmonic @ 3m)

| WIFI Ant. 1 | Note | Frequency (MHz) | Level (dBμV/m) | Over Limit (dB) | Limit Line (dBμV/m) | Read Level (dBμV) | Antenna Factor (dB/m) | Path Loss (dB) | Preamp Factor (dB) | Ant Pos (cm) | Table Pos (deg) | Peak Avg. (P/A) | Pol. (H/V) |
|-----------------------------|---|-------------------|------------------|-------------------|-----------------------|---------------------|-------------------------|------------------|----------------------|----------------|-------------------|-------------------|--------------|
| 802.11a CH 52 5260MHz | | 10520 | 43.72 | -24.48 | 68.2 | 47.34 | 37.6 | 17.7 | 58.92 | 100 | 0 | P | H |
| | | 15780 | 46.76 | -27.24 | 74 | 41.17 | 40.53 | 21.8 | 56.74 | 100 | 0 | P | H |
| | | | | | | | | | | | | | H |
| | | | | | | | | | | | | | H |
| | | 10520 | 44.46 | -23.74 | 68.2 | 48.08 | 37.6 | 17.7 | 58.92 | 100 | 0 | P | V |
| | | 15780 | 46.28 | -27.72 | 74 | 40.69 | 40.53 | 21.8 | 56.74 | 100 | 0 | P | V |
| | | | | | | | | | | | | | V |
| | | | | | | | | | | | | | V |
| 802.11a CH 60 5300MHz | | 10600 | 44.39 | -29.61 | 74 | 47.91 | 37.6 | 17.76 | 58.88 | 100 | 0 | P | H |
| | | 15900 | 46.47 | -27.53 | 74 | 40.5 | 40.8 | 21.89 | 56.72 | 100 | 0 | P | H |
| | | | | | | | | | | | | | H |
| | | | | | | | | | | | | | H |
| | | 10600 | 43.21 | -30.79 | 74 | 46.73 | 37.6 | 17.76 | 58.88 | 100 | 0 | P | V |
| | | 15900 | 46.81 | -27.19 | 74 | 40.84 | 40.8 | 21.89 | 56.72 | 100 | 0 | P | V |
| | | | | | | | | | | | | | V |
| | | | | | | | | | | | | | V |
| 802.11a CH 64 5320MHz | | 10640 | 43.79 | -30.21 | 74 | 47.23 | 37.63 | 17.79 | 58.86 | 100 | 0 | P | H |
| | | 15960 | 45.46 | -28.54 | 74 | 39.44 | 40.8 | 21.93 | 56.71 | 100 | 0 | P | H |
| | | | | | | | | | | | | | H |
| | | | | | | | | | | | | | H |
| | | 10640 | 44.22 | -29.78 | 74 | 47.66 | 37.63 | 17.79 | 58.86 | 100 | 0 | P | V |
| | | 15960 | 45.22 | -28.78 | 74 | 39.2 | 40.8 | 21.93 | 56.71 | 100 | 0 | P | V |
| | | | | | | | | | | | | | V |
| | | | | | | | | | | | | | V |
| Remark | 1. No other spurious found. 2. All results are PASS against Peak and Average limit line. | | | | | | | | | | | | |



Band 2 5250~5350MHz
WIFI 802.11ac VHT20 (Band Edge @ 3m)

| WIFI Ant. 1 | Note | Frequency (MHz) | Level (dBμV/m) | Over Limit (dB) | Limit Line (dBμV/m) | Read Level (dBμV) | Antenna Factor (dB/m) | Path Loss (dB) | Preamp Factor (dB) | Ant Pos (cm) | Table Pos (deg) | Peak Avg. (P/A) | Pol. (H/V) |
|------------------------------|---------|-------------------|------------------|-------------------|-----------------------|-------------------|-------------------------|------------------|----------------------|----------------|-------------------|-----------------|------------|
| 802.11ac VHT20 CH 52 5260MHz | | 5109.9 | 48.79 | -25.21 | 74 | 38.37 | 34.33 | 11.52 | 35.43 | 113 | 34 | P | H |
| | | 5117.6 | 39.86 | -14.14 | 54 | 29.43 | 34.33 | 11.53 | 35.43 | 113 | 34 | A | H |
| | * | 5260 | 110.75 | - | - | 99.9 | 34.57 | 11.66 | 35.38 | 113 | 34 | P | H |
| | * | 5260 | 103.36 | - | - | 92.51 | 34.57 | 11.66 | 35.38 | 113 | 34 | A | H |
| | | 5382.24 | 47.92 | -26.08 | 74 | 36.84 | 34.63 | 11.79 | 35.34 | 113 | 34 | P | H |
| | | 5351.52 | 39.91 | -14.09 | 54 | 29 | 34.5 | 11.76 | 35.35 | 113 | 34 | A | H |
| | | 5096.6 | 47.8 | -26.2 | 74 | 37.43 | 34.3 | 11.51 | 35.44 | 100 | 119 | P | V |
| | | 5099.05 | 40.06 | -13.94 | 54 | 29.69 | 34.3 | 11.51 | 35.44 | 100 | 119 | A | V |
| | * | 5260 | 107.55 | - | - | 96.7 | 34.57 | 11.66 | 35.38 | 100 | 119 | P | V |
| | * | 5260 | 100.82 | - | - | 89.97 | 34.57 | 11.66 | 35.38 | 100 | 119 | A | V |
| | | 5351.52 | 48 | -26 | 74 | 37.09 | 34.5 | 11.76 | 35.35 | 100 | 119 | P | V |
| | | 5351.76 | 39.31 | -14.69 | 54 | 28.4 | 34.5 | 11.76 | 35.35 | 100 | 119 | A | V |
| 802.11ac VHT20 CH 60 5300MHz | | 5100.1 | 48.29 | -25.71 | 74 | 37.91 | 34.3 | 11.52 | 35.44 | 100 | 34 | P | H |
| | | 5146.3 | 39.93 | -14.07 | 54 | 29.4 | 34.4 | 11.55 | 35.42 | 100 | 34 | A | H |
| | * | 5300 | 112.64 | - | - | 101.61 | 34.7 | 11.7 | 35.37 | 100 | 34 | P | H |
| | * | 5300 | 103.84 | - | - | 92.81 | 34.7 | 11.7 | 35.37 | 100 | 34 | A | H |
| | | 5354.64 | 50.91 | -23.09 | 74 | 40 | 34.5 | 11.76 | 35.35 | 100 | 34 | P | H |
| | | 5350.08 | 43.81 | -10.19 | 54 | 32.9 | 34.5 | 11.76 | 35.35 | 100 | 34 | A | H |
| | | 5118.3 | 48.13 | -25.87 | 74 | 37.7 | 34.33 | 11.53 | 35.43 | 100 | 120 | P | V |
| | | 5132.3 | 39.67 | -14.33 | 54 | 29.19 | 34.37 | 11.54 | 35.43 | 100 | 120 | A | V |
| | * | 5300 | 107.94 | - | - | 96.91 | 34.7 | 11.7 | 35.37 | 100 | 120 | P | V |
| | * | 5300 | 100.74 | - | - | 89.71 | 34.7 | 11.7 | 35.37 | 100 | 120 | A | V |
| | 5351.04 | 47.93 | -26.07 | 74 | 37.02 | 34.5 | 11.76 | 35.35 | 100 | 120 | P | V | |
| | 5350.32 | 40.52 | -13.48 | 54 | 29.61 | 34.5 | 11.76 | 35.35 | 100 | 120 | A | V | |



| | | | | | | | | | | | | | |
|---|---|---------|--------|--------|----|-------|-------|-------|-------|-----|-----|---|---|
| 802.11ac VHT20 CH 64 5320MHz | * | 5320 | 110.3 | - | - | 99.3 | 34.63 | 11.73 | 35.36 | 100 | 34 | P | H |
| | * | 5320 | 102.6 | - | - | 91.6 | 34.63 | 11.73 | 35.36 | 100 | 34 | A | H |
| | | 5351.52 | 57.55 | -16.45 | 74 | 46.64 | 34.5 | 11.76 | 35.35 | 100 | 34 | P | H |
| | | 5350.24 | 49.31 | -4.69 | 54 | 38.4 | 34.5 | 11.76 | 35.35 | 100 | 34 | A | H |
| | | | | | | | | | | | | | H |
| | | | | | | | | | | | | | H |
| | * | 5320 | 106.47 | - | - | 95.47 | 34.63 | 11.73 | 35.36 | 100 | 239 | P | V |
| | * | 5320 | 99.24 | - | - | 88.24 | 34.63 | 11.73 | 35.36 | 100 | 239 | A | V |
| | | 5350.88 | 53.61 | -20.39 | 74 | 42.7 | 34.5 | 11.76 | 35.35 | 100 | 239 | P | V |
| | | 5350.4 | 46.06 | -7.94 | 54 | 35.15 | 34.5 | 11.76 | 35.35 | 100 | 239 | A | V |
| | | | | | | | | | | | | | V |
| | | | | | | | | | | | | | V |
| Remark | 1. No other spurious found. 2. All results are PASS against Peak and Average limit line. | | | | | | | | | | | | |



Band 2 5250~5350MHz
WIFI 802.11ac VHT20 (Harmonic @ 3m)

| WIFI Ant. 1 | Note | Frequency (MHz) | Level (dBμV/m) | Over Limit (dB) | Limit Line (dBμV/m) | Read Level (dBμV) | Antenna Factor (dB/m) | Path Loss (dB) | Preamp Factor (dB) | Ant Pos (cm) | Table Pos (deg) | Peak Avg. (P/A) | Pol. (H/V) | |
|---------------------------------|--|-------------------|------------------|-------------------|-----------------------|-------------------|-------------------------|------------------|----------------------|----------------|-------------------|-----------------|------------|---|
| 802.11ac VHT20 CH 52 5260MHz | | 10520 | 43.75 | -24.45 | 68.2 | 47.37 | 37.6 | 17.7 | 58.92 | 100 | 0 | P | H | |
| | | 15780 | 46.8 | -27.2 | 74 | 41.21 | 40.53 | 21.8 | 56.74 | 100 | 0 | P | H | |
| | | | | | | | | | | | | | H | |
| | | | | | | | | | | | | | H | |
| | | | 10520 | 44.03 | -24.17 | 68.2 | 47.65 | 37.6 | 17.7 | 58.92 | 100 | 0 | P | V |
| | | | 15780 | 46.87 | -27.13 | 74 | 41.28 | 40.53 | 21.8 | 56.74 | 100 | 0 | P | V |
| | | | | | | | | | | | | | | V |
| 802.11ac VHT20 CH 60 5300MHz | | 10600 | 43.8 | -30.2 | 74 | 47.32 | 37.6 | 17.76 | 58.88 | 100 | 0 | P | H | |
| | | 15900 | 47.41 | -26.59 | 74 | 41.44 | 40.8 | 21.89 | 56.72 | 100 | 0 | P | H | |
| | | | | | | | | | | | | | H | |
| | | | | | | | | | | | | | H | |
| | | | 10600 | 43.87 | -30.13 | 74 | 47.39 | 37.6 | 17.76 | 58.88 | 100 | 0 | P | V |
| | | | 15900 | 46.86 | -27.14 | 74 | 40.89 | 40.8 | 21.89 | 56.72 | 100 | 0 | P | V |
| | | | | | | | | | | | | | | V |
| 802.11ac VHT20 CH 64 5320MHz | | 10640 | 43.62 | -30.38 | 74 | 47.06 | 37.63 | 17.79 | 58.86 | 100 | 0 | P | H | |
| | | 15960 | 45.64 | -28.36 | 74 | 39.62 | 40.8 | 21.93 | 56.71 | 100 | 0 | P | H | |
| | | | | | | | | | | | | | H | |
| | | | | | | | | | | | | | H | |
| | | | 10640 | 44.33 | -29.67 | 74 | 47.77 | 37.63 | 17.79 | 58.86 | 100 | 0 | P | V |
| | | | 15960 | 46.54 | -27.46 | 74 | 40.52 | 40.8 | 21.93 | 56.71 | 100 | 0 | P | V |
| | | | | | | | | | | | | | | V |
| Remark | 1. No other spurious found. | | | | | | | | | | | | | |
| | 2. All results are PASS against Peak and Average limit line. | | | | | | | | | | | | | |



Band 2 5250~5350MHz
WIFI 802.11ac VHT40 (Band Edge @ 3m)

| WIFI Ant. 1 | Note | Frequency (MHz) | Level (dBμV/m) | Over Limit (dB) | Limit Line (dBμV/m) | Read Level (dBμV) | Antenna Factor (dB/m) | Path Loss (dB) | Preamp Factor (dB) | Ant Pos (cm) | Table Pos (deg) | Peak Avg. (P/A) | Pol. (H/V) |
|------------------------------|---|-------------------|------------------|-------------------|-----------------------|---------------------|-------------------------|------------------|----------------------|----------------|-------------------|-------------------|--------------|
| 802.11ac VHT40 CH 54 5270MHz | | 5132.65 | 49.65 | -24.35 | 74 | 39.16 | 34.37 | 11.54 | 35.42 | 100 | 34 | P | H |
| | | 5149.45 | 40.7 | -13.3 | 54 | 30.16 | 34.4 | 11.56 | 35.42 | 100 | 34 | A | H |
| | * | 5270 | 106.41 | - | - | 95.55 | 34.57 | 11.67 | 35.38 | 100 | 34 | P | H |
| | * | 5270 | 99.16 | - | - | 88.3 | 34.57 | 11.67 | 35.38 | 100 | 34 | A | H |
| | | 5351.28 | 51.29 | -22.71 | 74 | 40.38 | 34.5 | 11.76 | 35.35 | 100 | 34 | P | H |
| | | 5351.76 | 43.82 | -10.18 | 54 | 32.91 | 34.5 | 11.76 | 35.35 | 100 | 34 | A | H |
| | | 5106.05 | 47.91 | -26.09 | 74 | 37.49 | 34.33 | 11.52 | 35.43 | 101 | 119 | P | V |
| | | 5112 | 40.56 | -13.44 | 54 | 30.13 | 34.33 | 11.53 | 35.43 | 101 | 119 | A | V |
| | * | 5270 | 104.58 | - | - | 93.72 | 34.57 | 11.67 | 35.38 | 101 | 119 | P | V |
| | * | 5270 | 96.96 | - | - | 86.1 | 34.57 | 11.67 | 35.38 | 101 | 119 | A | V |
| | | 5351.52 | 47.54 | -26.46 | 74 | 36.63 | 34.5 | 11.76 | 35.35 | 101 | 119 | P | V |
| | | 5351.04 | 41.22 | -12.78 | 54 | 30.31 | 34.5 | 11.76 | 35.35 | 101 | 119 | A | V |
| 802.11ac VHT40 CH 62 5310MHz | | 5144.2 | 48.57 | -25.43 | 74 | 38.04 | 34.4 | 11.55 | 35.42 | 100 | 36 | P | H |
| | | 5148.05 | 41.09 | -12.91 | 54 | 30.55 | 34.4 | 11.56 | 35.42 | 100 | 36 | A | H |
| | * | 5310 | 104.34 | - | - | 93.35 | 34.63 | 11.72 | 35.36 | 100 | 36 | P | H |
| | * | 5310 | 97.12 | - | - | 86.13 | 34.63 | 11.72 | 35.36 | 100 | 36 | A | H |
| | | 5350.8 | 57.03 | -16.97 | 74 | 46.12 | 34.5 | 11.76 | 35.35 | 100 | 36 | P | H |
| | | 5350.08 | 52.66 | -1.34 | 54 | 41.75 | 34.5 | 11.76 | 35.35 | 100 | 36 | A | H |
| | | 5074.2 | 48.81 | -25.19 | 74 | 38.53 | 34.23 | 11.49 | 35.44 | 100 | 242 | P | V |
| | | 5107.1 | 40.92 | -13.08 | 54 | 30.5 | 34.33 | 11.52 | 35.43 | 100 | 242 | A | V |
| | * | 5310 | 102.18 | - | - | 91.19 | 34.63 | 11.72 | 35.36 | 100 | 242 | P | V |
| | * | 5310 | 94.09 | - | - | 83.1 | 34.63 | 11.72 | 35.36 | 100 | 242 | A | V |
| | 5357.04 | 55.48 | -18.52 | 74 | 44.57 | 34.5 | 11.76 | 35.35 | 100 | 242 | P | V | |
| | 5350.08 | 48.27 | -5.73 | 54 | 37.36 | 34.5 | 11.76 | 35.35 | 100 | 242 | A | V | |
| Remark | 1. No other spurious found. 2. All results are PASS against Peak and Average limit line. | | | | | | | | | | | | |



Band 2 5250~5350MHz
WIFI 802.11ac VHT40 (Harmonic @ 3m)

| WIFI Ant. 1 | Note | Frequency (MHz) | Level (dBμV/m) | Over Limit (dB) | Limit Line (dBμV/m) | Read Level (dBμV) | Antenna Factor (dB/m) | Path Loss (dB) | Preamp Factor (dB) | Ant Pos (cm) | Table Pos (deg) | Peak Avg. (P/A) | Pol. (H/V) | |
|------------------------------|--|-------------------|------------------|-------------------|-----------------------|-------------------|-------------------------|------------------|----------------------|----------------|-------------------|-----------------|------------|---|
| 802.11ac VHT40 CH 54 5270MHz | | 10540 | 43.2 | -25 | 68.2 | 46.8 | 37.6 | 17.71 | 58.91 | 100 | 0 | P | H | |
| | | 15810 | 46.38 | -27.62 | 74 | 40.79 | 40.5 | 21.82 | 56.73 | 100 | 0 | P | H | |
| | | | | | | | | | | | | | H | |
| | | | | | | | | | | | | | H | |
| | | | 10540 | 43.27 | -24.93 | 68.2 | 46.87 | 37.6 | 17.71 | 58.91 | 100 | 0 | P | V |
| | | | 15810 | 46.3 | -27.7 | 74 | 40.71 | 40.5 | 21.82 | 56.73 | 100 | 0 | P | V |
| | | | | | | | | | | | | | | V |
| 802.11ac VHT40 CH 62 5310MHz | | 10620 | 44.14 | -29.86 | 74 | 47.61 | 37.62 | 17.78 | 58.87 | 100 | 0 | P | H | |
| | | 15930 | 46.51 | -27.49 | 74 | 40.51 | 40.8 | 21.91 | 56.71 | 100 | 0 | P | H | |
| | | | | | | | | | | | | | H | |
| | | | | | | | | | | | | | H | |
| | | | 10620 | 44.03 | -29.97 | 74 | 47.5 | 37.62 | 17.78 | 58.87 | 100 | 0 | P | V |
| | | | 15930 | 46.48 | -27.52 | 74 | 40.48 | 40.8 | 21.91 | 56.71 | 100 | 0 | P | V |
| | | | | | | | | | | | | | | V |
| Remark | 1. No other spurious found. | | | | | | | | | | | | | |
| | 2. All results are PASS against Peak and Average limit line. | | | | | | | | | | | | | |



**Band 2 5250~5350MHz
WIFI 802.11ac VHT80 (Band Edge @ 3m)**

| WIFI Ant. 1 | Note | Frequency (MHz) | Level (dBμV/m) | Over Limit (dB) | Limit Line (dBμV/m) | Read Level (dBμV) | Antenna Factor (dB/m) | Path Loss (dB) | Preamp Factor (dB) | Ant Pos (cm) | Table Pos (deg) | Peak Avg. (P/A) | Pol. (H/V) |
|-------------------------------------|---|-------------------|------------------|-------------------|-----------------------|-------------------|-------------------------|------------------|----------------------|----------------|-------------------|-----------------|------------|
| 802.11ac VHT80 CH 58 5290MHz | | 5065.45 | 48.41 | -25.59 | 74 | 38.2 | 34.17 | 11.49 | 35.45 | 104 | 33 | P | H |
| | | 5147.35 | 40.46 | -13.54 | 54 | 29.92 | 34.4 | 11.56 | 35.42 | 104 | 33 | A | H |
| | * | 5290 | 100.38 | - | - | 89.43 | 34.63 | 11.69 | 35.37 | 104 | 33 | P | H |
| | * | 5290 | 92.81 | - | - | 81.86 | 34.63 | 11.69 | 35.37 | 104 | 33 | A | H |
| | | 5351.28 | 60.07 | -13.93 | 74 | 49.16 | 34.5 | 11.76 | 35.35 | 104 | 33 | P | H |
| | | 5350.32 | 52.39 | -1.61 | 54 | 41.48 | 34.5 | 11.76 | 35.35 | 104 | 33 | A | H |
| | | 5137.9 | 48.87 | -25.13 | 74 | 38.37 | 34.37 | 11.55 | 35.42 | 100 | 121 | P | V |
| | | 5105 | 40.67 | -13.33 | 54 | 30.28 | 34.3 | 11.52 | 35.43 | 100 | 121 | A | V |
| | * | 5290 | 97.82 | - | - | 86.87 | 34.63 | 11.69 | 35.37 | 100 | 121 | P | V |
| | * | 5290 | 89.66 | - | - | 78.71 | 34.63 | 11.69 | 35.37 | 100 | 121 | A | V |
| | | 5356.56 | 53.62 | -20.38 | 74 | 42.71 | 34.5 | 11.76 | 35.35 | 100 | 121 | P | V |
| | 5350.08 | 47.23 | -6.77 | 54 | 36.32 | 34.5 | 11.76 | 35.35 | 100 | 121 | A | V | |
| Remark | 1. No other spurious found. 2. All results are PASS against Peak and Average limit line. | | | | | | | | | | | | |



**Band 2 5250~5350MHz
WIFI 802.11ac VHT80 (Harmonic @ 3m)**

| WIFI Ant. 1 | Note | Frequency (MHz) | Level (dBμV/m) | Over Limit (dB) | Limit Line (dBμV/m) | Read Level (dBμV) | Antenna Factor (dB/m) | Path Loss (dB) | Preamp Factor (dB) | Ant Pos (cm) | Table Pos (deg) | Peak Avg. (P/A) | Pol. (H/V) | |
|------------------------------|---|-------------------|------------------|-------------------|-----------------------|-------------------|-------------------------|------------------|----------------------|----------------|-------------------|-----------------|------------|---|
| 802.11ac VHT80 CH 58 5290MHz | | 10580 | 42.82 | -25.38 | 68.2 | 46.36 | 37.6 | 17.75 | 58.89 | 100 | 0 | P | H | |
| | | 15870 | 47.06 | -26.94 | 74 | 41.17 | 40.74 | 21.87 | 56.72 | 100 | 0 | P | H | |
| | | | | | | | | | | | | | H | |
| | | | | | | | | | | | | | H | |
| | | | 10580 | 44.08 | -24.12 | 68.2 | 47.62 | 37.6 | 17.75 | 58.89 | 100 | 0 | P | V |
| | | | 15870 | 46.51 | -27.49 | 74 | 40.62 | 40.74 | 21.87 | 56.72 | 100 | 0 | P | V |
| | | | | | | | | | | | | | | V |
| | | | | | | | | | | | | | V | |
| Remark | 1. No other spurious found. 2. All results are PASS against Peak and Average limit line. | | | | | | | | | | | | | |



Band 3 - 5470~5725MHz
WIFI 802.11a (Band Edge @ 3m)

| WIFI Ant. 1 | Note | Frequency (MHz) | Level (dBμV/m) | Over Limit (dB) | Limit Line (dBμV/m) | Read Level (dBμV) | Antenna Factor (dB/m) | Path Loss (dB) | Preamp Factor (dB) | Ant Pos (cm) | Table Pos (deg) | Peak Avg. (P/A) | Pol. (H/V) | |
|------------------------------|------|-------------------|------------------|-------------------|-----------------------|---------------------|-------------------------|------------------|----------------------|----------------|-------------------|-------------------|--------------|---|
| 802.11a CH 100 5500MHz | | 5459.9 | 50.28 | -23.72 | 74 | 39.01 | 34.7 | 11.88 | 35.31 | 121 | 35 | P | H | |
| | | 5468.4 | 56.43 | -11.77 | 68.2 | 45.05 | 34.8 | 11.89 | 35.31 | 121 | 35 | P | H | |
| | | 5460 | 43.84 | -10.16 | 54 | 32.57 | 34.7 | 11.88 | 35.31 | 121 | 35 | A | H | |
| | * | 5500 | 111.39 | - | - | 99.76 | 35 | 11.93 | 35.3 | 121 | 35 | P | H | |
| | * | 5500 | 103.72 | - | - | 92.09 | 35 | 11.93 | 35.3 | 121 | 35 | A | H | |
| | | | | | | | | | | | | | | H |
| | | | 5454.64 | 49.01 | -24.99 | 74 | 37.76 | 34.7 | 11.87 | 35.32 | 100 | 102 | P | V |
| | | | 5468.72 | 55.63 | -12.57 | 68.2 | 44.25 | 34.8 | 11.89 | 35.31 | 100 | 102 | P | V |
| | | | 5460 | 42.29 | -11.71 | 54 | 31.02 | 34.7 | 11.88 | 35.31 | 100 | 102 | A | V |
| | * | | 5500 | 109.14 | - | - | 97.51 | 35 | 11.93 | 35.3 | 100 | 102 | P | V |
| | * | | 5500 | 101.37 | - | - | 89.74 | 35 | 11.93 | 35.3 | 100 | 102 | A | V |
| | | | | | | | | | | | | | | V |
| 802.11a CH 116 5580MHz | | 5449.12 | 47.72 | -26.28 | 74 | 36.47 | 34.7 | 11.87 | 35.32 | 100 | 11 | P | H | |
| | | 5461.6 | 49.04 | -19.16 | 68.2 | 37.77 | 34.7 | 11.88 | 35.31 | 100 | 11 | P | H | |
| | | 5457.76 | 39.52 | -14.48 | 54 | 28.25 | 34.7 | 11.88 | 35.31 | 100 | 11 | A | H | |
| | * | 5580 | 111.28 | - | - | 99.7 | 34.87 | 12.02 | 35.31 | 100 | 11 | P | H | |
| | * | 5580 | 103.64 | - | - | 92.06 | 34.87 | 12.02 | 35.31 | 100 | 11 | A | H | |
| | | | 5735.705 | 50.06 | -18.14 | 68.2 | 38.12 | 35 | 12.26 | 35.32 | 100 | 11 | P | H |
| | | | 5374.72 | 48.05 | -25.95 | 74 | 37.04 | 34.57 | 11.78 | 35.34 | 115 | 103 | P | V |
| | | | 5469.76 | 47.7 | -20.5 | 68.2 | 36.32 | 34.8 | 11.89 | 35.31 | 115 | 103 | P | V |
| | | | 5459.92 | 39.37 | -14.63 | 54 | 28.1 | 34.7 | 11.88 | 35.31 | 115 | 103 | A | V |
| | * | | 5580 | 109.75 | - | - | 98.17 | 34.87 | 12.02 | 35.31 | 115 | 103 | P | V |
| | * | | 5580 | 102.1 | - | - | 90.52 | 34.87 | 12.02 | 35.31 | 115 | 103 | A | V |
| | | | 5755.865 | 49.94 | -18.26 | 68.2 | 37.97 | 35 | 12.3 | 35.33 | 115 | 103 | P | V |



| | | | | | | | | | | | | | |
|---|---|---------|--------|-------|------|-------|----|-------|-------|-----|-----|---|---|
| 802.11a CH 140 5700MHz | * | 5700 | 111.14 | - | - | 99.26 | 35 | 12.2 | 35.32 | 107 | 38 | P | H |
| | * | 5700 | 103.45 | - | - | 91.57 | 35 | 12.2 | 35.32 | 107 | 38 | A | H |
| | | 5725.16 | 59.79 | -8.41 | 68.2 | 47.86 | 35 | 12.25 | 35.32 | 107 | 38 | P | H |
| | | | | | | | | | | | | | H |
| | | | | | | | | | | | | | H |
| | | | | | | | | | | | | | H |
| | * | 5700 | 110.78 | - | - | 98.9 | 35 | 12.2 | 35.32 | 100 | 110 | P | V |
| | * | 5700 | 103.2 | - | - | 91.32 | 35 | 12.2 | 35.32 | 100 | 110 | A | V |
| | | 5725 | 59.43 | -8.77 | 68.2 | 47.5 | 35 | 12.25 | 35.32 | 100 | 110 | P | V |
| | | | | | | | | | | | | | V |
| | | | | | | | | | | | | | V |
| | | | | | | | | | | | | | V |
| Remark | 1. No other spurious found. 2. All results are PASS against Peak and Average limit line. | | | | | | | | | | | | |



Band 3 - 5470~5725MHz
WIFI 802.11a (Harmonic @ 3m)

| WIFI Ant. 1 | Note | Frequency (MHz) | Level (dBµV/m) | Over Limit (dB) | Limit Line (dBµV/m) | Read Level (dBµV) | Antenna Factor (dB/m) | Path Loss (dB) | Preamp Factor (dB) | Ant Pos (cm) | Table Pos (deg) | Peak Avg. (P/A) | Pol. (H/V) |
|------------------------------|---|-------------------|------------------|-------------------|-----------------------|---------------------|-------------------------|------------------|----------------------|----------------|-------------------|-------------------|--------------|
| 802.11a CH 100 5500MHz | | 11000 | 44.35 | -29.65 | 74 | 47.09 | 37.9 | 18.05 | 58.69 | 100 | 0 | P | H |
| | | 16500 | 48.07 | -20.13 | 68.2 | 40.51 | 41.6 | 22.38 | 56.42 | 100 | 0 | P | H |
| | | | | | | | | | | | | | H |
| | | | | | | | | | | | | | H |
| | | 11000 | 44.34 | -29.66 | 74 | 47.08 | 37.9 | 18.05 | 58.69 | 100 | 0 | P | V |
| | | 16500 | 48.84 | -19.36 | 68.2 | 41.28 | 41.6 | 22.38 | 56.42 | 100 | 0 | P | V |
| | | | | | | | | | | | | | V |
| | | | | | | | | | | | | | V |
| 802.11a CH 116 5580MHz | | 11160 | 43.98 | -30.02 | 74 | 46.2 | 37.9 | 18.19 | 58.31 | 100 | 0 | P | H |
| | | 16740 | 47.46 | -20.74 | 68.2 | 38.85 | 42.36 | 22.58 | 56.33 | 100 | 0 | P | H |
| | | | | | | | | | | | | | H |
| | | | | | | | | | | | | | H |
| | | 11160 | 44.81 | -29.19 | 74 | 47.03 | 37.9 | 18.19 | 58.31 | 100 | 0 | P | V |
| | | 16740 | 48.23 | -19.97 | 68.2 | 39.62 | 42.36 | 22.58 | 56.33 | 100 | 0 | P | V |
| | | | | | | | | | | | | | V |
| | | | | | | | | | | | | | V |
| 802.11a CH 140 5700MHz | | 11400 | 45.23 | -28.77 | 74 | 46.46 | 38.1 | 18.41 | 57.74 | 100 | 0 | P | H |
| | | 17100 | 49.76 | -18.44 | 68.2 | 41.16 | 42 | 22.87 | 56.27 | 100 | 0 | P | H |
| | | | | | | | | | | | | | H |
| | | | | | | | | | | | | | H |
| | | 11400 | 44.34 | -29.66 | 74 | 45.57 | 38.1 | 18.41 | 57.74 | 100 | 0 | P | V |
| | | 17100 | 49.18 | -19.02 | 68.2 | 40.58 | 42 | 22.87 | 56.27 | 100 | 0 | P | V |
| | | | | | | | | | | | | | V |
| | | | | | | | | | | | | | V |
| Remark | 1. No other spurious found. 2. All results are PASS against Peak and Average limit line. | | | | | | | | | | | | |



Band 3 - 5470~5725MHz
WIFI 802.11ac VHT20 (Band Edge @ 3m)

| WIFI Ant. 1 | Note | Frequency (MHz) | Level (dBμV/m) | Over Limit (dB) | Limit Line (dBμV/m) | Read Level (dBμV) | Antenna Factor (dB/m) | Path Loss (dB) | Preamp Factor (dB) | Ant Pos (cm) | Table Pos (deg) | Peak Avg. (P/A) | Pol. (H/V) | |
|-------------------------------|------|-------------------|------------------|-------------------|-----------------------|---------------------|-------------------------|------------------|----------------------|----------------|-------------------|-------------------|--------------|---|
| 802.11ac VHT20 CH 100 5500MHz | | 5458.8 | 53.42 | -20.58 | 74 | 42.15 | 34.7 | 11.88 | 35.31 | 100 | 33 | P | H | |
| | | 5469.04 | 59.39 | -8.81 | 68.2 | 48.01 | 34.8 | 11.89 | 35.31 | 100 | 33 | P | H | |
| | | 5460 | 46.75 | -7.25 | 54 | 35.48 | 34.7 | 11.88 | 35.31 | 100 | 33 | A | H | |
| | * | 5500 | 112.2 | - | - | 100.57 | 35 | 11.93 | 35.3 | 100 | 33 | P | H | |
| | * | 5500 | 104.76 | - | - | 93.13 | 35 | 11.93 | 35.3 | 100 | 33 | A | H | |
| | | | | | | | | | | | | | | H |
| | | | 5445.2 | 50.2 | -23.8 | 74 | 38.96 | 34.7 | 11.86 | 35.32 | 100 | 103 | P | V |
| | | | 5467.6 | 56.27 | -11.93 | 68.2 | 44.89 | 34.8 | 11.89 | 35.31 | 100 | 103 | P | V |
| | | | 5459.44 | 43.48 | -10.52 | 54 | 32.21 | 34.7 | 11.88 | 35.31 | 100 | 103 | A | V |
| | * | | 5500 | 109.32 | - | - | 97.69 | 35 | 11.93 | 35.3 | 100 | 103 | P | V |
| | * | | 5500 | 101.53 | - | - | 89.9 | 35 | 11.93 | 35.3 | 100 | 103 | A | V |
| | | | | | | | | | | | | | V | |
| 802.11ac VHT20 CH 116 5580MHz | | 5453.68 | 49.79 | -24.21 | 74 | 38.54 | 34.7 | 11.87 | 35.32 | 100 | 36 | P | H | |
| | | 5468.56 | 49.17 | -19.03 | 68.2 | 37.79 | 34.8 | 11.89 | 35.31 | 100 | 36 | P | H | |
| | | 5453.68 | 40.41 | -13.59 | 54 | 29.16 | 34.7 | 11.87 | 35.32 | 100 | 36 | A | H | |
| | * | 5580 | 111.69 | - | - | 100.11 | 34.87 | 12.02 | 35.31 | 100 | 36 | P | H | |
| | * | 5580 | 103.91 | - | - | 92.33 | 34.87 | 12.02 | 35.31 | 100 | 36 | A | H | |
| | | | 5739.17 | 49.86 | -18.34 | 68.2 | 37.91 | 35 | 12.27 | 35.32 | 100 | 36 | P | H |
| | | | 5353.6 | 47.42 | -26.58 | 74 | 36.51 | 34.5 | 11.76 | 35.35 | 100 | 17 | P | V |
| | | | 5469.52 | 47.09 | -21.11 | 68.2 | 35.71 | 34.8 | 11.89 | 35.31 | 100 | 17 | P | V |
| | | | 5456.56 | 40.01 | -13.99 | 54 | 28.74 | 34.7 | 11.88 | 35.31 | 100 | 17 | A | V |
| | * | | 5580 | 109.88 | - | - | 98.3 | 34.87 | 12.02 | 35.31 | 100 | 17 | P | V |
| | * | | 5580 | 102.19 | - | - | 90.61 | 34.87 | 12.02 | 35.31 | 100 | 17 | A | V |
| | | 5728.775 | 49.61 | -18.59 | 68.2 | 37.68 | 35 | 12.25 | 35.32 | 100 | 17 | P | V | |



| | | | | | | | | | | | | | |
|--|---|---------|--------|-------|------|-------|----|-------|-------|-----|----|---|---|
| 802.11ac VHT20 CH 140 5700MHz | * | 5700 | 110.18 | - | - | 98.3 | 35 | 12.2 | 35.32 | 120 | 38 | P | H |
| | * | 5700 | 102.44 | - | - | 90.56 | 35 | 12.2 | 35.32 | 120 | 38 | A | H |
| | | 5725.32 | 65.92 | -2.28 | 68.2 | 53.99 | 35 | 12.25 | 35.32 | 120 | 38 | P | H |
| | | | | | | | | | | | | | H |
| | | | | | | | | | | | | | H |
| | | | | | | | | | | | | | H |
| | * | 5700 | 111.5 | - | - | 99.62 | 35 | 12.2 | 35.32 | 106 | 14 | P | V |
| | * | 5700 | 103.38 | - | - | 91.5 | 35 | 12.2 | 35.32 | 106 | 14 | A | V |
| | | 5725.32 | 66.86 | -1.34 | 68.2 | 54.93 | 35 | 12.25 | 35.32 | 106 | 14 | P | V |
| | | | | | | | | | | | | | V |
| | | | | | | | | | | | | | V |
| | | | | | | | | | | | | | V |
| Remark | 1. No other spurious found. 2. All results are PASS against Peak and Average limit line. | | | | | | | | | | | | |



**Band 3 - 5470~5725MHz
WIFI 802.11ac VHT20 (Harmonic @ 3m)**

| WIFI Ant. 1 | Note | Frequency (MHz) | Level (dBμV/m) | Over Limit (dB) | Limit Line (dBμV/m) | Read Level (dBμV) | Antenna Factor (dB/m) | Path Loss (dB) | Preamp Factor (dB) | Ant Pos (cm) | Table Pos (deg) | Peak Avg. (P/A) | Pol. (H/V) |
|--|--|-------------------|------------------|-------------------|-----------------------|---------------------|-------------------------|------------------|----------------------|----------------|-------------------|-------------------|--------------|
| 802.11ac VHT20 CH 100 5500MHz | | 11000 | 44.06 | -29.94 | 74 | 46.8 | 37.9 | 18.05 | 58.69 | 100 | 0 | P | H |
| | | 16500 | 47.52 | -20.68 | 68.2 | 39.96 | 41.6 | 22.38 | 56.42 | 100 | 0 | P | H |
| | | | | | | | | | | | | | H |
| | | | | | | | | | | | | | H |
| | | 11000 | 44.08 | -29.92 | 74 | 46.82 | 37.9 | 18.05 | 58.69 | 100 | 0 | P | V |
| | | 16500 | 47.83 | -20.37 | 68.2 | 40.27 | 41.6 | 22.38 | 56.42 | 100 | 0 | P | V |
| | | | | | | | | | | | | | V |
| 802.11ac VHT20 CH 116 5580MHz | | 11160 | 43.71 | -30.29 | 74 | 45.93 | 37.9 | 18.19 | 58.31 | 100 | 0 | P | H |
| | | 16740 | 48.69 | -19.51 | 68.2 | 40.08 | 42.36 | 22.58 | 56.33 | 100 | 0 | P | H |
| | | | | | | | | | | | | | H |
| | | | | | | | | | | | | | H |
| | | 11160 | 44.28 | -29.72 | 74 | 46.5 | 37.9 | 18.19 | 58.31 | 100 | 0 | P | V |
| | | 16740 | 47.88 | -20.32 | 68.2 | 39.27 | 42.36 | 22.58 | 56.33 | 100 | 0 | P | V |
| | | | | | | | | | | | | | V |
| 802.11ac VHT20 CH 140 5700MHz | | 11400 | 44.51 | -29.49 | 74 | 45.74 | 38.1 | 18.41 | 57.74 | 100 | 0 | P | H |
| | | 17100 | 48.73 | -19.47 | 68.2 | 40.13 | 42 | 22.87 | 56.27 | 100 | 0 | P | H |
| | | | | | | | | | | | | | H |
| | | | | | | | | | | | | | H |
| | | 11400 | 44.8 | -29.2 | 74 | 46.03 | 38.1 | 18.41 | 57.74 | 100 | 0 | P | V |
| | | 17100 | 49.08 | -19.12 | 68.2 | 40.48 | 42 | 22.87 | 56.27 | 100 | 0 | P | V |
| | | | | | | | | | | | | | V |
| Remark | 1. No other spurious found. | | | | | | | | | | | | |
| | 2. All results are PASS against Peak and Average limit line. | | | | | | | | | | | | |



**Band 3 - 5470~5725MHz
WIFI 802.11ac VHT40 (Band Edge @ 3m)**

| WIFI Ant. 1 | Note | Frequency (MHz) | Level (dBμV/m) | Over Limit (dB) | Limit Line (dBμV/m) | Read Level (dBμV) | Antenna Factor (dB/m) | Path Loss (dB) | Preamp Factor (dB) | Ant Pos (cm) | Table Pos (deg) | Peak Avg. (P/A) | Pol. (H/V) |
|-------------------------------|----------|-------------------|------------------|-------------------|-----------------------|---------------------|-------------------------|------------------|----------------------|----------------|-------------------|-------------------|--------------|
| 802.11ac VHT40 CH 102 5510MHz | | 5459.2 | 61.09 | -12.91 | 74 | 49.82 | 34.7 | 11.88 | 35.31 | 100 | 27 | P | H |
| | | 5468.32 | 66.69 | -1.51 | 68.2 | 55.31 | 34.8 | 11.89 | 35.31 | 100 | 27 | P | H |
| | | 5459.68 | 51.78 | -2.22 | 54 | 40.51 | 34.7 | 11.88 | 35.31 | 100 | 27 | A | H |
| | * | 5510 | 105.34 | - | - | 93.7 | 35 | 11.94 | 35.3 | 100 | 27 | P | H |
| | * | 5510 | 98.54 | - | - | 86.9 | 35 | 11.94 | 35.3 | 100 | 27 | A | H |
| | | 5732.87 | 48.67 | -19.53 | 68.2 | 36.73 | 35 | 12.26 | 35.32 | 100 | 27 | P | H |
| | | 5459.68 | 52.79 | -21.21 | 74 | 41.52 | 34.7 | 11.88 | 35.31 | 100 | 11 | P | V |
| | | 5466.16 | 60.74 | -7.46 | 68.2 | 49.36 | 34.8 | 11.89 | 35.31 | 100 | 11 | P | V |
| | | 5459.92 | 47.57 | -6.43 | 54 | 36.3 | 34.7 | 11.88 | 35.31 | 100 | 11 | A | V |
| | * | 5510 | 103.24 | - | - | 91.6 | 35 | 11.94 | 35.3 | 100 | 11 | P | V |
| | * | 5510 | 95.94 | - | - | 84.3 | 35 | 11.94 | 35.3 | 100 | 11 | A | V |
| | | 5730.98 | 48.73 | -19.47 | 68.2 | 36.79 | 35 | 12.26 | 35.32 | 100 | 11 | P | V |
| 802.11ac VHT40 CH 110 5550MHz | | 5454.16 | 52.61 | -21.39 | 74 | 41.36 | 34.7 | 11.87 | 35.32 | 100 | 30 | P | H |
| | | 5469.28 | 56.38 | -11.82 | 68.2 | 45 | 34.8 | 11.89 | 35.31 | 100 | 30 | P | H |
| | | 5459.92 | 46.65 | -7.35 | 54 | 35.38 | 34.7 | 11.88 | 35.31 | 100 | 30 | A | H |
| | * | 5550 | 107.93 | - | - | 96.46 | 34.8 | 11.98 | 35.31 | 100 | 30 | P | H |
| | * | 5550 | 101.65 | - | - | 90.18 | 34.8 | 11.98 | 35.31 | 100 | 30 | A | H |
| | | 5757.755 | 49.92 | -18.28 | 68.2 | 37.95 | 35 | 12.3 | 35.33 | 100 | 30 | P | H |
| | | 5459.2 | 50.61 | -23.39 | 74 | 39.34 | 34.7 | 11.88 | 35.31 | 100 | 14 | P | V |
| | | 5468.8 | 51.99 | -16.21 | 68.2 | 40.61 | 34.8 | 11.89 | 35.31 | 100 | 14 | P | V |
| | | 5459.92 | 43.91 | -10.09 | 54 | 32.64 | 34.7 | 11.88 | 35.31 | 100 | 14 | A | V |
| | * | 5550 | 106.06 | - | - | 94.59 | 34.8 | 11.98 | 35.31 | 100 | 14 | P | V |
| | * | 5550 | 99.44 | - | - | 87.97 | 34.8 | 11.98 | 35.31 | 100 | 14 | A | V |
| | 5764.685 | 49.14 | -19.06 | 68.2 | 37.16 | 35 | 12.31 | 35.33 | 100 | 14 | P | V | |



| | | | | | | | | | | | | | |
|--|---|---------|--------|--------|------|-------|-------|-------|-------|-----|----|---|---|
| 802.11ac VHT40 CH 134 5670MHz | | 5410.2 | 48.63 | -25.37 | 74 | 37.44 | 34.7 | 11.82 | 35.33 | 100 | 39 | P | H |
| | | 5460.95 | 47.87 | -20.33 | 68.2 | 36.6 | 34.7 | 11.88 | 35.31 | 100 | 39 | P | H |
| | | 5451.5 | 40.87 | -13.13 | 54 | 29.62 | 34.7 | 11.87 | 35.32 | 100 | 39 | A | H |
| | * | 5670 | 107.43 | - | - | 95.74 | 34.85 | 12.16 | 35.32 | 100 | 39 | P | H |
| | * | 5670 | 100.74 | - | - | 89.05 | 34.85 | 12.16 | 35.32 | 100 | 39 | A | H |
| | | 5728.6 | 56.46 | -11.74 | 68.2 | 44.53 | 35 | 12.25 | 35.32 | 100 | 39 | P | H |
| | | 5448.7 | 48.13 | -25.87 | 74 | 36.88 | 34.7 | 11.87 | 35.32 | 100 | 16 | P | V |
| | | 5464.8 | 49.23 | -18.97 | 68.2 | 37.86 | 34.8 | 11.88 | 35.31 | 100 | 16 | P | V |
| | | 5459.55 | 40.45 | -13.55 | 54 | 29.18 | 34.7 | 11.88 | 35.31 | 100 | 16 | A | V |
| | * | 5670 | 106.95 | - | - | 95.26 | 34.85 | 12.16 | 35.32 | 100 | 16 | P | V |
| | * | 5670 | 100.55 | - | - | 88.86 | 34.85 | 12.16 | 35.32 | 100 | 16 | A | V |
| | | 5728.95 | 57.8 | -10.4 | 68.2 | 45.87 | 35 | 12.25 | 35.32 | 100 | 16 | P | V |
| Remark | 1. No other spurious found. 2. All results are PASS against Peak and Average limit line. | | | | | | | | | | | | |



Band 3 - 5470~5725MHz
WIFI 802.11ac VHT40 (Harmonic @ 3m)

| WIFI Ant. 1 | Note | Frequency (MHz) | Level (dBμV/m) | Over Limit (dB) | Limit Line (dBμV/m) | Read Level (dBμV) | Antenna Factor (dB/m) | Path Loss (dB) | Preamp Factor (dB) | Ant Pos (cm) | Table Pos (deg) | Peak Avg. (P/A) | Pol. (H/V) |
|-------------------------------|--|-------------------|------------------|-------------------|-----------------------|---------------------|-------------------------|------------------|----------------------|----------------|-------------------|-------------------|--------------|
| 802.11ac VHT40 CH 102 5510MHz | | 11020 | 44.73 | -29.27 | 74 | 47.41 | 37.9 | 18.06 | 58.64 | 100 | 0 | P | H |
| | | 16530 | 49.68 | -18.52 | 68.2 | 42.02 | 41.67 | 22.4 | 56.41 | 100 | 0 | P | H |
| | | | | | | | | | | | | | H |
| | | | | | | | | | | | | | H |
| | | 11020 | 44.19 | -29.81 | 74 | 46.87 | 37.9 | 18.06 | 58.64 | 100 | 0 | P | V |
| | | 16530 | 48.29 | -19.91 | 68.2 | 40.63 | 41.67 | 22.4 | 56.41 | 100 | 0 | P | V |
| | | | | | | | | | | | | | V |
| 802.11ac VHT40 CH 110 5550MHz | | 11100 | 43.59 | -30.41 | 74 | 46.01 | 37.9 | 18.13 | 58.45 | 100 | 0 | P | H |
| | | 16650 | 48.83 | -19.37 | 68.2 | 40.6 | 42.1 | 22.5 | 56.37 | 100 | 0 | P | H |
| | | | | | | | | | | | | | H |
| | | | | | | | | | | | | | H |
| | | 11100 | 44.14 | -29.86 | 74 | 46.56 | 37.9 | 18.13 | 58.45 | 100 | 0 | P | V |
| | | 16650 | 49.01 | -19.19 | 68.2 | 40.78 | 42.1 | 22.5 | 56.37 | 100 | 0 | P | V |
| | | | | | | | | | | | | | V |
| 802.11ac VHT40 CH 134 5670MHz | | 11340 | 44.57 | -29.43 | 74 | 46.07 | 38.03 | 18.35 | 57.88 | 100 | 0 | P | H |
| | | 17010 | 49.52 | -18.68 | 68.2 | 40.78 | 42.17 | 22.81 | 56.24 | 100 | 0 | P | H |
| | | | | | | | | | | | | | H |
| | | | | | | | | | | | | | H |
| | | 11340 | 44.76 | -29.24 | 74 | 46.26 | 38.03 | 18.35 | 57.88 | 100 | 0 | P | V |
| | | 17010 | 49.28 | -18.92 | 68.2 | 40.54 | 42.17 | 22.81 | 56.24 | 100 | 0 | P | V |
| | | | | | | | | | | | | | V |
| Remark | 1. No other spurious found. | | | | | | | | | | | | |
| | 2. All results are PASS against Peak and Average limit line. | | | | | | | | | | | | |



Band 3 5470~5725MHz
WIFI 802.11ac VHT80 (Band Edge @ 3m)

| WIFI Ant. 1 | Note | Frequency (MHz) | Level (dBμV/m) | Over Limit (dB) | Limit Line (dBμV/m) | Read Level (dBμV) | Antenna Factor (dB/m) | Path Loss (dB) | Preamp Factor (dB) | Ant Pos (cm) | Table Pos (deg) | Peak Avg. (P/A) | Pol. (H/V) |
|-------------------------------|---|-------------------|------------------|-------------------|-----------------------|---------------------|-------------------------|------------------|----------------------|----------------|-------------------|-------------------|--------------|
| 802.11ac VHT80 CH 106 5530MHz | | 5455.84 | 55.91 | -18.09 | 74 | 44.66 | 34.7 | 11.87 | 35.32 | 100 | 33 | P | H |
| | | 5466.64 | 58.35 | -9.85 | 68.2 | 46.97 | 34.8 | 11.89 | 35.31 | 100 | 33 | P | H |
| | | 5458.72 | 51.11 | -2.89 | 54 | 39.84 | 34.7 | 11.88 | 35.31 | 100 | 33 | A | H |
| | * | 5530 | 100.38 | - | - | 88.79 | 34.93 | 11.96 | 35.3 | 100 | 33 | P | H |
| | * | 5530 | 93.63 | - | - | 82.04 | 34.93 | 11.96 | 35.3 | 100 | 33 | A | H |
| | | 5725 | 48.76 | -19.44 | 68.2 | 36.83 | 35 | 12.25 | 35.32 | 100 | 33 | P | H |
| | | 5454.16 | 57.1 | -16.9 | 74 | 45.85 | 34.7 | 11.87 | 35.32 | 100 | 13 | P | V |
| | | 5467.6 | 60.43 | -7.77 | 68.2 | 49.05 | 34.8 | 11.89 | 35.31 | 100 | 13 | P | V |
| | | 5458.96 | 46.9 | -7.1 | 54 | 35.63 | 34.7 | 11.88 | 35.31 | 100 | 13 | A | V |
| | * | 5530 | 98.38 | - | - | 86.79 | 34.93 | 11.96 | 35.3 | 100 | 13 | P | V |
| | * | 5530 | 91.49 | - | - | 79.9 | 34.93 | 11.96 | 35.3 | 100 | 13 | A | V |
| | | 5743.58 | 49.17 | -19.03 | 68.2 | 37.21 | 35 | 12.28 | 35.32 | 100 | 13 | P | V |
| 802.11ac VHT80 CH 122 5610MHz | | 5452.55 | 51.53 | -22.47 | 74 | 40.28 | 34.7 | 11.87 | 35.32 | 100 | 12 | P | H |
| | | 5465.85 | 50.92 | -17.28 | 68.2 | 39.54 | 34.8 | 11.89 | 35.31 | 100 | 12 | P | H |
| | | 5455.7 | 45.65 | -8.35 | 54 | 34.4 | 34.7 | 11.87 | 35.32 | 100 | 12 | A | H |
| | * | 5610 | 104.42 | - | - | 92.67 | 35 | 12.06 | 35.31 | 100 | 12 | P | H |
| | * | 5610 | 97.85 | - | - | 86.1 | 35 | 12.06 | 35.31 | 100 | 12 | A | H |
| | | 5736.3 | 55.89 | -12.31 | 68.2 | 43.95 | 35 | 12.26 | 35.32 | 100 | 12 | P | H |
| | | 5456.05 | 49.76 | -24.24 | 74 | 38.5 | 34.7 | 11.87 | 35.31 | 100 | 11 | P | V |
| | | 5468.3 | 50.72 | -17.48 | 68.2 | 39.34 | 34.8 | 11.89 | 35.31 | 100 | 11 | P | V |
| | | 5458.15 | 43.81 | -10.19 | 54 | 32.54 | 34.7 | 11.88 | 35.31 | 100 | 11 | A | V |
| | * | 5610 | 103.33 | - | - | 91.58 | 35 | 12.06 | 35.31 | 100 | 11 | P | V |
| | * | 5610 | 97.08 | - | - | 85.33 | 35 | 12.06 | 35.31 | 100 | 11 | A | V |
| | | 5727.9 | 57.26 | -10.94 | 68.2 | 45.33 | 35 | 12.25 | 35.32 | 100 | 11 | P | V |
| Remark | 1. No other spurious found. 2. All results are PASS against Peak and Average limit line. | | | | | | | | | | | | |



Band 3 5470~5725MHz
WIFI 802.11ac VHT80 (Harmonic @ 3m)

| WIFI Ant. 1 | Note | Frequency (MHz) | Level (dBμV/m) | Over Limit (dB) | Limit Line (dBμV/m) | Read Level (dBμV) | Antenna Factor (dB/m) | Path Loss (dB) | Preamp Factor (dB) | Ant Pos (cm) | Table Pos (deg) | Peak Avg. (P/A) | Pol. (H/V) | |
|-------------------------------|--|-------------------|------------------|-------------------|-----------------------|-------------------|-------------------------|------------------|----------------------|----------------|-------------------|-----------------|------------|---|
| 802.11ac VHT80 CH 106 5530MHz | | 11060 | 44.29 | -29.71 | 74 | 46.84 | 37.9 | 18.1 | 58.55 | 100 | 0 | P | H | |
| | | 16590 | 48.02 | -20.18 | 68.2 | 40.19 | 41.77 | 22.45 | 56.39 | 100 | 0 | P | H | |
| | | | | | | | | | | | | | H | |
| | | | | | | | | | | | | | H | |
| | | | 11060 | 44.24 | -29.76 | 74 | 46.79 | 37.9 | 18.1 | 58.55 | 100 | 0 | P | V |
| | | | 16590 | 48.46 | -19.74 | 68.2 | 40.63 | 41.77 | 22.45 | 56.39 | 100 | 0 | P | V |
| | | | | | | | | | | | | | | V |
| 802.11ac VHT80 CH 122 5610MHz | | 11220 | 44.8 | -29.2 | 74 | 46.8 | 37.92 | 18.25 | 58.17 | 100 | 0 | P | H | |
| | | 16830 | 48.87 | -19.33 | 68.2 | 40.21 | 42.3 | 22.66 | 56.3 | 100 | 0 | P | H | |
| | | | | | | | | | | | | | H | |
| | | | | | | | | | | | | | H | |
| | | | 11220 | 44.41 | -29.59 | 74 | 46.41 | 37.92 | 18.25 | 58.17 | 100 | 0 | P | V |
| | | | 16830 | 49.44 | -18.76 | 68.2 | 40.78 | 42.3 | 22.66 | 56.3 | 100 | 0 | P | V |
| | | | | | | | | | | | | | | V |
| Remark | 1. No other spurious found. | | | | | | | | | | | | | |
| | 2. All results are PASS against Peak and Average limit line. | | | | | | | | | | | | | |



Band 3 - Straddle Channel
WIFI 802.11a (Band Edge @ 3m)

| WIFI | Note | Frequency | Level | Over | Limit | Read | Antenna | Path | Preamp | Ant | Table | Peak | Pol. |
|---------------------------------------|---|-----------|------------|--------|------------|----------|----------|--------|--------|--------|---------|---------|---------|
| Ant. | | | | Limit | Line | Level | Factor | Loss | Factor | Pos | Pos | Avg. | |
| 1 | | (MHz) | (dBμV/m) | (dB) | (dBμV/m) | (dBμV) | (dB/m) | (dB) | (dB) | (cm) | (deg) | (P/A) | (H/V) |
| 802.11a CH 144 5720MHz | | 5448.28 | 48.33 | -25.67 | 74 | 37.08 | 34.7 | 11.87 | 35.32 | 116 | 39 | P | H |
| | | 5466.22 | 48.44 | -19.76 | 68.2 | 37.06 | 34.8 | 11.89 | 35.31 | 116 | 39 | P | H |
| | | 5459.98 | 39.25 | -14.75 | 54 | 27.98 | 34.7 | 11.88 | 35.31 | 116 | 39 | A | H |
| | * | 5720 | 112.11 | - | - | 100.19 | 35 | 12.24 | 35.32 | 116 | 39 | P | H |
| | * | 5720 | 104.31 | - | - | 92.39 | 35 | 12.24 | 35.32 | 116 | 39 | A | H |
| | | 5921.75 | 50.76 | -17.44 | 68.2 | 38.47 | 35.2 | 12.43 | 35.34 | 116 | 39 | P | H |
| | | 5420.59 | 48.95 | -25.05 | 74 | 37.75 | 34.7 | 11.83 | 35.33 | 108 | 109 | P | V |
| | | 5467 | 47.76 | -20.44 | 68.2 | 36.38 | 34.8 | 11.89 | 35.31 | 108 | 109 | P | V |
| | | 5458.81 | 39.16 | -14.84 | 54 | 27.89 | 34.7 | 11.88 | 35.31 | 108 | 109 | A | V |
| | * | 5720 | 111.46 | - | - | 99.54 | 35 | 12.24 | 35.32 | 108 | 109 | P | V |
| | * | 5720 | 103.63 | - | - | 91.71 | 35 | 12.24 | 35.32 | 108 | 109 | A | V |
| | | 5920 | 52.85 | -15.35 | 68.2 | 40.56 | 35.2 | 12.43 | 35.34 | 108 | 109 | P | V |
| Remark | 1. No other spurious found. 2. All results are PASS against Peak and Average limit line. | | | | | | | | | | | | |



**Band 3 - Straddle Channel
WIFI 802.11a (Harmonic @ 3m)**

| WIFI Ant. 1 | Note | Frequency (MHz) | Level (dBµV/m) | Over Limit (dB) | Limit Line (dBµV/m) | Read Level (dBµV) | Antenna Factor (dB/m) | Path Loss (dB) | Preamp Factor (dB) | Ant Pos (cm) | Table Pos (deg) | Peak Avg. (P/A) | Pol. (H/V) | |
|------------------------------|---|-------------------|------------------|-------------------|-----------------------|-------------------|-------------------------|------------------|----------------------|----------------|-------------------|-----------------|------------|---|
| 802.11a CH 144 5720MHz | | 11440 | 44.88 | -29.12 | 74 | 45.95 | 38.13 | 18.44 | 57.64 | 100 | 0 | P | H | |
| | | 17160 | 49.56 | -18.64 | 68.2 | 41.21 | 41.73 | 22.91 | 56.29 | 100 | 0 | P | H | |
| | | | | | | | | | | | | | H | |
| | | | | | | | | | | | | | H | |
| | | | 11440 | 45.03 | -28.97 | 74 | 46.1 | 38.13 | 18.44 | 57.64 | 100 | 0 | P | V |
| | | | 17160 | 50.01 | -18.19 | 68.2 | 41.66 | 41.73 | 22.91 | 56.29 | 100 | 0 | P | V |
| | | | | | | | | | | | | | | V |
| | | | | | | | | | | | | | | V |
| Remark | 1. No other spurious found. 2. All results are PASS against Peak and Average limit line. | | | | | | | | | | | | | |



Band 3 - Straddle Channel
WIFI 802.11ac VHT20 (Band Edge @ 3m)

| WIFI Ant. 1 | Note | Frequency (MHz) | Level (dBμV/m) | Over Limit (dB) | Limit Line (dBμV/m) | Read Level (dBμV) | Antenna Factor (dB/m) | Path Loss (dB) | Preamp Factor (dB) | Ant Pos (cm) | Table Pos (deg) | Peak Avg. (P/A) | Pol. (H/V) |
|--------------------------------------|---|-------------------|------------------|-------------------|-----------------------|---------------------|-------------------------|------------------|----------------------|----------------|-------------------|-------------------|--------------|
| 802.11ac VHT20 CH 144 5720MHz | | 5356.24 | 47.96 | -26.04 | 74 | 37.05 | 34.5 | 11.76 | 35.35 | 100 | 40 | P | H |
| | | 5461.15 | 48.21 | -19.99 | 68.2 | 36.94 | 34.7 | 11.88 | 35.31 | 100 | 40 | P | H |
| | | 5456.86 | 39.92 | -14.08 | 54 | 28.65 | 34.7 | 11.88 | 35.31 | 100 | 40 | A | H |
| | * | 5720 | 112.49 | - | - | 100.57 | 35 | 12.24 | 35.32 | 100 | 40 | P | H |
| | * | 5720 | 105.08 | - | - | 93.16 | 35 | 12.24 | 35.32 | 100 | 40 | A | H |
| | | 5927.75 | 51 | -17.2 | 68.2 | 38.71 | 35.2 | 12.43 | 35.34 | 100 | 40 | P | H |
| | | 5384.71 | 48.46 | -25.54 | 74 | 37.38 | 34.63 | 11.79 | 35.34 | 100 | 14 | P | V |
| | | 5461.93 | 46.94 | -21.26 | 68.2 | 35.67 | 34.7 | 11.88 | 35.31 | 100 | 14 | P | V |
| | | 5453.74 | 39.93 | -14.07 | 54 | 28.68 | 34.7 | 11.87 | 35.32 | 100 | 14 | A | V |
| | * | 5720 | 112.43 | - | - | 100.51 | 35 | 12.24 | 35.32 | 100 | 14 | P | V |
| | * | 5720 | 105.01 | - | - | 93.09 | 35 | 12.24 | 35.32 | 100 | 14 | A | V |
| | | 5887.25 | 51 | -17.2 | 68.2 | 38.8 | 35.13 | 12.41 | 35.34 | 100 | 14 | P | V |
| Remark | 1. No other spurious found. 2. All results are PASS against Peak and Average limit line. | | | | | | | | | | | | |



Band 3 - Straddle Channel
WIFI 802.11ac VHT20 (Harmonic @ 3m)

| WIFI Ant. 1 | Note | Frequency (MHz) | Level (dBμV/m) | Over Limit (dB) | Limit Line (dBμV/m) | Read Level (dBμV) | Antenna Factor (dB/m) | Path Loss (dB) | Preamp Factor (dB) | Ant Pos (cm) | Table Pos (deg) | Peak Avg. (P/A) | Pol. (H/V) | |
|-------------------------------|---|-------------------|------------------|-------------------|-----------------------|-------------------|-------------------------|------------------|----------------------|----------------|-------------------|-----------------|------------|---|
| 802.11ac VHT20 CH 144 5720MHz | | 11440 | 45.33 | -28.67 | 74 | 46.4 | 38.13 | 18.44 | 57.64 | 100 | 0 | P | H | |
| | | 17160 | 50.5 | -17.7 | 68.2 | 42.15 | 41.73 | 22.91 | 56.29 | 100 | 0 | P | H | |
| | | | | | | | | | | | | | H | |
| | | | | | | | | | | | | | H | |
| | | | 11440 | 44.9 | -29.1 | 74 | 45.97 | 38.13 | 18.44 | 57.64 | 100 | 0 | P | V |
| | | | 17160 | 50.08 | -18.12 | 68.2 | 41.73 | 41.73 | 22.91 | 56.29 | 100 | 0 | P | V |
| | | | | | | | | | | | | | | V |
| | | | | | | | | | | | | | V | |
| Remark | 1. No other spurious found. 2. All results are PASS against Peak and Average limit line. | | | | | | | | | | | | | |



Band 3 - Straddle Channel
WIFI 802.11ac VHT40 (Band Edge @ 3m)

| WIFI Ant. 1 | Note | Frequency (MHz) | Level (dBμV/m) | Over Limit (dB) | Limit Line (dBμV/m) | Read Level (dBμV) | Antenna Factor (dB/m) | Path Loss (dB) | Preamp Factor (dB) | Ant Pos (cm) | Table Pos (deg) | Peak Avg. (P/A) | Pol. (H/V) |
|-------------------------------|---|-------------------|------------------|-------------------|-----------------------|---------------------|-------------------------|------------------|----------------------|----------------|-------------------|-------------------|--------------|
| 802.11ac VHT40 CH 142 5710MHz | | 5436.19 | 47.96 | -26.04 | 74 | 36.73 | 34.7 | 11.85 | 35.32 | 100 | 40 | P | H |
| | | 5470 | 48.23 | -19.97 | 68.2 | 36.85 | 34.8 | 11.89 | 35.31 | 100 | 40 | P | H |
| | | 5428 | 40.74 | -13.26 | 54 | 29.52 | 34.7 | 11.84 | 35.32 | 100 | 40 | A | H |
| | * | 5710 | 109.21 | - | - | 97.31 | 35 | 12.22 | 35.32 | 100 | 40 | P | H |
| | * | 5710 | 102.38 | - | - | 90.48 | 35 | 12.22 | 35.32 | 100 | 40 | A | H |
| | | 5906.25 | 51.17 | -17.03 | 68.2 | 38.89 | 35.2 | 12.42 | 35.34 | 100 | 40 | P | H |
| | | 5387.05 | 49.02 | -24.98 | 74 | 37.93 | 34.63 | 11.8 | 35.34 | 100 | 12 | P | V |
| | | 5469.73 | 47.17 | -21.03 | 68.2 | 35.79 | 34.8 | 11.89 | 35.31 | 100 | 12 | P | V |
| | | 5439.31 | 40.69 | -13.31 | 54 | 29.45 | 34.7 | 11.86 | 35.32 | 100 | 12 | A | V |
| | * | 5710 | 109.46 | - | - | 97.56 | 35 | 12.22 | 35.32 | 100 | 12 | P | V |
| | * | 5710 | 102.21 | - | - | 90.31 | 35 | 12.22 | 35.32 | 100 | 12 | A | V |
| | | 5871.25 | 51.11 | -17.09 | 68.2 | 38.91 | 35.13 | 12.41 | 35.34 | 100 | 12 | P | V |
| Remark | 1. No other spurious found. 2. All results are PASS against Peak and Average limit line. | | | | | | | | | | | | |



**Band 3 - Straddle Channel
WIFI 802.11ac VHT40 (Harmonic @ 3m)**

| WIFI Ant. 1 | Note | Frequency (MHz) | Level (dBµV/m) | Over Limit (dB) | Limit Line (dBµV/m) | Read Level (dBµV) | Antenna Factor (dB/m) | Path Loss (dB) | Preamp Factor (dB) | Ant Pos (cm) | Table Pos (deg) | Peak Avg. (P/A) | Pol. (H/V) | |
|-------------------------------|---|-------------------|------------------|-------------------|-----------------------|---------------------|-------------------------|------------------|----------------------|----------------|-------------------|-----------------|------------|---|
| 802.11ac VHT40 CH 142 5710MHz | | 11420 | 44.86 | -29.14 | 74 | 46.01 | 38.12 | 18.42 | 57.69 | 100 | 0 | P | H | |
| | | 17130 | 50.19 | -18.01 | 68.2 | 41.71 | 41.87 | 22.89 | 56.28 | 100 | 0 | P | H | |
| | | | | | | | | | | | | | H | |
| | | | | | | | | | | | | | H | |
| | | | 11420 | 45.59 | -28.41 | 74 | 46.74 | 38.12 | 18.42 | 57.69 | 100 | 0 | P | V |
| | | | 17130 | 50.12 | -18.08 | 68.2 | 41.64 | 41.87 | 22.89 | 56.28 | 100 | 0 | P | V |
| | | | | | | | | | | | | | | V |
| | | | | | | | | | | | | | | V |
| Remark | 1. No other spurious found. 2. All results are PASS against Peak and Average limit line. | | | | | | | | | | | | | |



Band 3 - Straddle Channel
WIFI 802.11ac VHT80 (Band Edge @ 3m)

| WIFI Ant. 1 | Note | Frequency (MHz) | Level (dBμV/m) | Over Limit (dB) | Limit Line (dBμV/m) | Read Level (dBμV) | Antenna Factor (dB/m) | Path Loss (dB) | Preamp Factor (dB) | Ant Pos (cm) | Table Pos (deg) | Peak Avg. (P/A) | Pol. (H/V) |
|--------------------------------------|---|-------------------|------------------|-------------------|-----------------------|---------------------|-------------------------|------------------|----------------------|----------------|-------------------|-------------------|--------------|
| 802.11ac VHT80 CH 138 5690MHz | | 5458.03 | 50.21 | -23.79 | 74 | 38.94 | 34.7 | 11.88 | 35.31 | 100 | 40 | P | H |
| | | 5469.34 | 49.6 | -18.6 | 68.2 | 38.22 | 34.8 | 11.89 | 35.31 | 100 | 40 | P | H |
| | | 5457.64 | 42.94 | -11.06 | 54 | 31.67 | 34.7 | 11.88 | 35.31 | 100 | 40 | A | H |
| | * | 5690 | 106.21 | - | - | 94.34 | 35 | 12.19 | 35.32 | 100 | 40 | P | H |
| | * | 5690 | 99.55 | - | - | 87.68 | 35 | 12.19 | 35.32 | 100 | 40 | A | H |
| | | 5851.3 | 58.49 | -9.71 | 68.2 | 46.43 | 35 | 12.4 | 35.34 | 100 | 40 | P | H |
| | | 5426.44 | 49 | -25 | 74 | 37.79 | 34.7 | 11.84 | 35.33 | 100 | 13 | P | V |
| | | 5468.56 | 47.99 | -20.21 | 68.2 | 36.61 | 34.8 | 11.89 | 35.31 | 100 | 13 | P | V |
| | | 5457.25 | 41.85 | -12.15 | 54 | 30.58 | 34.7 | 11.88 | 35.31 | 100 | 13 | A | V |
| | * | 5690 | 106.12 | - | - | 94.25 | 35 | 12.19 | 35.32 | 100 | 13 | P | V |
| | * | 5690 | 99.69 | - | - | 87.82 | 35 | 12.19 | 35.32 | 100 | 13 | A | V |
| | | 5858.8 | 56.15 | -12.05 | 68.2 | 44.02 | 35.07 | 12.4 | 35.34 | 100 | 13 | P | V |
| Remark | 1. No other spurious found. 2. All results are PASS against Peak and Average limit line. | | | | | | | | | | | | |



**Band 3 - Straddle Channel
WIFI 802.11ac VHT80 (Harmonic @ 3m)**

| WIFI Ant. 1 | Note | Frequency (MHz) | Level (dBμV/m) | Over Limit (dB) | Limit Line (dBμV/m) | Read Level (dBμV) | Antenna Factor (dB/m) | Path Loss (dB) | Preamp Factor (dB) | Ant Pos (cm) | Table Pos (deg) | Peak Avg. (P/A) | Pol. (H/V) | |
|-------------------------------|---|-------------------|------------------|-------------------|-----------------------|-------------------|-------------------------|------------------|----------------------|----------------|-------------------|-----------------|------------|---|
| 802.11ac VHT80 CH 138 5690MHz | | 11380 | 45.7 | -28.3 | 74 | 47.03 | 38.08 | 18.38 | 57.79 | 100 | 0 | P | H | |
| | | 17070 | 49.21 | -18.99 | 68.2 | 40.56 | 42.07 | 22.84 | 56.26 | 100 | 0 | P | H | |
| | | | | | | | | | | | | | H | |
| | | | | | | | | | | | | | H | |
| | | | 11380 | 44.45 | -29.55 | 74 | 45.78 | 38.08 | 18.38 | 57.79 | 100 | 0 | P | V |
| | | | 17070 | 49.11 | -19.09 | 68.2 | 40.46 | 42.07 | 22.84 | 56.26 | 100 | 0 | P | V |
| | | | | | | | | | | | | | | V |
| | | | | | | | | | | | | | | V |
| Remark | 1. No other spurious found. 2. All results are PASS against Peak and Average limit line. | | | | | | | | | | | | | |



Emission below 1GHz
5GHz WIFI 802.11ac VHT80 (LF)

| WIFI | Note | Frequency | Level | Over | Limit | Read | Antenna | Path | Preamp | Ant | Table | Peak | Pol. | |
|---------------------------------|---|-----------|------------|--------|------------|----------|----------|--------|--------|--------|---------|---------|---------|---|
| Ant. | | | | Limit | Line | Level | Factor | Loss | Factor | Pos | Pos | Avg. | | |
| 1 | | (MHz) | (dBμV/m) | (dB) | (dBμV/m) | (dBμV) | (dB/m) | (dB) | (dB) | (cm) | (deg) | (P/A) | (H/V) | |
| 5GHz 802.11ac VHT80 LF | | 30.81 | 22.43 | -17.57 | 40 | 27.38 | 24.12 | 0.94 | 30.01 | - | - | P | H | |
| | | 127.47 | 21.14 | -22.36 | 43.5 | 31.58 | 17.63 | 1.89 | 29.96 | - | - | P | H | |
| | | 151.5 | 24.1 | -19.4 | 43.5 | 34.81 | 17.17 | 2.07 | 29.95 | - | - | P | H | |
| | | 909.7 | 31.97 | -14.03 | 46 | 26.95 | 28.8 | 5.15 | 28.93 | - | - | P | H | |
| | | 941.2 | 32.53 | -13.47 | 46 | 26.29 | 29.75 | 5.24 | 28.75 | - | - | P | H | |
| | | 959.4 | 34.38 | -11.62 | 46 | 27.33 | 30.41 | 5.29 | 28.65 | 100 | 0 | P | H | |
| | | | | | | | | | | | | | | H |
| | | | | | | | | | | | | | | H |
| | | | | | | | | | | | | | | H |
| | | | | | | | | | | | | | | H |
| | | | | | | | | | | | | | | H |
| | | | | | | | | | | | | | | H |
| | | | | | | | | | | | | | | H |
| | | | | | | | | | | | | | | H |
| | | | | | | | | | | | | | | H |
| | | | | | | | | | | | | | | H |
| | | | | | | | | | | | | | | H |
| | | | | | | | | | | | | | | H |
| | | | | | | | | | | | | | | H |
| | | | 30 | 31.29 | -8.71 | 40 | 36.05 | 24.32 | 0.93 | 30.01 | 100 | 0 | P | V |
| | | 40.8 | 27.16 | -12.84 | 40 | 37.08 | 19 | 1.08 | 30 | - | - | P | V | |
| | | 60.24 | 26.15 | -13.85 | 40 | 42.93 | 11.91 | 1.3 | 29.99 | - | - | P | V | |
| | | 917.4 | 32.37 | -13.63 | 46 | 27.09 | 29 | 5.17 | 28.89 | - | - | P | V | |
| | | 939.1 | 32.95 | -13.05 | 46 | 26.83 | 29.66 | 5.23 | 28.77 | - | - | P | V | |
| | | 955.2 | 33.3 | -12.7 | 46 | 26.17 | 30.53 | 5.27 | 28.67 | - | - | P | V | |
| | | | | | | | | | | | | | V | |
| | | | | | | | | | | | | | V | |
| | | | | | | | | | | | | | V | |
| | | | | | | | | | | | | | V | |
| | | | | | | | | | | | | | V | |
| | | | | | | | | | | | | | V | |
| | | | | | | | | | | | | | V | |
| | | | | | | | | | | | | | V | |
| | | | | | | | | | | | | | V | |
| Remark | <p>1. No other spurious found.</p> <p>2. All results are PASS against limit line.</p> | | | | | | | | | | | | | |



Note symbol

| | |
|-----|--|
| * | Fundamental Frequency which can be ignored. However, the level of any unwanted emissions shall not exceed the level of the fundamental frequency. |
| ! | Test result is over limit line. |
| P/A | Peak or Average |
| H/V | Horizontal or Vertical |



A calculation example for radiated spurious emission is shown as below:

| WIFI | Note | Frequency | Level | Over | Limit | Read | Antenna | Path | Preamp | Ant | Table | Peak | Pol. |
|---------|------|-----------|------------|--------|------------|----------|----------|--------|--------|--------|---------|---------|---------|
| Ant. | | | | Limit | Line | Level | Factor | Loss | Factor | Pos | Pos | Avg. | |
| 1 | | (MHz) | (dBμV/m) | (dB) | (dBμV/m) | (dBμV) | (dB/m) | (dB) | (dB) | (cm) | (deg) | (P/A) | (H/V) |
| 802.11b | | 2390 | 55.45 | -18.55 | 74 | 54.51 | 32.22 | 4.58 | 35.86 | 103 | 308 | P | H |
| CH 01 | | | | | | | | | | | | | |
| 2412MHz | | 2390 | 43.54 | -10.46 | 54 | 42.6 | 32.22 | 4.58 | 35.86 | 103 | 308 | A | H |

1. Path Loss(dB) = Cable loss(dB) + Filter loss(dB) + Attenuator loss(dB)
2. Level(dBμV/m) = Antenna Factor(dB/m) + Path Loss(dB) + Read Level(dBμV) - Preamp Factor(dB)
3. Over Limit(dB) = Level(dBμV/m) – Limit Line(dBμV/m)

For Peak Limit @ 2390MHz:

1. Level(dBμV/m)
= Antenna Factor(dB/m) + Path Loss(dB) + Read Level(dBμV) - Preamp Factor(dB)
= 32.22(dB/m) + 4.58(dB) + 54.51(dBμV) – 35.86 (dB)
= 55.45 (dBμV/m)
2. Over Limit(dB)
= Level(dBμV/m) – Limit Line(dBμV/m)
= 55.45(dBμV/m) – 74(dBμV/m)
= -18.55(dB)

For Average Limit @ 2390MHz:

1. Level(dBμV/m)
= Antenna Factor(dB/m) + Path Loss(dB) + Read Level(dBμV) - Preamp Factor(dB)
= 32.22(dB/m) + 4.58(dB) + 42.6(dBμV) – 35.86 (dB)
= 43.54 (dBμV/m)
2. Over Limit(dB) = Level(dBμV/m) – Limit Line(dBμV/m)
= 43.54(dBμV/m) – 54(dBμV/m)
= -10.46(dB)

Both peak and average measured complies with the limit line, so test result is "PASS".



Appendix C. Radiated Spurious Emission

| | | | |
|-----------------|-----------------------------------|---------------------|---------|
| Test Engineer : | Jesse Wang, Stan Hsieh and Ken Wu | Temperature : | 22~23°C |
| | | Relative Humidity : | 51~59% |

Note symbol

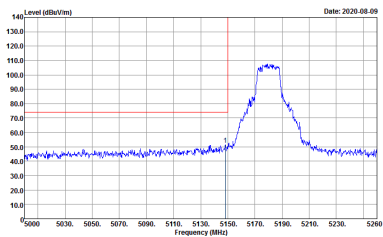
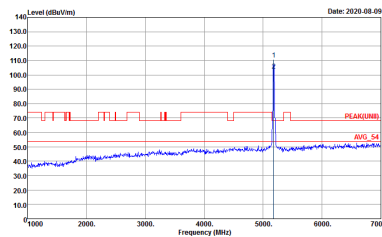
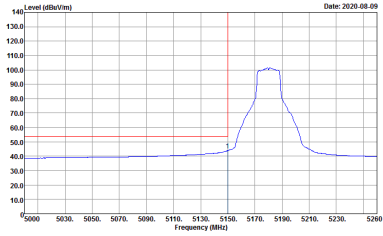
| | |
|----|-----------------------|
| -L | Low channel location |
| -R | High channel location |



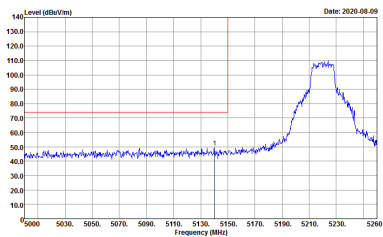
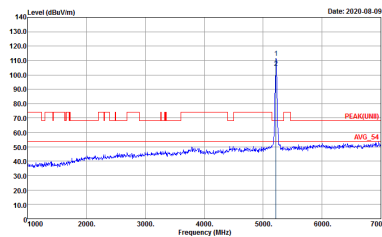
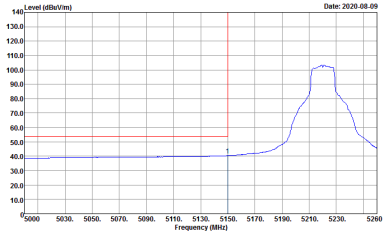
Band 1 - 5150~5250MHz
WIFI 802.11a (Band Edge @ 3m)

| WIFI | Band 1 5150~5250MHz Band Edge @ 3m | |
|-------------|---|--|
| ANT | 802.11a CH36 5180MHz | |
| 1 | Horizontal | Fundamental |
| Peak | <p>Site : 03CH07-HY Condition : PEAK_BE_74 3m HF_ANT_00075962 HORIZONTAL Detector : Peak Project : 052917-01 Mode : 1</p> | <p>Site : 03CH07-HY Condition : PEAK(FUN) 3m HF_ANT_00075962 HORIZONTAL Detector : Peak Project : 052917-01 Mode : 1</p> |
| Avg. | <p>Site : 03CH07-HY Condition : AVG_BE_54 3m HF_ANT_00075962 HORIZONTAL Detector : Peak Project : 052917-01 Mode : 1</p> | Left blank |

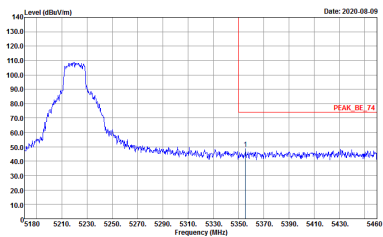
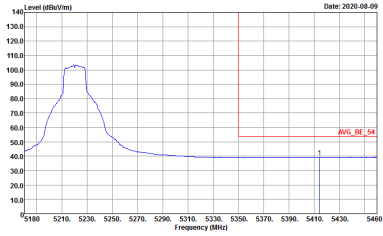


| WIFI | Band 1 5150~5250MHz Band Edge @ 3m | |
|------|--|---|
| ANT | 802.11a CH36 5180MHz | |
| 1 | Vertical | Fundamental |
| Peak |  <p>Date: 2020-08-09</p> <p>Site : 03CH07-HY Condition : PEAK_BE_74 3m HF_ANT_00075962 VERTICAL RBW:1000.000kHz VBW:3000.000kHz SWT:Auto Detector : Peak Project : 052917-01 Mode : 1</p> |  <p>Date: 2020-08-09</p> <p>Site : 03CH07-HY Condition : PEAK(LIN) 3m HF_ANT_00075962 VERTICAL RBW:1000.000kHz VBW:3000.000kHz SWT:Auto Detector : Peak Project : 052917-01 Mode : 1</p> |
| Avg. |  <p>Date: 2020-08-09</p> <p>Site : 03CH07-HY Condition : AVG_BE_54 3m HF_ANT_00075962 VERTICAL RBW:1000.000kHz VBW:3000.000kHz SWT:Auto Detector : Peak Project : 052917-01 Mode : 1</p> | Left blank |

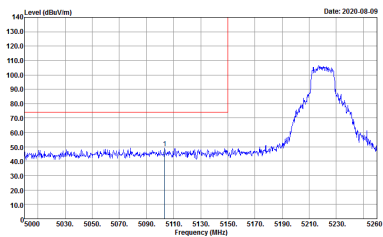
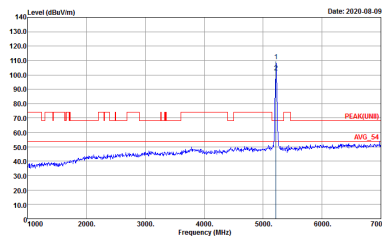
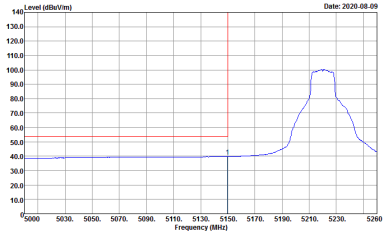


| WIFI | Band 1 5150~5250MHz Band Edge @ 3m | |
|--------------------|--|---|
| ANT | 802.11a CH44 5220MHz - L | |
| 1 | Horizontal | Fundamental |
| <p>Peak</p> |  <p>Date: 2020-08-09</p> <p>Site : 03CH07-HY Condition : PEAK_BE_74 3m HF_ANT_00075962 HORIZONTAL Detector : RBW:1000.000kHz VBW:3000.000kHz SWT:Auto Project : 052917-01 Mode : 2</p> |  <p>Date: 2020-08-09</p> <p>Site : 03CH07-HY Condition : PEAK(LIN) 3m HF_ANT_00075962 HORIZONTAL Detector : RBW:1000.000kHz VBW:3000.000kHz SWT:Auto Project : 052917-01 Mode : 2</p> |
| <p>Avg.</p> |  <p>Date: 2020-08-09</p> <p>Site : 03CH07-HY Condition : AVG_BE_54 3m HF_ANT_00075962 HORIZONTAL Detector : RBW:1000.000kHz VBW:3000.000kHz SWT:Auto Project : 052917-01 Mode : 2</p> | <p>Left blank</p> |

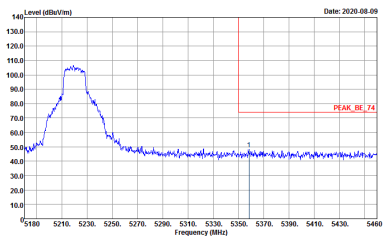
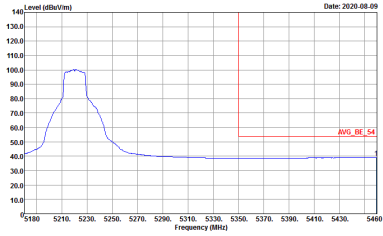


| WIFI | Band 1 5150~5250MHz Band Edge @ 3m | |
|--------------------|--|-------------------|
| ANT | 802.11a CH44 5220MHz - R | |
| 1 | Horizontal | Fundamental |
| <p>Peak</p> |  <p>Site : 03CH07-HY Condition : PEAK_BE_74 3m HF_ANT_00075962 HORIZONTAL Detector : Peak Project : 052917-01 Mode : 2</p> | <p>Left blank</p> |
| <p>Avg.</p> |  <p>Site : 03CH07-HY Condition : AVG_BE_54 3m HF_ANT_00075962 HORIZONTAL Detector : Peak Project : 052917-01 Mode : 2</p> | <p>Left blank</p> |



| WIFI | Band 1 5150~5250MHz Band Edge @ 3m | |
|--------------------|--|--|
| ANT | 802.11a CH44 5220MHz - L | |
| 1 | Vertical | Fundamental |
| <p>Peak</p> |  <p>Site : 03CH07-HY Condition : PEAK_BE_74 3m HF_ANT_00075962 VERTICAL Detector : RBW:1000.000kHz VBW:3000.000kHz SWT:Auto Project : 052917-01 Mode : 2</p> |  <p>Site : 03CH07-HY Condition : PEAK(LIMB)_3m HF_ANT_00075962 VERTICAL Detector : RBW:1000.000kHz VBW:3000.000kHz SWT:Auto Project : 052917-01 Mode : 2</p> |
| <p>Avg.</p> |  <p>Site : 03CH07-HY Condition : AVG_BE_54 3m HF_ANT_00075962 VERTICAL Detector : RBW:1000.000kHz VBW:3000.000kHz SWT:Auto Project : 052917-01 Mode : 2</p> | <p>Left blank</p> |

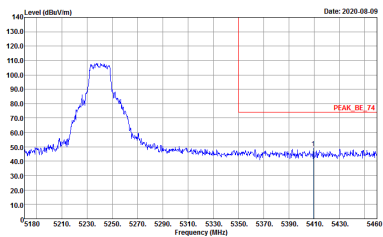
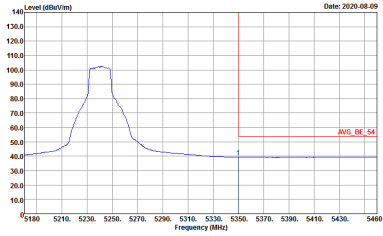


| WIFI | Band 1 5150~5250MHz Band Edge @ 3m | |
|--------------------|--|-------------------|
| ANT | 802.11a CH44 5220MHz - R | |
| 1 | Vertical | Fundamental |
| <p>Peak</p> |  <p>Site : 03CH07-HY Condition : PEAK_BE_74 3m HF_ANT_00075962 VERTICAL Detector : Peak Project : 052917-01 Mode : 2</p> | <p>Left blank</p> |
| <p>Avg.</p> |  <p>Site : 03CH07-HY Condition : AVG_BE_54 3m HF_ANT_00075962 VERTICAL Detector : Peak Project : 052917-01 Mode : 2</p> | <p>Left blank</p> |

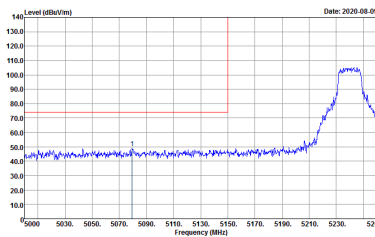
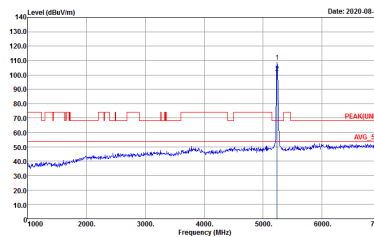
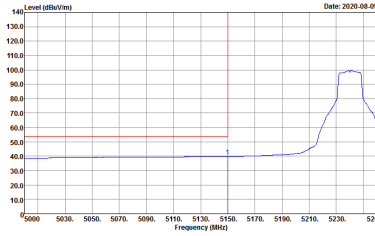


| WIFI | Band 1 5150~5250MHz Band Edge @ 3m | |
|--------------------|------------------------------------|--------------------------|
| ANT | 802.11a CH48 5240MHz - L | |
| 1 | Horizontal | Fundamental |
| <p>Peak</p> | | |
| <p>Avg.</p> | | <p>Left blank</p> |



| WIFI | Band 1 5150~5250MHz Band Edge @ 3m | |
|--------------------|--|-------------------|
| ANT | 802.11a CH48 5240MHz - R | |
| 1 | Horizontal | Fundamental |
| <p>Peak</p> |  <p>Site : 03CH07-HY Condition : PEAK_BE_74 3m HF_ANT_00075962 HORIZONTAL Detector : RBW:1000.000kHz VBW:3000.000kHz SWT:Auto Project : 052917-01 Mode : 3</p> | <p>Left blank</p> |
| <p>Avg.</p> |  <p>Site : 03CH07-HY Condition : AVG_BE_54 3m HF_ANT_00075962 HORIZONTAL Detector : RBW:1000.000kHz VBW:3000.000kHz SWT:Auto Project : 052917-01 Mode : 3</p> | <p>Left blank</p> |



| WIFI | Band 1 5150~5250MHz Band Edge @ 3m | |
|--------------------|--|---|
| ANT | 802.11a CH48 5240MHz - L | |
| 1 | Vertical | Fundamental |
| <p>Peak</p> |  <p>Date: 2020-08-09</p> <p>Site : 03CH07-HY Condition : PEAK_BE_74 3m HF_ANT_00075962 VERTICAL RBW:1000.000kHz VBW:3000.000kHz SWT:Auto Detector : Peak Project : 052917-01 Mode : 3</p> |  <p>Date: 2020-08-09</p> <p>Site : 03CH07-HY Condition : PEAK(LIN) 3m HF_ANT_00075962 VERTICAL RBW:1000.000kHz VBW:3000.000kHz SWT:Auto Detector : Peak Project : 052917-01 Mode : 3</p> |
| <p>Avg.</p> |  <p>Date: 2020-08-09</p> <p>Site : 03CH07-HY Condition : AVG_BE_54 3m HF_ANT_00075962 VERTICAL RBW:1000.000kHz VBW:3000.000kHz SWT:Auto Detector : Peak Project : 052917-01 Mode : 3</p> | <p>Left blank</p> |



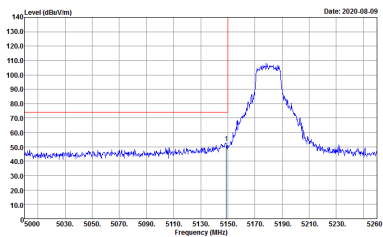
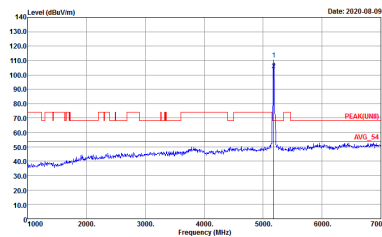
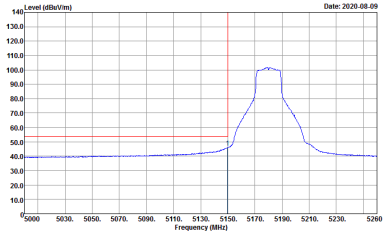
| WIFI | Band 1 5150~5250MHz Band Edge @ 3m | |
|------|---|-------------|
| ANT | 802.11a CH48 5240MHz - R | |
| 1 | Vertical | Fundamental |
| Peak | <p>Site : 03CH07-HY Condition : PEAK_BE_74 3m HF_ANT_00075962 VERTICAL Detector : RBW:1000.000kHz VBW:3000.000kHz SWT:Auto Project : 052917-01 Mode : 3</p> | Left blank |
| Avg. | <p>Site : 03CH07-HY Condition : AVG_BE_54 3m HF_ANT_00075962 VERTICAL Detector : RBW:1000.000kHz VBW:3000.000kHz SWT:Auto Project : 052917-01 Mode : 3</p> | Left blank |



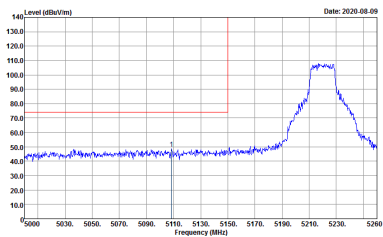
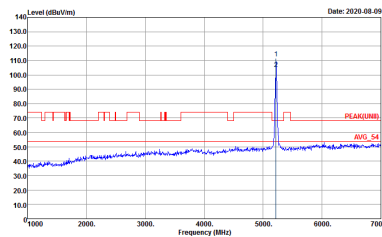
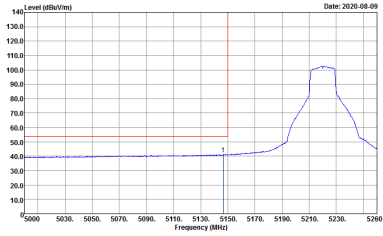
Band 1 5150~5250MHz
WIFI 802.11ac VHT20 (Band Edge @ 3m)

| WIFI | Band 1 5150~5250MHz Band Edge @ 3m | |
|-------------|---|--|
| ANT | 802.11ac VHT20 CH36 5180MHz | |
| 1 | Horizontal | Fundamental |
| Peak | <p>Site : 03CH07-HY Condition : PEAK_BE_74 3m HF_ANT_00075962 HORIZONTAL Detector : Peak Project : 052917-01 Mode : 4</p> | <p>Site : 03CH07-HY Condition : PEAK(LIN) 3m HF_ANT_00075962 HORIZONTAL Detector : Peak Project : 052917-01 Mode : 4</p> |
| Avg. | <p>Site : 03CH07-HY Condition : AVG_BE_54 3m HF_ANT_00075962 HORIZONTAL Detector : Peak Project : 052917-01 Mode : 4</p> | Left blank |

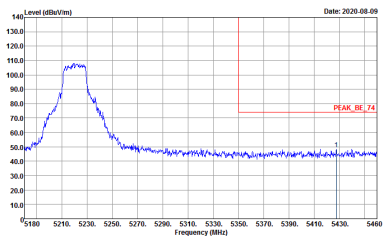
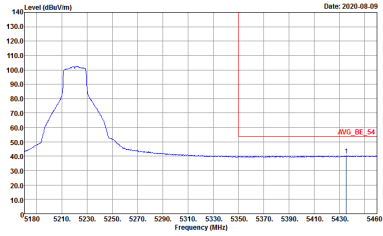


| WIFI | Band 1 5150~5250MHz Band Edge @ 3m | |
|--------------------|---|---|
| ANT | 802.11ac VHT20 CH36 5180MHz | |
| 1 | Vertical | Fundamental |
| <p>Peak</p> |  <p>Date: 2020-08-09</p> <p>Site : 03CH07-HY Condition : PEAK_BE_74 3m HF_ANT_00075962 VERTICAL RBW:1000.000kHz VBW:3000.000kHz SWT:Auto Detector : Peak Project : 052917-01 Mode : 4</p> |  <p>Date: 2020-08-09</p> <p>Site : 03CH07-HY Condition : PEAK(LIN) 3m HF_ANT_00075962 VERTICAL RBW:1000.000kHz VBW:3000.000kHz SWT:Auto Detector : Peak Project : 052917-01 Mode : 4</p> |
| <p>Avg.</p> |  <p>Date: 2020-08-09</p> <p>Site : 03CH07-HY Condition : AVG_BE_54 3m HF_ANT_00075962 VERTICAL RBW:1000.000kHz VBW:1.000kHz SWT:Auto Detector : Peak Project : 052917-01 Mode : 4</p> | <p>Left blank</p> |

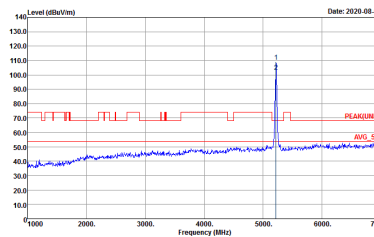
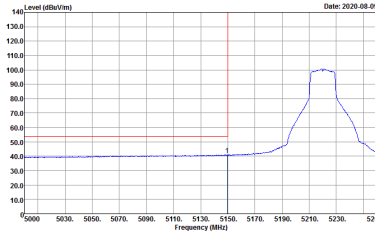


| WIFI | Band 1 5150~5250MHz Band Edge @ 3m | |
|--------------------|--|---|
| ANT | 802.11ac VHT20 CH44 5220MHz - L | |
| 1 | Horizontal | Fundamental |
| <p>Peak</p> |  <p>Site : 03CH07-HY Condition : PEAK_BE_74 3m HF_ANT_00075962 HORIZONTAL Detector : Peak Project : 052917-01 Mode : 5</p> |  <p>Site : 03CH07-HY Condition : PEAK(LIN) 3m HF_ANT_00075962 HORIZONTAL Detector : Peak Project : 052917-01 Mode : 5</p> |
| <p>Avg.</p> |  <p>Site : 03CH07-HY Condition : AVG_BE_54 3m HF_ANT_00075962 HORIZONTAL Detector : Peak Project : 052917-01 Mode : 5</p> | <p>Left blank</p> |

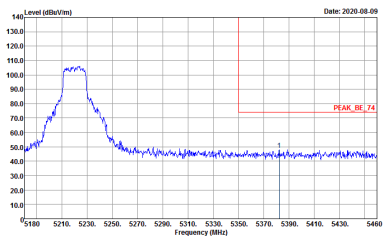
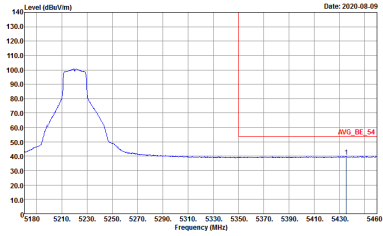


| WIFI | Band 1 5150~5250MHz Band Edge @ 3m | |
|--------------------|--|-------------------|
| ANT | 802.11ac VHT20 CH44 5220MHz - R | |
| 1 | Horizontal | Fundamental |
| <p>Peak</p> |  <p>Site : 03CH07-HY Condition : PEAK_BE_74 3m HF_ANT_00075962 HORIZONTAL Detector : Peak Project : 052917-01 Mode : S</p> | <p>Left blank</p> |
| <p>Avg.</p> |  <p>Site : 03CH07-HY Condition : AVG_BE_54 3m HF_ANT_00075962 HORIZONTAL Detector : Peak Project : 052917-01 Mode : S</p> | <p>Left blank</p> |

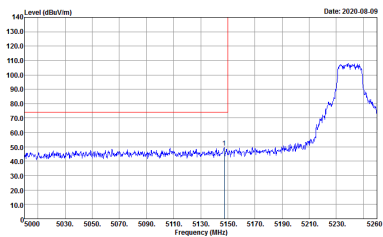
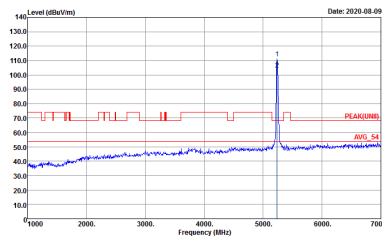
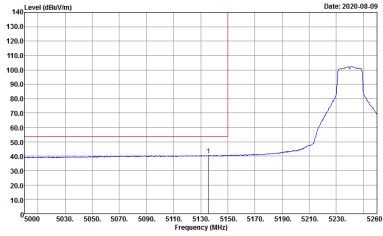


| WIFI | Band 1 5150~5250MHz Band Edge @ 3m | |
|--------------------|--|---|
| ANT | 802.11ac VHT20 CH44 5220MHz - L | |
| 1 | Vertical | Fundamental |
| <p>Peak</p> |  <p>Site : 03CH07-HY Condition : PEAK_BE_74 3m HF_ANT_00075962 VERTICAL Detector : Peak Project : 052917-01 Mode : 5</p> |  <p>Site : 03CH07-HY Condition : PEAK(LIN) 3m HF_ANT_00075962 VERTICAL Detector : Peak Project : 052917-01 Mode : 5</p> |
| <p>Avg.</p> |  <p>Site : 03CH07-HY Condition : AVG_BE_54 3m HF_ANT_00075962 VERTICAL Detector : Peak Project : 052917-01 Mode : 5</p> | <p>Left blank</p> |



| WIFI | Band 1 5150~5250MHz Band Edge @ 3m | |
|--------------------|---|-------------------|
| ANT | 802.11ac VHT20 CH44 5220MHz - R | |
| 1 | Vertical | Fundamental |
| <p>Peak</p> |  <p>Site : 03CH07-HY Condition : PEAK_BE_74 3m HF_ANT_00075962 VERTICAL Detector : RBW:1000.000kHz VBW:3000.000kHz SWT:Auto Project : 052917-01 Mode : S</p> | <p>Left blank</p> |
| <p>Avg.</p> |  <p>Site : 03CH07-HY Condition : AVG_BE_54 3m HF_ANT_00075962 VERTICAL Detector : RBW:1000.000kHz VBW:1.000kHz SWT:Auto Project : 052917-01 Mode : S</p> | <p>Left blank</p> |

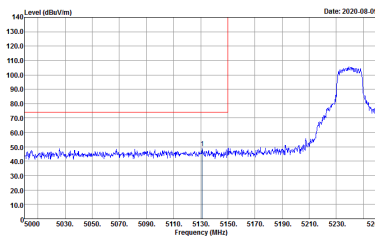
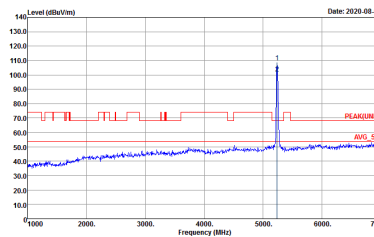
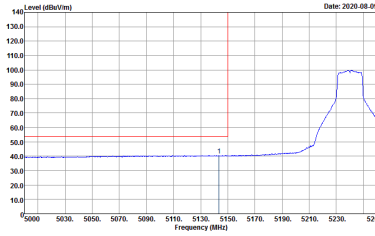


| WIFI | Band 1 5150~5250MHz Band Edge @ 3m | |
|--------------------|---|---|
| ANT | 802.11ac VHT20 CH48 5240MHz - L | |
| 1 | Horizontal | Fundamental |
| <p>Peak</p> |  <p>Site : 03CH07-HY Condition : PEAK_BE_74 3m HF_ANT_00075962 HORIZONTAL Detector : RBW:1000.000kHz VBW:3000.000kHz SWT:Auto Project : 052917-01 Mode : 6</p> |  <p>Site : 03CH07-HY Condition : PEAK(LIN) 3m HF_ANT_00075962 HORIZONTAL Detector : RBW:1000.000kHz VBW:3000.000kHz SWT:Auto Project : 052917-01 Mode : 6</p> |
| <p>Avg.</p> |  <p>Site : 03CH07-HY Condition : AVG_BE_54 3m HF_ANT_00075962 HORIZONTAL Detector : RBW:1000.000kHz VBW:1.000kHz SWT:Auto Project : 052917-01 Mode : 6</p> | <p>Left blank</p> |

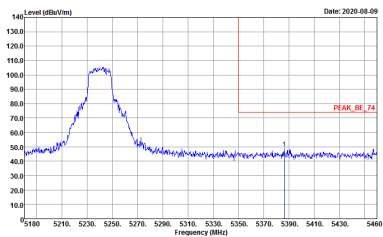
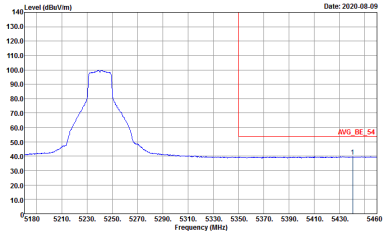


| WIFI | Band 1 5150~5250MHz Band Edge @ 3m | |
|------|---|-------------|
| ANT | 802.11ac VHT20 CH48 5240MHz - R | |
| 1 | Horizontal | Fundamental |
| Peak | <p>Site : 03CH07-HY Condition : PEAK_BE_74 3m HF_ANT_00075962 HORIZONTAL Detector : RBW:1000.000kHz VBW:3000.000kHz SWT:Auto Project : 052917-01 Mode : 6</p> | Left blank |
| Avg. | <p>Site : 03CH07-HY Condition : AVG_BE_54 3m HF_ANT_00075962 HORIZONTAL Detector : RBW:1000.000kHz VBW:1.000kHz SWT:Auto Project : 052917-01 Mode : 6</p> | Left blank |



| WIFI | Band 1 5150~5250MHz Band Edge @ 3m | |
|--------------------|--|--|
| ANT | 802.11ac VHT20 CH48 5240MHz - L | |
| 1 | Vertical | Fundamental |
| <p>Peak</p> |  <p>Site : 03CH07-HY Condition : PEAK_BE_74 3m HF_ANT_00075962 VERTICAL Detector : RBW:1000.000kHz VBW:3000.000kHz SWT:Auto Detector : Peak Project : 052917-01 Mode : 6</p> |  <p>Site : 03CH07-HY Condition : PEAK(LIN) 3m HF_ANT_00075962 VERTICAL Detector : RBW:1000.000kHz VBW:3000.000kHz SWT:Auto Detector : Peak Project : 052917-01 Mode : 6</p> |
| <p>Avg.</p> |  <p>Site : 03CH07-HY Condition : AVG_BE_54 3m HF_ANT_00075962 VERTICAL Detector : RBW:1000.000kHz VBW:1.000kHz SWT:Auto Detector : Peak Project : 052917-01 Mode : 6</p> | <p>Left blank</p> |



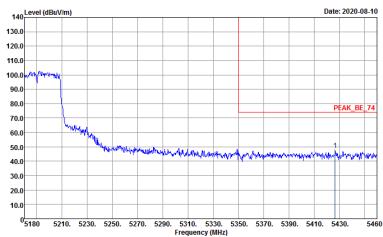
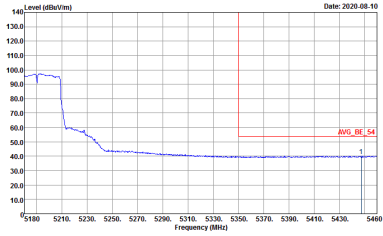
| WIFI | Band 1 5150~5250MHz Band Edge @ 3m | |
|--------------------|---|-------------------|
| ANT | 802.11ac VHT20 CH48 5240MHz - R | |
| 1 | Vertical | Fundamental |
| <p>Peak</p> |  <p>Site : 03CH07-HY Condition : PEAK_BE_74 3m HF_ANT_00075962 VERTICAL Detector : RBW:1000.000kHz VBW:3000.000kHz SWT:Auto Project : 052917-01 Mode : 6</p> | <p>Left blank</p> |
| <p>Avg.</p> |  <p>Site : 03CH07-HY Condition : AVG_BE_54 3m HF_ANT_00075962 VERTICAL Detector : RBW:1000.000kHz VBW:1.000kHz SWT:Auto Project : 052917-01 Mode : 6</p> | <p>Left blank</p> |



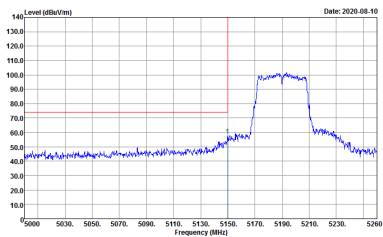
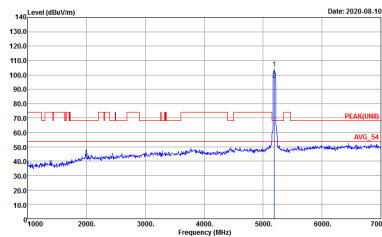
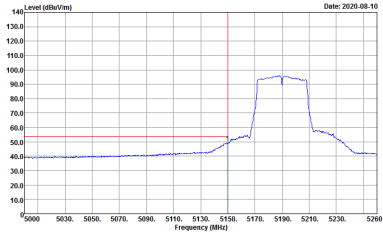
Band 1 5150~5250MHz
WIFI 802.11ac VHT40 (Band Edge @ 3m)

| WIFI | Band 1 5150~5250MHz Band Edge @ 3m | |
|-------------|---|--|
| ANT | 802.11ac VHT40 CH38 5190MHz - L | |
| 1 | Horizontal | Fundamental |
| Peak | <p>Site : 03CH07-HY Condition : PEAK_BE_74 3m HF_ANT_00075962 HORIZONTAL Detector : Peak Project : 052917-01 Mode : 7</p> | <p>Site : 03CH07-HY Condition : PEAK(LIN) 3m HF_ANT_00075962 HORIZONTAL Detector : Peak Project : 052917-01 Mode : 7</p> |
| Avg. | <p>Site : 03CH07-HY Condition : AVG_BE_54 3m HF_ANT_00075962 HORIZONTAL Detector : Peak Project : 052917-01 Mode : 7</p> | Left blank |

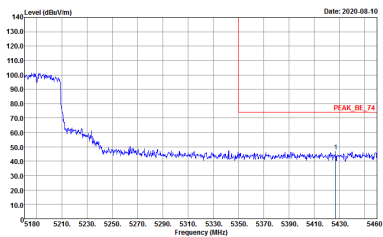
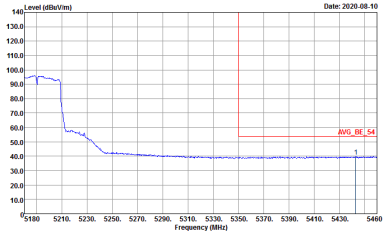


| WIFI | Band 1 5150~5250MHz Band Edge @ 3m | |
|--------------------|--|-------------------|
| ANT | 802.11ac VHT40 CH38 5190MHz - R | |
| 1 | Horizontal | Fundamental |
| <p>Peak</p> |  <p>Site : 03CH07-HY Condition : PEAK_BE_74 3m HF_ANT_00075962 HORIZONTAL Detector : Peak Project : 052917-01 Mode : 7</p> | <p>Left blank</p> |
| <p>Avg.</p> |  <p>Site : 03CH07-HY Condition : AVG_BE_54 3m HF_ANT_00075962 HORIZONTAL Detector : Peak Project : 052917-01 Mode : 7</p> | <p>Left blank</p> |

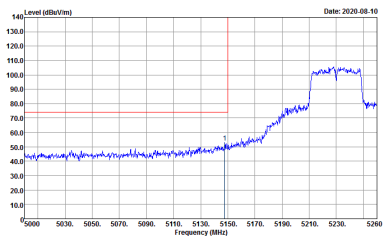
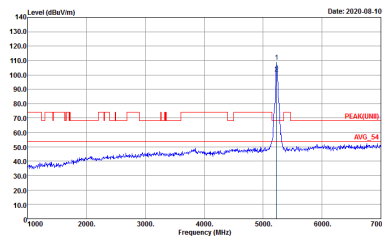
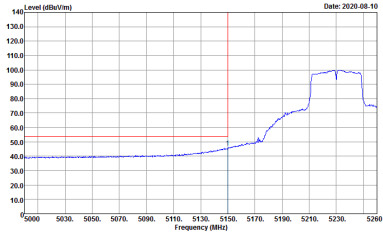


| WIFI | Band 1 5150~5250MHz Band Edge @ 3m | |
|------|---|---|
| ANT | 802.11ac VHT40 CH38 5190MHz - L | |
| 1 | Vertical | Fundamental |
| Peak |  <p>Date: 2020-08-10</p> <p>Site : 03CH07-HY Condition : PEAK_BE_74 3m HF_ANT_00075962 VERTICAL RBW:1000.000kHz VBW:3000.000kHz SWT:Auto Detector : Peak Project : 052917-01 Mode : 7</p> |  <p>Date: 2020-08-10</p> <p>Site : 03CH07-HY Condition : PEAK(LIN) 3m HF_ANT_00075962 VERTICAL RBW:1000.000kHz VBW:3000.000kHz SWT:Auto Detector : Peak Project : 052917-01 Mode : 7</p> |
| Avg. |  <p>Date: 2020-08-10</p> <p>Site : 03CH07-HY Condition : AVG_BE_54 3m HF_ANT_00075962 VERTICAL RBW:1000.000kHz VBW:3.000kHz SWT:Auto Detector : Peak Project : 052917-01 Mode : 7</p> | Left blank |



| WIFI | Band 1 5150~5250MHz Band Edge @ 3m | |
|------|---|-------------|
| ANT | 802.11ac VHT40 CH38 5190MHz - R | |
| 1 | Vertical | Fundamental |
| Peak |  <p>Site : 03CH07-HY Condition : PEAK_BE_74 3m HF_ANT_00075962 VERTICAL Detector : RBW:1000.000kHz VBW:3000.000kHz SWT:Auto Project : 052917-01 Mode : 7</p> | Left blank |
| Avg. |  <p>Site : 03CH07-HY Condition : AVG_BE_54 3m HF_ANT_00075962 VERTICAL Detector : RBW:1000.000kHz VBW:3.000kHz SWT:Auto Project : 052917-01 Mode : 7</p> | Left blank |

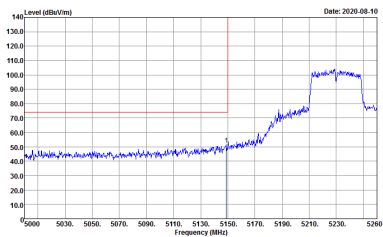
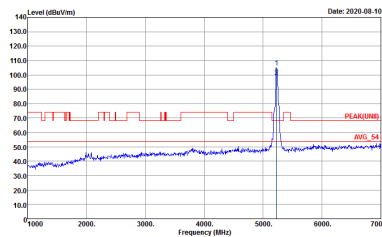
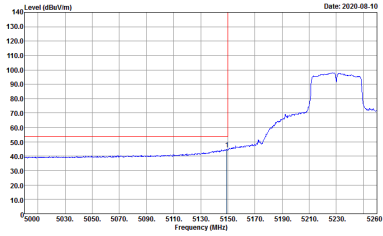


| WIFI | Band 1 5150~5250MHz Band Edge @ 3m | |
|------|---|---|
| ANT | 802.11ac VHT40 CH46 5230MHz - L | |
| 1 | Horizontal | Fundamental |
| Peak |  <p>Date: 2020-08-10</p> <p>Site : 03CH07-HY Condition : PEAK_BE_74 3m HF_ANT_00075962 HORIZONTAL Detector : RBW:1000.000kHz VBW:3000.000kHz SWT:Auto Project : 052917-01 Mode : 8</p> |  <p>Date: 2020-08-10</p> <p>Site : 03CH07-HY Condition : PEAK(LIN) 3m HF_ANT_00075962 HORIZONTAL Detector : RBW:1000.000kHz VBW:3000.000kHz SWT:Auto Project : 052917-01 Mode : 8</p> |
| Avg. |  <p>Date: 2020-08-10</p> <p>Site : 03CH07-HY Condition : AVG_BE_54 3m HF_ANT_00075962 HORIZONTAL Detector : RBW:1000.000kHz VBW:3.000kHz SWT:Auto Project : 052917-01 Mode : 8</p> | Left blank |



| WIFI | Band 1 5150~5250MHz Band Edge @ 3m | |
|------|---|-------------|
| ANT | 802.11ac VHT40 CH46 5230MHz - R | |
| 1 | Horizontal | Fundamental |
| Peak | <p>Site : 03CH07-HY Condition : PEAK_BE_74 3m HF_ANT_00075962 HORIZONTAL Detector : Peak Project : 052917-01 Mode : B</p> | Left blank |
| Avg. | <p>Site : 03CH07-HY Condition : AVG_BE_54 3m HF_ANT_00075962 HORIZONTAL Detector : Peak Project : 052917-01 Mode : B</p> | Left blank |



| WIFI | Band 1 5150~5250MHz Band Edge @ 3m | |
|--------------------|---|---|
| ANT | 802.11ac VHT40 CH46 5230MHz - L | |
| 1 | Vertical | Fundamental |
| <p>Peak</p> |  <p>Date: 2020-08-10</p> <p>Site : 03CH07-HY Condition : PEAK_BE_74 3m HF_ANT_00075962 VERTICAL Detector : RBW:1000.000kHz VBW:3000.000kHz SWT:Auto Project : 052917-01 Mode : 8</p> |  <p>Date: 2020-08-10</p> <p>Site : 03CH07-HY Condition : PEAK(LIN) 3m HF_ANT_00075962 VERTICAL Detector : RBW:1000.000kHz VBW:3000.000kHz SWT:Auto Project : 052917-01 Mode : 8</p> |
| <p>Avg.</p> |  <p>Date: 2020-08-10</p> <p>Site : 03CH07-HY Condition : AVG_BE_54 3m HF_ANT_00075962 VERTICAL Detector : RBW:1000.000kHz VBW:3.000kHz SWT:Auto Project : 052917-01 Mode : 8</p> | <p>Left blank</p> |



| WIFI | Band 1 5150~5250MHz Band Edge @ 3m | |
|------|---|-------------|
| ANT | 802.11ac VHT40 CH46 5230MHz - R | |
| 1 | Vertical | Fundamental |
| Peak | <p>Site : 03CH07-HY Condition : PEAK_BE_74 3m HF_ANT_00075962 VERTICAL Detector : RBW:1000.000kHz VBW:3000.000kHz SWT:Auto Project : 052917-01 Mode : B</p> | Left blank |
| Avg. | <p>Site : 03CH07-HY Condition : AVG_BE_54 3m HF_ANT_00075962 VERTICAL Detector : RBW:1000.000kHz VBW:3.000kHz SWT:Auto Project : 052917-01 Mode : B</p> | Left blank |



**Band 1 5150~5250MHz
WIFI 802.11ac VHT80 (Band Edge @ 3m)**

| WIFI | Band 1 5150~5250MHz Band Edge @ 3m | |
|-------------|--|---|
| ANT | 802.11ac VHT80 CH42 5210MHz - L | |
| 1 | Horizontal | Fundamental |
| Peak | <p>Site : 03CH07-HY Condition : PEAK_BE_74 3m HF_ANT_00075962 HORIZONTAL Detector : Peak Project : 052917-01 Mode : 9 Setting : 16.5</p> | <p>Site : 03CH07-HY Condition : PEAK(LIN) 3m HF_ANT_00075962 HORIZONTAL Detector : Peak Project : 052917-01 Mode : 9 Setting : 16.5</p> |
| Avg. | <p>Site : 03CH07-HY Condition : AVG_BE_54 3m HF_ANT_00075962 HORIZONTAL Detector : Peak Project : 052917-01 Mode : 9 Setting : 16.5</p> | Left blank |



| WIFI | Band 1 5150~5250MHz Band Edge @ 3m | |
|------|---|-------------|
| ANT | 802.11ac VHT80 CH42 5210MHz - R | |
| 1 | Horizontal | Fundamental |
| Peak | <p>Site : 03CH07-HY Condition : PEAK_BE_74 3m HF_ANT_00075962 HORIZONTAL RBW:1000.000kHz VBW:3000.000kHz SWT:Auto Detector : Peak</p> | Left blank |
| Avg. | <p>Site : 03CH07-HY Condition : AVG_BE_54 3m HF_ANT_00075962 HORIZONTAL RBW:1000.000kHz VBW:3.000kHz SWT:Auto Detector : Peak</p> | Left blank |



| WIFI | Band 1 5150~5250MHz Band Edge @ 3m | |
|------|--|---|
| ANT | 802.11ac VHT80 CH42 5210MHz - L | |
| 1 | Vertical | Fundamental |
| Peak | <p>Site : 03CH07-HY Condition : PEAK_BE_74 3m HF_ANT_00075962 VERTICAL : RBW:1000.000kHz VBW:3000.000kHz SWT:Auto Detector : Peak</p> | <p>Site : 03CH07-HY Condition : PEAK(LNB) 3m HF_ANT_00075962 VERTICAL : RBW:1000.000kHz VBW:3000.000kHz SWT:Auto Detector : Peak</p> |
| Avg. | <p>Site : 03CH07-HY Condition : AVG_BE_54 3m HF_ANT_00075962 VERTICAL : RBW:1000.000kHz VBW:3.000kHz SWT:Auto Detector : Peak</p> | Left blank |



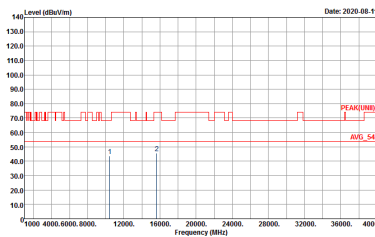
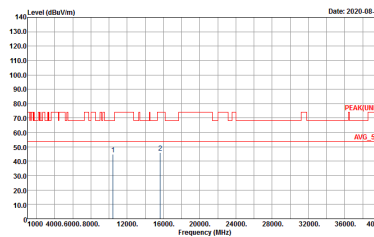
| WIFI | Band 1 5150~5250MHz Band Edge @ 3m | |
|--------------------|--|-------------------|
| ANT | 802.11ac VHT80 CH42 5210MHz - R | |
| 1 | Vertical | Fundamental |
| <p>Peak</p> | <p>Site : 03CH07-HY Condition : PEAK_BE_74 3m HF_ANT_00075962 VERTICAL : RBW:1000.000kHz VBW:3000.000kHz SWT:Auto Detector : Peak</p> | <p>Left blank</p> |
| <p>Avg.</p> | <p>Site : 03CH07-HY Condition : AVG_BE_54 3m HF_ANT_00075962 VERTICAL : RBW:1000.000kHz VBW:3.000kHz SWT:Auto Detector : Peak</p> | <p>Left blank</p> |



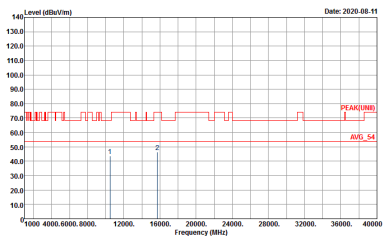
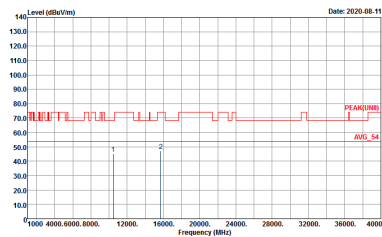
Band 1 - 5150~5250MHz
WIFI 802.11a (Harmonic @ 3m)

| | | |
|----------------------------|--|-----------------|
| WIFI | Band 1 5150~5250MHz Harmonic @ 3m | |
| ANT | 802.11a CH36 5180MHz | |
| 1 | Horizontal | Vertical |
| Peak Avg. | | |



| | | |
|-------------------------|--|---|
| WIFI | Band 1 5150~5250MHz Harmonic @ 3m | |
| ANT | 802.11a CH44 5220MHz | |
| 1 | Horizontal | Vertical |
| <p>Peak</p> <p>Avg.</p> |  <p>Site : ESCH07-RY Condition : PEAK(UNB) 3m HE_ANT_00075962 HORIZONTAL Detector : Peak Project : 052917-01 Mode : 2</p> |  <p>Site : ESCH07-RY Condition : PEAK(UNB) 3m HE_ANT_00075962 VERTICAL Detector : Peak Project : 052917-01 Mode : 2</p> |



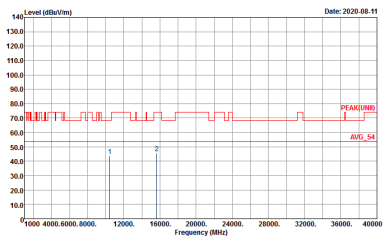
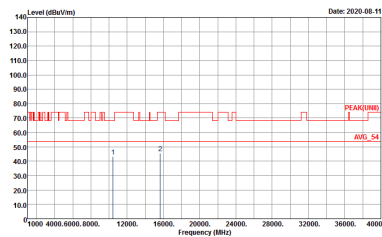
| | | |
|-------------------------|--|---|
| WIFI | Band 1 5150~5250MHz Harmonic @ 3m | |
| ANT | 802.11a CH48 5240MHz | |
| 1 | Horizontal | Vertical |
| <p>Peak</p> <p>Avg.</p> |  <p>Site : ESCH07-RV Condition : PEAK(LIN) 3m HE_ANT_00075962 HORIZONTAL Detector : Peak Project : 052917-01 Mode : 3</p> |  <p>Site : ESCH07-RV Condition : PEAK(LIN) 3m HE_ANT_00075962 VERTICAL Detector : Peak Project : 052917-01 Mode : 3</p> |



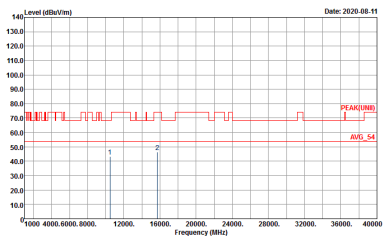
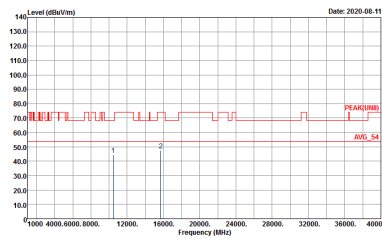
**Band 1 5150~5250MHz
WIFI 802.11ac VHT20 (Harmonic @ 3m)**

| WIFI | Band 1 5150~5250MHz Harmonic @ 3m | |
|---------------------------------------|---|---|
| ANT | 802.11ac VHT20 CH36 5180MHz | |
| 1 | Horizontal | Vertical |
| <p>Peak</p> <p>Avg.</p> | <p>Date: 2020.08.11</p> <p>Site : 03CH07-HY Condition : PEAK(UNII) 3m HF_ANT_00075962 HORIZONTAL Detector : Peak Project : 052917-01 Mode : 4</p> | <p>Date: 2020.08.11</p> <p>Site : 03CH07-HY Condition : PEAK(UNII) 3m HF_ANT_00075962 VERTICAL Detector : Peak Project : 052917-01 Mode : 4</p> |



| | | |
|-------------------------|--|---|
| WIFI | Band 1 5150~5250MHz Harmonic @ 3m | |
| ANT | 802.11ac VHT20 CH44 5220MHz | |
| 1 | Horizontal | Vertical |
| <p>Peak</p> <p>Avg.</p> |  <p>Site : ESCH07-HY Condition : PEAK(LIN) 3m HE_ANT_00075962 HORIZONTAL Detector : Peak Project : 052917-01 Mode : S</p> |  <p>Site : ESCH07-HY Condition : PEAK(LIN) 3m HE_ANT_00075962 VERTICAL Detector : Peak Project : 052917-01 Mode : S</p> |



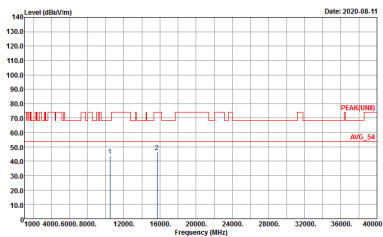
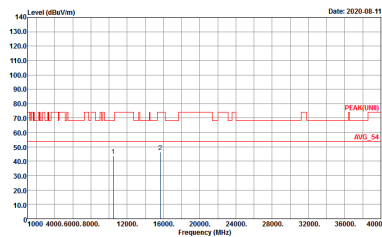
| | | |
|-------------------------|--|---|
| WIFI | Band 1 5150~5250MHz Harmonic @ 3m | |
| ANT | 802.11ac VHT20 CH48 5240MHz | |
| 1 | Horizontal | Vertical |
| <p>Peak</p> <p>Avg.</p> |  <p>Site : ESCH07-RV Condition : PEAK(LIN) 3m HE_ANT_00075962 HORIZONTAL Detector : Peak Project : 052917-01 Mode : 7</p> |  <p>Site : ESCH07-RV Condition : PEAK(LIN) 3m HE_ANT_00075962 VERTICAL Detector : Peak Project : 052917-01 Mode : 7</p> |



Band 1 5150~5250MHz
WIFI 802.11ac VHT40 (Harmonic @ 3m)

Table with 2 columns: Horizontal and Vertical. Each column contains a spectral plot showing Level (dBm/100MHz) vs Frequency (MHz) with peak and average markers. Includes metadata like Site, Condition, Detector, Project, Mode, and Setting.



| | | |
|---------------------------------------|--|---|
| WIFI | Band 1 5150~5250MHz Harmonic @ 3m | |
| ANT | 802.11ac VHT40 CH46 5230MHz | |
| 1 | Horizontal | Vertical |
| <p>Peak</p> <p>Avg.</p> |  <p>Site : ESCH07-RY Condition : PEAK(LIN) 3m HE_ANT_00075962 HORIZONTAL Detector : Peak Project : 052917-01 Mode : S</p> |  <p>Site : ESCH07-RY Condition : PEAK(LIN) 3m HE_ANT_00075962 VERTICAL Detector : Peak Project : 052917-01 Mode : S</p> |



**Band 1 5150~5250MHz
WIFI 802.11ac VHT80 (Harmonic @ 3m)**

| WIFI | Band 1 5150~5250MHz Harmonic @ 3m | |
|---------------------------------------|---|---|
| ANT | 802.11ac VHT80 CH42 5210MHz | |
| 1 | Horizontal | Vertical |
| <p>Peak</p> <p>Avg.</p> | <p>Date: 2020-08-11</p> <p>Site : 03CH07-HY Condition : PEAK(UNII) 3m HF_ANT_00075962 HORIZONTAL Detector : Peak Project : 052917-01 Mode : 9</p> | <p>Date: 2020-08-11</p> <p>Site : 03CH07-HY Condition : PEAK(UNII) 3m HF_ANT_00075962 VERTICAL Detector : Peak Project : 052917-01 Mode : 9</p> |



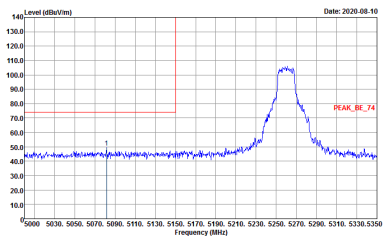
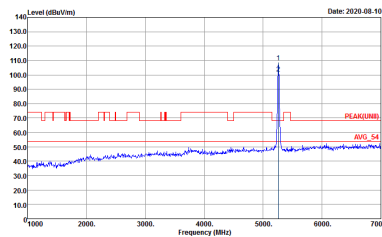
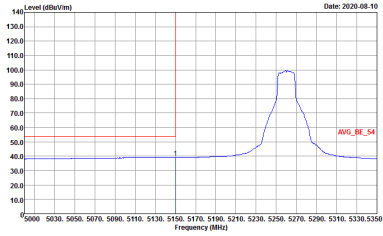
Band 2 - 5250~5350MHz
WIFI 802.11a (Band Edge @ 3m)

| WIFI | Band 2 5250~5350MHz Band Edge @ 3m | |
|-------------|--|--|
| ANT | 802.11a CH52 5260MHz - L | |
| 1 | Horizontal | Fundamental |
| Peak | <p>Site : 03CH07-HY Condition : PEAK_BE_74 3m HF_ANT_00075962 HORIZONTAL Detector : Peak Project : 052917-01 Mode : 10</p> | <p>Site : 03CH07-HY Condition : PEAKLNB1 3m HF_ANT_00075962 HORIZONTAL Detector : Peak Project : 052917-01 Mode : 10</p> |
| Avg. | <p>Site : 03CH07-HY Condition : AVG_BE_S4 3m HF_ANT_00075962 HORIZONTAL Detector : Peak Project : 052917-01 Mode : 10</p> | Left blank |

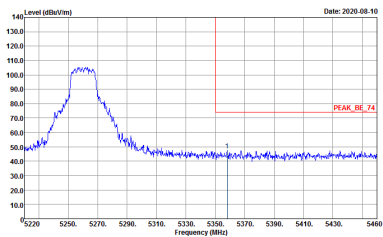
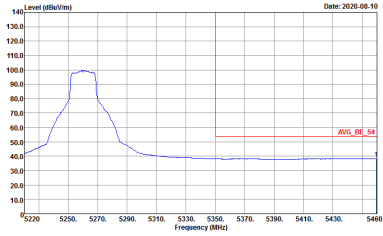


| WIFI | Band 2 5250~5350MHz Band Edge @ 3m | |
|--------------------|------------------------------------|-------------------|
| ANT | 802.11a CH52 5260MHz - R | |
| 1 | Horizontal | Fundamental |
| <p>Peak</p> | | <p>Left blank</p> |
| <p>Avg.</p> | | <p>Left blank</p> |



| WIFI | Band 2 5250~5350MHz Band Edge @ 3m | |
|--------------------|---|--|
| ANT | 802.11a CH52 5260MHz - L | |
| 1 | Vertical | Fundamental |
| <p>Peak</p> |  <p>Site : 03CH07-HY Condition : PEAK_BE_74 3m HF_ANT_00075962 VERTICAL Detector : RBW:1000.000kHz VBW:3000.000kHz SWT:Auto Project : 052917-01 Mode : 10</p> |  <p>Site : 03CH07-HY Condition : PEAK(LIN) 3m HF_ANT_00075962 VERTICAL Detector : Peak Project : 052917-01 Mode : 10</p> |
| <p>Avg.</p> |  <p>Site : 03CH07-HY Condition : AVG_BE_54 3m HF_ANT_00075962 VERTICAL Detector : RBW:1000.000kHz VBW:3000.000kHz SWT:Auto Project : 052917-01 Mode : 10</p> | <p>Left blank</p> |



| WIFI | Band 2 5250~5350MHz Band Edge @ 3m | |
|--------------------|---|-------------------|
| ANT | 802.11a CH52 5260MHz - R | |
| 1 | Vertical | Fundamental |
| <p>Peak</p> |  <p>Site : 03CH07-HY Condition : PEAK_BE_74 3m HF_ANT_00075962 VERTICAL Detector : Peak Project : 052917-01 Mode : 10</p> | <p>Left blank</p> |
| <p>Avg.</p> |  <p>Site : 03CH07-HY Condition : AVG_BE_54 3m HF_ANT_00075962 VERTICAL Detector : Peak Project : 052917-01 Mode : 10</p> | <p>Left blank</p> |

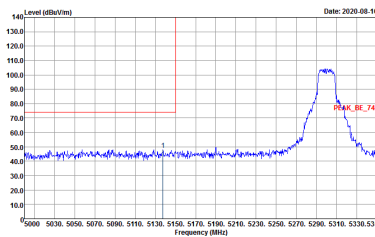
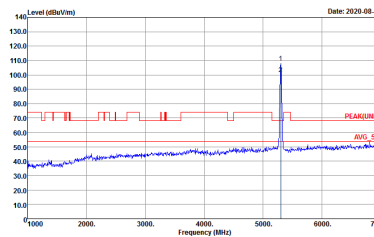
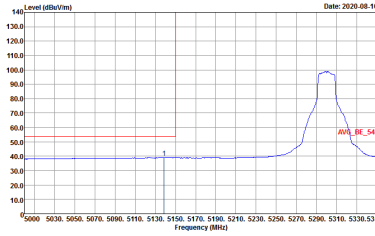


| WIFI | Band 2 5250~5350MHz Band Edge @ 3m | |
|--------------------|--|---|
| ANT | 802.11a CH60 5300MHz - L | |
| 1 | Horizontal | Fundamental |
| <p>Peak</p> | <p>Site : 03CH07-HY Condition : PEAK_BE_74 3m HF_ANT_00075962 HORIZONTAL Detector : Peak Project : 052917-01 Mode : 11</p> | <p>Site : 03CH07-HY Condition : PEAK(LIN) 3m HF_ANT_00075962 HORIZONTAL Detector : Peak Project : 052917-01 Mode : 11</p> |
| <p>Avg.</p> | <p>Site : 03CH07-HY Condition : AVG_BE_54 3m HF_ANT_00075962 HORIZONTAL Detector : Peak Project : 052917-01 Mode : 11</p> | <p>Left blank</p> |



| WIFI | Band 2 5250~5350MHz Band Edge @ 3m | |
|--------------------|------------------------------------|-------------------|
| ANT | 802.11a CH60 5300MHz - R | |
| 1 | Horizontal | Fundamental |
| <p>Peak</p> | | <p>Left blank</p> |
| <p>Avg.</p> | | <p>Left blank</p> |

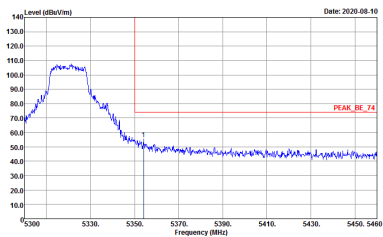
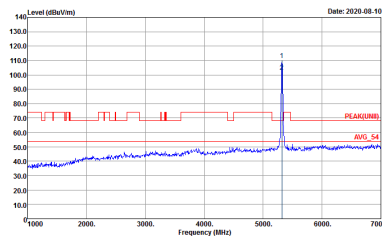
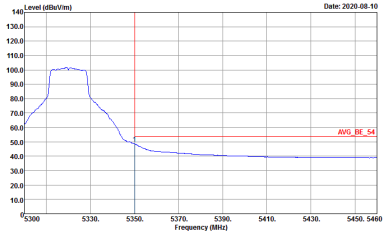


| WIFI | Band 2 5250~5350MHz Band Edge @ 3m | |
|------|---|--|
| ANT | 802.11a CH60 5300MHz - L | |
| 1 | Vertical | Fundamental |
| Peak |  <p>Date: 2020-08-10</p> <p>Site : 03CH07-HY Condition : PEAK_BE_74 3m HF_ANT_00075962 VERTICAL Detector : Peak Project : 052917-01 Mode : 11</p> |  <p>Date: 2020-08-10</p> <p>Site : 03CH07-HY Condition : PEAK(LIN) 3m HF_ANT_00075962 VERTICAL Detector : Peak Project : 052917-01 Mode : 11</p> |
| Avg. |  <p>Date: 2020-08-10</p> <p>Site : 03CH07-HY Condition : AVG_BE_54 3m HF_ANT_00075962 VERTICAL Detector : Peak Project : 052917-01 Mode : 11</p> | Left blank |

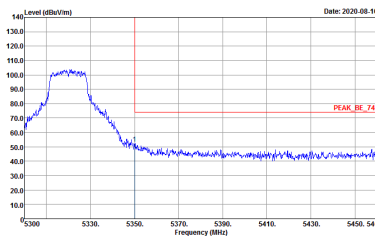
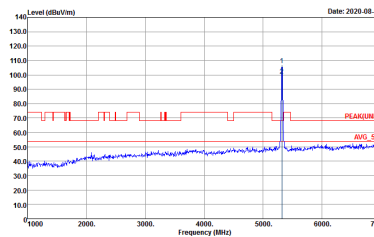
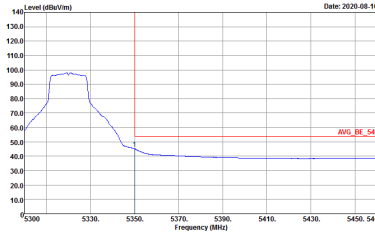


| WIFI | Band 2 5250~5350MHz Band Edge @ 3m | |
|--------------------|------------------------------------|-------------------|
| ANT | 802.11a CH60 5300MHz - R | |
| 1 | Vertical | Fundamental |
| <p>Peak</p> | | <p>Left blank</p> |
| <p>Avg.</p> | | <p>Left blank</p> |



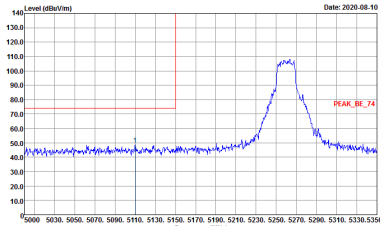
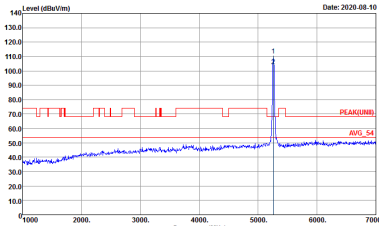
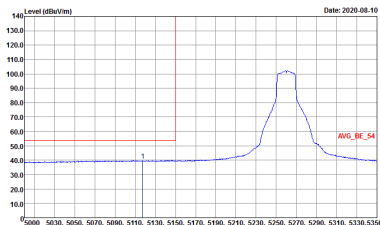
| WIFI | Band 2 5250~5350MHz Band Edge @ 3m | |
|--------------------|---|--|
| ANT | 802.11a CH64 5320MHz | |
| 1 | Horizontal | Fundamental |
| <p>Peak</p> |  <p>Date: 2020-08-10</p> <p>Site : 03CH07-HY Condition : PEAK_BE_74 3m HF_ANT_00075962 HORIZONTAL Detector : Peak Project : 052917-01 Mode : 12</p> |  <p>Date: 2020-08-10</p> <p>Site : 03CH07-HY Condition : PEAK(LIN) 3m HF_ANT_00075962 HORIZONTAL Detector : Peak Project : 052917-01 Mode : 12</p> |
| <p>Avg.</p> |  <p>Date: 2020-08-10</p> <p>Site : 03CH07-HY Condition : AVG_BE_54 3m HF_ANT_00075962 HORIZONTAL Detector : Peak Project : 052917-01 Mode : 12</p> | <p>Left blank</p> |



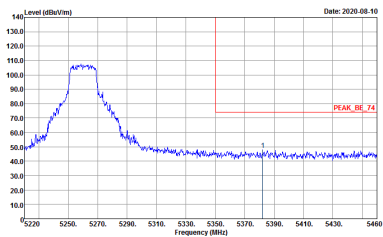
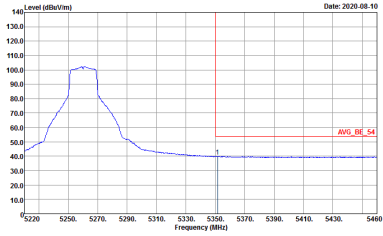
| WIFI | Band 2 5250~5350MHz Band Edge @ 3m | |
|--------------------|---|--|
| ANT | 802.11a CH64 5320MHz | |
| 1 | Vertical | Fundamental |
| <p>Peak</p> |  <p>Site : 03CH07-HY Condition : PEAK_BE_74 3m HF_ANT_00075962 VERTICAL Detector : Peak Project : 052917-01 Mode : 12</p> |  <p>Site : 03CH07-HY Condition : PEAK(LIN) 3m HF_ANT_00075962 VERTICAL Detector : Peak Project : 052917-01 Mode : 12</p> |
| <p>Avg.</p> |  <p>Site : 03CH07-HY Condition : AVG_BE_54 3m HF_ANT_00075962 VERTICAL Detector : Peak Project : 052917-01 Mode : 12</p> | <p>Left blank</p> |



Band 2 5250~5350MHz
WIFI 802.11ac VHT20 (Band Edge @ 3m)

| WIFI | Band 2 5250~5350MHz Band Edge @ 3m | |
|-----------------------------------|--|---|
| ANT | 802.11ac VHT20 CH52 5260MHz - L | |
| 1 | Horizontal | Fundamental |
| <p align="center">Peak</p> |  <p>Date: 2020-08-10</p> <p>Site : 03CH07-HY Condition : PEAK_BE_74 3m HF_ANT_00075962 HORIZONTAL : RBW:1000.000kHz VBW:3000.000kHz SWT:Auto Detector : Peak Project : 052917-01 Mode : 13</p> |  <p>Date: 2020-08-10</p> <p>Site : 03CH07-HY Condition : PEAK(LINB) 3m HF_ANT_00075962 HORIZONTAL : RBW:1000.000kHz VBW:3000.000kHz SWT:Auto Detector : Peak Project : 052917-01 Mode : 13</p> |
| <p align="center">Avg.</p> |  <p>Date: 2020-08-10</p> <p>Site : 03CH07-HY Condition : AVG_BE_54 3m HF_ANT_00075962 HORIZONTAL : RBW:1000.000kHz VBW:1.000kHz SWT:Auto Detector : Peak Project : 052917-01 Mode : 13</p> | <p align="center">Left blank</p> |



| WIFI | Band 2 5250~5350MHz Band Edge @ 3m | |
|--------------------|---|-------------------|
| ANT | 802.11ac VHT20 CH52 5260MHz - R | |
| 1 | Horizontal | Fundamental |
| <p>Peak</p> |  <p>Site : 03CH07-HY Condition : PEAK_BE_74 3m HF_ANT_00075962 HORIZONTAL Detector : Peak Project : 052917-01 Mode : 13</p> | <p>Left blank</p> |
| <p>Avg.</p> |  <p>Site : 03CH07-HY Condition : AVG_BE_54 3m HF_ANT_00075962 HORIZONTAL Detector : Peak Project : 052917-01 Mode : 13</p> | <p>Left blank</p> |

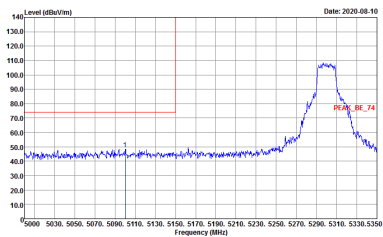
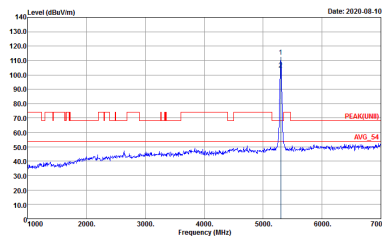
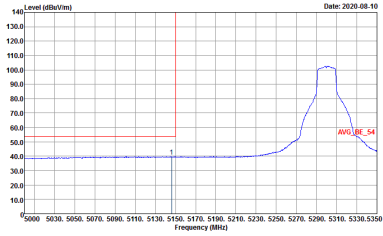


| WIFI | Band 2 5250~5350MHz Band Edge @ 3m | |
|------|--|--|
| ANT | 802.11ac VHT20 CH52 5260MHz - L | |
| 1 | Vertical | Fundamental |
| Peak | <p>Site : 03CH07-HY Condition : PEAK_BE_74 3m HF_ANT_00075962 VERTICAL Detector : Peak Project : 052917-01 Mode : 13</p> | <p>Site : 03CH07-HY Condition : PEAK(UNII) 3m HF_ANT_00075962 VERTICAL Detector : Peak Project : 052917-01 Mode : 13</p> |
| Avg. | <p>Site : 03CH07-HY Condition : AVG_BE_54 3m HF_ANT_00075962 VERTICAL Detector : Peak Project : 052917-01 Mode : 13</p> | Left blank |

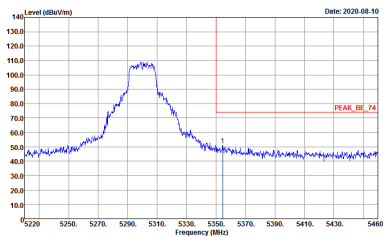
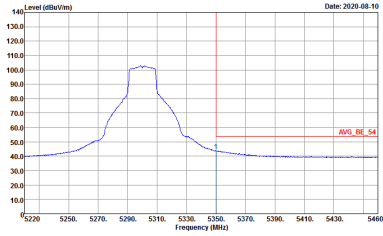


| WIFI | Band 2 5250~5350MHz Band Edge @ 3m | |
|--------------------|------------------------------------|-------------------|
| ANT | 802.11ac VHT20 CH52 5260MHz - R | |
| 1 | Vertical | Fundamental |
| <p>Peak</p> | | <p>Left blank</p> |
| <p>Avg.</p> | | <p>Left blank</p> |

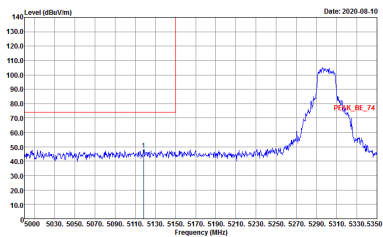
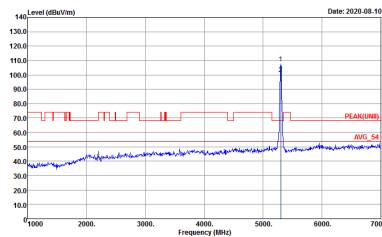
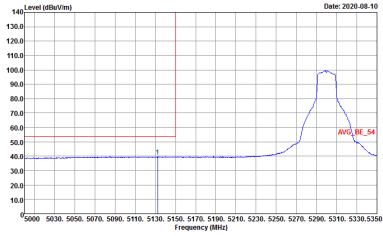


| WIFI | Band 2 5250~5350MHz Band Edge @ 3m | |
|------|---|--|
| ANT | 802.11ac VHT20 CH60 5300MHz - L | |
| 1 | Horizontal | Fundamental |
| Peak |  <p> Date: 2020-08-10 Site : 03CH07-HY Condition : PEAK_BE_74 3m HF_ANT_00075962 HORIZONTAL Detector : Peak Project : 052917-01 Mode : 14 </p> |  <p> Date: 2020-08-10 Site : 03CH07-HY Condition : PEAK(LIN) 3m HF_ANT_00075962 HORIZONTAL Detector : Peak Project : 052917-01 Mode : 14 </p> |
| Avg. |  <p> Date: 2020-08-10 Site : 03CH07-HY Condition : AVG_BE_54 3m HF_ANT_00075962 HORIZONTAL Detector : Peak Project : 052917-01 Mode : 14 </p> | Left blank |



| WIFI | Band 2 5250~5350MHz Band Edge @ 3m | |
|--------------------|---|-------------------|
| ANT | 802.11ac VHT20 CH60 5300MHz - R | |
| 1 | Horizontal | Fundamental |
| <p>Peak</p> |  <p>Site : 03CH07-HY Condition : PEAK_BE_74 3m HF_ANT_00075962 HORIZONTAL Detector : Peak Project : 052917-01 Mode : 14</p> | <p>Left blank</p> |
| <p>Avg.</p> |  <p>Site : 03CH07-HY Condition : AVG_BE_54 3m HF_ANT_00075962 HORIZONTAL Detector : Peak Project : 052917-01 Mode : 14</p> | <p>Left blank</p> |

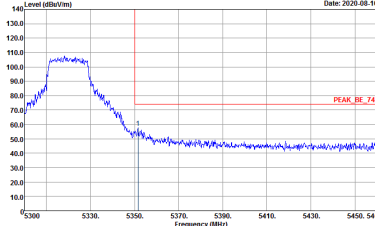
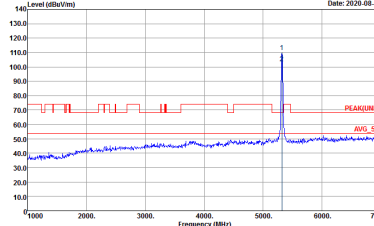
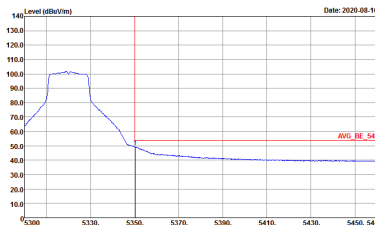


| WIFI | Band 2 5250~5350MHz Band Edge @ 3m | |
|--------------------|---|--|
| ANT | 802.11ac VHT20 CH60 5300MHz - L | |
| 1 | Vertical | Fundamental |
| <p>Peak</p> |  <p>Site : 03CH07-HY Condition : PEAK_BE_74 3m HF_ANT_00075962 VERTICAL Detector : Peak Project : 052917-01 Mode : 14</p> |  <p>Site : 03CH07-HY Condition : PEAK(LIN) 3m HF_ANT_00075962 VERTICAL Detector : Peak Project : 052917-01 Mode : 14</p> |
| <p>Avg.</p> |  <p>Site : 03CH07-HY Condition : AVG_BE_54 3m HF_ANT_00075962 VERTICAL Detector : Peak Project : 052917-01 Mode : 14</p> | <p>Left blank</p> |

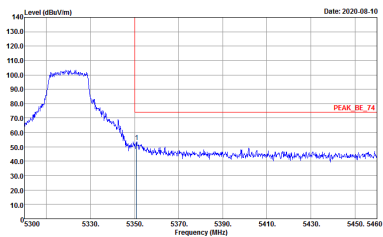
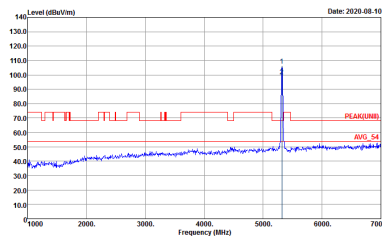
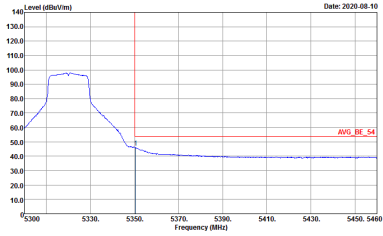


| WIFI | Band 2 5250~5350MHz Band Edge @ 3m | |
|--------------------|------------------------------------|-------------------|
| ANT | 802.11ac VHT20 CH60 5300MHz - R | |
| 1 | Vertical | Fundamental |
| <p>Peak</p> | | <p>Left blank</p> |
| <p>Avg.</p> | | <p>Left blank</p> |



| WIFI | Band 2 5250~5350MHz Band Edge @ 3m | |
|------|---|--|
| ANT | 802.11ac VHT20 CH64 5320MHz | |
| 1 | Horizontal | Fundamental |
| Peak |  <p>Site : 03CH07-HY Condition : PEAK_BE_74 3m HF_ANT_00075962 HORIZONTAL Detector : Peak Project : 052917-01 Mode : 15</p> |  <p>Site : 03CH07-HY Condition : PEAK(LIN) 3m HF_ANT_00075962 HORIZONTAL Detector : Peak Project : 052917-01 Mode : 15</p> |
| Avg. |  <p>Site : 03CH07-HY Condition : AVG_BE_54 3m HF_ANT_00075962 HORIZONTAL Detector : Peak Project : 052917-01 Mode : 15</p> | Left blank |



| WIFI | Band 2 5250~5350MHz Band Edge @ 3m | |
|--------------------|---|--|
| ANT | 802.11ac VHT20 CH64 5320MHz | |
| 1 | Vertical | Fundamental |
| <p>Peak</p> |  <p>Site : 03CH07-HY Condition : PEAK_BE_74 3m HF_ANT_00075962 VERTICAL Detector : Peak Project : 052917-01 Mode : 15</p> |  <p>Site : 03CH07-HY Condition : PEAK(LIN) 3m HF_ANT_00075962 VERTICAL Detector : Peak Project : 052917-01 Mode : 15</p> |
| <p>Avg.</p> |  <p>Site : 03CH07-HY Condition : AVG_BE_54 3m HF_ANT_00075962 VERTICAL Detector : Peak Project : 052917-01 Mode : 15</p> | <p>Left blank</p> |



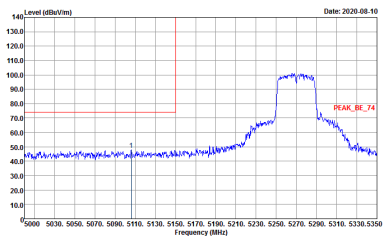
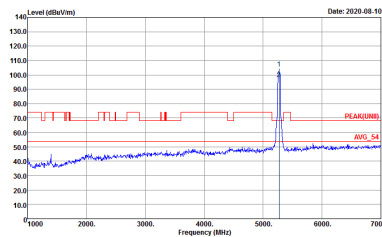
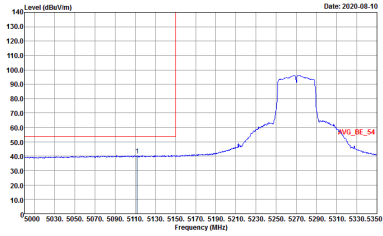
Band 2 5250~5350MHz
WIFI 802.11ac VHT40 (Band Edge @ 3m)

| WIFI | Band 2 5250~5350MHz Band Edge @ 3m | |
|-------------|--|---|
| ANT | 802.11ac VHT40 CH54 5270 - L | |
| 1 | Horizontal | Fundamental |
| Peak | <p>Date: 2020-08-10</p> <p>Site : 03CH07-HY Condition : PEAK_BE_74 3m HF_ANT_00075962 HORIZONTAL RBW:1000.000kHz VBW:3000.000kHz SWT:Auto Detector : Peak Project : 052917-01 Mode : 16</p> | <p>Date: 2020-08-10</p> <p>Site : 03CH07-HY Condition : PEAK(LIN) 3m HF_ANT_00075962 HORIZONTAL RBW:1000.000kHz VBW:3000.000kHz SWT:Auto Detector : Peak Project : 052917-01 Mode : 16</p> |
| Avg. | <p>Date: 2020-08-10</p> <p>Site : 03CH07-HY Condition : AVG_BE_54 3m HF_ANT_00075962 HORIZONTAL RBW:1000.000kHz VBW:3.000kHz SWT:Auto Detector : Peak Project : 052917-01 Mode : 16</p> | Left blank |



| WIFI | Band 2 5250~5350MHz Band Edge @ 3m | |
|--------------------|--|-------------------|
| ANT | 802.11ac VHT40 CH54 5270 - R | |
| 1 | Horizontal | Fundamental |
| <p>Peak</p> | <p>Site : 03CH07-HY Condition : PEAK_BE_74 3m HF_ANT_00075962 HORIZONTAL Detector : Peak Project : 052917-01 Mode : 16</p> | <p>Left blank</p> |
| <p>Avg.</p> | <p>Site : 03CH07-HY Condition : AVG_BE_54 3m HF_ANT_00075962 HORIZONTAL Detector : Peak Project : 052917-01 Mode : 16</p> | <p>Left blank</p> |

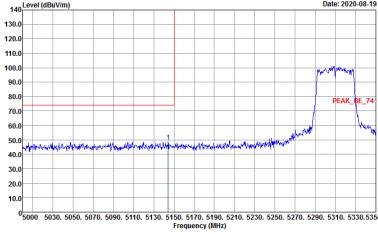
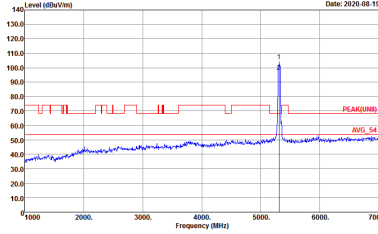
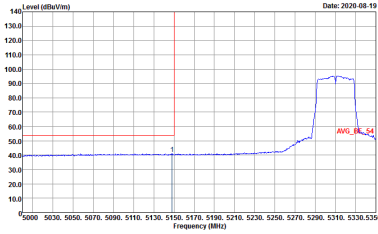


| WIFI | Band 2 5250~5350MHz Band Edge @ 3m | |
|--------------------|---|--|
| ANT | 802.11ac VHT40 CH54 5270 - L | |
| 1 | Vertical | Fundamental |
| <p>Peak</p> |  <p>Date: 2020-08-10</p> <p>Site : 03CH07-HY Condition : PEAK_BE_74 3m HF_ANT_00075962 VERTICAL Detector : Peak Project : 052917-01 Mode : 16</p> |  <p>Date: 2020-08-10</p> <p>Site : 03CH07-HY Condition : PEAK(LIN) 3m HF_ANT_00075962 VERTICAL Detector : Peak Project : 052917-01 Mode : 16</p> |
| <p>Avg.</p> |  <p>Date: 2020-08-10</p> <p>Site : 03CH07-HY Condition : AVG_BE_54 3m HF_ANT_00075962 VERTICAL Detector : Peak Project : 052917-01 Mode : 16</p> | <p>Left blank</p> |

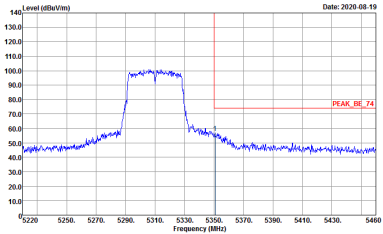
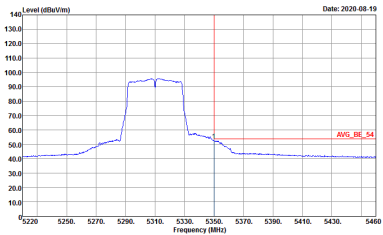


| WIFI | Band 2 5250~5350MHz Band Edge @ 3m | |
|--------------------|------------------------------------|-------------------|
| ANT | 802.11ac VHT40 CH54 5270 - R | |
| 1 | Vertical | Fundamental |
| <p>Peak</p> | | <p>Left blank</p> |
| <p>Avg.</p> | | <p>Left blank</p> |

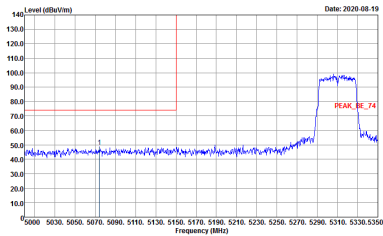
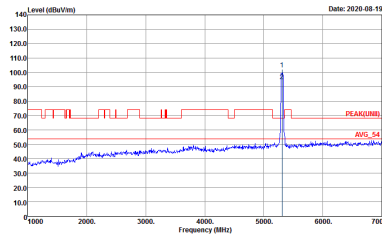
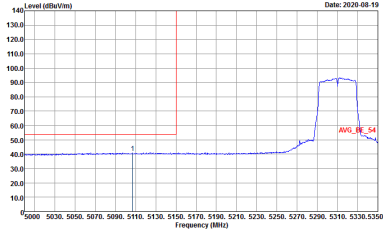


| WIFI | Band 2 5250~5350MHz Band Edge @ 3m | |
|------|---|--|
| ANT | 802.11ac VHT40 CH62 5310 - L | |
| 1 | Horizontal | Fundamental |
| Peak |  <p>Level (dBm/100MHz) vs Frequency (MHz) plot showing a peak at 5310 MHz. The peak level is approximately 130 dBm/100MHz. The plot includes a red vertical line at the peak frequency and a red label 'PEAK_BE_74'.</p> <p>Site : 03CH07-HY Condition : PEAK_BE_74 3m HF_ANT_00075962 HORIZONTAL RBW:1000.000kHz VBW:3000.000kHz SWT:Auto Detector : Peak</p> |  <p>Level (dBm/100MHz) vs Frequency (MHz) plot showing a peak at 5310 MHz. The peak level is approximately 110 dBm/100MHz. The plot includes a red vertical line at the peak frequency and a red label 'PEAK_LMB'.</p> <p>Site : 03CH07-HY Condition : PEAK(LMB) 3m HF_ANT_00075962 HORIZONTAL RBW:1000.000kHz VBW:3000.000kHz SWT:Auto Detector : Peak</p> |
| Avg. |  <p>Level (dBm/100MHz) vs Frequency (MHz) plot showing an average level at 5310 MHz. The average level is approximately 60 dBm/100MHz. The plot includes a red vertical line at the peak frequency and a red label 'AVG_BE_54'.</p> <p>Site : 03CH07-HY Condition : AVG_BE_54 3m HF_ANT_00075962 HORIZONTAL RBW:1000.000kHz VBW:3.000kHz SWT:Auto Detector : Peak</p> | Left blank |



| WIFI | Band 2 5250~5350MHz Band Edge @ 3m | |
|------|--|-------------|
| ANT | 802.11ac VHT40 CH62 5310 - R | |
| 1 | Horizontal | Fundamental |
| Peak |  <p>Site : 03CH07-HY Condition : PEAK_BE_74 3m HF_ANT_00075962 HORIZONTAL : RBW:1000.000kHz VBW:3000.000kHz SWF:Auto Detector : Peak</p> | Left blank |
| Avg. |  <p>Site : 03CH07-HY Condition : AVG_BE_54 3m HF_ANT_00075962 HORIZONTAL : RBW:1000.000kHz VBW:3.000kHz SWF:Auto Detector : Peak</p> | Left blank |



| WIFI | Band 2 5250~5350MHz Band Edge @ 3m | |
|------|--|--|
| ANT | 802.11ac VHT40 CH62 5310 - L | |
| 1 | Vertical | Fundamental |
| Peak |  <p>Site : 03CH07-HY Condition : PEAK_BE_74 3m HF_ANT_00075962 VERTICAL : RBW:1000.000kHz VBW:3000.000kHz SWT:Auto Detector : Peak</p> |  <p>Site : 03CH07-HY Condition : PEAK(LMB) 3m HF_ANT_00075962 VERTICAL : RBW:1000.000kHz VBW:3000.000kHz SWT:Auto Detector : Peak</p> |
| Avg. |  <p>Site : 03CH07-HY Condition : AVG_BE_54 3m HF_ANT_00075962 VERTICAL : RBW:1000.000kHz VBW:3.000kHz SWT:Auto Detector : Peak</p> | Left blank |



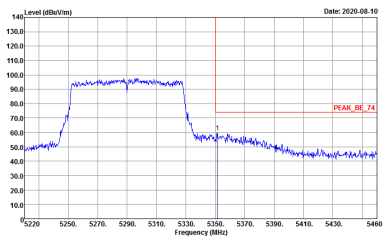
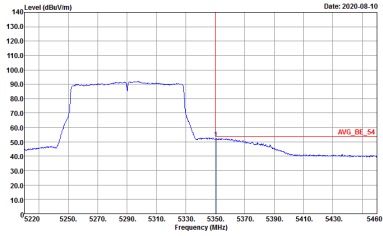
| WIFI | Band 2 5250~5350MHz Band Edge @ 3m | |
|------|--|-------------|
| ANT | 802.11ac VHT40 CH62 5310 - R | |
| 1 | Vertical | Fundamental |
| Peak | <p>Site : 03CH07-HY Condition : PEAK_BE_74 3m HF_ANT_00075962 VERTICAL Detector : RBW:1000.000kHz VBW:3000.000kHz SWT:Auto : Peak</p> | Left blank |
| Avg. | <p>Site : 03CH07-HY Condition : AVG_BE_54 3m HF_ANT_00075962 VERTICAL Detector : RBW:1000.000kHz VBW:3.000kHz SWT:Auto : Peak</p> | Left blank |



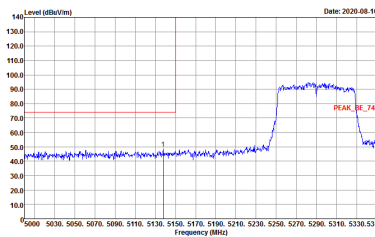
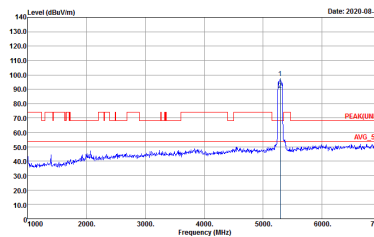
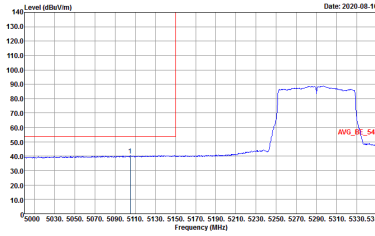
Band 2 5250~5350MHz
WIFI 802.11ac VHT80 (Band Edge @ 3m)

| WIFI | Band 2 5250~5350MHz Band Edge @ 3m | |
|-------------|--|---|
| ANT | 802.11ac VHT80 CH58 5290MHz - L | |
| 1 | Horizontal | Fundamental |
| Peak | <p>Site : 03CH07-HY Condition : PEAK_BE_74 3m HF_ANT_00075962 HORIZONTAL : RBW:1000.000kHz VBW:3000.000kHz SWT:Auto Detector : Peak Project : 052917-01 Mode : 18</p> | <p>Site : 03CH07-HY Condition : PEAK(LIN) 3m HF_ANT_00075962 HORIZONTAL : RBW:1000.000kHz VBW:3000.000kHz SWT:Auto Detector : Peak Project : 052917-01 Mode : 18</p> |
| Avg. | <p>Site : 03CH07-HY Condition : AVG_BE_54 3m HF_ANT_00075962 HORIZONTAL : RBW:1000.000kHz VBW:3.000kHz SWT:Auto Detector : Peak Project : 052917-01 Mode : 18</p> | Left blank |

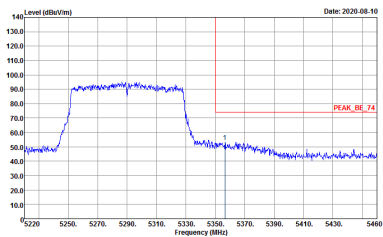
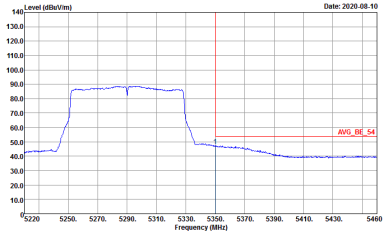


| WIFI | Band 2 5250~5350MHz Band Edge @ 3m | |
|--------------------|---|-------------------|
| ANT | 802.11ac VHT80 CH58 5290MHz - R | |
| 1 | Horizontal | Fundamental |
| <p>Peak</p> |  <p>Site : 03CH07-HY Condition : PEAK_BE_74 3m HF_ANT_00075962 HORIZONTAL Detector : Peak Project : 052917-01 Mode : 18</p> | <p>Left blank</p> |
| <p>Avg.</p> |  <p>Site : 03CH07-HY Condition : AVG_BE_54 3m HF_ANT_00075962 HORIZONTAL Detector : Peak Project : 052917-01 Mode : 18</p> | <p>Left blank</p> |



| WIFI | Band 2 5250~5350MHz Band Edge @ 3m | |
|--------------------|--|--|
| ANT | 802.11ac VHT80 CH58 5290MHz - L | |
| 1 | Vertical | Fundamental |
| <p>Peak</p> |  <p>Date: 2020-08-10</p> <p>Site : 03CH07-HY Condition : PEAK_BE_74 3m HF_ANT_00075962 VERTICAL RBW:1000.000kHz VBW:3000.000kHz SWT:Auto Detector : Peak Project : 052917-01 Mode : 18</p> |  <p>Date: 2020-08-10</p> <p>Site : 03CH07-HY Condition : PEAK(LIN) 3m HF_ANT_00075962 VERTICAL RBW:1000.000kHz VBW:3000.000kHz SWT:Auto Detector : Peak Project : 052917-01 Mode : 18</p> |
| <p>Avg.</p> |  <p>Date: 2020-08-10</p> <p>Site : 03CH07-HY Condition : AVG_BE_54 3m HF_ANT_00075962 VERTICAL RBW:1000.000kHz VBW:3.000kHz SWT:Auto Detector : Peak Project : 052917-01 Mode : 18</p> | <p>Left blank</p> |



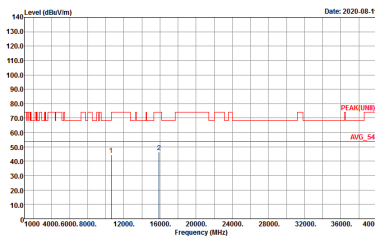
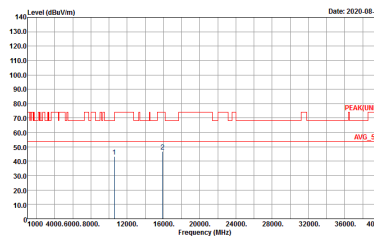
| WIFI | Band 2 5250~5350MHz Band Edge @ 3m | |
|--------------------|---|-------------------|
| ANT | 802.11ac VHT80 CH58 5290MHz - R | |
| 1 | Vertical | Fundamental |
| <p>Peak</p> |  <p>Site : 03CH07-HY Condition : PEAK_BE_74 3m HF_ANT_00075962 VERTICAL Detector : Peak Project : 052917-01 Mode : 18</p> | <p>Left blank</p> |
| <p>Avg.</p> |  <p>Site : 03CH07-HY Condition : AVG_BE_54 3m HF_ANT_00075962 VERTICAL Detector : Peak Project : 052917-01 Mode : 18</p> | <p>Left blank</p> |



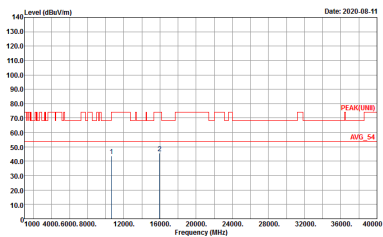
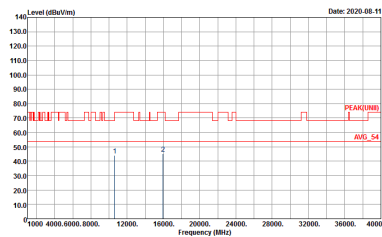
Band 2 - 5250~5350MHz
WIFI 802.11a (Harmonic @ 3m)

Table with 2 columns: Horizontal and Vertical. Each column contains a spectral plot showing Level (dBuV/m) vs Frequency (MHz) with Peak and Avg. markers. Includes metadata like Site, Condition, Detector, Project, and Mode.



| | | |
|-------------------------|---|--|
| WIFI | Band 2 5250~5350MHz Harmonic @ 3m | |
| ANT | 802.11a CH60 5300MHz | |
| 1 | Horizontal | Vertical |
| <p>Peak</p> <p>Avg.</p> |  <p>Site : ESCH07-RV Condition : PEAK(LIN) 3m HE_ANT_00075962 HORIZONTAL Detector : Peak Project : 052917-01 Mode : 11</p> |  <p>Site : ESCH07-RV Condition : PEAK(LIN) 3m HE_ANT_00075962 VERTICAL Detector : Peak Project : 052917-01 Mode : 11</p> |



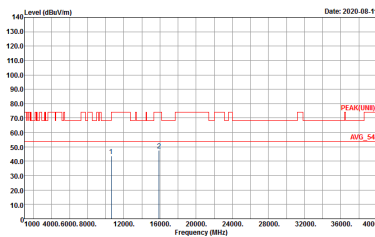
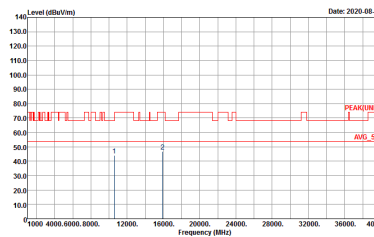
| | | |
|-------------------------|---|--|
| WIFI | Band 2 5250~5350MHz Harmonic @ 3m | |
| ANT | 802.11a CH64 5320MHz | |
| 1 | Horizontal | Vertical |
| <p>Peak</p> <p>Avg.</p> |  <p>Date: 2020-08-11</p> <p>Site : ESCH07-RV Condition : PEAK(LIN) 3m HE_ANT_00075962 HORIZONTAL Detector : Peak Project : 052917-01 Mode : 12</p> |  <p>Date: 2020-08-11</p> <p>Site : ESCH07-RV Condition : PEAK(LIN) 3m HE_ANT_00075962 VERTICAL Detector : Peak Project : 052917-01 Mode : 12</p> |



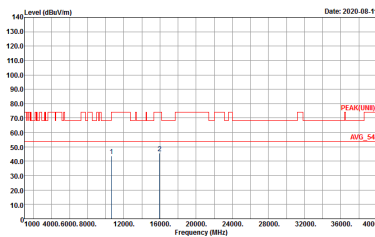
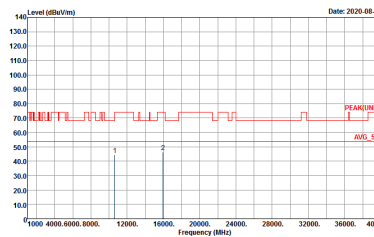
Band 2 5250~5350MHz
WIFI 802.11ac VHT20 (Harmonic @ 3m)

| WIFI | Band 2 5250~5350MHz Harmonic @ 3m | |
|---------------------------------------|--|--|
| ANT | 802.11ac VHT20 CH52 5260MHz | |
| 1 | Horizontal | Vertical |
| <p>Peak</p> <p>Avg.</p> | <p>Site : 03CH07-HY Condition : PEAK(UNII) 3m HF_ANT_00075962 HORIZONTAL Detector : Peak Project : 052917-01 Mode : 13</p> | <p>Site : 03CH07-HY Condition : PEAK(UNII) 3m HF_ANT_00075962 VERTICAL Detector : Peak Project : 052917-01 Mode : 13</p> |



| | | |
|-------------------------|---|--|
| WIFI | Band 2 5250~5350MHz Harmonic @ 3m | |
| ANT | 802.11ac VHT20 CH60 5300MHz | |
| 1 | Horizontal | Vertical |
| <p>Peak</p> <p>Avg.</p> |  <p>Site : ESCH07-HY Condition : PEAK(LIN) 3m HE_ANT_00075962 HORIZONTAL Detector : Peak Project : 052917-01 Mode : 14</p> |  <p>Site : ESCH07-HY Condition : PEAK(LIN) 3m HE_ANT_00075962 VERTICAL Detector : Peak Project : 052917-01 Mode : 14</p> |



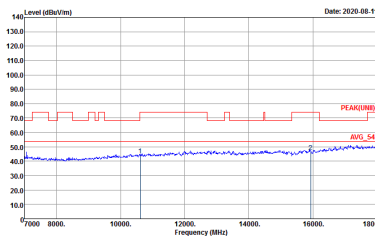
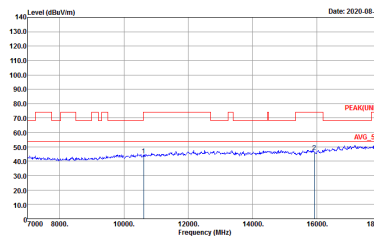
| | | |
|---------------------------------------|---|--|
| WIFI | Band 2 5250~5350MHz Harmonic @ 3m | |
| ANT | 802.11ac VHT20 CH64 5320MHz | |
| 1 | Horizontal | Vertical |
| <p>Peak</p> <p>Avg.</p> |  <p>Site : ESCH07-1Y Condition : PEAK(LIN) 3m HE_ANT_00075962 HORIZONTAL Detector : Peak Project : 052917-01 Mode : 15</p> |  <p>Site : ESCH07-1Y Condition : PEAK(LIN) 3m HE_ANT_00075962 VERTICAL Detector : Peak Project : 052917-01 Mode : 15</p> |



**Band 2 5250~5350MHz
WIFI 802.11ac VHT40 (Harmonic @ 3m)**

| WIFI | Band 2 5250~5350MHz Harmonic @ 3m | |
|---------------------------------------|--|--|
| ANT | 802.11ac VHT40 CH54 5270 | |
| 1 | Horizontal | Vertical |
| <p>Peak</p> <p>Avg.</p> | <p>Date: 2020.08.11</p> <p>Site : 03CH07-HY Condition : PEAK(UNII) 3m HF_ANT_00075962 HORIZONTAL Detector : Peak Project : 052917-01 Mode : 16</p> | <p>Date: 2020.08.11</p> <p>Site : 03CH07-HY Condition : PEAK(UNII) 3m HF_ANT_00075962 VERTICAL Detector : Peak Project : 052917-01 Mode : 16</p> |



| | | |
|-------------------------|---|--|
| WIFI | Band 2 5250~5350MHz Harmonic @ 3m | |
| ANT | 802.11ac VHT40 CH62 5310 | |
| 1 | Horizontal | Vertical |
| <p>Peak</p> <p>Avg.</p> |  <p>Site : ESCH07-RV Condition : PEAK(LIN) 3m HE_ANT_00075962 HORIZONTAL Detector : Peak Project : 052917-01 Mode : 17</p> |  <p>Site : ESCH07-RV Condition : PEAK(LIN) 3m HE_ANT_00075962 VERTICAL Detector : Peak Project : 052917-01 Mode : 17</p> |



Band 2 5250~5350MHz
WIFI 802.11ac VHT80 (Harmonic @ 3m)

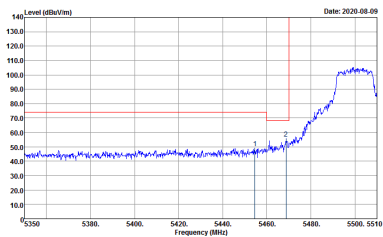
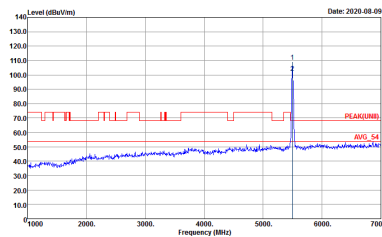
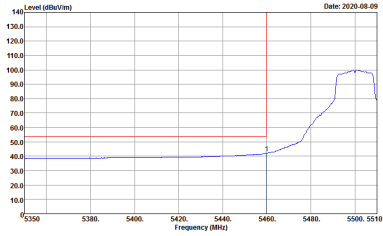
| WIFI | Band 2 5250~5350MHz Harmonic @ 3m | |
|---------------------------------------|--|--|
| ANT | 802.11ac VHT80 CH58 5290MHz | |
| 1 | Horizontal | Vertical |
| <p>Peak</p> <p>Avg.</p> | <p>Site : 03CH07-HY Condition : PEAK(UNII) 3m HF_ANT_00075962 HORIZONTAL Detector : Peak Project : 052917-01 Mode : 18</p> | <p>Site : 03CH07-HY Condition : PEAK(UNII) 3m HF_ANT_00075962 VERTICAL Detector : Peak Project : 052917-01 Mode : 18</p> |



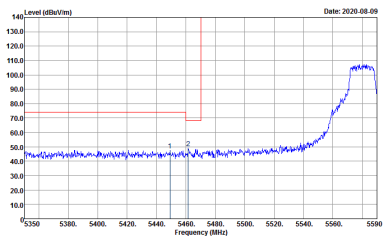
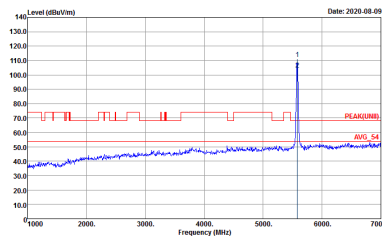
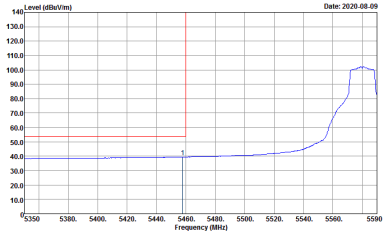
Band 3 - 5470~5725MHz
WIFI 802.11a (Band Edge @ 3m)

| WIFI | Band 3 5470~5725MHz Band Edge @ 3m | |
|-------------|---|---|
| ANT | 802.11a CH100 5500MHz | |
| 1 | Horizontal | Fundamental |
| Peak | <p>Site : 03CH07-HY Condition : PEAK_BE(U/N/I)_B3 3m HF_ANT_00075962 HORIZONTAL Detector : Peak Project : 052917-01 Mode : 19</p> | <p>Site : 03CH07-HY Condition : PEAK(U/N/I)_3m HF_ANT_00075962 HORIZONTAL Detector : Peak Project : 052917-01 Mode : 19</p> |
| Avg. | <p>Site : 03CH07-HY Condition : AVG_BE(U/N/I)_B3 3m HF_ANT_00075962 HORIZONTAL Detector : Peak Project : 052917-01 Mode : 19</p> | Left blank |



| WIFI | Band 3 5470~5725MHz Band Edge @ 3m | |
|------|---|---|
| ANT | 802.11a CH100 5500MHz | |
| 1 | Vertical | Fundamental |
| Peak |  <p>Date: 2020-08-09</p> <p>Site : 03CH07-HY Condition : PEAK_BE(LNII)_B3 3m HF_ANT_00075962 VERTICAL RBW:1000.000kHz VBW:3000.000kHz SWT:Auto Detector : Peak Project : 052917-01 Mode : 19</p> |  <p>Date: 2020-08-09</p> <p>Site : 03CH07-HY Condition : PEAK(LNII) 3m HF_ANT_00075962 VERTICAL RBW:1000.000kHz VBW:3000.000kHz SWT:Auto Detector : Peak Project : 052917-01 Mode : 19</p> |
| Avg. |  <p>Date: 2020-08-09</p> <p>Site : 03CH07-HY Condition : AVG_BE(LNII)_B3 3m HF_ANT_00075962 VERTICAL RBW:1000.000kHz VBW:3000.000kHz SWT:Auto Detector : Peak Project : 052917-01 Mode : 19</p> | Left blank |

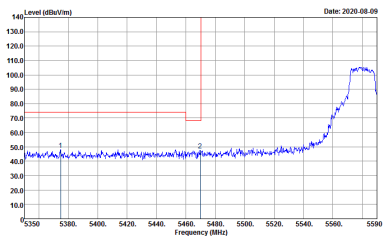
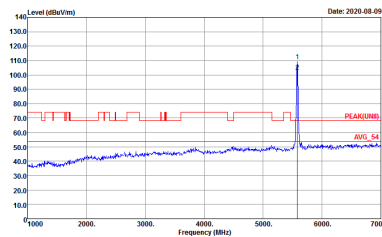
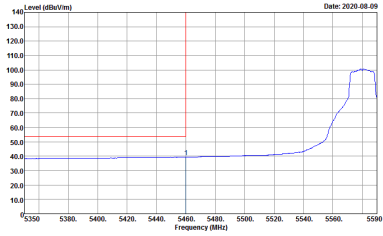


| WIFI | Band 3 5470~5725MHz Band Edge @ 3m | |
|--------------------|---|---|
| ANT | 802.11a CH116 5580MHz - L | |
| 1 | Horizontal | Fundamental |
| <p>Peak</p> |  <p>Site : 03CH07-HY Condition : PEAK_BE(LNII)_B3 3m HF_ANT_00075962 HORIZONTAL Detector : Peak Project : 052917-01 Mode : 20</p> |  <p>Site : 03CH07-HY Condition : PEAK(LNII) 3m HF_ANT_00075962 HORIZONTAL Detector : Peak Project : 052917-01 Mode : 20</p> |
| <p>Avg.</p> |  <p>Site : 03CH07-HY Condition : AVG_BE(LNII)_B3 3m HF_ANT_00075962 HORIZONTAL Detector : Peak Project : 052917-01 Mode : 20</p> | <p>Left blank</p> |



| WIFI | Band 3 5470~5725MHz Band Edge @ 3m | |
|------|---|-------------|
| ANT | 802.11a CH116 5580MHz - R | |
| 1 | Horizontal | Fundamental |
| Peak | <p>Site : ESCH07-HY Condition : PEAK_BE(UNH)_B3 3m HF ANT_00075962 HORIZONTAL Detector : Peak Project : FR052917-01 Mode : Z0</p> | Left blank |

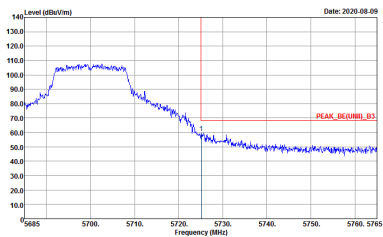
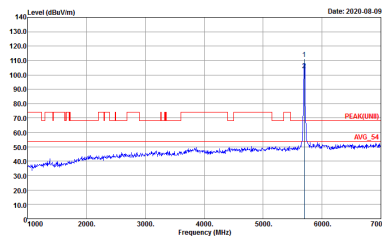


| WIFI | Band 3 5470~5725MHz Band Edge @ 3m | |
|--------------------|--|--|
| ANT | 802.11a CH116 5580MHz - L | |
| 1 | Vertical | Fundamental |
| <p>Peak</p> |  <p>Site : 03CH07-HY Condition : PEAK_BE(LINII)_B3 3m HF_ANT_00075962 VERTICAL Detector : Peak Project : 052917-01 Mode : 20</p> |  <p>Site : 03CH07-HY Condition : PEAK(LINII) 3m HF_ANT_00075962 VERTICAL Detector : Peak Project : 052917-01 Mode : 20</p> |
| <p>Avg.</p> |  <p>Site : 03CH07-HY Condition : AVG_BE(LINII)_B3 3m HF_ANT_00075962 VERTICAL Detector : Peak Project : 052917-01 Mode : 20</p> | <p>Left blank</p> |

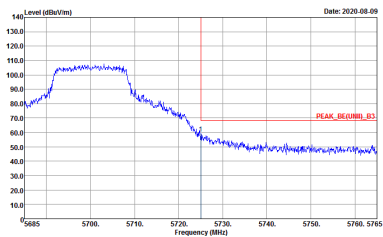
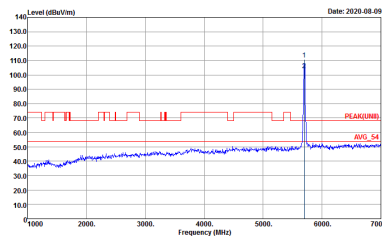


| WIFI | Band 3 5470~5725MHz Band Edge @ 3m | |
|------|---|-------------|
| ANT | 802.11a CH116 5580MHz - R | |
| 1 | Vertical | Fundamental |
| Peak | <p>Site : E8CH07-HY Condition : PEAK_BE(UNH)_B3 3m HF ANT_00075962 VERTICAL Detector : Peak Project : FR052917-01 Mode : Z0</p> | Left blank |



| | | |
|------|---|---|
| WIFI | Band 3 5470~5725MHz Band Edge @ 3m | |
| ANT | 802.11a CH140 5700MHz | |
| 1 | Horizontal | Fundamental |
| Peak |  <p>Site : E3CH07-RV Condition : PEAK_BE(UNI)_B3 3m HF ANT_00075962 HORIZONTAL Detector : RBW:1000.000KHz VBW:3000.000KHz SWT:Auto Project : 052917-01 Mode : Z1</p> |  <p>Site : E3CH07-RV Condition : PEAK(UNI)_B3 3m HF ANT_00075962 HORIZONTAL Detector : RBW:1000.000KHz VBW:3000.000KHz SWT:Auto Project : 052917-01 Mode : Z1</p> |



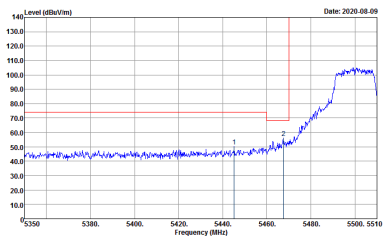
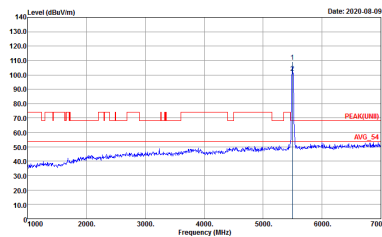
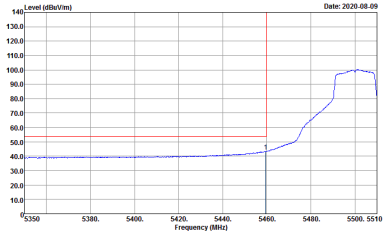
| | | |
|------|---|---|
| WIFI | Band 3 5470~5725MHz Band Edge @ 3m | |
| ANT | 802.11a CH140 5700MHz | |
| 1 | Vertical | Fundamental |
| Peak |  <p>Date: 2020.08.09</p> <p>Site : ESCH07-RV Condition : PEAK_BE(UNI)_B3 3m HF ANT_00075962 VERTICAL Detector : Peak Project : 052917-01 Mode : Z1</p> |  <p>Date: 2020.08.09</p> <p>Site : ESCH07-RV Condition : PEAK(UNI)_B3 3m HF ANT_00075962 VERTICAL Detector : Peak Project : 052917-01 Mode : Z1</p> |



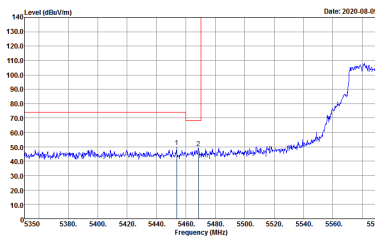
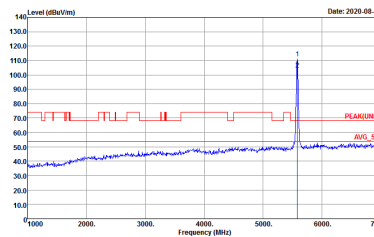
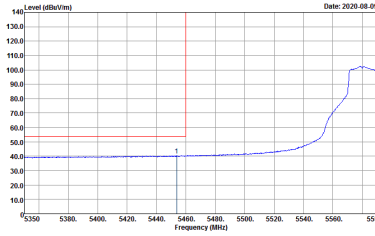
**Band 3 5470~5725MHz
WIFI 802.11ac VHT20 (Band Edge @ 3m)**

| WIFI | Band 3 5470~5725MHz Band Edge @ 3m | |
|-------------|---|---|
| ANT | 802.11ac VHT20 CH100 5500MHz | |
| 1 | Horizontal | Fundamental |
| Peak | <p>Site : 03CH07-HY Condition : PEAK_BE(LUNII)_B3 3m HF_ANT_00075962 HORIZONTAL Detector : Peak Project : 052917-01 Mode : Z3</p> | <p>Site : 03CH07-HY Condition : PEAK(LUNII) 3m HF_ANT_00075962 HORIZONTAL Detector : Peak Project : 052917-01 Mode : Z3</p> |
| Avg. | <p>Site : 03CH07-HY Condition : AVG_BE(LUNII)_B3 3m HF_ANT_00075962 HORIZONTAL Detector : Peak Project : 052917-01 Mode : Z3</p> | Left blank |



| WIFI | Band 3 5470~5725MHz Band Edge @ 3m | |
|--------------------|---|---|
| ANT | 802.11ac VHT20 CH100 5500MHz | |
| 1 | Vertical | Fundamental |
| <p>Peak</p> |  <p>Site : 03CH07-HY Condition : PEAK_BE(LNII)_B3 3m HF_ANT_00075962 VERTICAL Detector : Peak Project : 052917-01 Mode : 23</p> |  <p>Site : 03CH07-HY Condition : PEAK(LNII) 3m HF_ANT_00075962 VERTICAL Detector : Peak Project : 052917-01 Mode : 23</p> |
| <p>Avg.</p> |  <p>Site : 03CH07-HY Condition : AVG_BE(LNII)_B3 3m HF_ANT_00075962 VERTICAL Detector : Peak Project : 052917-01 Mode : 23</p> | <p>Left blank</p> |

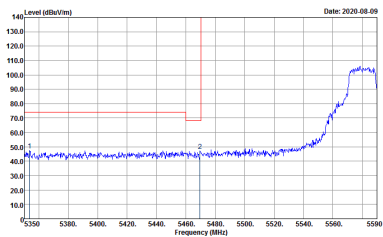
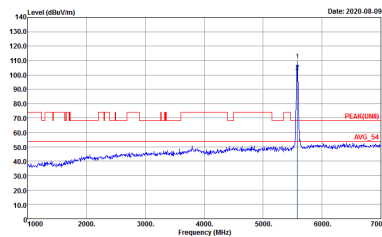
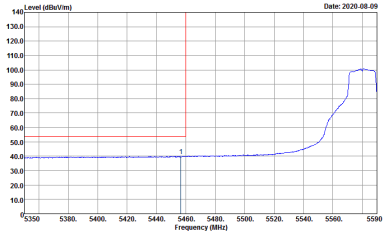


| WIFI | Band 3 5470~5725MHz Band Edge @ 3m | |
|------|--|---|
| ANT | 802.11ac VHT20 CH116 5580MHz - L | |
| 1 | Horizontal | Fundamental |
| Peak |  <p>Date: 2020-08-09</p> <p>Site : 03CH07-HY Condition : PEAK_BE(LNII)_B3 3m HF_ANT_00075962 HORIZONTAL RBW:1000.000kHz VBW:3000.000kHz SWT:Auto Detector : Peak Project : 052917-01 Mode : 24</p> |  <p>Date: 2020-08-09</p> <p>Site : 03CH07-HY Condition : PEAK(LNII) 3m HF_ANT_00075962 HORIZONTAL RBW:1000.000kHz VBW:3000.000kHz SWT:Auto Detector : Peak Project : 052917-01 Mode : 24</p> |
| Avg. |  <p>Date: 2020-08-09</p> <p>Site : 03CH07-HY Condition : AVG_BE(LNII)_B3 3m HF_ANT_00075962 HORIZONTAL RBW:1000.000kHz VBW:1.000kHz SWT:Auto Detector : Peak Project : 052917-01 Mode : 24</p> | Left blank |



| WIFI | Band 3 5470~5725MHz Band Edge @ 3m | |
|------|--|-------------|
| ANT | 802.11ac VHT20 CH116 5580MHz - R | |
| 1 | Horizontal | Fundamental |
| Peak | <p>Site : ESKCH07-HY Condition : PEAK_BE(LINII)_B3 3m HF ANT_00075962 HORIZONTAL Detector : Peak Project : FR052917-01 Mode : Z4</p> | Left blank |



| WIFI | Band 3 5470~5725MHz Band Edge @ 3m | |
|------|--|--|
| ANT | 802.11ac VHT20 CH116 5580MHz - L | |
| 1 | Vertical | Fundamental |
| Peak |  <p>Date: 2020-08-09</p> <p>Site : 03CH07-HY Condition : PEAK_BE(LINII)_B3 3m HF_ANT_00075962 VERTICAL Detector : Peak Project : 052917-01 Mode : 24</p> |  <p>Date: 2020-08-09</p> <p>Site : 03CH07-HY Condition : PEAK(LINII) 3m HF_ANT_00075962 VERTICAL Detector : Peak Project : 052917-01 Mode : 24</p> |
| Avg. |  <p>Date: 2020-08-09</p> <p>Site : 03CH07-HY Condition : AVG_BE(LINII)_B3 3m HF_ANT_00075962 VERTICAL Detector : Peak Project : 052917-01 Mode : 24</p> | Left blank |

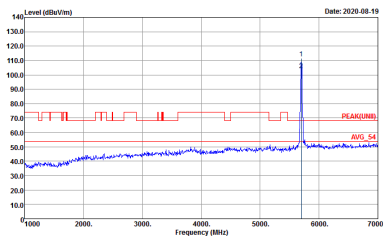
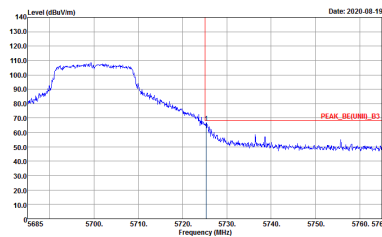


| WIFI | Band 3 5470~5725MHz Band Edge @ 3m | |
|------|--|-------------|
| ANT | 802.11ac VHT20 CH116 5580MHz - R | |
| 1 | Vertical | Fundamental |
| Peak | <p>Site : ESKCH07-HY Condition : PEAK_BE(UNH) B3 3m HF ANT_00075962 VERTICAL Detector : Peak Project : FR052917-01 Mode : Z4</p> | Left blank |



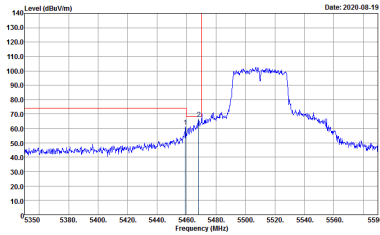
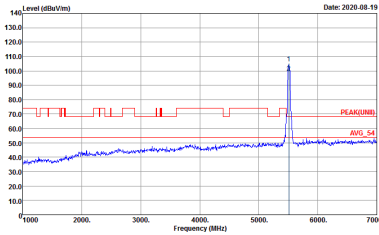
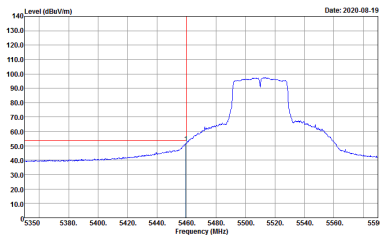
| | | |
|------|--|--|
| WIFI | Band 3 5470~5725MHz Band Edge @ 3m | |
| ANT | 802.11ac VHT20 CH140 5700MHz | |
| 1 | Horizontal | Fundamental |
| Peak | <p>Site : 03C4027-01 Condition : PEAK(LIN) 3m HF_ANT_00075962 HORIZONTAL Detector : Peak Project : 052917-01 Mode : 25</p> | <p>Site : 03C4027-01 Condition : PEAK_BE(LIN) B3 3m HF_ANT_00075962 HORIZONTAL Detector : Peak Project : 052917-01 Mode : 25</p> |



| | | |
|------|---|--|
| WIFI | Band 3 5470~5725MHz Band Edge @ 3m | |
| ANT | 802.11ac VHT20 CH140 5700MHz | |
| 1 | Vertical | Fundamental |
| Peak |  <p>Site : 03C407-01 Condition : PEAK(LIN) 3m HF_ANT_00075962 VERTICAL Detector : Peak Project : 052917-01 Mode : 25</p> |  <p>Site : 03C407-01 Condition : PEAK_BE(LIN) B3 3m HF_ANT_00075962 VERTICAL Detector : Peak Project : 052917-01 Mode : 25</p> |



Band 3 5470~5725MHz
WIFI 802.11ac VHT40 (Band Edge @ 3m)

| WIFI | Band 3 5470~5725MHz Band Edge @ 3m | |
|--------------------|---|--|
| ANT | 802.11ac VHT40 CH102 5510MHz - L | |
| 1 | Horizontal | Fundamental |
| <p>Peak</p> |  <p>Date: 2020-08-19</p> <p>Site : 03CH07-HY Condition : PEAK_BE(LNWI)_B3 3m HF_ANT_00075962 HORIZONTAL RBW:1000.000kHz VBW:3000.000kHz SWTA:Auto Detector : Peak Project : 052917-01 Mode : 27</p> |  <p>Date: 2020-08-19</p> <p>Site : 03CH07-HY Condition : PEAK(LNWI) 3m HF_ANT_00075962 HORIZONTAL RBW:1000.000kHz VBW:3000.000kHz SWTA:Auto Detector : Peak Project : 052917-01 Mode : 27</p> |
| <p>Avg.</p> |  <p>Date: 2020-08-19</p> <p>Site : 03CH07-HY Condition : AVG_BE(LNWI)_B3 3m HF_ANT_00075962 HORIZONTAL RBW:1000.000kHz VBW:3.000kHz SWTA:Auto Detector : Peak Project : 052917-01 Mode : 27</p> | <p align="center">Left blank</p> |



| WIFI | Band 3 5470~5725MHz Band Edge @ 3m | |
|------|--|-------------|
| ANT | 802.11ac VHT40 CH102 5510MHz - R | |
| 1 | Horizontal | Fundamental |
| Peak | <p>Site : 03C4027-011 Condition : PEAK_BE(LN10)_B3 3m HF_ANT_00075962 HORIZONTAL Detector : Peak Project : 052917-01 Mode : 27</p> | Left blank |