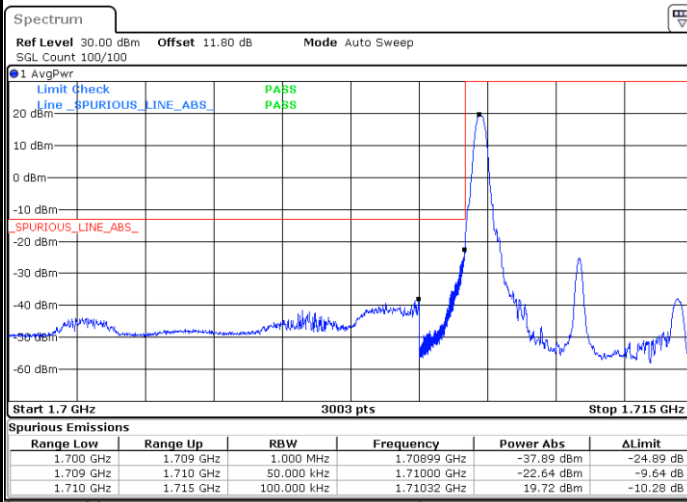




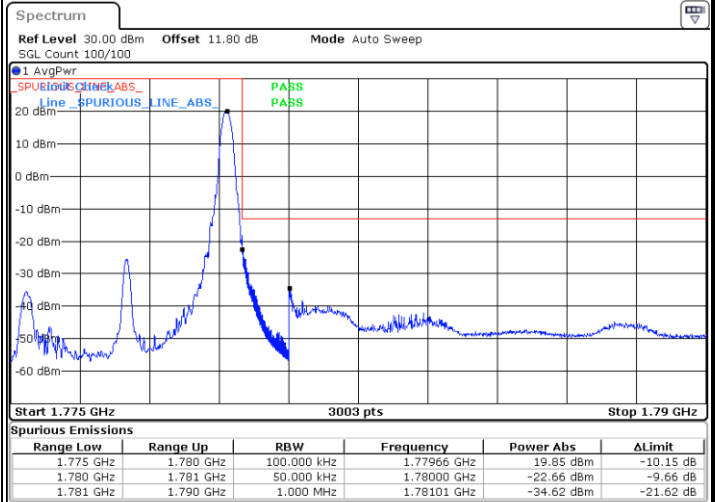
LTE Band 66 / 5MHz / 16QAM

Lowest Band Edge / 1RB



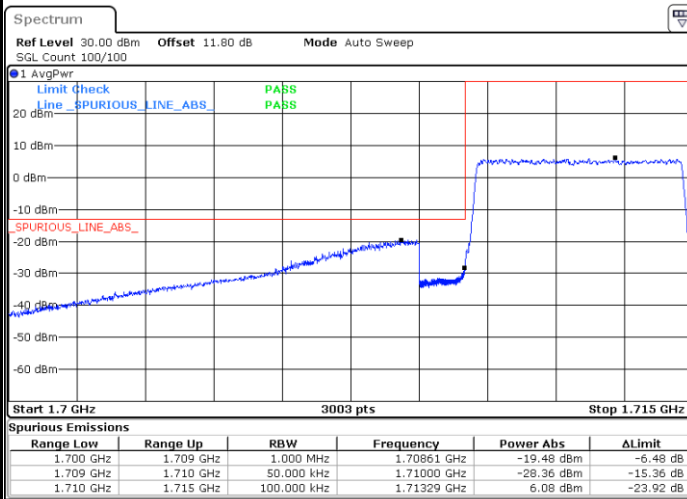
Date: 19_SEP.2020 13:38:21

Highest Band Edge / 1 RB



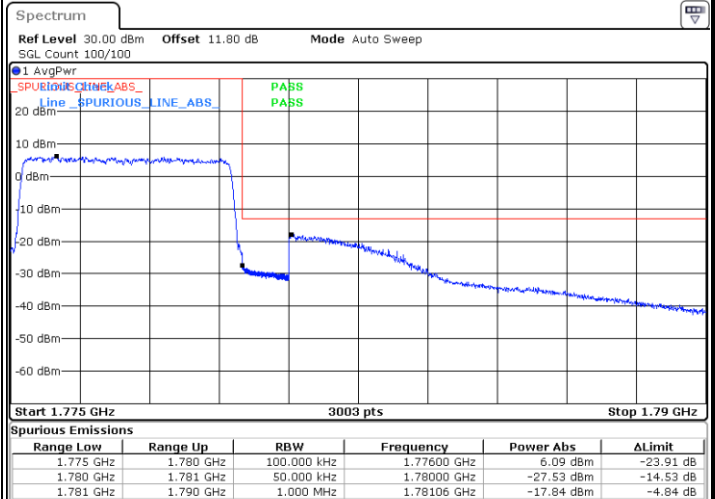
Date: 19_SEP.2020 13:44:33

Lowest Band Edge / Full RB



Date: 19_SEP.2020 13:39:21

Highest Band Edge / Full RB

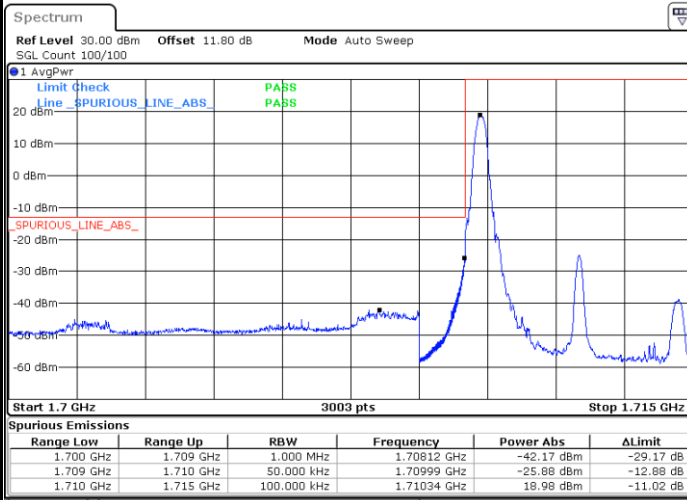


Date: 19_SEP.2020 13:45:33



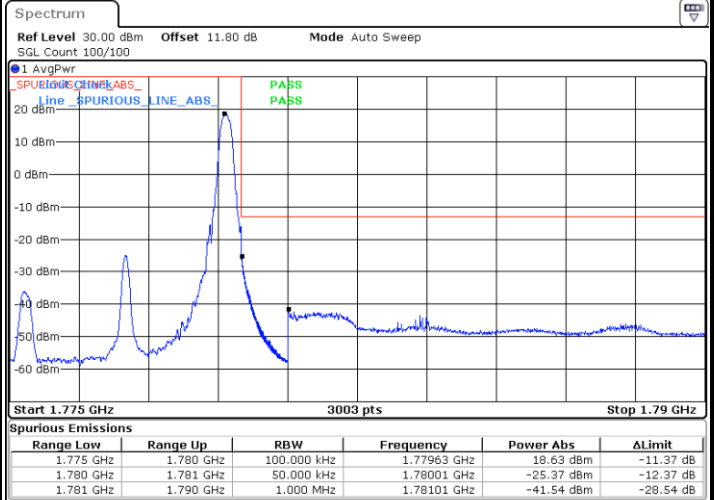
LTE Band 66 / 5MHz / 64QAM

Lowest Band Edge / 1RB



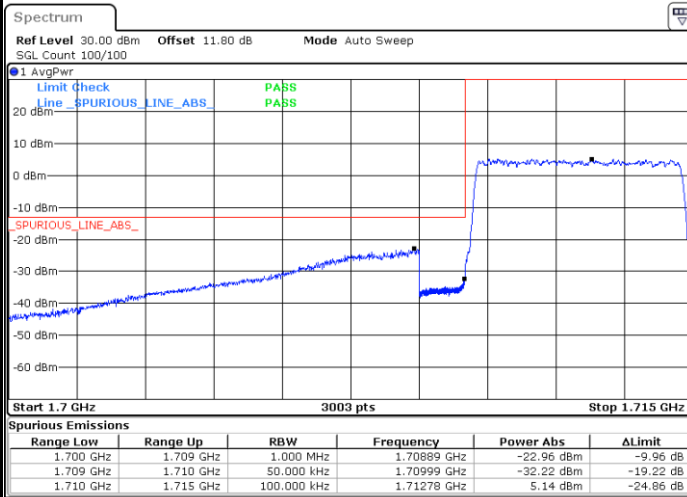
Date: 19_SEP.2020 13:32:18

Highest Band Edge / 1 RB



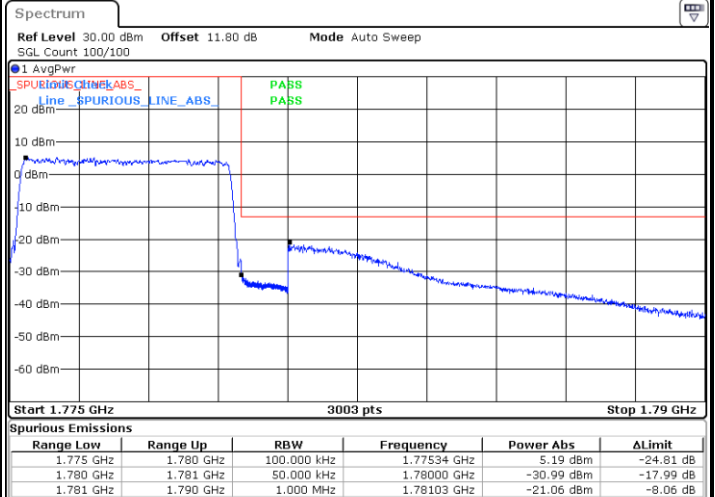
Date: 19_SEP.2020 13:35:24

Lowest Band Edge / Full RB



Date: 19_SEP.2020 13:32:48

Highest Band Edge / Full RB

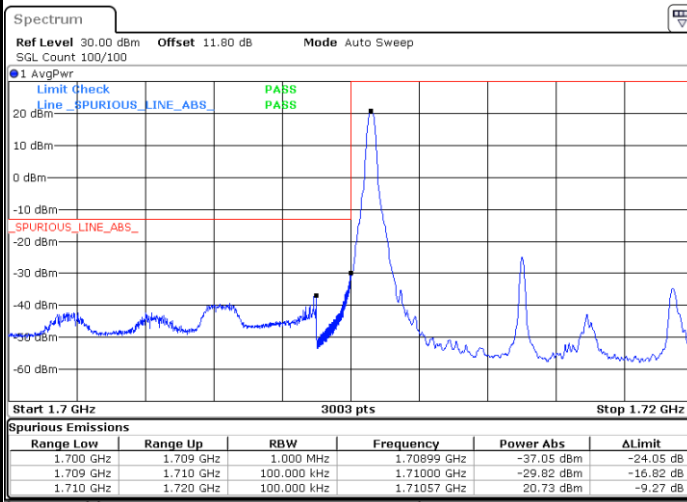


Date: 19_SEP.2020 13:35:54



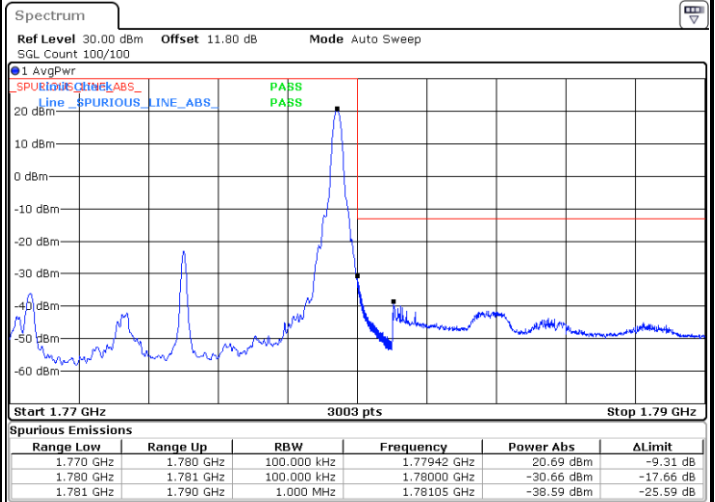
LTE Band 66 / 10MHz / QPSK

Lowest Band Edge / 1 RB



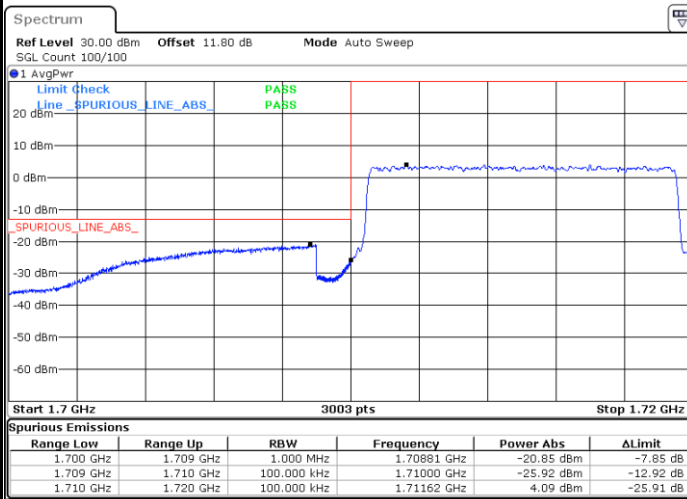
Date: 19_SEP.2020 13:48:11

Highest Band Edge / 1 RB



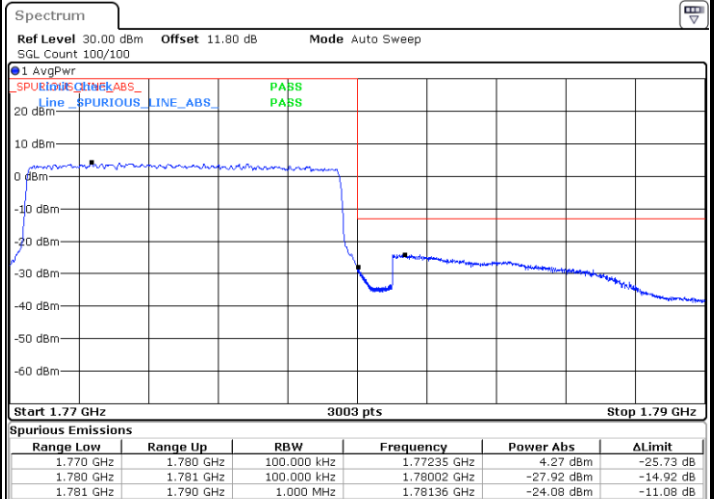
Date: 19_SEP.2020 14:02:07

Lowest Band Edge / Full RB



Date: 19_SEP.2020 13:49:11

Highest Band Edge / Full RB

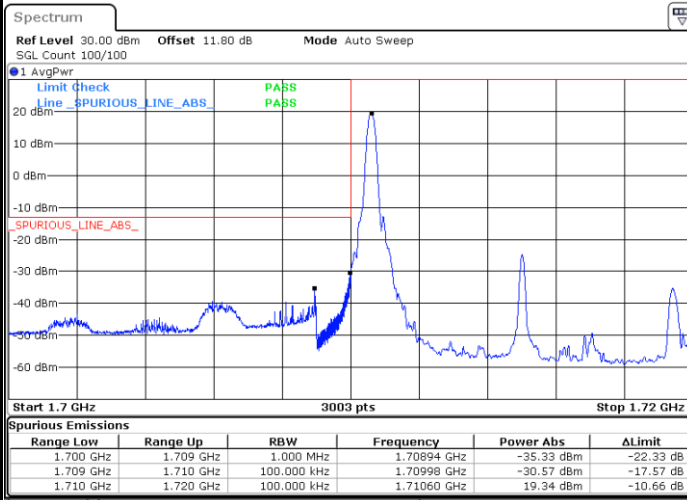


Date: 19_SEP.2020 14:03:07



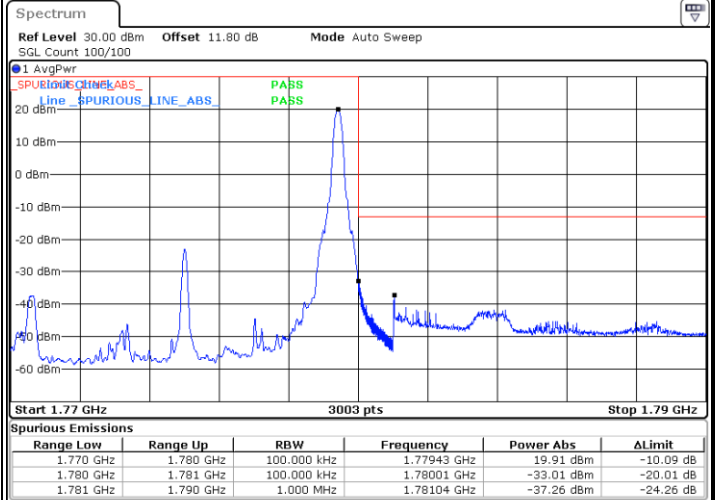
LTE Band 66 / 10MHz / 16QAM

Lowest Band Edge / 1 RB



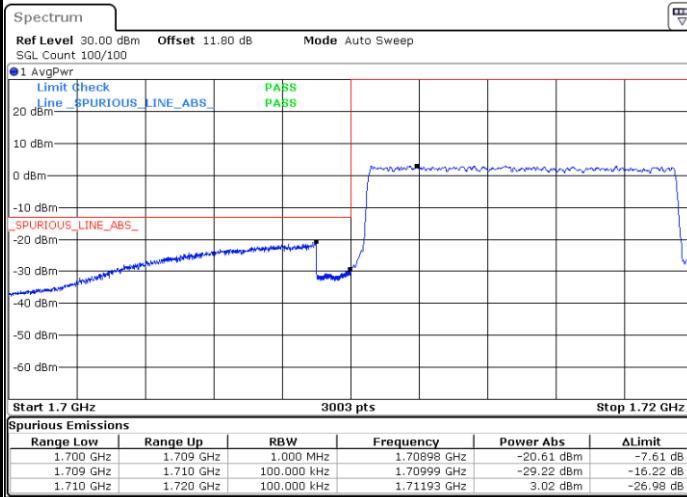
Date: 19_SEP.2020 13:48:41

Highest Band Edge / 1 RB



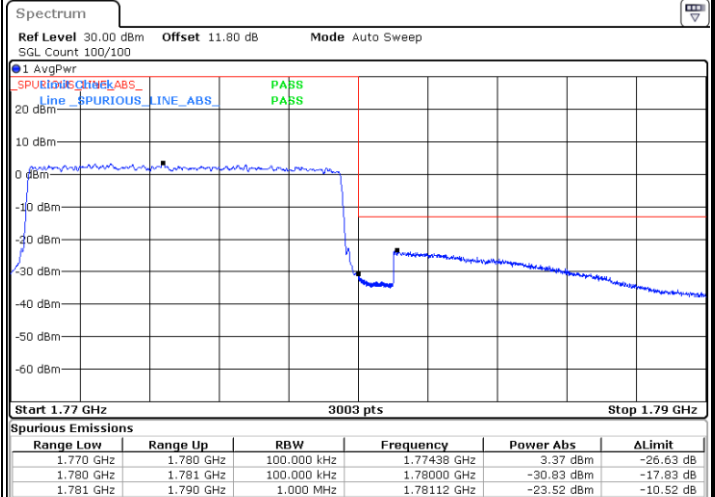
Date: 19_SEP.2020 14:02:37

Lowest Band Edge / Full RB



Date: 19_SEP.2020 13:49:41

Highest Band Edge / Full RB

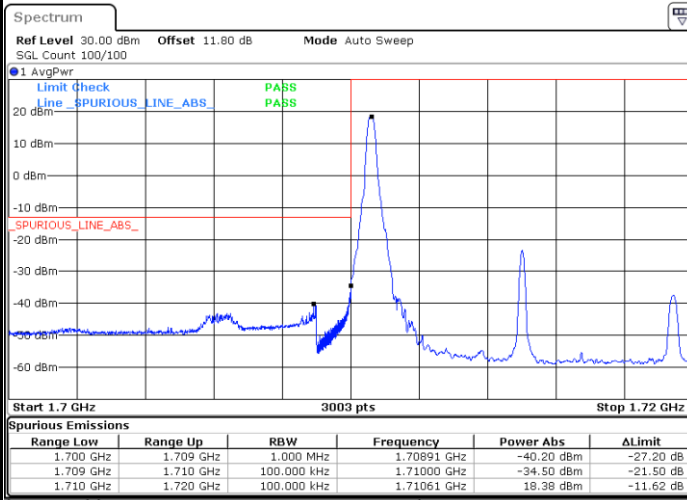


Date: 19_SEP.2020 14:03:37



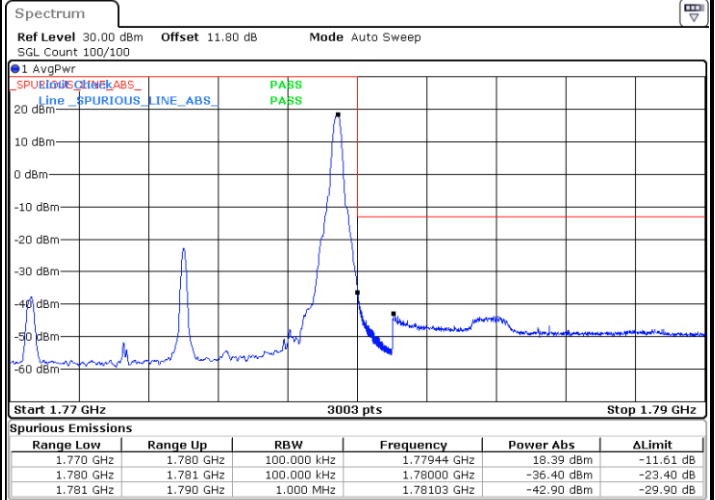
LTE Band 66 / 10MHz / 64QAM

Lowest Band Edge / 1 RB



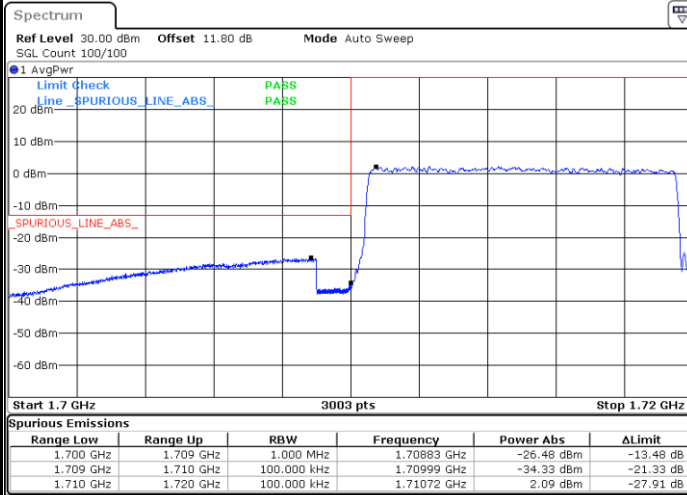
Date: 19_SEP.2020 14:05:50

Highest Band Edge / 1 RB



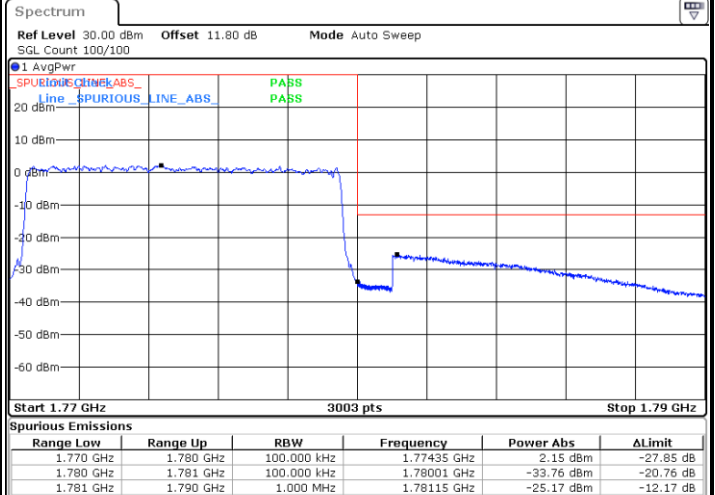
Date: 19_SEP.2020 14:08:56

Lowest Band Edge / Full RB



Date: 19_SEP.2020 14:06:20

Highest Band Edge / Full RB

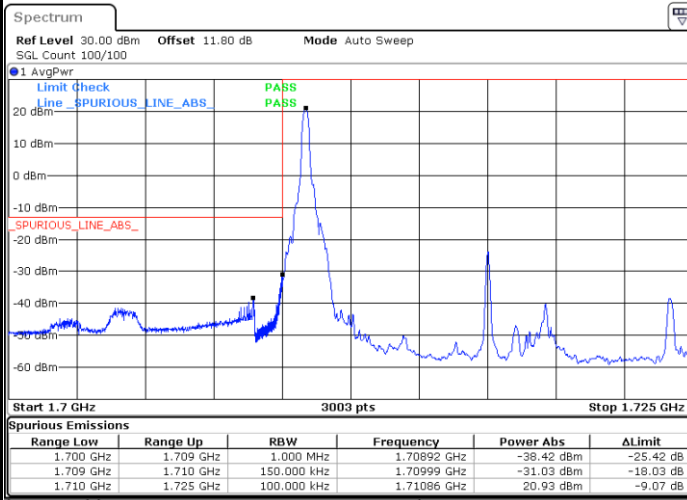


Date: 19_SEP.2020 14:09:26



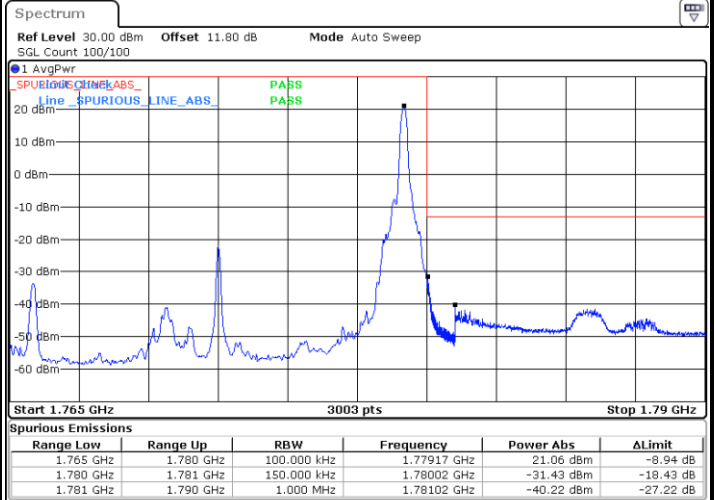
LTE Band 66 / 15MHz / QPSK

Lowest Band Edge / 1 RB



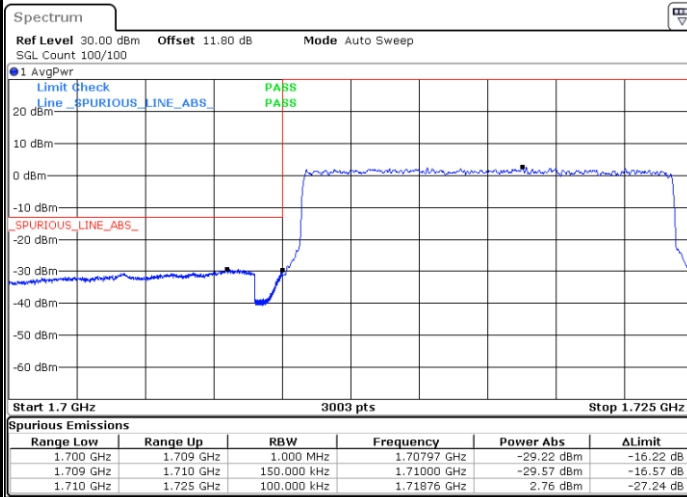
Date: 19_SEP.2020 14:16:34

Highest Band Edge / 1 RB



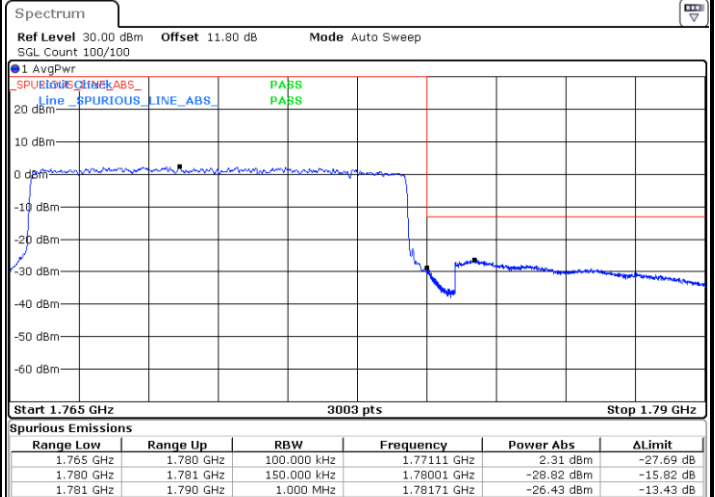
Date: 19_SEP.2020 14:22:48

Lowest Band Edge / Full RB



Date: 19_SEP.2020 14:17:34

Highest Band Edge / Full RB

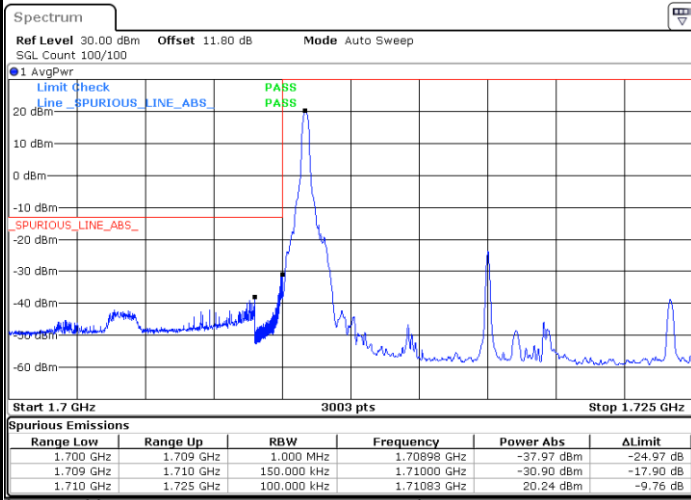


Date: 19_SEP.2020 14:23:48



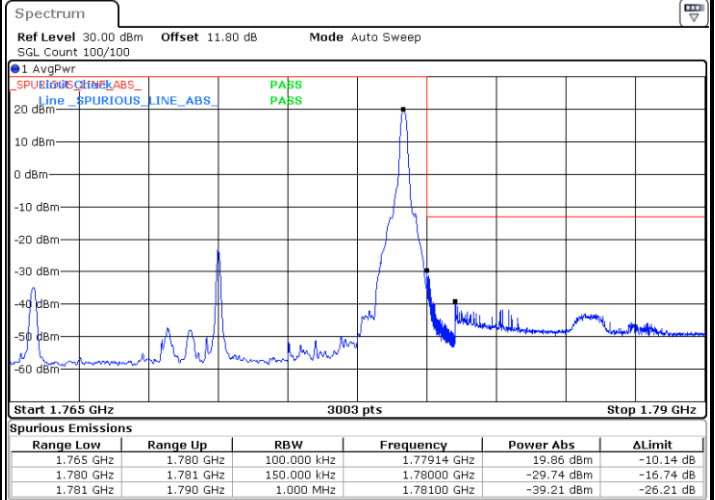
LTE Band 66 / 15MHz / 16QAM

Lowest Band Edge / 1 RB



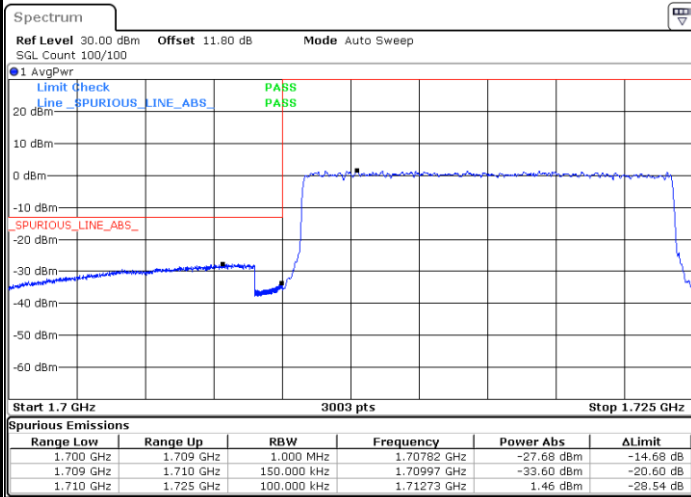
Date: 19_SEP.2020 14:17:04

Highest Band Edge / 1 RB



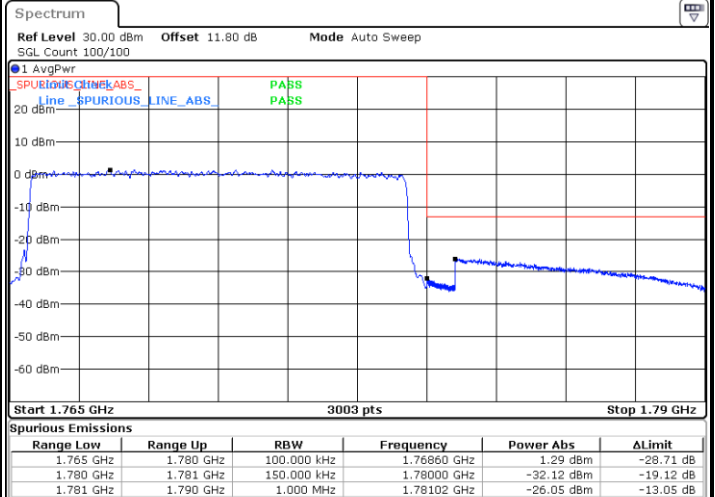
Date: 19_SEP.2020 14:23:18

Lowest Band Edge / Full RB



Date: 19_SEP.2020 14:18:04

Highest Band Edge / Full RB

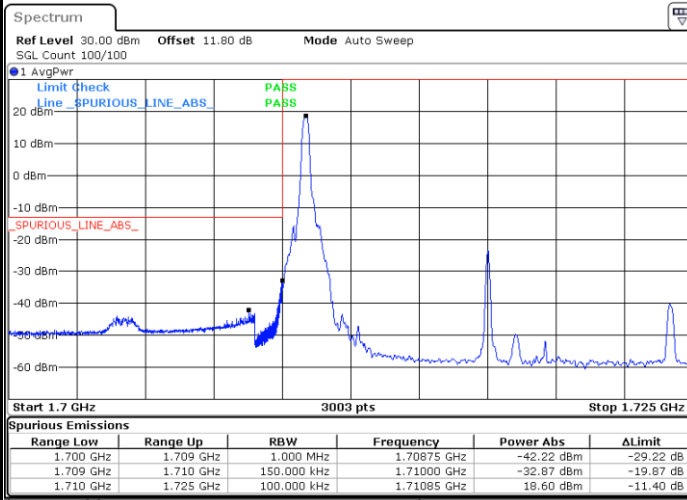


Date: 19_SEP.2020 14:24:18



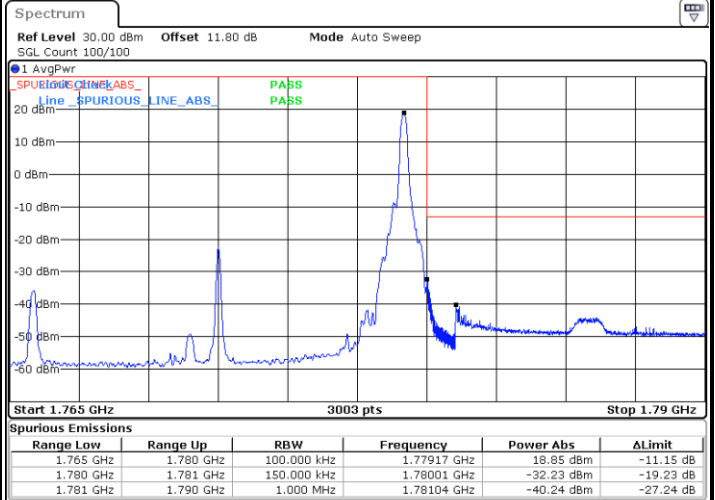
LTE Band 66 / 15MHz / 64QAM

Lowest Band Edge / 1 RB



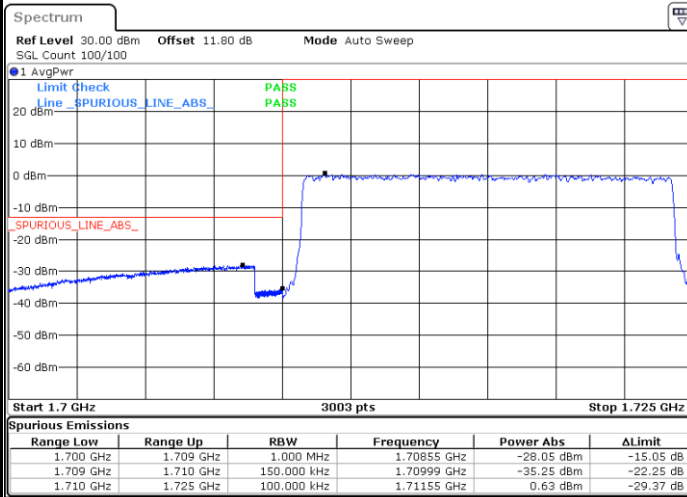
Date: 19_SEP.2020 14:11:00

Highest Band Edge / 1 RB



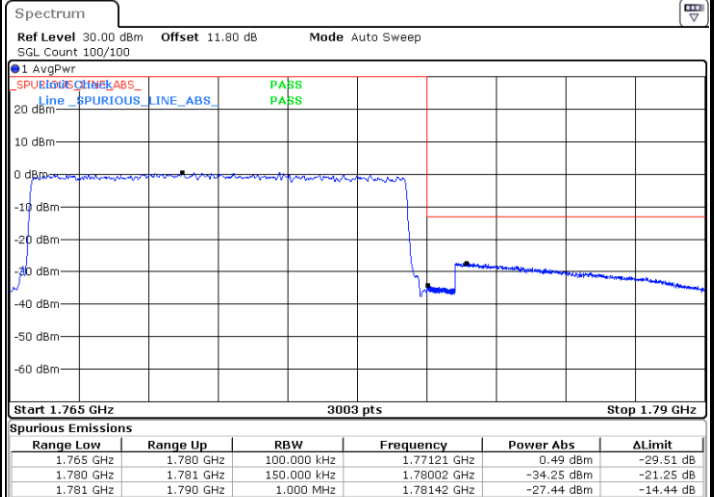
Date: 19_SEP.2020 14:14:07

Lowest Band Edge / Full RB



Date: 19_SEP.2020 14:11:30

Highest Band Edge / Full RB

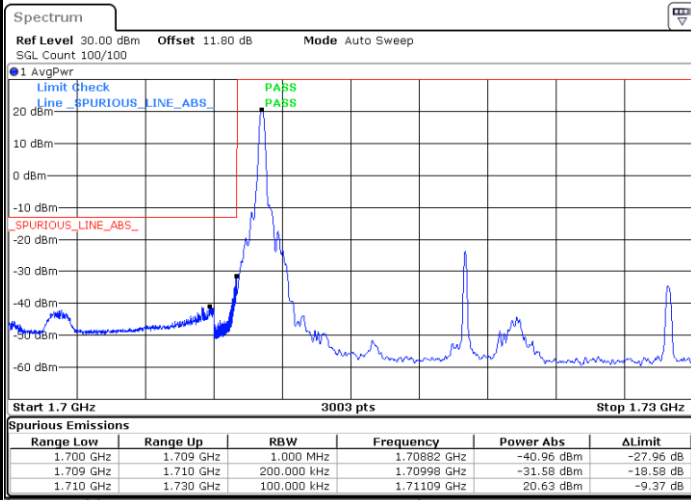


Date: 19_SEP.2020 14:14:37



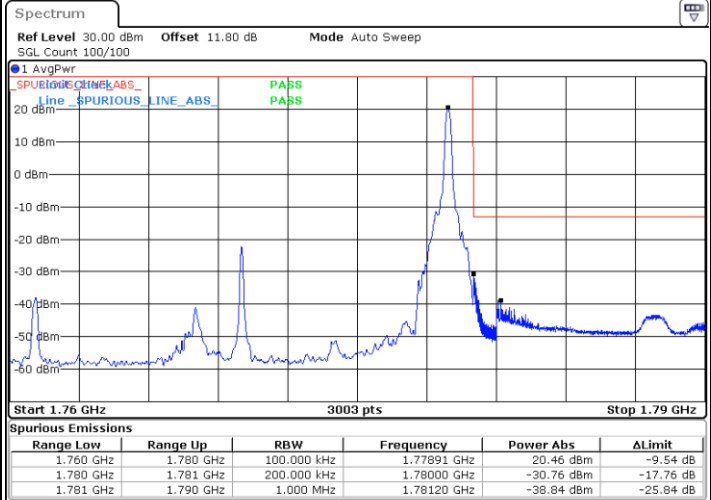
LTE Band 66 / 20MHz / QPSK

Lowest Band Edge / 1 RB



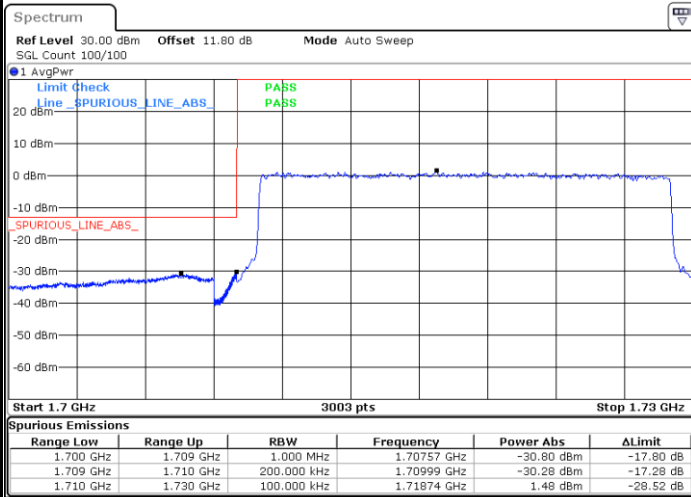
Date: 19_SEP.2020 14:26:56

Highest Band Edge / 1 RB



Date: 19_SEP.2020 14:33:10

Lowest Band Edge / Full RB



Date: 19_SEP.2020 14:27:56

Highest Band Edge / Full RB

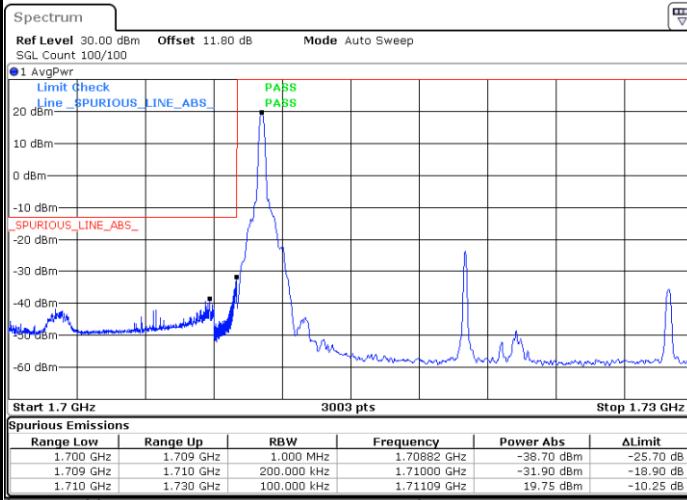


Date: 19_SEP.2020 14:34:10



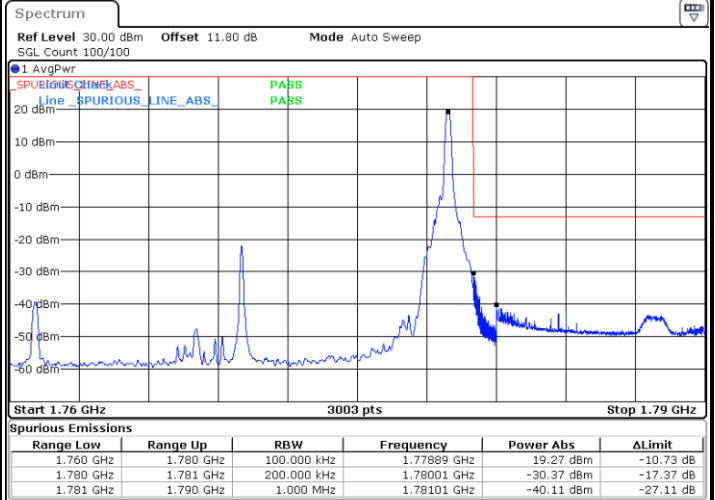
LTE Band 66 / 20MHz / 16QAM

Lowest Band Edge / 1 RB



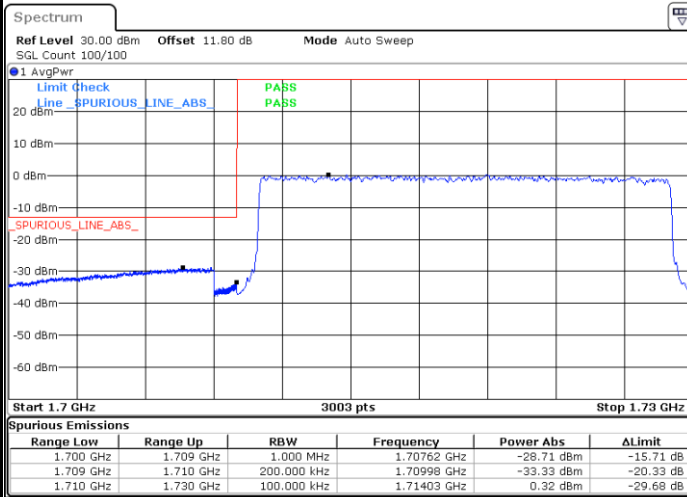
Date: 19_SEP.2020 14:27:26

Highest Band Edge / 1 RB



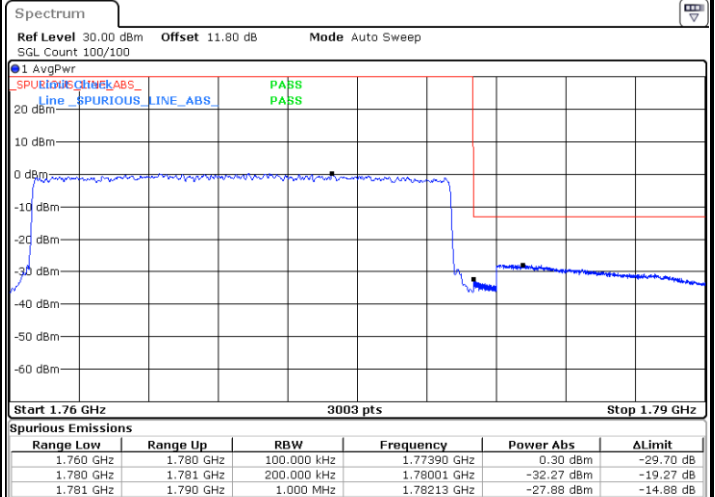
Date: 19_SEP.2020 14:33:40

Lowest Band Edge / Full RB



Date: 19_SEP.2020 14:28:26

Highest Band Edge / Full RB

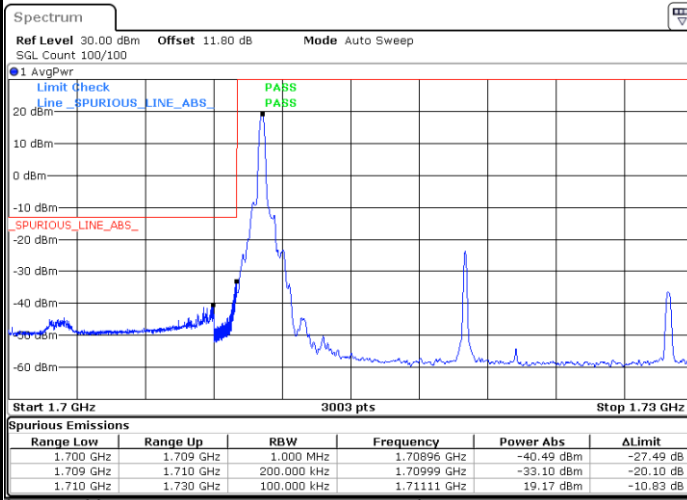


Date: 19_SEP.2020 14:34:40



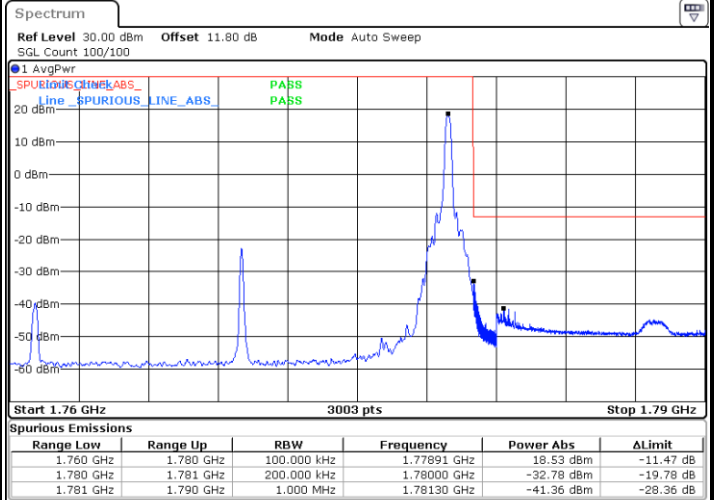
LTE Band 66 / 20MHz / 64QAM

Lowest Band Edge / 1 RB



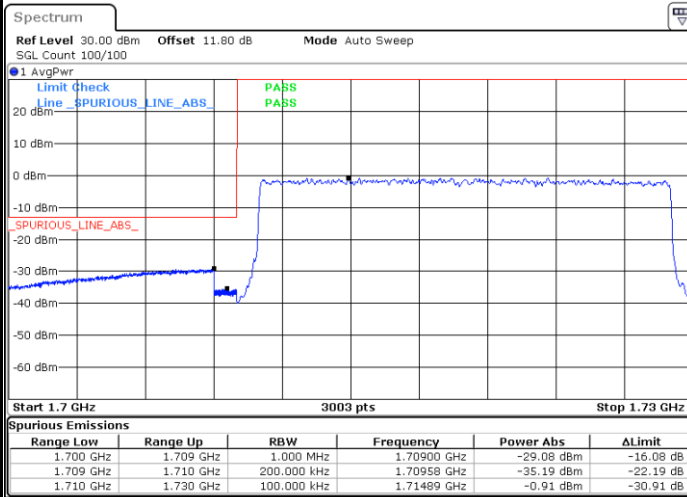
Date: 19_SEP.2020 14:36:53

Highest Band Edge / 1 RB



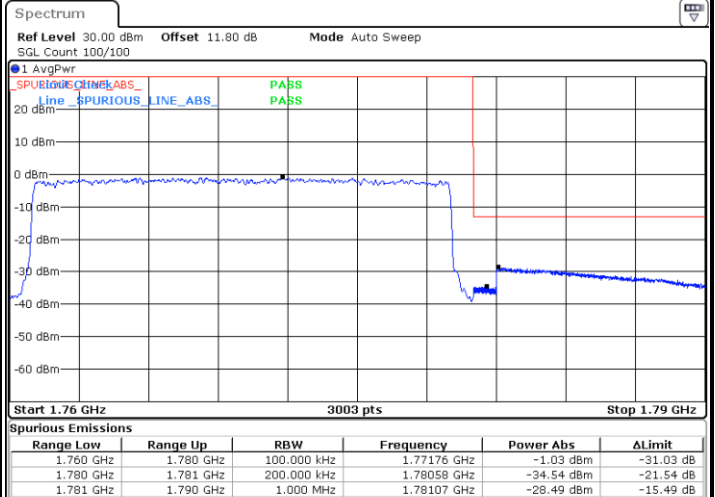
Date: 19_SEP.2020 14:39:59

Lowest Band Edge / Full RB



Date: 19_SEP.2020 14:37:23


Highest Band Edge / Full RB



Date: 19_SEP.2020 14:40:29



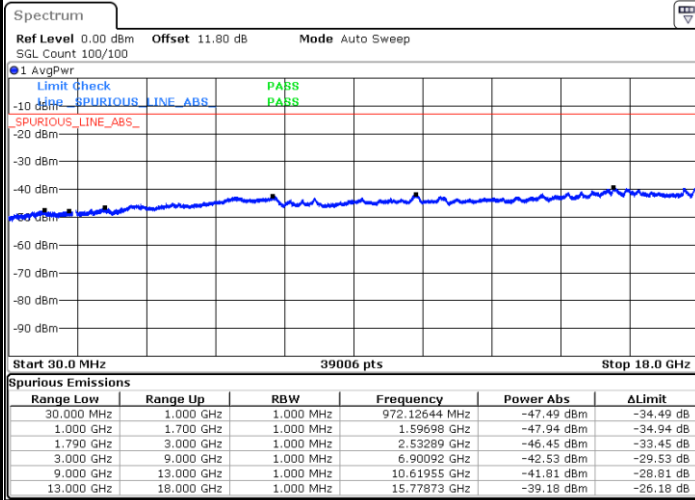
Conducted Spurious Emission





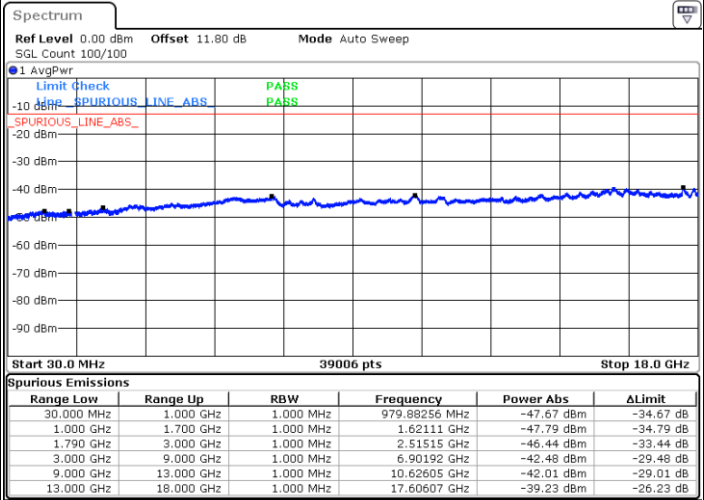
LTE Band 66 / 1.4MHz

Highest Channel / QPSK



Date: 19.SEP.2020 13:16:15

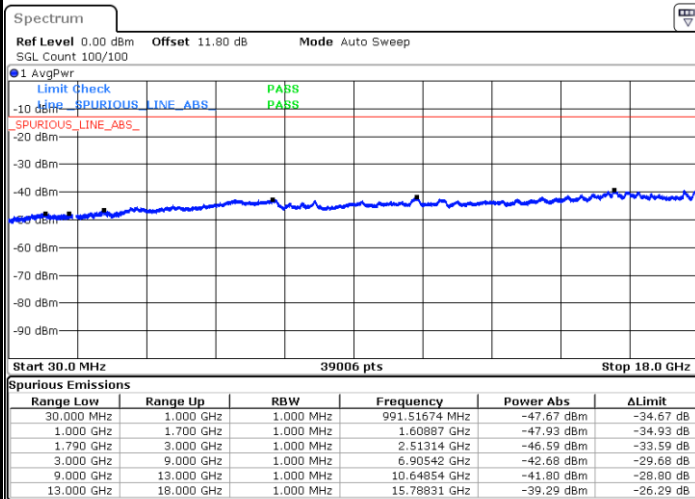
Highest Channel / 16QAM



Date: 19.SEP.2020 13:16:55

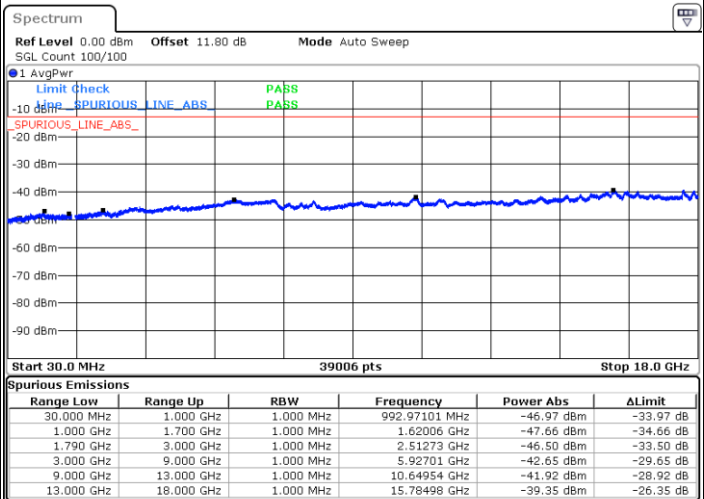
LTE Band 66 / 3MHz

Lowest Channel / QPSK



Date: 19.SEP.2020 13:19:33

Lowest Channel / 16QAM



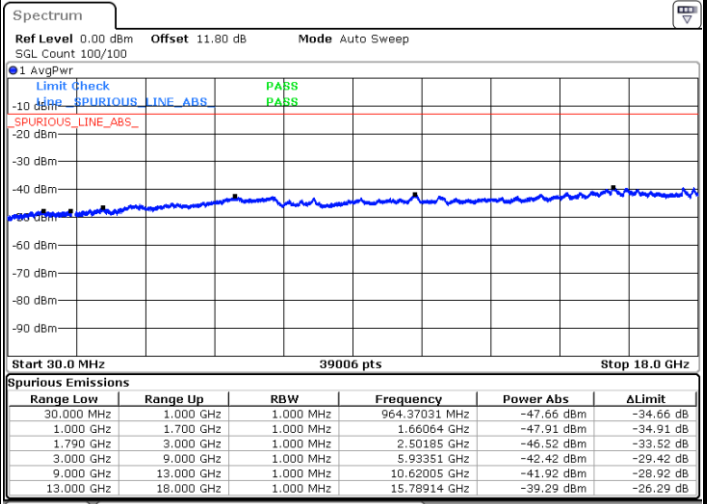
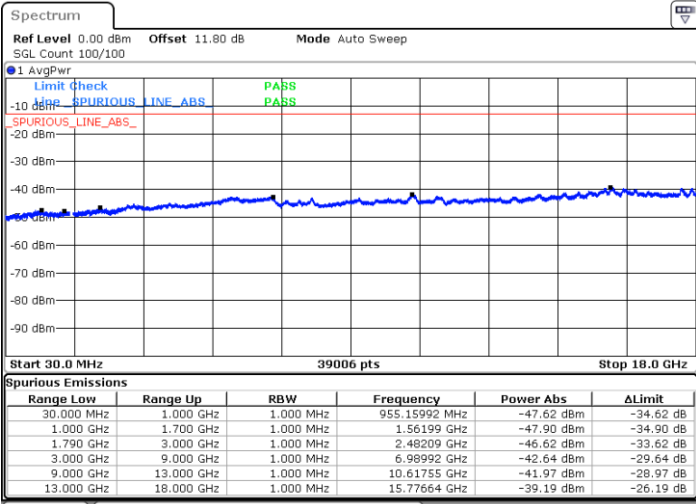
Date: 19.SEP.2020 13:20:13



LTE Band 66 / 3MHz

Middle Channel / QPSK

Middle Channel / 16QAM

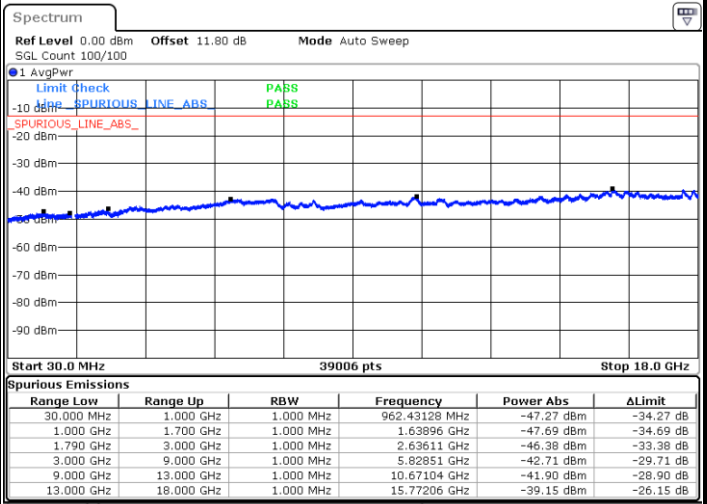
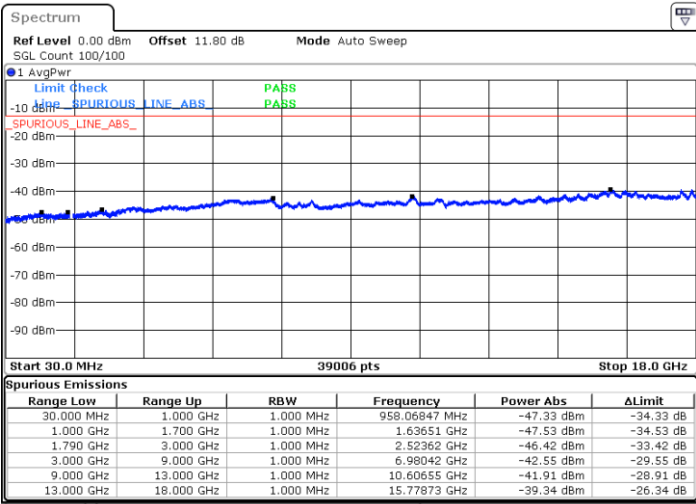


Date: 19.SEP.2020 13:20:53

Date: 19.SEP.2020 13:21:33

Highest Channel / QPSK

Highest Channel / 16QAM



Date: 19.SEP.2020 13:25:17

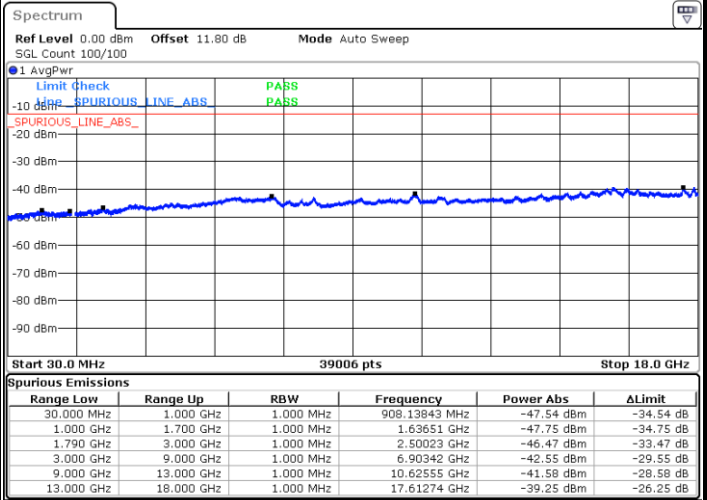
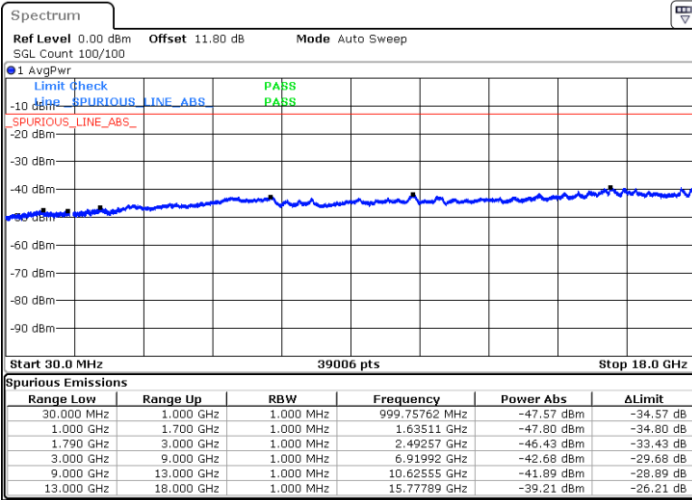
Date: 19.SEP.2020 13:25:57



LTE Band 66 / 5MHz

Lowest Channel / QPSK

Lowest Channel / 16QAM

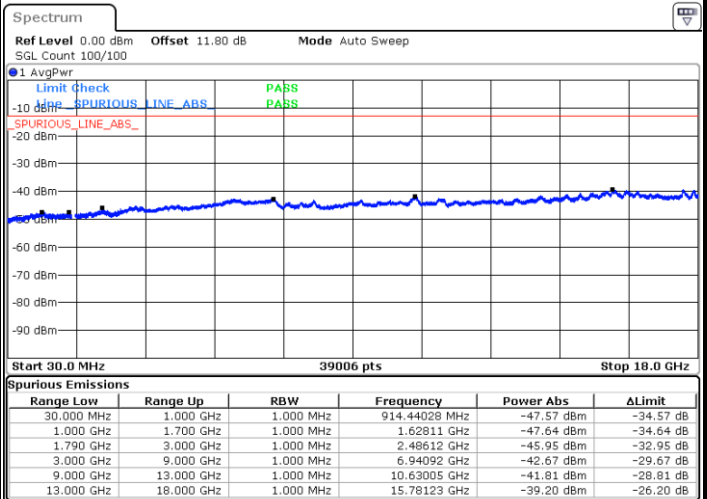
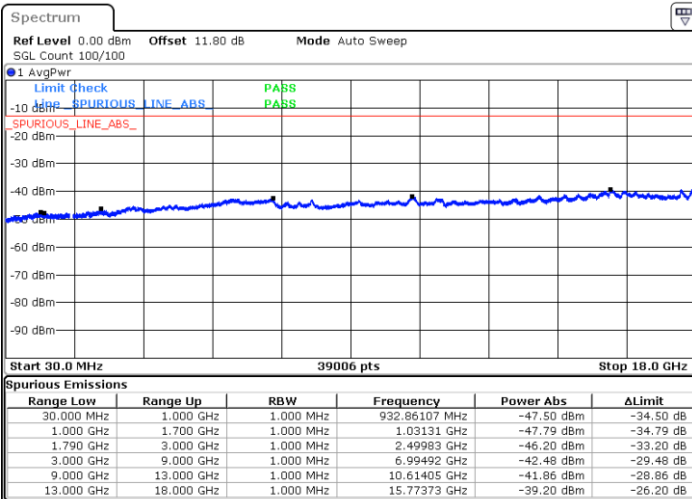


Date: 19.SEP.2020 13:40:00

Date: 19.SEP.2020 13:40:40

Middle Channel / QPSK

Middle Channel / 16QAM



Date: 19.SEP.2020 13:42:07

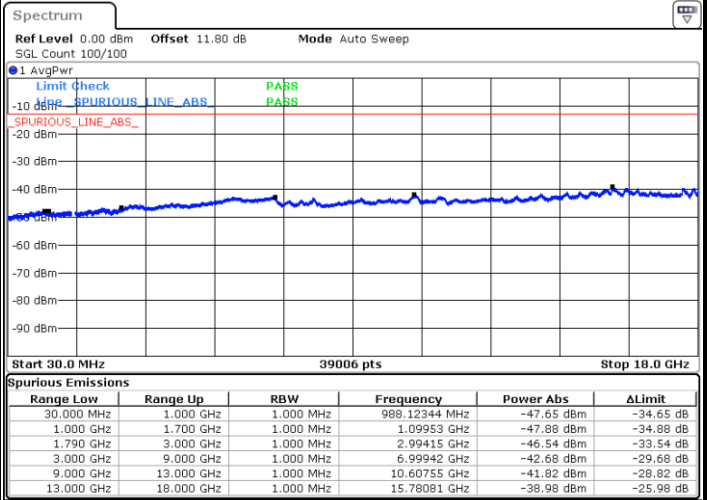
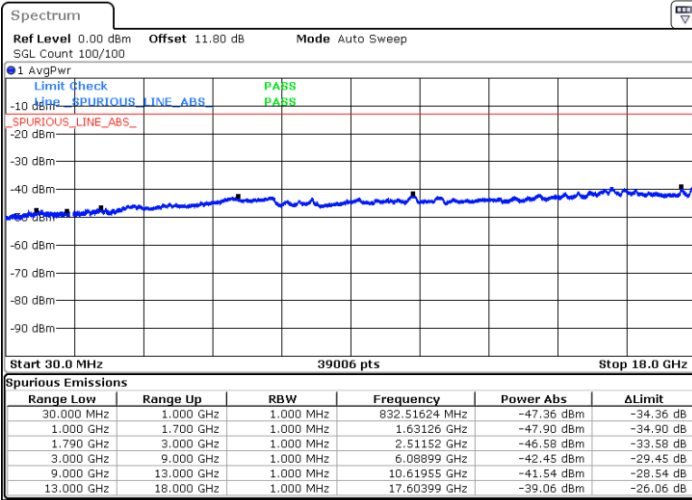
Date: 19.SEP.2020 13:42:46



LTE Band 66 / 5MHz

Highest Channel / QPSK

Highest Channel / 16QAM



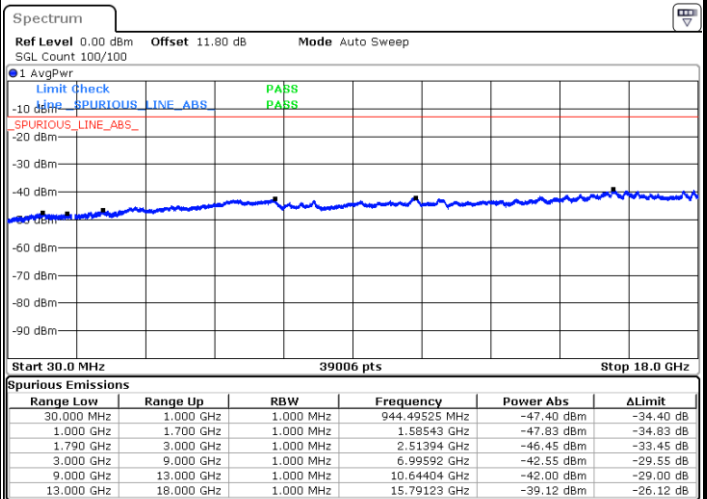
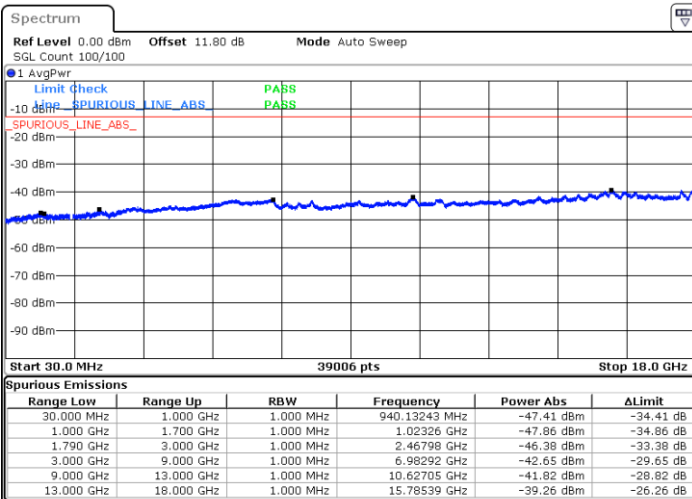
Date: 19_SEP.2020 13:46:13

Date: 19_SEP.2020 13:46:52

LTE Band 66 / 10MHz

Lowest Channel / QPSK

Lowest Channel / 16QAM



Date: 19_SEP.2020 13:50:20

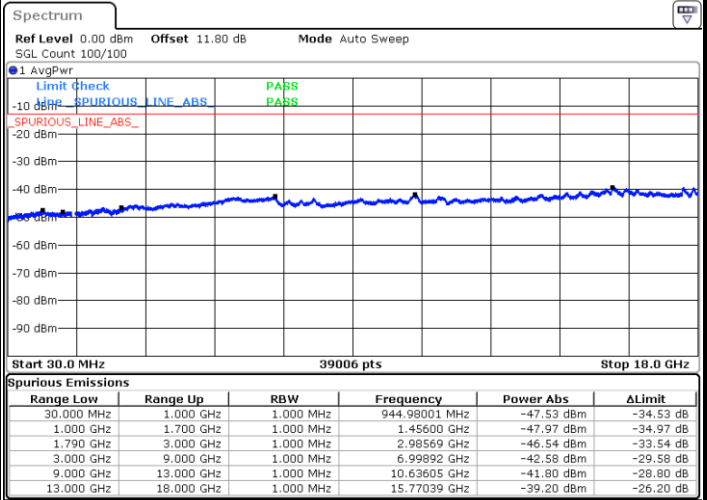
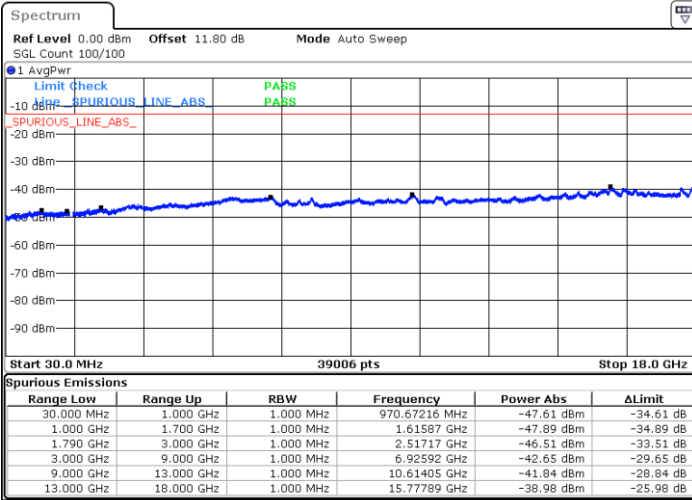
Date: 19_SEP.2020 13:58:43



LTE Band 66 / 10MHz

Middle Channel / QPSK

Middle Channel / 16QAM

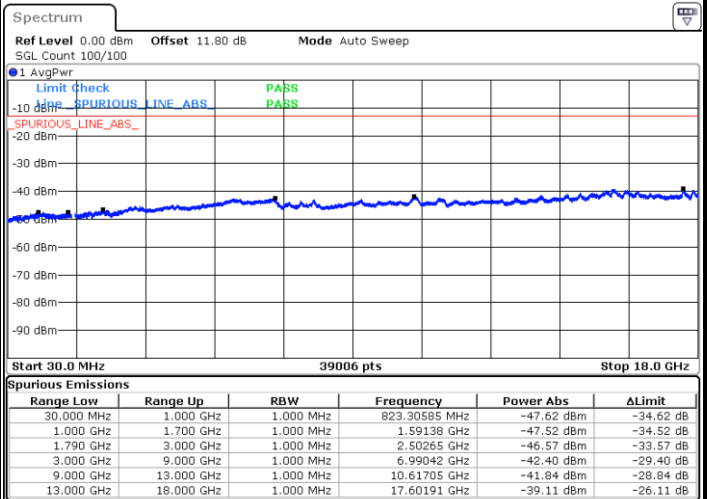
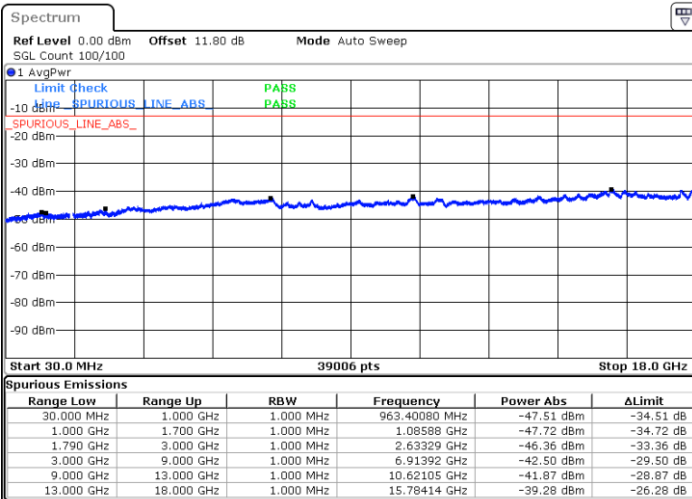


Date: 19.SEP.2020 14:00:10

Date: 19.SEP.2020 14:00:49

Highest Channel / QPSK

Highest Channel / 16QAM



Date: 19.SEP.2020 14:04:17

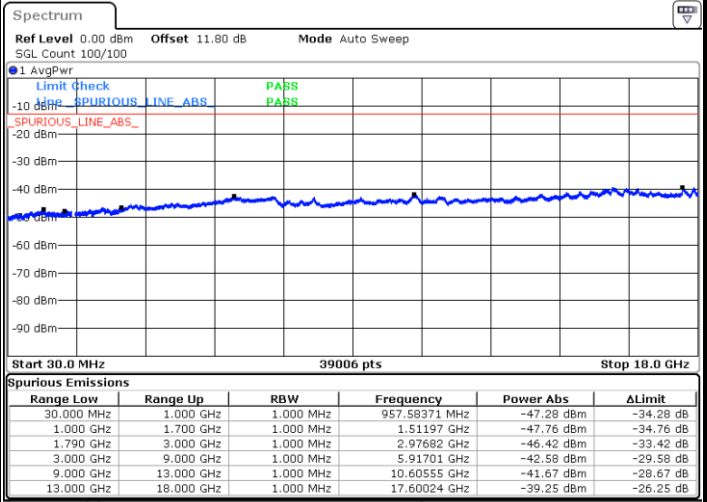
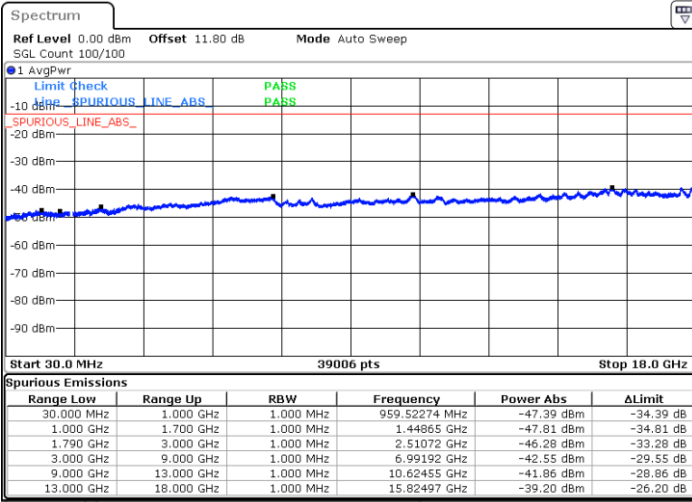
Date: 19.SEP.2020 14:04:56



LTE Band 66 / 15MHz

Lowest Channel / QPSK

Lowest Channel / 16QAM

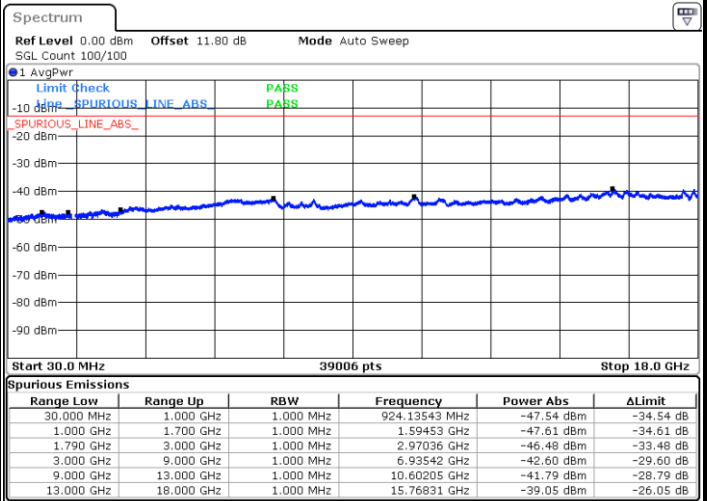
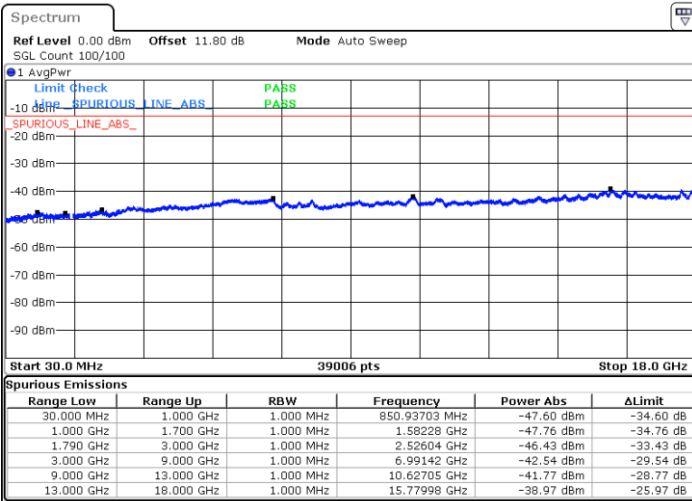


Date: 19.SEP.2020 14:18:44

Date: 19.SEP.2020 14:19:23

Middle Channel / QPSK

Middle Channel / 16QAM



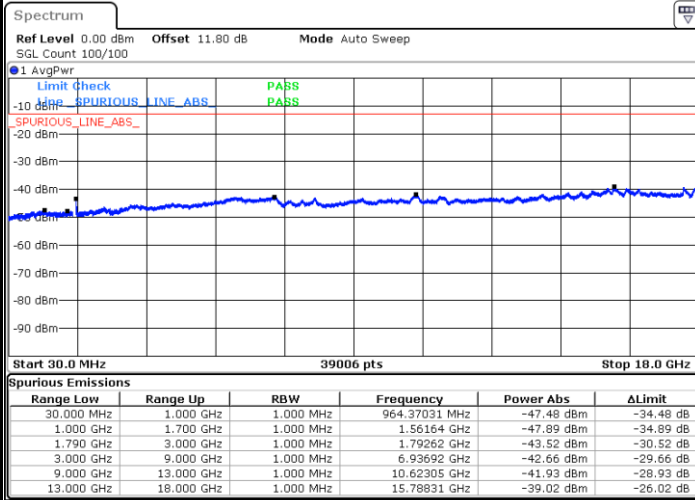
Date: 19.SEP.2020 14:20:50

Date: 19.SEP.2020 14:21:30



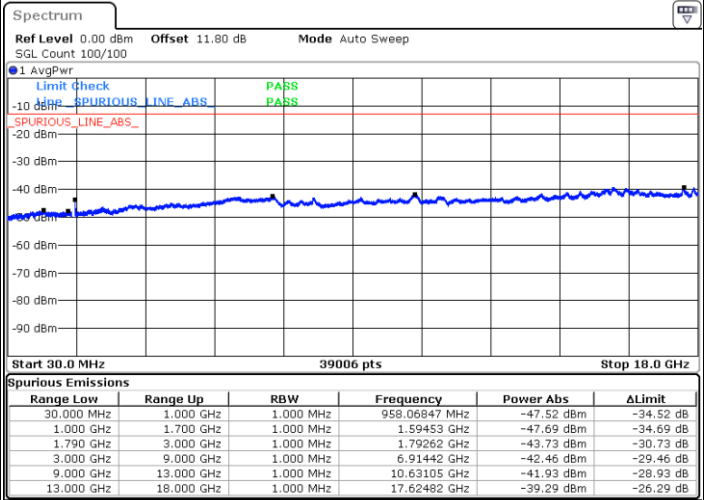
LTE Band 66 / 15MHz

Highest Channel / QPSK



Date: 19.SEP.2020 14:24:58

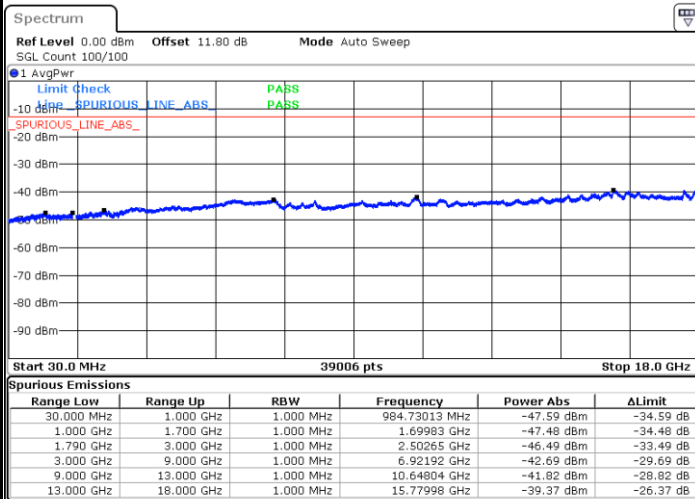
Highest Channel / 16QAM



Date: 19.SEP.2020 14:25:37

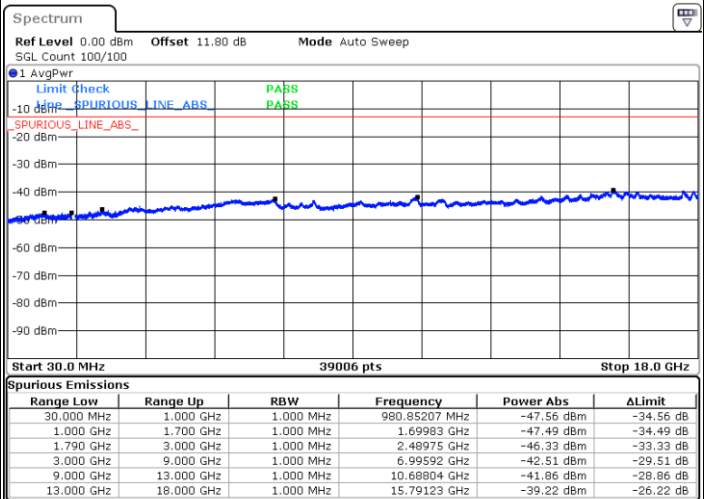
LTE Band 66 / 20MHz

Lowest Channel / QPSK



Date: 19.SEP.2020 14:29:06

Lowest Channel / 16QAM



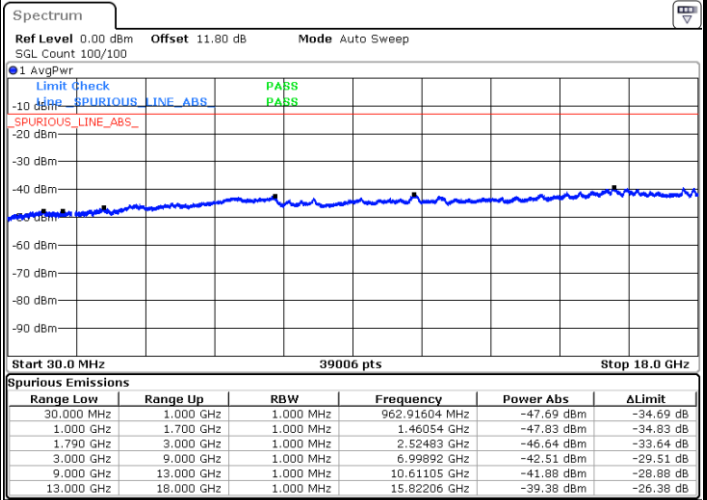
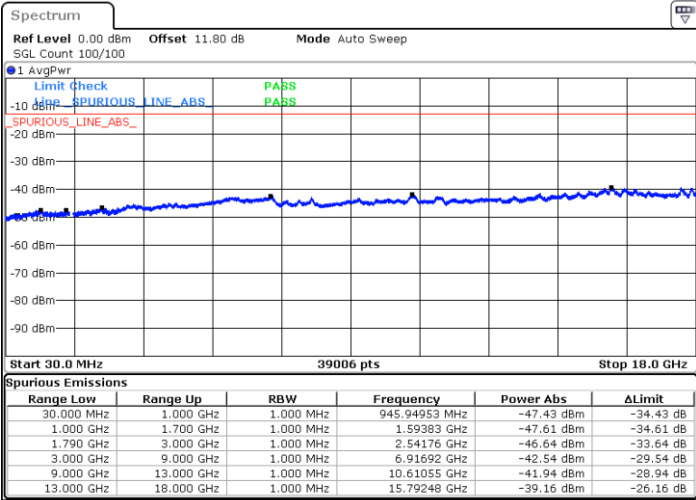
Date: 19.SEP.2020 14:29:45



LTE Band 66 / 20MHz

Middle Channel / QPSK

Middle Channel / 16QAM

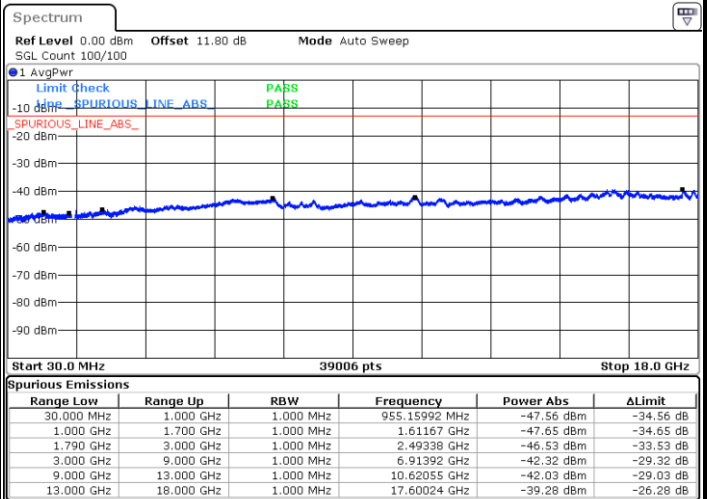
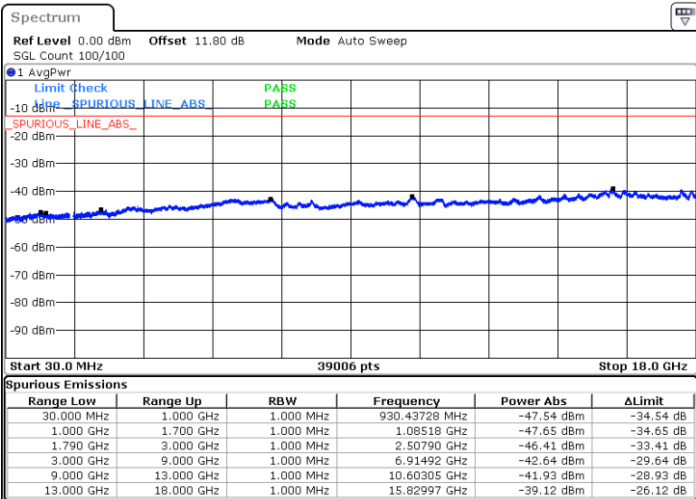


Date: 19.SEP.2020 14:31:13

Date: 19.SEP.2020 14:31:52

Highest Channel / QPSK

Highest Channel / 16QAM



Date: 19.SEP.2020 14:35:19

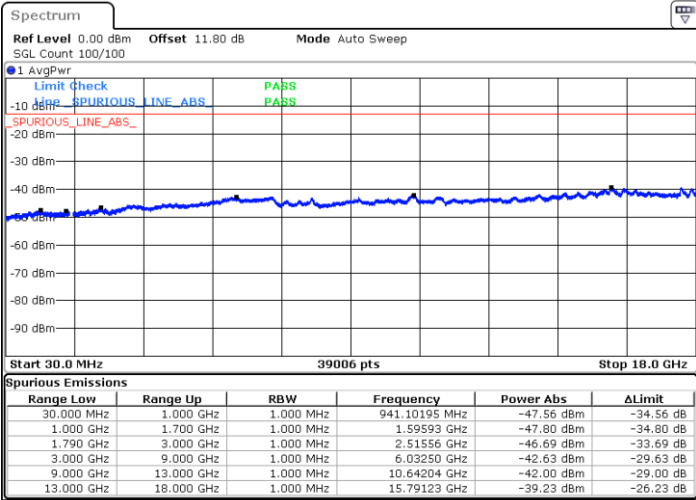
Date: 19.SEP.2020 14:35:59



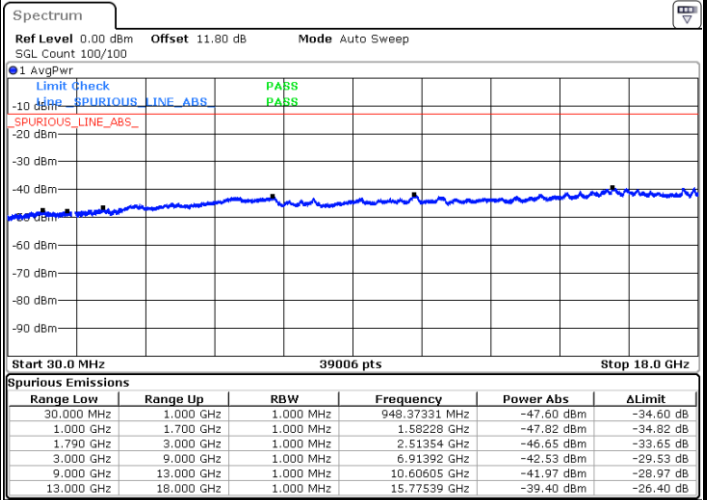
LTE Band 66 / 1.4MHz

Lowest Channel / 64QAM

Middle Channel / 64QAM

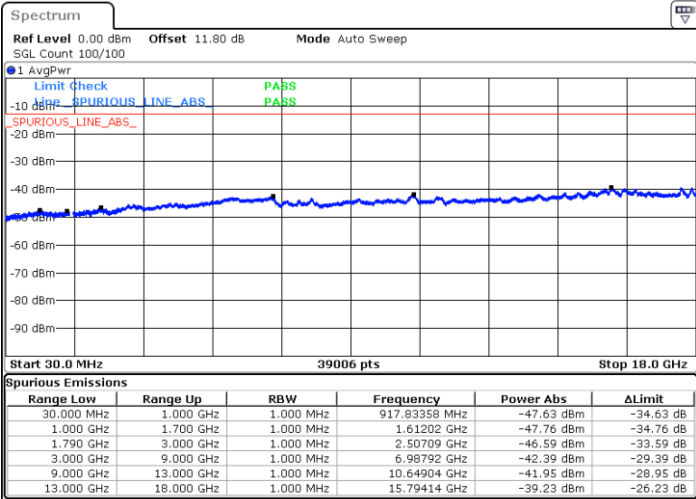


Date: 19.SEP.2020 13:17:34



Date: 19.SEP.2020 13:18:14

Highest Channel / 64QAM

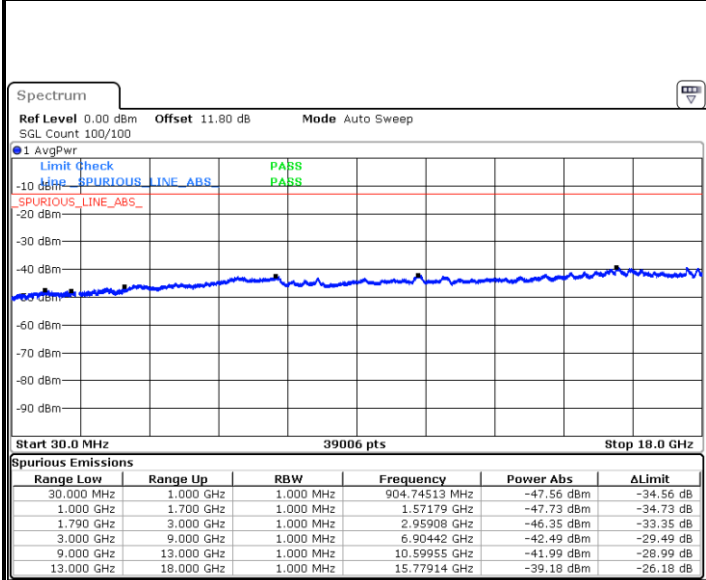


Date: 19.SEP.2020 13:18:53



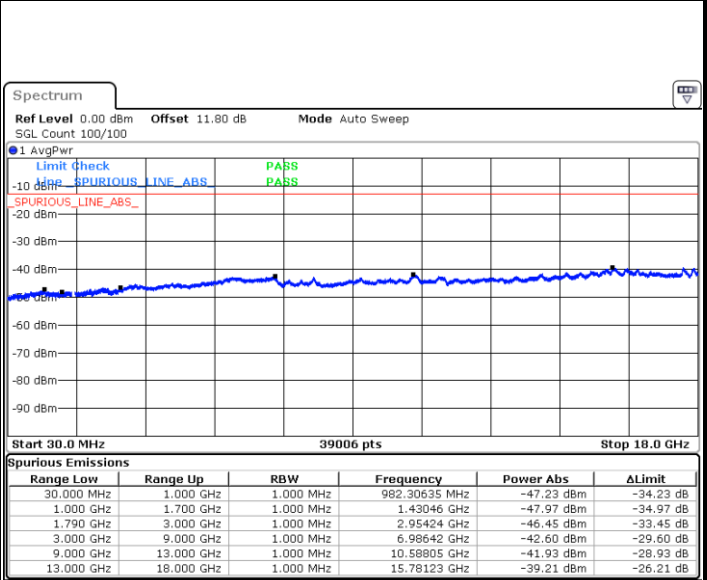
LTE Band 66 / 3MHz

Lowest Channel / 64QAM



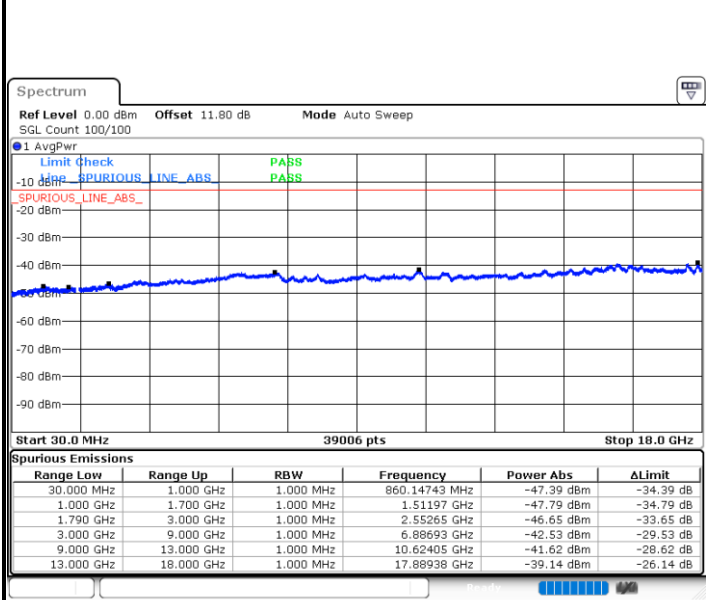
Date: 19.SEP.2020 13:28:09

Middle Channel / 64QAM



Date: 19.SEP.2020 13:29:12

Highest Channel / 64QAM

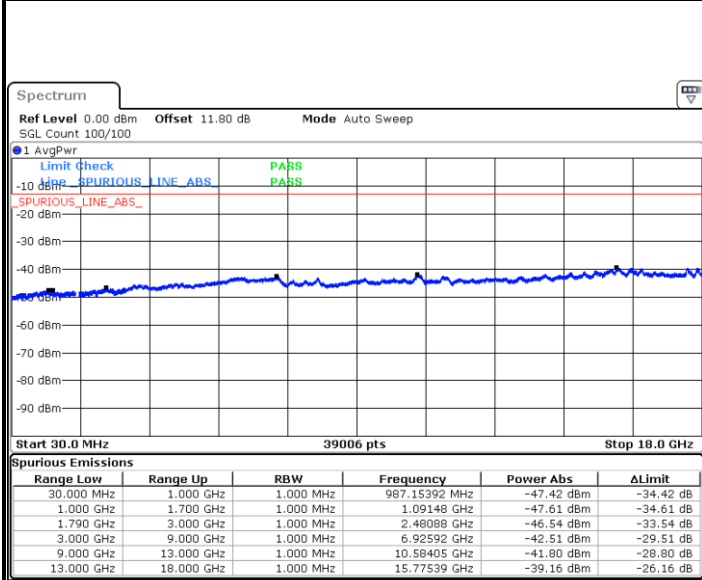


Date: 19.SEP.2020 13:31:23



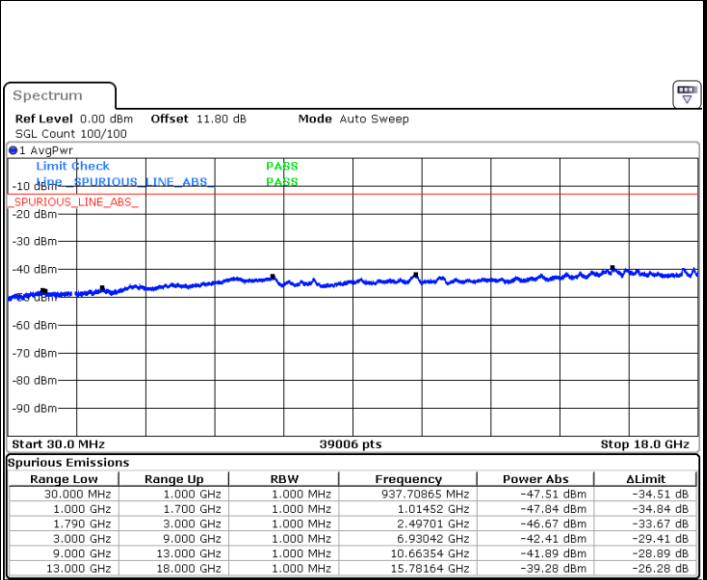
LTE Band 66 / 5MHz

Lowest Channel / 64QAM



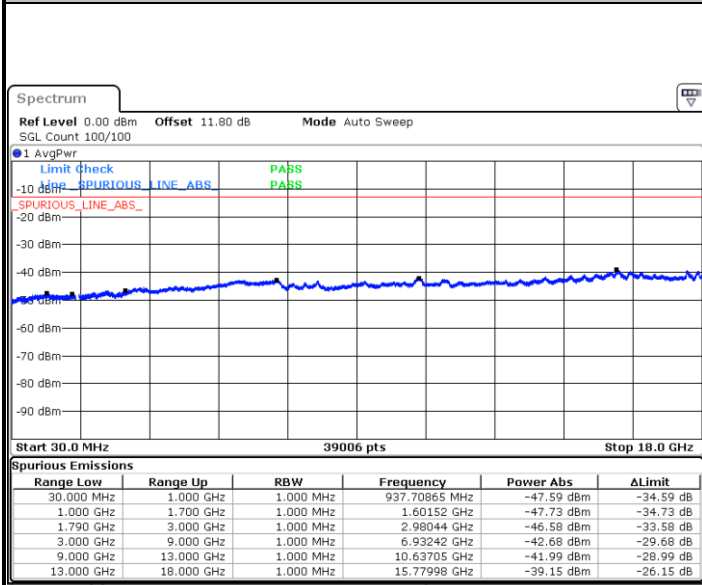
Date: 19.SEP.2020 13:33:27

Middle Channel / 64QAM



Date: 19.SEP.2020 13:34:30

Highest Channel / 64QAM



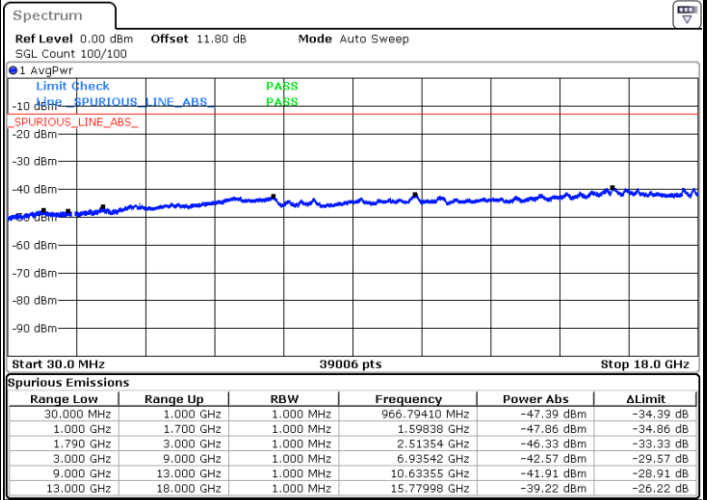
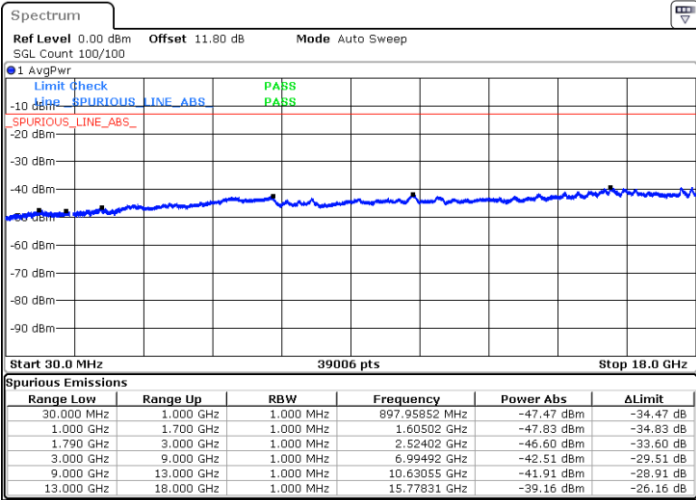
Date: 19.SEP.2020 13:36:33



LTE Band 66 / 10MHz

Lowest Channel / 64QAM

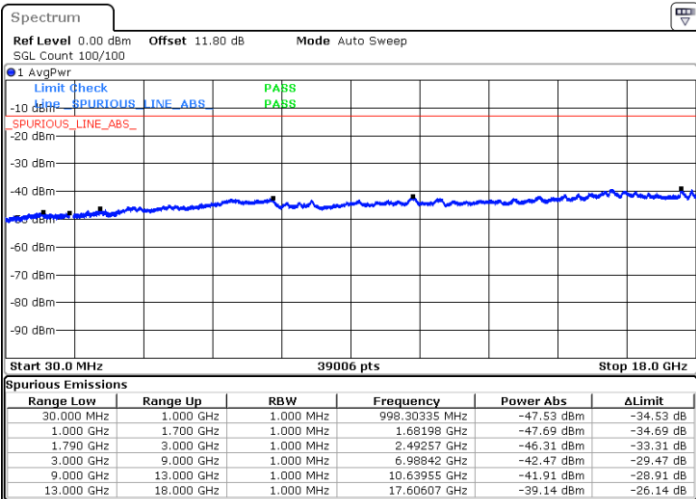
Middle Channel / 64QAM



Date: 19.SEP.2020 14:06:59

Date: 19.SEP.2020 14:08:02

Highest Channel / 64QAM



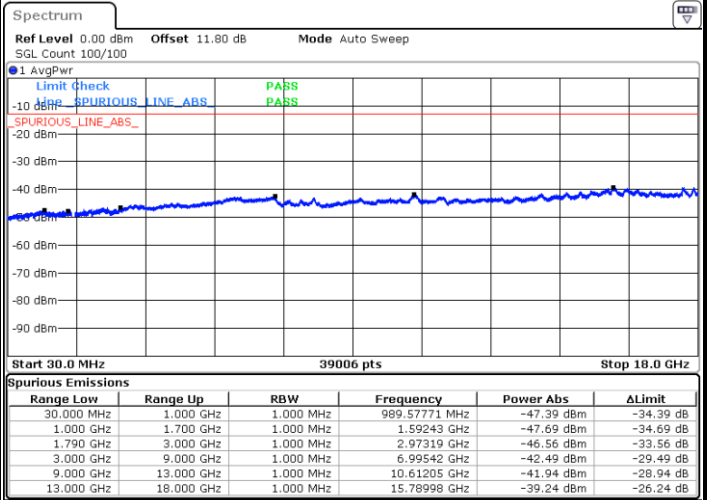
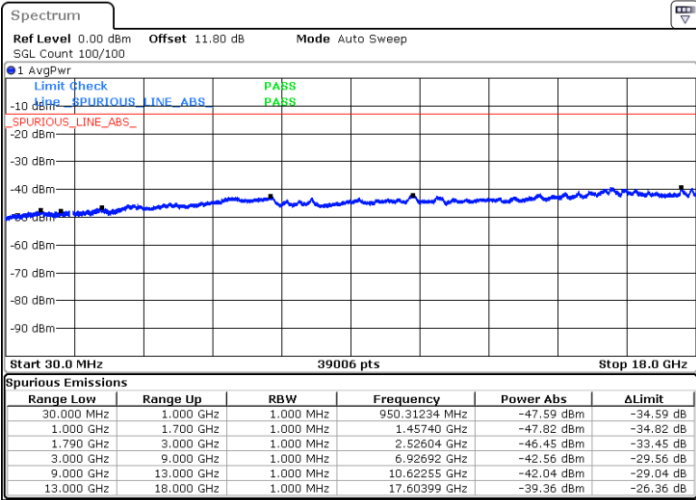
Date: 19.SEP.2020 14:10:05



LTE Band 66 / 15MHz

Lowest Channel / 64QAM

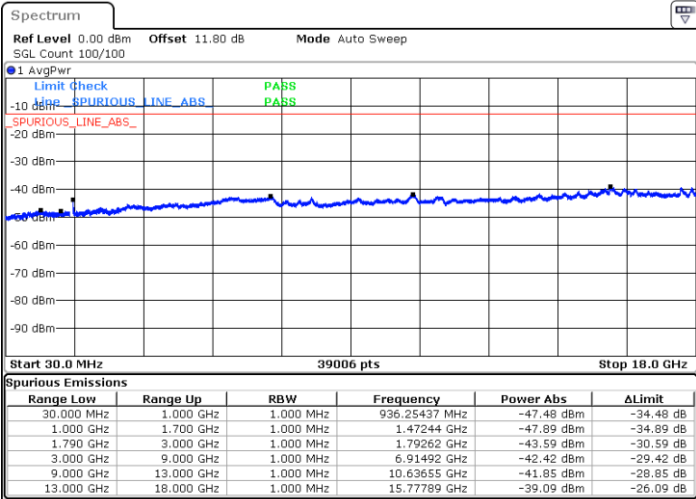
Middle Channel / 64QAM



Date: 19.SEP.2020 14:12:10

Date: 19.SEP.2020 14:13:13

Highest Channel / 64QAM



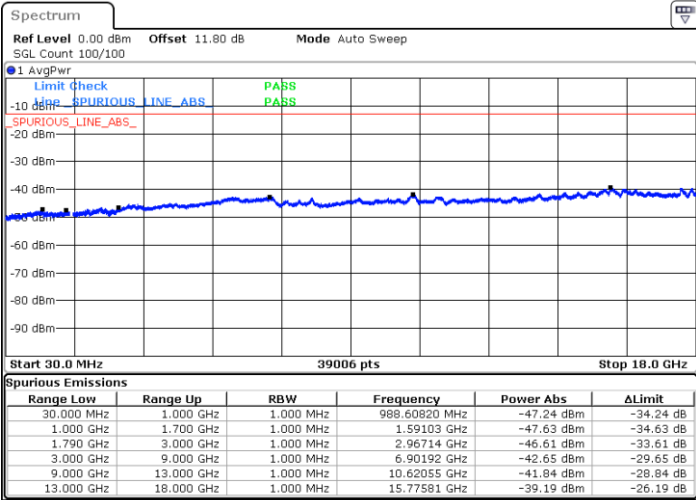
Date: 19.SEP.2020 14:15:16



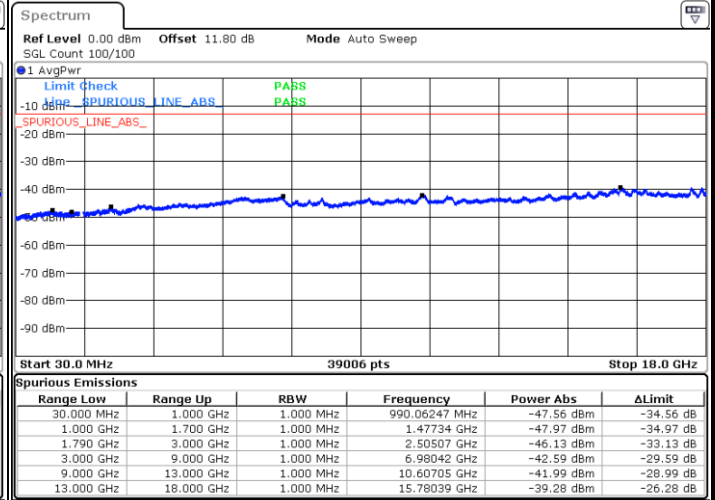
LTE Band 66 / 20MHz

Lowest Channel / 64QAM

Middle Channel / 64QAM

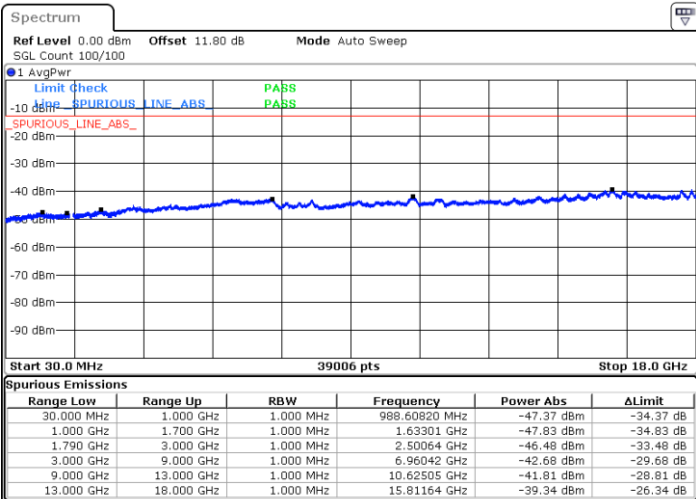


Date: 19.SEP.2020 14:38:02



Date: 19.SEP.2020 14:39:05

Highest Channel / 64QAM



Date: 19.SEP.2020 14:41:08



Frequency Stability

Test Conditions		LTE Band 66 (QPSK) / Middle Channel	Limit
Temperature (°C)	Voltage (Volt)	BW 10MHz	Note 2.
		Deviation (ppm)	Result
50	Normal Voltage	0.0012	PASS
40	Normal Voltage	0.0005	
30	Normal Voltage	0.0086	
20(Ref.)	Normal Voltage	0.0000	
10	Normal Voltage	0.0003	
0	Normal Voltage	0.0005	
-10	Normal Voltage	0.0017	
-20	Normal Voltage	0.0013	
-30	Normal Voltage	0.0080	
20	Maximum Voltage	0.0064	
20	Normal Voltage	0.0000	
20	Battery End Point	0.0093	

Note:

1. Normal Voltage =3.8 V. ; Battery End Point (BEP) =3.4 V. ; Maximum Voltage =4.2 V.
2. The frequency fundamental emissions stay within the authorized frequency block.



Appendix B. Test Results of ERP/EIRP and Radiated Test

ERP/EIRP

LTE Band 2 / 1.4MHz (Average) (GT - LC = 3.35 dB)							
Channel	Mode	RB		Conducted		EIRP	
		Size	Offset	Power (dBm)	Power (Watts)	EIRP(dBm)	EIRP(W)
Lowest	QPSK	3	0	24.07	0.2553	27.42	0.5521
Middle		3	0	24.47	0.2799	27.82	0.6053
Highest		3	0	24.26	0.2667	27.61	0.5768
Lowest	16QAM	3	3	23.33	0.2153	26.68	0.4656
Middle		3	3	23.50	0.2239	26.85	0.4842
Highest		3	3	23.33	0.2153	26.68	0.4656
Lowest	64QAM	1	3	22.31	0.1702	25.66	0.3681
Middle		1	3	22.41	0.1742	25.76	0.3767
Highest		1	3	22.47	0.1766	25.82	0.3819
Limit	EIRP < 2W			Result		PASS	

LTE Band 2 / 3MHz (Average) (GT - LC = 3.35 dB)							
Channel	Mode	RB		Conducted		EIRP	
		Size	Offset	Power (dBm)	Power (Watts)	EIRP(dBm)	EIRP(W)
Lowest	QPSK	1	0	24.06	0.2547	27.41	0.5508
Middle		1	0	24.38	0.2742	27.73	0.5929
Highest		1	0	24.25	0.2661	27.60	0.5754
Lowest	16QAM	1	8	23.42	0.2198	26.77	0.4753
Middle		1	8	23.43	0.2203	26.78	0.4764
Highest		1	8	23.48	0.2228	26.83	0.4819
Lowest	64QAM	1	14	22.29	0.1694	25.64	0.3664
Middle		1	14	22.47	0.1766	25.82	0.3819
Highest		1	14	22.34	0.1714	25.69	0.3707
Limit	EIRP < 2W			Result		PASS	

LTE Band 2 / 5MHz (Average) (GT - LC = 3.35 dB)							
Channel	Mode	RB		Conducted		EIRP	
		Size	Offset	Power (dBm)	Power (Watts)	EIRP(dBm)	EIRP(W)
Lowest	QPSK	1	0	24.05	0.2541	27.40	0.5495
Middle		1	0	24.44	0.2780	27.79	0.6012
Highest		1	0	24.26	0.2667	27.61	0.5768
Lowest	16QAM	1	12	23.36	0.2168	26.71	0.4688
Middle		1	12	23.43	0.2203	26.78	0.4764
Highest		1	12	23.40	0.2188	26.75	0.4732
Lowest	64QAM	1	24	22.24	0.1675	25.59	0.3622
Middle		1	24	22.40	0.1738	25.75	0.3758
Highest		1	24	22.35	0.1718	25.70	0.3715
Limit	EIRP < 2W			Result		PASS	



LTE Band 2 / 10MHz (Average) (GT - LC = 3.35 dB)							
Channel	Mode	RB		Conducted		EIRP	
		Size	Offset	Power (dBm)	Power (Watts)	EIRP(dBm)	EIRP(W)
Lowest	QPSK	1	0	24.09	0.2564	27.44	0.5546
Middle		1	0	24.47	0.2799	27.82	0.6053
Highest		1	0	24.29	0.2685	27.64	0.5808
Lowest	16QAM	1	25	23.37	0.2173	26.72	0.4699
Middle		1	25	23.46	0.2218	26.81	0.4797
Highest		1	25	23.42	0.2198	26.77	0.4753
Lowest	64QAM	1	25	22.25	0.1679	25.60	0.3631
Middle		1	25	22.36	0.1722	25.71	0.3724
Highest		1	25	22.44	0.1754	25.79	0.3793
Limit	EIRP < 2W			Result		PASS	

LTE Band 2 / 15MHz (Average) (GT - LC = 3.35 dB)							
Channel	Mode	RB		Conducted		EIRP	
		Size	Offset	Power (dBm)	Power (Watts)	EIRP(dBm)	EIRP(W)
Lowest	QPSK	1	0	24.06	0.2547	27.41	0.5508
Middle		1	0	24.46	0.2793	27.81	0.6039
Highest		1	0	24.22	0.2642	27.57	0.5715
Lowest	16QAM	1	74	23.37	0.2173	26.72	0.4699
Middle		1	74	23.48	0.2228	26.83	0.4819
Highest		1	74	23.40	0.2188	26.75	0.4732
Lowest	64QAM	1	74	22.32	0.1706	25.67	0.3690
Middle		1	74	22.47	0.1766	25.82	0.3819
Highest		1	74	22.34	0.1714	25.69	0.3707
Limit	EIRP < 2W			Result		PASS	

LTE Band 2 / 20MHz (Average) (GT - LC = 3.35 dB)							
Channel	Mode	RB		Conducted		EIRP	
		Size	Offset	Power (dBm)	Power (Watts)	EIRP(dBm)	EIRP(W)
Lowest	QPSK	1	0	24.15	0.2600	27.50	0.5623
Middle		1	0	24.48	0.2805	27.83	0.6067
Highest		1	0	24.32	0.2704	27.67	0.5848
Lowest	16QAM	1	0	23.34	0.2158	26.69	0.4667
Middle		1	0	23.41	0.2193	26.76	0.4742
Highest		1	0	23.50	0.2239	26.85	0.4842
Lowest	64QAM	1	49	22.32	0.1706	25.67	0.3690
Middle		1	49	22.42	0.1746	25.77	0.3776
Highest		1	49	22.47	0.1766	25.82	0.3819
Limit	EIRP < 2W			Result		PASS	



LTE Band 4 / 1.4MHz (Average) (GT - LC = 3.04 dB)							
Channel	Mode	RB		Conducted		EIRP	
		Size	Offset	Power (dBm)	Power (Watts)	EIRP(dBm)	EIRP(W)
Lowest	QPSK	3	0	23.71	0.2350	26.75	0.4732
Middle		3	0	24.10	0.2570	27.14	0.5176
Highest		3	0	24.09	0.2564	27.13	0.5164
Lowest	16QAM	3	1	23.15	0.2065	26.19	0.4159
Middle		3	1	23.37	0.2173	26.41	0.4375
Highest		3	1	23.38	0.2178	26.42	0.4385
Lowest	64QAM	3	1	22.10	0.1622	25.14	0.3266
Middle		3	1	22.35	0.1718	25.39	0.3459
Highest		3	1	22.32	0.1706	25.36	0.3436
Limit	EIRP < 1W			Result		PASS	

LTE Band 4 / 3MHz (Average) (GT - LC = 3.04 dB)							
Channel	Mode	RB		Conducted		EIRP	
		Size	Offset	Power (dBm)	Power (Watts)	EIRP(dBm)	EIRP(W)
Lowest	QPSK	1	0	23.70	0.2344	26.74	0.4721
Middle		1	0	24.05	0.2541	27.09	0.5117
Highest		1	0	24.08	0.2559	27.12	0.5152
Lowest	16QAM	1	8	23.17	0.2075	26.21	0.4178
Middle		1	8	23.40	0.2188	26.44	0.4406
Highest		1	8	23.43	0.2203	26.47	0.4436
Lowest	64QAM	1	8	22.07	0.1611	25.11	0.3243
Middle		1	8	22.31	0.1702	25.35	0.3428
Highest		1	8	22.34	0.1714	25.38	0.3451
Limit	EIRP < 1W			Result		PASS	

LTE Band 4 / 5MHz (Average) (GT - LC = 3.04 dB)							
Channel	Mode	RB		Conducted		EIRP	
		Size	Offset	Power (dBm)	Power (Watts)	EIRP(dBm)	EIRP(W)
Lowest	QPSK	1	0	23.72	0.2355	26.76	0.4742
Middle		1	0	24.07	0.2553	27.11	0.5140
Highest		1	0	24.02	0.2523	27.06	0.5082
Lowest	16QAM	1	12	23.16	0.2070	26.20	0.4169
Middle		1	12	23.34	0.2158	26.38	0.4345
Highest		1	12	23.42	0.2198	26.46	0.4426
Lowest	64QAM	1	12	22.05	0.1603	25.09	0.3228
Middle		1	12	22.28	0.1690	25.32	0.3404
Highest		1	12	22.32	0.1706	25.36	0.3436
Limit	EIRP < 1W			Result		PASS	



LTE Band 4 / 10MHz (Average) (GT - LC = 3.04 dB)							
Channel	Mode	RB		Conducted		EIRP	
		Size	Offset	Power (dBm)	Power (Watts)	EIRP(dBm)	EIRP(W)
Lowest	QPSK	1	25	23.85	0.2427	26.89	0.4887
Middle		1	25	24.09	0.2564	27.13	0.5164
Highest		1	25	23.98	0.2500	27.02	0.5035
Lowest	16QAM	1	0	22.99	0.1991	26.03	0.4009
Middle		1	0	23.36	0.2168	26.40	0.4365
Highest		1	0	23.44	0.2208	26.48	0.4446
Lowest	64QAM	1	25	22.13	0.1633	25.17	0.3289
Middle		1	25	22.28	0.1690	25.32	0.3404
Highest		1	25	22.25	0.1679	25.29	0.3381
Limit	EIRP < 1W			Result		PASS	

LTE Band 4 / 15MHz (Average) (GT - LC = 3.04 dB)							
Channel	Mode	RB		Conducted		EIRP	
		Size	Offset	Power (dBm)	Power (Watts)	EIRP(dBm)	EIRP(W)
Lowest	QPSK	1	0	23.70	0.2344	26.74	0.4721
Middle		1	0	24.03	0.2529	27.07	0.5093
Highest		1	0	24.10	0.2570	27.14	0.5176
Lowest	16QAM	1	0	23.05	0.2018	26.09	0.4064
Middle		1	0	23.35	0.2163	26.39	0.4355
Highest		1	0	23.44	0.2208	26.48	0.4446
Lowest	64QAM	1	37	22.12	0.1629	25.16	0.3281
Middle		1	37	22.35	0.1718	25.39	0.3459
Highest		1	37	22.31	0.1702	25.35	0.3428
Limit	EIRP < 1W			Result		PASS	

LTE Band 4 / 20MHz (Average) (GT - LC = 3.04 dB)							
Channel	Mode	RB		Conducted		EIRP	
		Size	Offset	Power (dBm)	Power (Watts)	EIRP(dBm)	EIRP(W)
Lowest	QPSK	1	0	23.78	0.2388	26.82	0.4808
Middle		1	0	24.11	0.2576	27.15	0.5188
Highest		1	0	24.10	0.2570	27.14	0.5176
Lowest	16QAM	1	0	23.06	0.2023	26.10	0.4074
Middle		1	0	23.37	0.2173	26.41	0.4375
Highest		1	0	23.44	0.2208	26.48	0.4446
Lowest	64QAM	1	0	22.01	0.1589	25.05	0.3199
Middle		1	0	22.28	0.1690	25.32	0.3404
Highest		1	0	22.35	0.1718	25.39	0.3459
Limit	EIRP < 1W			Result		PASS	



LTE Band 5 / 1.4MHz (Average) (GT - LC = 2.2 dB)							
Channel	Mode	RB		Conducted		ERP	
		Size	Offset	Power (dBm)	Power (Watts)	ERP(dBm)	ERP(W)
Lowest	QPSK	3	0	23.60	0.2291	23.65	0.2317
Middle		3	0	23.63	0.2307	23.68	0.2333
Highest		3	0	23.36	0.2168	23.41	0.2193
Lowest	16QAM	1	3	22.91	0.1954	22.96	0.1977
Middle		1	3	22.68	0.1854	22.73	0.1875
Highest		1	3	22.62	0.1828	22.67	0.1849
Lowest	64QAM	1	3	21.90	0.1549	21.95	0.1567
Middle		1	3	21.65	0.1462	21.70	0.1479
Highest		1	3	21.61	0.1449	21.66	0.1466
Limit	ERP < 7W			Result		PASS	

LTE Band 5 / 3MHz (Average) (GT - LC = 2.2 dB)							
Channel	Mode	RB		Conducted		ERP	
		Size	Offset	Power (dBm)	Power (Watts)	ERP(dBm)	ERP(W)
Lowest	QPSK	1	0	23.61	0.2296	23.66	0.2323
Middle		1	0	23.63	0.2307	23.68	0.2333
Highest		1	0	23.38	0.2178	23.43	0.2203
Lowest	16QAM	1	14	22.88	0.1941	22.93	0.1963
Middle		1	14	22.66	0.1845	22.71	0.1866
Highest		1	14	22.56	0.1803	22.61	0.1824
Lowest	64QAM	1	8	21.85	0.1531	21.90	0.1549
Middle		1	8	21.62	0.1452	21.67	0.1469
Highest		1	8	21.55	0.1429	21.60	0.1445
Limit	ERP < 7W			Result		PASS	

LTE Band 5 / 5MHz (Average) (GT - LC = 2.2 dB)							
Channel	Mode	RB		Conducted		ERP	
		Size	Offset	Power (dBm)	Power (Watts)	ERP(dBm)	ERP(W)
Lowest	QPSK	1	0	23.53	0.2254	23.58	0.2280
Middle		1	0	23.63	0.2307	23.68	0.2333
Highest		1	0	23.35	0.2163	23.40	0.2188
Lowest	16QAM	1	12	22.91	0.1954	22.96	0.1977
Middle		1	12	22.72	0.1871	22.77	0.1892
Highest		1	12	22.62	0.1828	22.67	0.1849
Lowest	64QAM	1	12	21.87	0.1538	21.92	0.1556
Middle		1	12	21.64	0.1459	21.69	0.1476
Highest		1	12	21.54	0.1426	21.59	0.1442
Limit	ERP < 7W			Result		PASS	



LTE Band 5 / 10MHz (Average) (GT - LC = 2.2 dB)							
Channel	Mode	RB		Conducted		ERP	
		Size	Offset	Power (dBm)	Power (Watts)	ERP(dBm)	ERP(W)
Lowest	QPSK	1	0	23.61	0.2296	23.66	0.2323
Middle		1	0	23.64	0.2312	23.69	0.2339
Highest		1	0	23.40	0.2188	23.45	0.2213
Lowest	16QAM	1	25	22.93	0.1963	22.98	0.1986
Middle		1	25	22.75	0.1884	22.80	0.1905
Highest		1	25	22.70	0.1862	22.75	0.1884
Lowest	64QAM	1	25	21.90	0.1549	21.95	0.1567
Middle		1	25	21.69	0.1476	21.74	0.1493
Highest		1	25	21.63	0.1455	21.68	0.1472
Limit	ERP < 7W			Result		PASS	



LTE Band 7 / 5MHz (Average) (GT - LC = 2.8 dB)							
Channel	Mode	RB		Conducted		EIRP	
		Size	Offset	Power (dBm)	Power (Watts)	EIRP(dBm)	EIRP(W)
Lowest	QPSK	1	0	23.68	0.2333	26.48	0.4446
Middle		1	0	23.76	0.2377	26.56	0.4529
Highest		1	0	23.58	0.2280	26.38	0.4345
Lowest	16QAM	1	12	23.09	0.2037	25.89	0.3882
Middle		1	12	23.01	0.2000	25.81	0.3811
Highest		1	12	22.83	0.1919	25.63	0.3656
Lowest	64QAM	1	12	22.03	0.1596	24.83	0.3041
Middle		1	12	21.90	0.1549	24.70	0.2951
Highest		1	12	21.75	0.1496	24.55	0.2851
Limit	EIRP < 2W			Result		PASS	

LTE Band 7 / 10MHz (Average) (GT - LC = 2.8 dB)							
Channel	Mode	RB		Conducted		EIRP	
		Size	Offset	Power (dBm)	Power (Watts)	EIRP(dBm)	EIRP(W)
Lowest	QPSK	1	0	23.73	0.2360	26.53	0.4498
Middle		1	0	23.69	0.2339	26.49	0.4457
Highest		1	0	23.55	0.2265	26.35	0.4315
Lowest	16QAM	1	25	23.10	0.2042	25.90	0.3890
Middle		1	25	23.00	0.1995	25.80	0.3802
Highest		1	25	22.86	0.1932	25.66	0.3681
Lowest	64QAM	1	25	21.98	0.1578	24.78	0.3006
Middle		1	25	21.86	0.1535	24.66	0.2924
Highest		1	25	21.74	0.1493	24.54	0.2844
Limit	EIRP < 2W			Result		PASS	

LTE Band 7 / 15MHz (Average) (GT - LC = 2.8 dB)							
Channel	Mode	RB		Conducted		EIRP	
		Size	Offset	Power (dBm)	Power (Watts)	EIRP(dBm)	EIRP(W)
Lowest	QPSK	1	0	23.66	0.2323	26.46	0.4426
Middle		1	0	23.69	0.2339	26.49	0.4457
Highest		1	0	23.59	0.2286	26.39	0.4355
Lowest	16QAM	1	37	23.05	0.2018	25.85	0.3846
Middle		1	37	23.00	0.1995	25.80	0.3802
Highest		1	37	22.89	0.1945	25.69	0.3707
Lowest	64QAM	1	37	21.98	0.1578	24.78	0.3006
Middle		1	37	21.81	0.1517	24.61	0.2891
Highest		1	37	21.75	0.1496	24.55	0.2851
Limit	EIRP < 2W			Result		PASS	



LTE Band 7 / 20MHz (Average) (GT - LC = 2.8 dB)							
Channel	Mode	RB		Conducted		EIRP	
		Size	Offset	Power (dBm)	Power (Watts)	EIRP(dBm)	EIRP(W)
Lowest	QPSK	1	0	23.73	0.2360	26.53	0.4498
Middle		1	0	23.77	0.2382	26.57	0.4539
Highest		1	0	23.61	0.2296	26.41	0.4375
Lowest	16QAM	1	49	23.10	0.2042	25.90	0.3890
Middle		1	49	23.06	0.2023	25.86	0.3855
Highest		1	49	22.93	0.1963	25.73	0.3741
Lowest	64QAM	1	49	22.04	0.1600	24.84	0.3048
Middle		1	49	21.91	0.1552	24.71	0.2958
Highest		1	49	21.84	0.1528	24.64	0.2911
Limit	EIRP < 2W			Result		PASS	



LTE Band 12 / 1.4MHz (Average) (GT - LC = 0.4 dB)							
Channel	Mode	RB		Conducted		ERP	
		Size	Offset	Power (dBm)	Power (Watts)	ERP(dBm)	ERP(W)
Lowest	QPSK	1	0	22.94	0.1968	21.19	0.1315
Middle		1	0	23.10	0.2042	21.35	0.1365
Highest		1	0	23.05	0.2018	21.30	0.1349
Lowest	16QAM	3	1	22.42	0.1746	20.67	0.1167
Middle		3	1	22.26	0.1683	20.51	0.1125
Highest		3	1	22.34	0.1714	20.59	0.1146
Lowest	64QAM	3	1	21.28	0.1343	19.53	0.0897
Middle		3	1	21.26	0.1337	19.51	0.0893
Highest		3	1	21.32	0.1355	19.57	0.0906
Limit	ERP < 3W			Result		PASS	

LTE Band 12 / 3MHz (Average) (GT - LC = 0.4 dB)							
Channel	Mode	RB		Conducted		ERP	
		Size	Offset	Power (dBm)	Power (Watts)	ERP(dBm)	ERP(W)
Lowest	QPSK	1	0	23.03	0.2009	21.28	0.1343
Middle		1	0	23.11	0.2046	21.36	0.1368
Highest		1	0	23.08	0.2032	21.33	0.1358
Lowest	16QAM	1	14	22.32	0.1706	20.57	0.1140
Middle		1	14	22.28	0.1690	20.53	0.1130
Highest		1	14	22.39	0.1734	20.64	0.1159
Lowest	64QAM	1	8	21.34	0.1361	19.59	0.0910
Middle		1	8	21.17	0.1309	19.42	0.0875
Highest		1	8	21.32	0.1355	19.57	0.0906
Limit	ERP < 3W			Result		PASS	

LTE Band 12 / 5MHz (Average) (GT - LC = 0.4 dB)							
Channel	Mode	RB		Conducted		ERP	
		Size	Offset	Power (dBm)	Power (Watts)	ERP(dBm)	ERP(W)
Lowest	QPSK	1	0	22.95	0.1972	21.20	0.1318
Middle		1	0	23.02	0.2004	21.27	0.1340
Highest		1	0	23.06	0.2023	21.31	0.1352
Lowest	16QAM	1	12	22.36	0.1722	20.61	0.1151
Middle		1	12	22.22	0.1667	20.47	0.1114
Highest		1	12	22.29	0.1694	20.54	0.1132
Lowest	64QAM	1	12	21.32	0.1355	19.57	0.0906
Middle		1	12	21.19	0.1315	19.44	0.0879
Highest		1	12	21.23	0.1327	19.48	0.0887
Limit	ERP < 3W			Result		PASS	



LTE Band 12 / 10MHz (Average) (GT - LC = 0.4 dB)							
Channel	Mode	RB		Conducted		ERP	
		Size	Offset	Power (dBm)	Power (Watts)	ERP(dBm)	ERP(W)
Lowest	QPSK	1	0	23.03	0.2009	21.28	0.1343
Middle		1	0	23.12	0.2051	21.37	0.1371
Highest		1	0	23.10	0.2042	21.35	0.1365
Lowest	16QAM	1	49	22.34	0.1714	20.59	0.1146
Middle		1	49	22.36	0.1722	20.61	0.1151
Highest		1	49	22.45	0.1758	20.70	0.1175
Lowest	64QAM	1	49	21.27	0.1340	19.52	0.0895
Middle		1	49	21.30	0.1349	19.55	0.0902
Highest		1	49	21.38	0.1374	19.63	0.0918
Limit	ERP < 3W			Result		PASS	



LTE Band 13 / 5MHz (Average) (GT - LC = 0 dB)							
Channel	Mode	RB		Conducted		ERP	
		Size	Offset	Power (dBm)	Power (Watts)	ERP(dBm)	ERP(W)
Lowest	QPSK	1	0	23.42	0.2198	21.27	0.1340
Middle		1	0	23.45	0.2213	21.30	0.1349
Highest		1	0	23.39	0.2183	21.24	0.1330
Lowest	16QAM	1	24	22.68	0.1854	20.53	0.1130
Middle		1	24	22.77	0.1892	20.62	0.1153
Highest		1	24	22.66	0.1845	20.51	0.1125
Lowest	64QAM	1	24	21.66	0.1466	19.51	0.0893
Middle		1	24	21.70	0.1479	19.55	0.0902
Highest		1	24	21.63	0.1455	19.48	0.0887
Limit	ERP < 3W			Result		PASS	

LTE Band 13 / 10MHz (Average) (GT - LC = 0 dB)							
Channel	Mode	RB		Conducted		ERP	
		Size	Offset	Power (dBm)	Power (Watts)	ERP(dBm)	ERP(W)
Lowest	QPSK	-	-	-	-	-	-
Middle		1	0	23.46	0.2218	21.31	0.1352
Highest		-	-	-	-	-	-
Lowest	16QAM	-	-	-	-	-	-
Middle		1	49	22.80	0.1905	20.65	0.1161
Highest		-	-	-	-	-	-
Lowest	64QAM	-	-	-	-	-	-
Middle		1	49	21.74	0.1493	19.59	0.0910
Highest		-	-	-	-	-	-
Limit	ERP < 3W			Result		PASS	



LTE Band 17 / 5MHz (Average) (GT - LC = 0.4 dB)							
Channel	Mode	RB		Conducted		ERP	
		Size	Offset	Power (dBm)	Power (Watts)	ERP(dBm)	ERP(W)
Lowest	QPSK	1	0	22.92	0.1959	21.17	0.1309
Middle		1	0	23.06	0.2023	21.31	0.1352
Highest		1	0	22.97	0.1982	21.22	0.1324
Lowest	16QAM	1	24	22.31	0.1702	20.56	0.1138
Middle		1	24	22.32	0.1706	20.57	0.1140
Highest		1	24	22.37	0.1726	20.62	0.1153
Lowest	64QAM	1	24	21.35	0.1365	19.60	0.0912
Middle		1	24	21.30	0.1349	19.55	0.0902
Highest		1	24	21.35	0.1365	19.60	0.0912
Limit	ERP < 3W			Result		PASS	

LTE Band 17 / 10MHz (Average) (GT - LC = 0.4 dB)							
Channel	Mode	RB		Conducted		ERP	
		Size	Offset	Power (dBm)	Power (Watts)	ERP(dBm)	ERP(W)
Lowest	QPSK	1	0	23.02	0.2004	21.27	0.1340
Middle		1	0	23.07	0.2028	21.32	0.1355
Highest		1	0	23.04	0.2014	21.29	0.1346
Lowest	16QAM	1	49	22.41	0.1742	20.66	0.1164
Middle		1	49	22.40	0.1738	20.65	0.1161
Highest		1	49	22.40	0.1738	20.65	0.1161
Lowest	64QAM	1	49	21.37	0.1371	19.62	0.0916
Middle		1	49	21.34	0.1361	19.59	0.0910
Highest		1	49	21.35	0.1365	19.60	0.0912
Limit	ERP < 3W			Result		PASS	



LTE Band 66 / 1.4MHz (Average) (GT - LC = 3.04 dB)							
Channel	Mode	RB		Conducted		EIRP	
		Size	Offset	Power (dBm)	Power (Watts)	EIRP(dBm)	EIRP(W)
Lowest	QPSK	3	0	23.93	0.2472	26.97	0.4977
Middle		3	0	24.03	0.2529	27.07	0.5093
Highest		3	0	24.02	0.2523	27.06	0.5082
Lowest	16QAM	3	1	23.20	0.2089	26.24	0.4207
Middle		3	1	23.49	0.2234	26.53	0.4498
Highest		3	1	23.17	0.2075	26.21	0.4178
Lowest	64QAM	1	3	22.19	0.1656	25.23	0.3334
Middle		1	3	22.44	0.1754	25.48	0.3532
Highest		1	3	22.20	0.1660	25.24	0.3342
Limit	EIRP < 1W			Result		PASS	

LTE Band 66 / 3MHz (Average) (GT - LC = 3.04 dB)							
Channel	Mode	RB		Conducted		EIRP	
		Size	Offset	Power (dBm)	Power (Watts)	EIRP(dBm)	EIRP(W)
Lowest	QPSK	1	0	23.83	0.2415	26.87	0.4864
Middle		1	0	23.97	0.2495	27.01	0.5023
Highest		1	0	24.03	0.2529	27.07	0.5093
Lowest	16QAM	1	8	23.27	0.2123	26.31	0.4276
Middle		1	8	23.48	0.2228	26.52	0.4487
Highest		1	8	23.24	0.2109	26.28	0.4246
Lowest	64QAM	1	8	22.14	0.1637	25.18	0.3296
Middle		1	8	22.39	0.1734	25.43	0.3491
Highest		1	8	22.21	0.1663	25.25	0.3350
Limit	EIRP < 1W			Result		PASS	

LTE Band 66 / 5MHz (Average) (GT - LC = 3.04 dB)							
Channel	Mode	RB		Conducted		EIRP	
		Size	Offset	Power (dBm)	Power (Watts)	EIRP(dBm)	EIRP(W)
Lowest	QPSK	1	12	23.97	0.2495	27.01	0.5023
Middle		1	12	23.90	0.2455	26.94	0.4943
Highest		1	12	24.03	0.2529	27.07	0.5093
Lowest	16QAM	1	12	23.21	0.2094	26.25	0.4217
Middle		1	12	23.47	0.2223	26.51	0.4477
Highest		1	12	23.18	0.2080	26.22	0.4188
Lowest	64QAM	1	12	22.16	0.1644	25.20	0.3311
Middle		1	12	22.39	0.1734	25.43	0.3491
Highest		1	12	22.21	0.1663	25.25	0.3350
Limit	EIRP < 1W			Result		PASS	



LTE Band 66 / 10MHz (Average) (GT - LC = 3.04 dB)							
Channel	Mode	RB		Conducted		EIRP	
		Size	Offset	Power (dBm)	Power (Watts)	EIRP(dBm)	EIRP(W)
Lowest	QPSK	1	0	23.84	0.2421	26.88	0.4875
Middle		1	0	24.03	0.2529	27.07	0.5093
Highest		1	0	24.01	0.2518	27.05	0.5070
Lowest	16QAM	1	25	23.25	0.2113	26.29	0.4256
Middle		1	25	23.43	0.2203	26.47	0.4436
Highest		1	25	23.17	0.2075	26.21	0.4178
Lowest	64QAM	1	25	22.23	0.1671	25.27	0.3365
Middle		1	25	22.38	0.1730	25.42	0.3483
Highest		1	25	22.14	0.1637	25.18	0.3296
Limit	EIRP < 1W			Result		PASS	

LTE Band 66 / 15MHz (Average) (GT - LC = 3.04 dB)							
Channel	Mode	RB		Conducted		EIRP	
		Size	Offset	Power (dBm)	Power (Watts)	EIRP(dBm)	EIRP(W)
Lowest	QPSK	1	37	23.99	0.2506	27.03	0.5047
Middle		1	37	24.01	0.2518	27.05	0.5070
Highest		1	37	24.03	0.2529	27.07	0.5093
Lowest	16QAM	1	37	23.23	0.2104	26.27	0.4236
Middle		1	37	23.42	0.2198	26.46	0.4426
Highest		1	37	23.26	0.2118	26.30	0.4266
Lowest	64QAM	1	37	22.24	0.1675	25.28	0.3373
Middle		1	37	22.42	0.1746	25.46	0.3516
Highest		1	37	22.20	0.1660	25.24	0.3342
Limit	EIRP < 1W			Result		PASS	

LTE Band 66 / 20MHz (Average) (GT - LC = 3.04 dB)							
Channel	Mode	RB		Conducted		EIRP	
		Size	Offset	Power (dBm)	Power (Watts)	EIRP(dBm)	EIRP(W)
Lowest	QPSK	1	0	23.99	0.2506	27.03	0.5047
Middle		1	0	24.06	0.2547	27.10	0.5129
Highest		1	0	24.05	0.2541	27.09	0.5117
Lowest	16QAM	1	49	23.28	0.2128	26.32	0.4285
Middle		1	49	23.50	0.2239	26.54	0.4508
Highest		1	49	23.27	0.2123	26.31	0.4276
Lowest	64QAM	1	49	22.24	0.1675	25.28	0.3373
Middle		1	49	22.44	0.1754	25.48	0.3532
Highest		1	49	22.24	0.1675	25.28	0.3373
Limit	EIRP < 1W			Result		PASS	



Radiated Spurious Emission

<For SIM 1>

LTE Band 2

LTE Band 2 / 20MHz / QPSK									
Channel	Frequency (MHz)	EIRP (dBm)	Limit (dBm)	Over Limit (dB)	SPA Reading (dBm)	S.G. Power (dBm)	TX Cable loss (dB)	TX Antenna Gain (dBi)	Polarization (H/V)
Lowest	3702	-57.18	-13	-44.18	-74.58	-68.97	0.72	12.52	H
	5556	-40.21	-13	-27.21	-62.56	-52.38	1.00	13.17	H
	7404	-51.70	-13	-38.70	-77.23	-61.09	1.18	10.57	H
									H
									H
									H
	3702	-55.73	-13	-42.73	-74.33	-67.52	0.72	12.52	V
	5556	-43.19	-13	-30.19	-65.67	-55.36	1.00	13.17	V
	7404	-52.09	-13	-39.09	-77.42	-61.48	1.18	10.57	V
									V
									V
									V
Middle	3744	-56.69	-13	-43.69	-74.21	-68.49	0.70	12.50	H
	5616	-45.95	-13	-32.95	-68.26	-58.1	0.98	13.13	H
	7484	-51.67	-13	-38.67	-77.07	-60.92	1.18	10.43	H
									H
									H
									H
	3744	-54.06	-13	-41.06	-72.77	-65.86	0.70	12.50	V
	5616	-48.15	-13	-35.15	-70.63	-60.3	0.98	13.13	V
	7484	-51.32	-13	-38.32	-76.8	-60.57	1.18	10.43	V
									V
									V
									V



Highest	3784	-56.88	-13	-43.88	-74.48	-68.69	0.68	12.49	H
	5676	-45.75	-13	-32.75	-68.11	-57.86	0.99	13.09	H
	7566	-44.68	-13	-31.68	-76.75	-54.08	1.18	10.58	H
									H
									H
									H
	3784	-55.37	-13	-42.37	-74.19	-67.18	0.68	12.49	V
	5676	-43.16	-13	-30.16	-65.71	-55.27	0.99	13.09	V
	7566	-51.57	-13	-38.57	-76.95	-60.97	1.18	10.58	V
									V
									V
									V

Remark: Spurious emissions within 30-1000MHz were found more than 20dB below limit line.



LTE Band 4

LTE Band 4 / 20MHz / QPSK									
Channel	Frequency (MHz)	EIRP (dBm)	Limit (dBm)	Over Limit (dB)	SPA Reading (dBm)	S.G. Power (dBm)	TX Cable loss (dB)	TX Antenna Gain (dBi)	Polarization (H/V)
Lowest	3422	-57.10	-13	-44.10	-74.71	-68.69	0.77	12.37	H
	5133	-54.90	-13	-41.90	-75.89	-66.39	0.97	12.47	H
	6844	-53.09	-13	-40.09	-77.06	-63.92	0.81	11.64	H
									H
									H
									H
									H
	3422	-57.31	-13	-44.31	-74.76	-68.9	0.77	12.37	V
	5133	-54.05	-13	-41.05	-75.22	-65.54	0.97	12.47	V
	6844	-52.93	-13	-39.93	-77.38	-63.76	0.81	11.64	V
									V
									V
									V
									V
Middle	3448	-57.03	-13	-44.03	-74.63	-68.7	0.78	12.44	H
	5172	-43.15	-13	-30.15	-64.23	-54.71	0.98	12.54	H
	6894	-52.92	-13	-39.92	-77.01	-63.53	0.93	11.53	H
									H
									H
									H
									H
	3448	-54.91	-13	-41.91	-72.74	-66.58	0.78	12.44	V
	5172	-44.18	-13	-31.18	-65.43	-55.74	0.98	12.54	V
	6894	-52.48	-13	-39.48	-76.99	-63.09	0.93	11.53	V
									V
									V
									V
									V
								V	



Highest	3472	-55.92	-13	-42.92	-73.57	-67.66	0.78	12.52	H
	5208	-44.36	-13	-31.36	-65.53	-55.98	0.99	12.62	H
	6944	-52.09	-13	-39.09	-76.32	-62.47	1.04	11.42	H
									H
									H
									H
									H
	3472	-56.38	-13	-43.38	-74.57	-68.12	0.78	12.52	V
	5208	-52.44	-13	-39.44	-73.79	-64.06	0.99	12.62	V
	6944	-52.08	-13	-39.08	-76.66	-62.46	1.04	11.42	V
									V
									V
									V
									V

Remark: Spurious emissions within 30-1000MHz were found more than 20dB below limit line.



LTE Band 5

LTE Band 5B / 10MHz / QPSK									
Channel	Frequency (MHz)	ERP (dBm)	Limit (dBm)	Over Limit (dB)	SPA Reading (dBm)	S.G. Power (dBm)	TX Cable loss (dB)	TX Antenna Gain (dBi)	Polarization (H/V)
Lowest	1649	-50.82	-13	-37.82	-61.36	-57.77	0.53	9.63	H
	2473	-54.67	-13	-41.67	-68.62	-62.65	0.65	10.78	H
	3298	-57.62	-13	-44.62	-74.31	-66.71	0.76	11.99	H
									H
									H
									H
									H
	1649	-46.05	-13	-33.05	-56.29	-53	0.53	9.63	V
	2473	-55.90	-13	-42.90	-70.37	-63.88	0.65	10.78	V
	3298	-57.87	-13	-44.87	-74.53	-66.96	0.76	11.99	V
									V
									V
									V
									V
Middle	1664	-51.09	-13	-38.09	-61.76	-58.07	0.53	9.66	H
	2496	-57.83	-13	-44.83	-71.76	-65.82	0.65	10.80	H
	3328	-57.50	-13	-44.50	-74.26	-66.67	0.76	12.08	H
									H
									H
									H
									H
	1664	-46.28	-13	-33.28	-56.54	-53.26	0.53	9.66	V
	2496	-58.29	-13	-45.29	-72.66	-66.28	0.65	10.80	V
	3328	-57.72	-13	-44.72	-74.31	-66.89	0.76	12.08	V
									V
									V
									V
									V
								V	



Highest	1679	-51.97	-13	-38.97	-62.76	-58.98	0.53	9.69	H
	2518	-53.90	-13	-40.90	-67.87	-61.9	0.66	10.81	H
	3358	-57.43	-13	-44.43	-74.23	-66.69	0.77	12.17	H
									H
									H
									H
									H
	1679	-45.89	-13	-32.89	-56.16	-52.9	0.53	9.69	V
	2518	-58.47	-13	-45.47	-72.85	-66.47	0.66	10.81	V
	3358	-57.97	-13	-44.97	-74.49	-67.23	0.77	12.17	V
									V
									V
									V
									V

Remark: Spurious emissions within 30-1000MHz were found more than 20dB below limit line.



LTE Band 7

LTE Band 7 / 20MHz / QPSK									
Channel	Frequency (MHz)	EIRP (dBm)	Limit (dBm)	Over Limit (dB)	SPA Reading (dBm)	S.G. Power (dBm)	TX Cable loss (dB)	TX Antenna Gain (dBi)	Polarization (H/V)
Lowest	5010	-55.56	-25	-30.56	-76.22	-66.84	0.94	12.22	H
	7517	-52.50	-25	-27.50	-77.91	-61.77	1.18	10.45	H
	10026	-46.07	-25	-21.07	-77.66	-56.75	1.37	12.05	H
									H
									H
									H
									H
	5010	-55.81	-25	-30.81	-76.67	-67.09	0.94	12.22	V
	7517	-51.87	-25	-26.87	-77.34	-61.14	1.18	10.45	V
	10026	-44.60	-25	-19.60	-77.87	-55.28	1.37	12.05	V
									V
									V
									V
									V
Middle	5061	-55.63	-25	-30.63	-76.43	-67	0.95	12.32	H
	7592	-51.79	-25	-26.79	-77.41	-61.27	1.18	10.66	H
	10122	-45.94	-25	-20.94	-77.45	-56.43	1.38	11.87	H
									H
									H
									H
									H
	5061	-55.67	-25	-30.67	-76.65	-67.04	0.95	12.32	V
	7592	-51.47	-25	-26.47	-76.81	-60.95	1.18	10.66	V
	10122	-44.27	-25	-19.27	-77.5	-54.76	1.38	11.87	V
									V
									V
									V
									V
								V	



Highest	5112	-56.07	-25	-31.07	-77	-67.53	0.97	12.42	H
	7667	-51.33	-25	-26.33	-77.08	-61.01	1.19	10.87	H
	10224	-45.68	-25	-20.68	-77.12	-55.97	1.39	11.67	H
									H
									H
									H
									H
	5112	-56.54	-25	-31.54	-77.64	-68	0.97	12.42	V
	7667	-50.31	-25	-25.31	-75.85	-59.99	1.19	10.87	V
	10224	-43.99	-25	-18.99	-77.19	-54.28	1.39	11.67	V
									V
									V
									V
									V

Remark: Spurious emissions within 30-1000MHz were found more than 20dB below limit line.



LTE Band 12

LTE Band 12 / 10MHz / QPSK									
Channel	Frequency (MHz)	ERP (dBm)	Limit (dBm)	Over Limit (dB)	SPA Reading (dBm)	S.G. Power (dBm)	TX Cable loss (dB)	TX Antenna Gain (dBi)	Polarization (H/V)
Lowest	1400	-54.73	-13.00	-41.73	-66.25	-60.78	0.50	8.70	H
	2096	-51.57	-13.00	-38.57	-65.42	-59.31	0.59	10.48	H
	2800	-58.86	-13.00	-45.86	-73.98	-66.99	0.70	10.98	H
									H
									H
									H
									H
	1400	-58.98	-13.00	-45.98	-70.56	-65.03	0.50	8.70	V
	2096	-47.56	-13.00	-34.56	-61.27	-55.30	0.59	10.48	V
	2800	-58.47	-13.00	-45.47	-74.01	-66.60	0.70	10.98	V
									V
									V
									V
									V
Middle	1408	-54.30	-13.00	-41.30	-65.94	-60.40	0.50	8.75	H
	2112	-47.77	-13.00	-34.77	-61.92	-55.52	0.59	10.49	H
	2816	-58.75	-13.00	-45.75	-73.92	-66.88	0.71	10.99	H
									H
									H
									H
									H
	1408	-59.17	-13.00	-46.17	-70.69	-65.27	0.50	8.75	V
	2112	-48.53	-13.00	-35.53	-62.56	-56.28	0.59	10.49	V
	2816	-58.29	-13.00	-45.29	-73.84	-66.42	0.71	10.99	V
									V
									V
									V
									V



Highest	1416	-55.18	-13.00	-42.18	-66.84	-61.32	0.50	8.80	H
	2120	-52.48	-13.00	-39.48	-66.65	-60.23	0.59	10.50	H
	3536	-59.12	-13.00	-46.12	-74.35	-68.77	0.78	12.59	H
									H
									H
									H
									H
	1416	-59.01	-13.00	-46.01	-70.48	-65.15	0.50	8.80	V
	2120	-39.14	-13.00	-26.14	-53.34	-46.89	0.59	10.50	V
	3536	-58.91	-13.00	-45.91	-74.46	-68.56	0.78	12.59	V
									V
									V
									V
									V

Remark: Spurious emissions within 30-1000MHz were found more than 20dB below limit line.



LTE Band 13

LTE Band 13 / 10MHz / QPSK									
Channel	Frequency (MHz)	ERP (dBm)	Limit (dBm)	Over Limit (dB)	SPA Reading (dBm)	S.G. Power (dBm)	TX Cable loss (dB)	TX Antenna Gain (dBi)	Polarization (H/V)
Middle	1552	-54.80	-13	-41.80	-65.87	-61.55	0.51	9.41	H
	2336	-55.91	-13	-42.91	-70.54	-63.81	0.62	10.67	H
	3104	-58.46	-13	-45.46	-74.57	-66.98	0.74	11.41	H
									H
									H
									H
									H
	1552	-60.86	-13	-47.86	-71.42	-67.61	0.51	9.41	V
	2336	-57.76	-13	-44.76	-72.98	-65.66	0.62	10.67	V
	3104	-58.31	-13	-45.31	-74.57	-66.83	0.74	11.41	V
									V
									V
									V
									V

Remark: Spurious emissions within 30-1000MHz were found more than 20dB below limit line.



LTE Band 13 / 5MHz / QPSK									
Channel	Frequency (MHz)	ERP (dBm)	Limit (dBm)	Over Limit (dB)	SPA Reading (dBm)	S.G. Power (dBm)	TX Cable loss (dB)	TX Antenna Gain (dBi)	Polarization (H/V)
Lowest	1554	-56.46	-13	-43.46	-67.52	-63.21	0.51	9.42	H
	2332	-38.82	-13	-25.82	-53.45	-46.71	0.62	10.67	H
	3109	-58.33	-13	-45.33	-74.43	-66.86	0.74	11.43	H
									H
									H
									H
									H
	1554	-56.81	-13	-43.81	-67.34	-63.56	0.51	9.42	V
	2332	-40.17	-13	-27.17	-55.31	-48.06	0.62	10.67	V
	3109	-58.19	-13	-45.19	-74.48	-66.72	0.74	11.43	V
									V
									V
									V
									V
Middle	1559	-56.98	-42.15	-14.83	-68.05	-63.75	0.51	9.43	H
	2339	-50.53	-13	-37.53	-65.03	-58.43	0.62	10.67	H
	3119	-57.28	-13	-44.28	-73.46	-65.84	0.74	11.46	H
									H
									H
									H
									H
	1559	-58.86	-42.15	-16.71	-69.36	-65.63	0.51	9.43	V
	2339	-39.57	-13	-26.57	-54.67	-47.47	0.62	10.67	V
	3119	-55.83	-13	-42.83	-72.19	-64.39	0.74	11.46	V
									V
									V
									V
									V



Highest	1564	-56.26	-42.15	-14.11	-67.32	-63.04	0.52	9.44	H
	2347	-34.59	-13	-21.59	-49.09	-42.49	0.62	10.68	H
	3129	-57.37	-13	-44.37	-73.55	-65.96	0.74	11.49	H
									H
									H
									H
									H
	1564	-56.78	-42.15	-14.63	-67.23	-63.56	0.52	9.44	V
	2347	-33.40	-13	-20.40	-48.47	-41.30	0.62	10.68	V
	3129	-57.11	-13	-44.11	-73.54	-65.70	0.74	11.49	V
									V
									V
									V
									V

Remark: Spurious emissions within 30-1000MHz were found more than 20dB below limit line.



LTE Band 17

LTE Band 17 / 10MHz / QPSK									
Channel	Frequency (MHz)	ERP (dBm)	Limit (dBm)	Over Limit (dB)	SPA Reading (dBm)	S.G. Power (dBm)	TX Cable loss (dB)	TX Antenna Gain (dBi)	Polarization (H/V)
Lowest	1408	-58.29	-13	-45.29	-69.93	-64.39	0.50	8.75	H
	2112	-52.51	-13	-39.51	-66.66	-60.26	0.59	10.49	H
	2816	-58.15	-13	-45.15	-73.32	-66.28	0.71	10.99	H
									H
									H
									H
									H
	1408	-51.96	-13	-38.96	-63.48	-58.06	0.50	8.75	V
	2112	-58.18	-13	-45.18	-72.21	-65.93	0.59	10.49	V
	2816	-58.86	-13	-45.86	-74.41	-66.99	0.71	10.99	V
									V
									V
									V
									V
Middle	1408	-58.07	-13	-45.07	-69.71	-64.17	0.50	8.75	H
	2120	-46.80	-13	-33.80	-60.96	-54.55	0.59	10.50	H
	2824	-57.77	-13	-44.77	-72.93	-65.91	0.71	10.99	H
									H
									H
									H
									H
	1408	-52.17	-13	-39.17	-63.69	-58.27	0.50	8.75	V
	2120	-54.31	-13	-41.31	-68.50	-62.06	0.59	10.50	V
	2824	-58.49	-13	-45.49	-74.03	-66.63	0.71	10.99	V
									V
									V
									V
									V
								V	



Highest	1416	-57.64	-13	-44.64	-69.30	-63.78	0.50	8.80	H
	2120	-57.11	-13	-44.11	-71.27	-64.86	0.59	10.50	H
	2824	-57.48	-13	-44.48	-72.64	-65.62	0.71	10.99	H
									H
									H
									H
									H
	1416	-53.43	-13	-40.43	-64.90	-59.57	0.50	8.80	V
	2120	-59.30	-13	-46.30	-73.57	-67.05	0.59	10.50	V
	2824	-58.03	-13	-45.03	-73.57	-66.17	0.71	10.99	V
									V
									V
									V
									V

Remark: Spurious emissions within 30-1000MHz were found more than 20dB below limit line.



LTE Band 66

LTE Band 66 / 20MHz / QPSK									
Channel	Frequency (MHz)	EIRP (dBm)	Limit (dBm)	Over Limit (dB)	SPA Reading (dBm)	S.G. Power (dBm)	TX Cable loss (dB)	TX Antenna Gain (dBi)	Polarization (H/V)
Lowest	3422	-56.87	-13	-43.87	-74.48	-68.46	0.77	12.37	H
	5133	-50.99	-13	-37.99	-71.98	-62.48	0.97	12.47	H
	6844	-54.59	-13	-41.59	-78.56	-65.42	0.81	11.64	H
									H
									H
									H
									H
	3422	-57.83	-13	-44.83	-75.28	-69.42	0.77	12.37	V
	5133	-47.21	-13	-34.21	-68.38	-58.70	0.97	12.47	V
	6844	-54.11	-13	-41.11	-78.56	-64.94	0.81	11.64	V
									V
									V
									V
									V
Middle	3472	-57.79	-13	-44.79	-75.44	-69.53	0.78	12.52	H
	5208	-52.52	-13	-39.52	-73.69	-64.14	0.99	12.62	H
	6944	-53.59	-13	-40.59	-77.82	-63.97	1.04	11.42	H
									H
									H
									H
									H
	3472	-56.44	-13	-43.44	-74.64	-68.18	0.78	12.52	V
	5208	-49.84	-13	-36.84	-71.19	-61.46	0.99	12.62	V
	6944	-53.32	-13	-40.32	-77.91	-63.70	1.04	11.42	V
									V
									V
									V
									V



Highest	3522	-51.49	-13	-38.49	-69.06	-63.30	0.78	12.59	H
	5283	-48.08	-13	-35.08	-69.46	-59.82	1.02	12.77	H
	7044	-53.04	-13	-40.04	-77.55	-63.09	1.17	11.22	H
									H
									H
									H
									H
	3522	-56.37	-13	-43.37	-74.92	-68.18	0.78	12.59	V
	5283	-44.90	-13	-31.90	-66.44	-56.64	1.02	12.77	V
	7044	-52.63	-13	-39.63	-77.47	-62.68	1.17	11.22	V
									V
									V
									V
									V

Remark: Spurious emissions within 30-1000MHz were found more than 20dB below limit line.