

## Appendix C. Setup Photographs


<Radiated Emission>

Y Plane for Cellular Band

LF




HF




**X Plane for PCS Band**

**LF**




**HF**



**Z Plane for AWS Band**

**LF**



**HF**



————THE END————