


## Appendix C. Setup Photographs


<Radiated Emission>

X Plane for LTE Band 2, 4

LF



HF



**Y Plane for LTE Band 5, 7, 17, 66**

**LF**




**HF**



Z Plane for LTE Band 12, 13

LF



HF



————THE END————