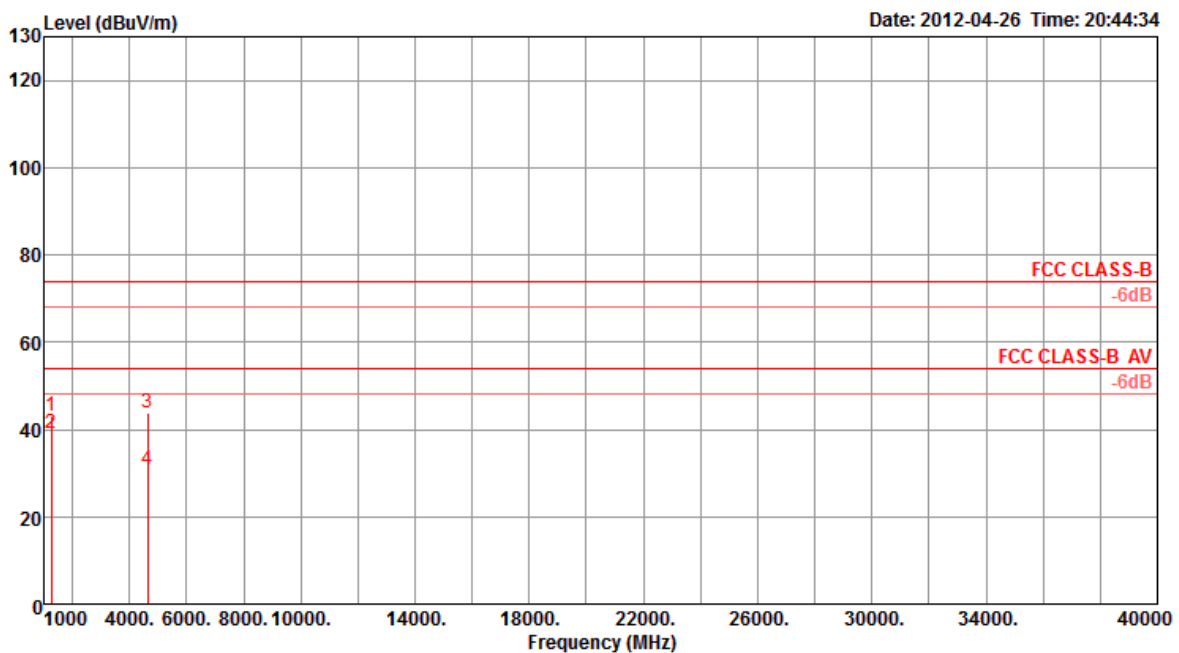


## Appendix C. Co-location

### 1. Results of Radiated Emissions for Co-located

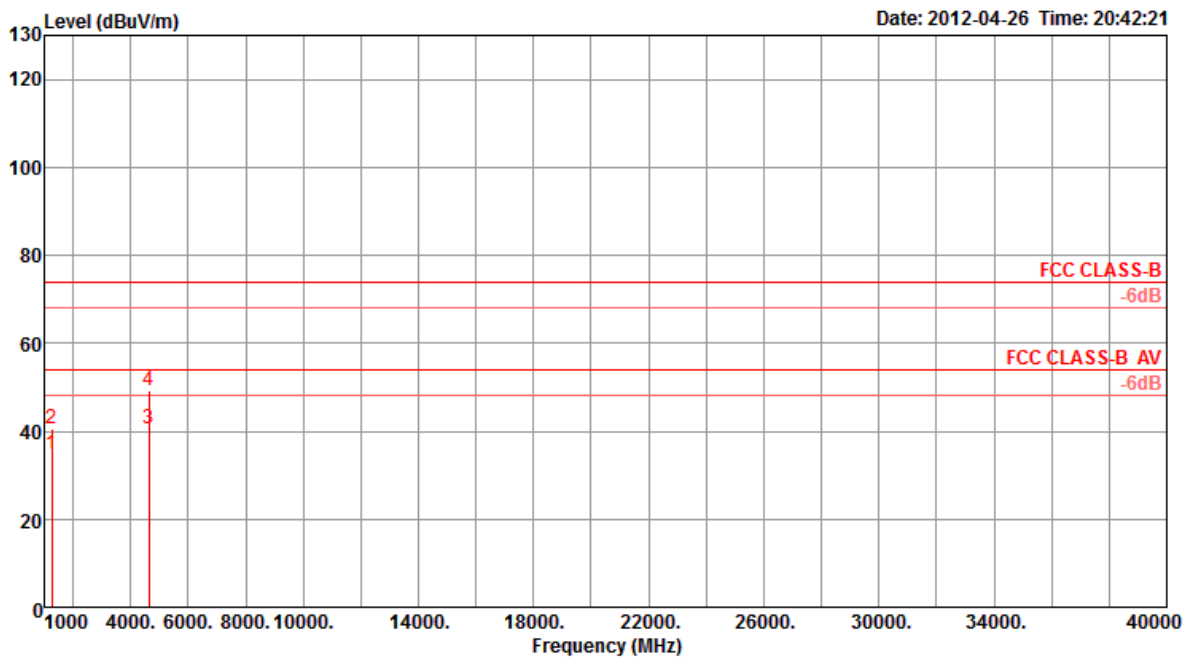
<b>Temperature</b>	25°C	<b>Humidity</b>	65%
<b>Test Engineer</b>	Robert Chang	<b>Configurations</b>	Radio 1 (2.4G)+ Ant. 3 + Radio 2 (5G)+ Ant. 8 + Adapter
<b>Channel</b>	11b : CH1 & 11a : CH36	<b>Transmit power</b>	11b Setting : 24 11a Setting : 24
<b>Data Rate</b>	11b : 1Mbps & 11a : 6Mbps		

**Horizontal**



	Freq	Level	Limit	Over	Read	Cable	Preamp	Antenna	T/Pos	A/Pos	Remark	Pol/Phase
	MHz	dBuV/m	dBuV/m	dB	dBuV	dB	dB	dB/m	deg	cm		
1	1249.96	43.24	74.00	-30.76	52.12	2.01	35.47	24.58	134	145	Peak	HORIZONTAL
2 a	1249.99	38.97	54.00	-15.03	47.85	2.01	35.47	24.58	134	145	Average	HORIZONTAL
3 p	4639.99	43.86	74.00	-30.14	43.44	4.00	35.66	32.08	165	100	Peak	HORIZONTAL
4	4640.03	30.93	54.00	-23.07	30.51	4.00	35.66	32.08	165	100	Average	HORIZONTAL

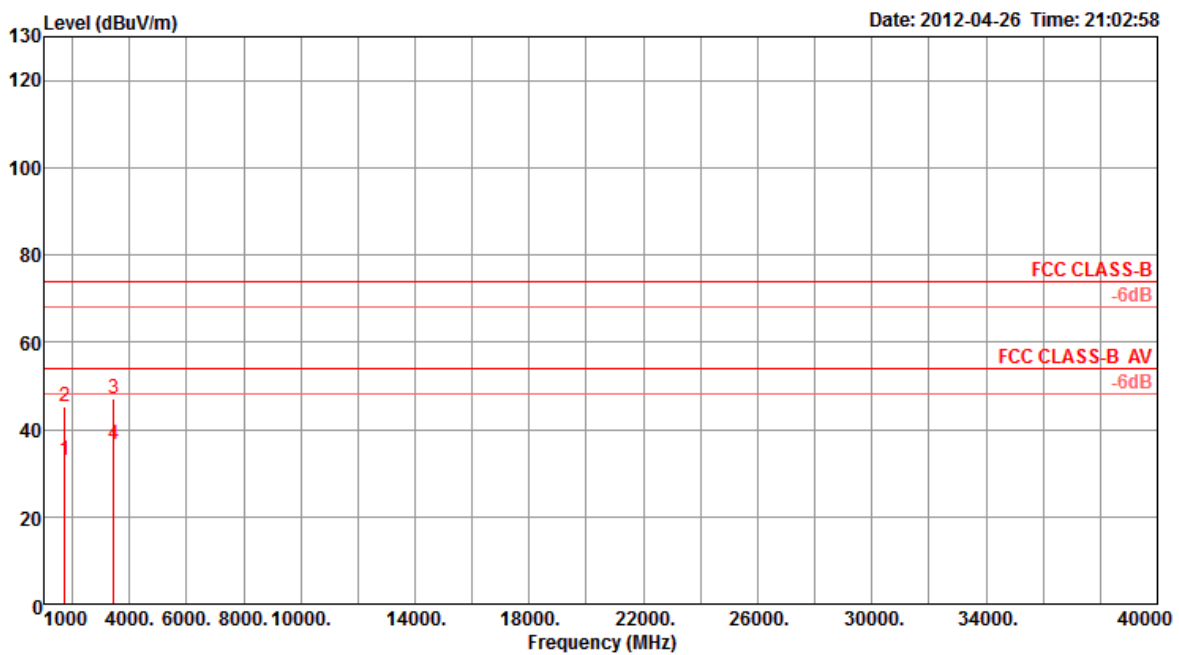
Vertical



	Freq	Level	Limit	Over	Read	Cable	Preamp	Antenna	T/Pos	A/Pos	Remark	Pol/Phase
	MHz	dBuV/m	dBuV/m	dB	dBuV	dB	dB	dB/m	deg	cm		
1	1249.99	34.60	54.00	-19.40	43.48	2.01	35.47	24.58	242	113	Average	VERTICAL
2	1250.02	40.45	74.00	-33.55	49.33	2.01	35.47	24.58	242	113	Peak	VERTICAL
3 a	4639.93	40.49	54.00	-13.51	40.07	4.00	35.66	32.08	3	111	Average	VERTICAL
4 p	4640.08	49.14	74.00	-24.86	48.72	4.00	35.66	32.08	3	111	Peak	VERTICAL

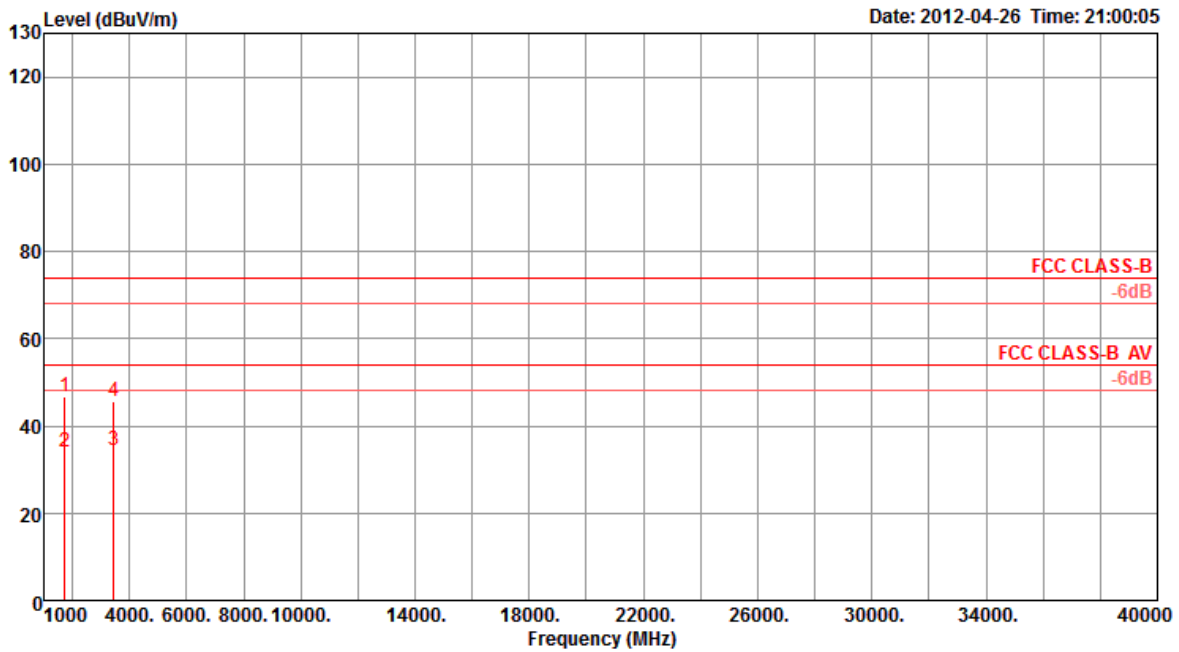
<b>Temperature</b>	25°C	<b>Humidity</b>	65%
<b>Test Engineer</b>	Robert Chang	<b>Configurations</b>	Radio 1 (2.4G) + Ant. 3 + USB Dongle (5G)
<b>Channel</b>	11b : CH1 & 11a : CH36	<b>Transmit power</b>	11b Setting : 24 11a Setting : 24
<b>Data Rate</b>	11b : 1Mbps & 11a : 6Mbps		

**Horizontal**



	Freq	Level	Limit	Over	Read	Cable	Preamp	Antenna	T/Pos	A/Pos	Remark	Pol/Phase
	MHz	dBuV/m	dBuV/m	dB	dBuV	dB	dB	dB/m	deg	cm		
1	1727.72	32.87	54.00	-21.13	38.63	2.42	35.08	26.90	131	104	Average	HORIZONTAL
2	1732.20	45.09	74.00	-28.91	50.85	2.42	35.08	26.90	131	104	Peak	HORIZONTAL
3 p	3453.39	47.18	74.00	-26.82	48.26	3.53	34.89	30.28	156	112	Peak	HORIZONTAL
4 a	3453.41	36.59	54.00	-17.41	37.67	3.53	34.89	30.28	156	112	Average	HORIZONTAL

Vertical



	Freq	Level	Limit	Over	Read	Cable	Preamp	Antenna	T/Pos	A/Pos	Remark	Pol/Phase
	MHz	dBuV/m	dBuV/m	dB	dBuV	dB	dB	dB/m	deg	cm		
1 p	1727.56	46.68	74.00	-27.32	52.44	2.42	35.08	26.90	217	100	Peak	VERTICAL
2	1727.64	34.12	54.00	-19.88	39.88	2.42	35.08	26.90	217	100	Average	VERTICAL
3 a	3453.38	34.51	54.00	-19.49	35.59	3.53	34.89	30.28	127	100	Average	VERTICAL
4	3453.44	45.69	74.00	-28.31	46.77	3.53	34.89	30.28	127	100	Peak	VERTICAL