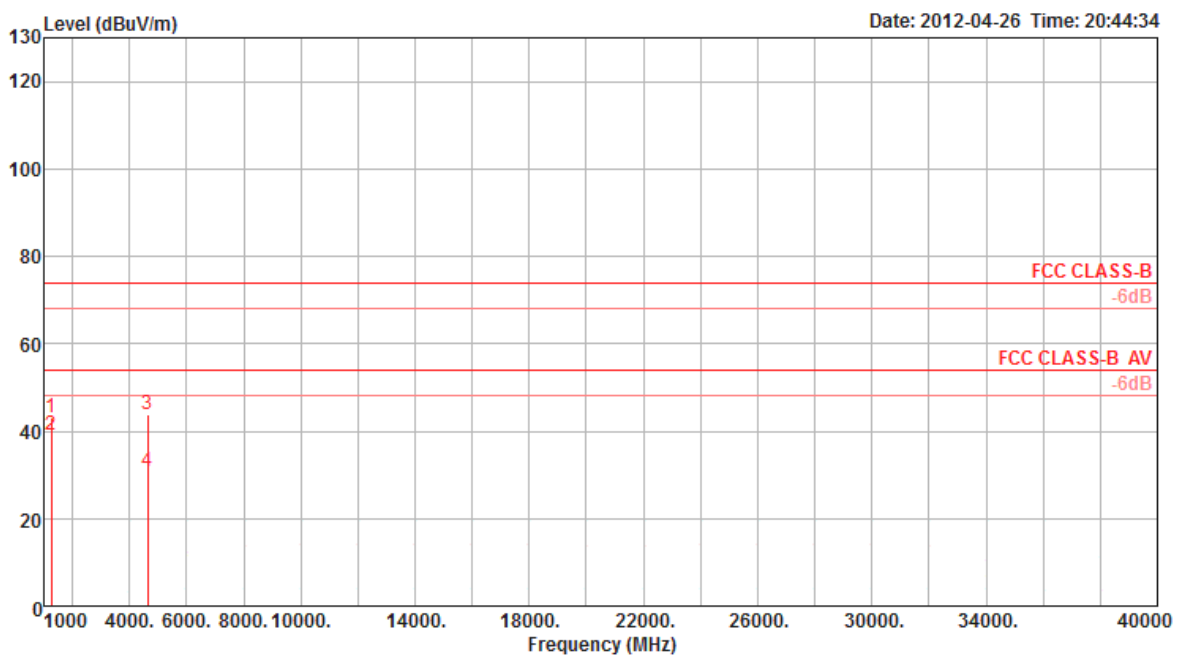


Appendix C. Co-location

1. Results of Radiated Emissions for Co-located

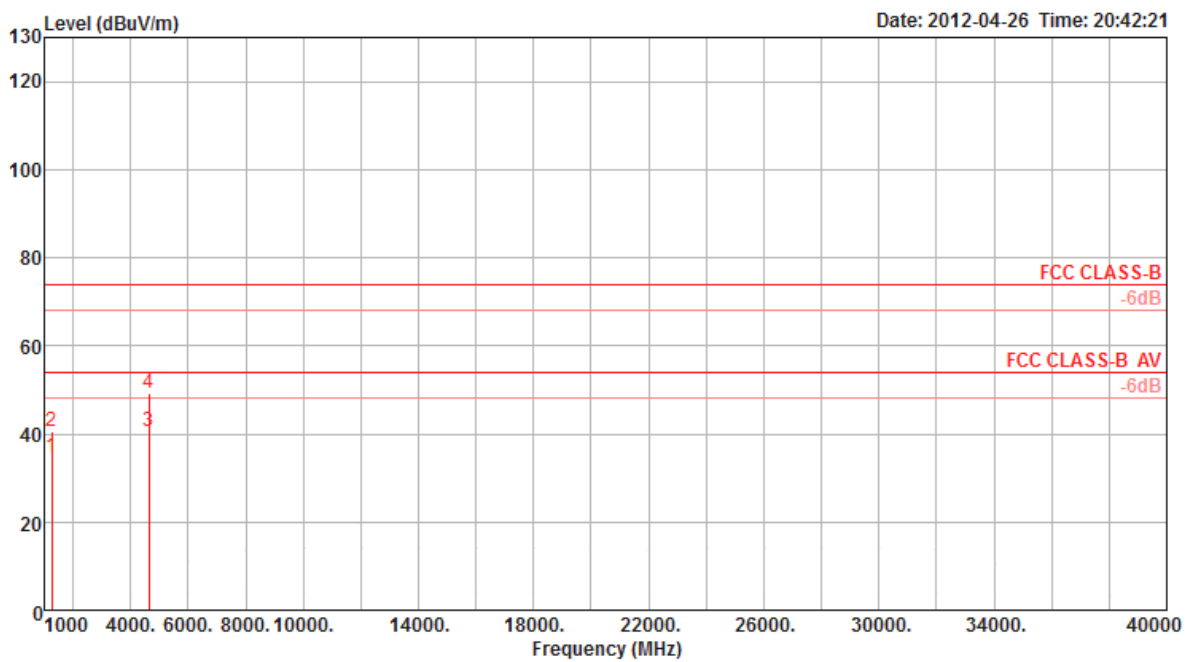
Temperature	25°C	Humidity	65%
Test Engineer	Robert Chang	Configurations	Radio 1 (2.4G)+ Ant. 3 + Radio 2 (5G)+ Ant. 8 + Adapter
Channel	11b : CH6 & 11n : CH149	Transmit power	11b Power : 29.82 dBm 11n Power : 24.12 dBm
Data Rate	11b : 1Mbps & 11n : MCS8		

Horizontal



	Freq	Level	Limit	Over	Read	Cable	Preamp	Antenna	T/Pos	A/Pos	Remark	Pol/Phase
	MHz	dBuV/m	dBuV/m	dB	dBuV	Loss	Factor	Factor	deg	cm		
1	1249.96	43.24	74.00	-30.76	52.12	2.01	35.47	24.58	134	145	Peak	HORIZONTAL
2 a	1249.99	38.97	54.00	-15.03	47.85	2.01	35.47	24.58	134	145	Average	HORIZONTAL
3 p	4639.99	43.86	74.00	-30.14	43.44	4.00	35.66	32.08	165	100	Peak	HORIZONTAL
4	4640.03	30.93	54.00	-23.07	30.51	4.00	35.66	32.08	165	100	Average	HORIZONTAL

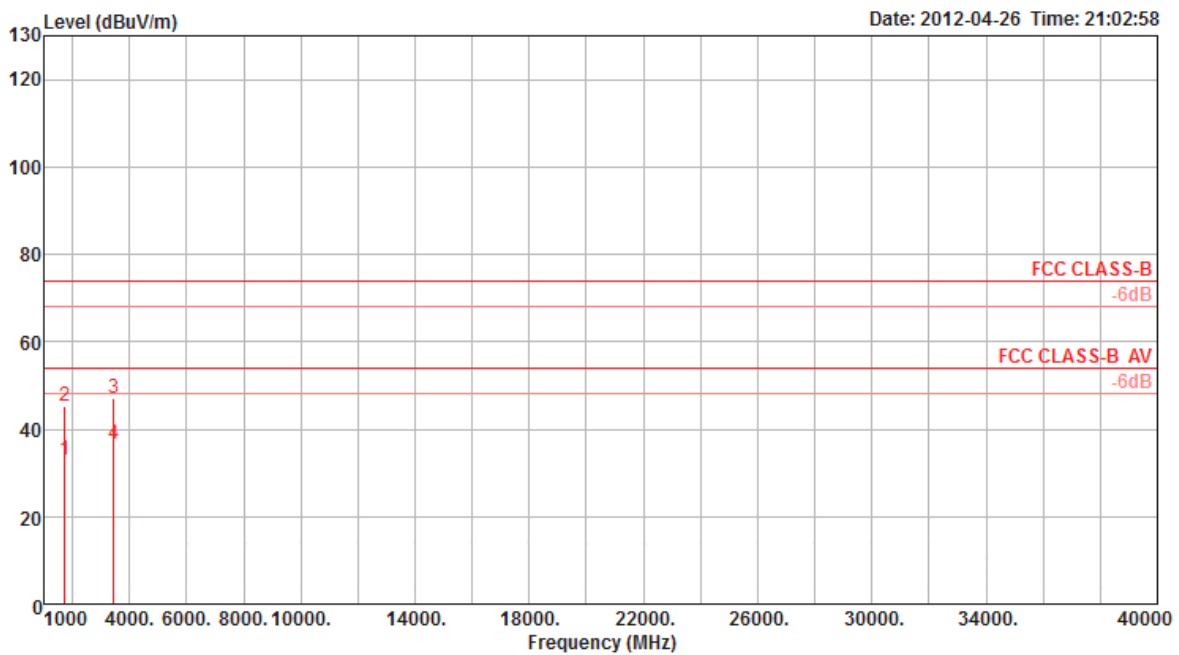
Vertical



	Freq	Level	Limit	Over	Read	Cable	Preamp	Antenna	T/Pos	A/Pos	Remark	Pol/Phase
	MHz	dBuV/m	dBuV/m	dB	dBuV	dB	dB	dB/m	deg	cm		
1	1249.99	34.60	54.00	-19.40	43.48	2.01	35.47	24.58	242	113	Average	VERTICAL
2	1250.02	40.45	74.00	-33.55	49.33	2.01	35.47	24.58	242	113	Peak	VERTICAL
3 a	4639.93	40.49	54.00	-13.51	40.07	4.00	35.66	32.08	3	111	Average	VERTICAL
4 p	4640.08	49.14	74.00	-24.86	48.72	4.00	35.66	32.08	3	111	Peak	VERTICAL

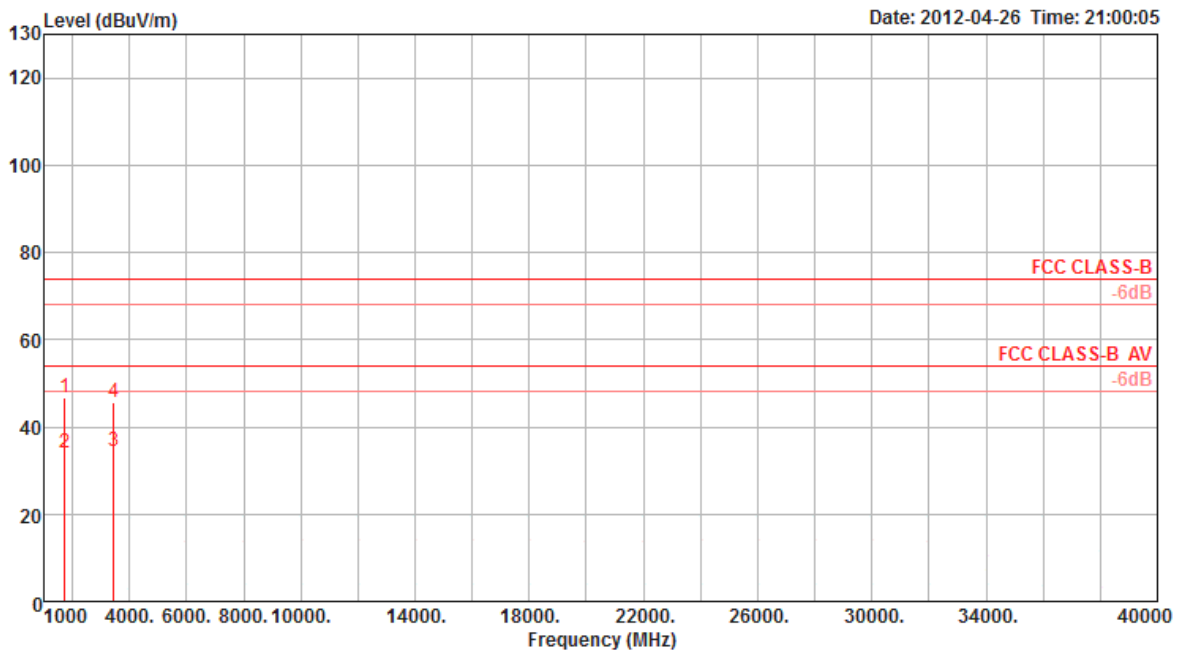
Temperature	25°C	Humidity	65%
Test Engineer	Robert Chang	Configurations	Radio 1 (2.4G) + Ant. 3 + USB Dongle left (5G)
Channel	11b : CH6 & 11a : CH149	Transmit power	11b Power : 29.82 dBm 11a Power : 25.41 dBm
Data Rate	11b : 1Mbps & 11a : 6Mbps		

Horizontal



	Freq	Level	Limit	Over	Read	Cable	Preamp	Antenna	T/Pos	A/Pos	Remark	Pol/Phase
	MHz	dBuV/m	dBuV/m	dB	dBuV	dB	dB	dB/m	deg	cm		
1	1727.72	32.87	54.00	-21.13	38.63	2.42	35.08	26.90	131	104	Average	HORIZONTAL
2	1732.20	45.09	74.00	-28.91	50.85	2.42	35.08	26.90	131	104	Peak	HORIZONTAL
3 p	3453.39	47.18	74.00	-26.82	48.26	3.53	34.89	30.28	156	112	Peak	HORIZONTAL
4 a	3453.41	36.59	54.00	-17.41	37.67	3.53	34.89	30.28	156	112	Average	HORIZONTAL

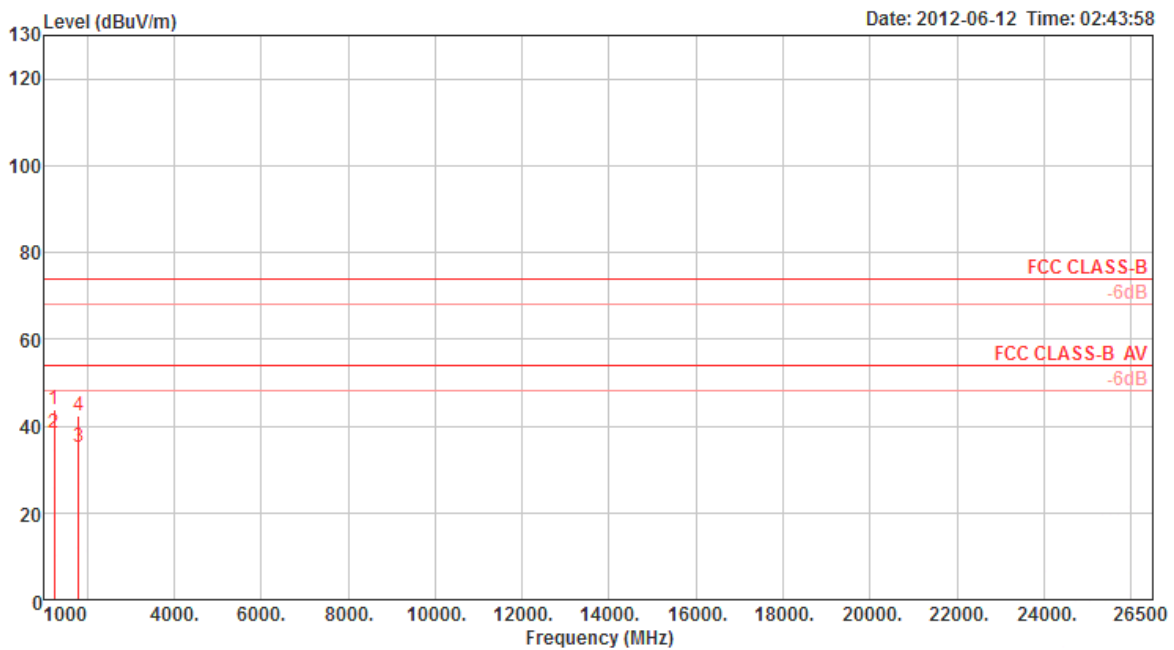
Vertical



	Freq	Level	Limit	Over	Read	Cable	Preamp	Antenna	T/Pos	A/Pos	Remark	Pol/Phase
	MHz	dBuV/m	dBuV/m	dB	dBuV	dB	dB	dB/m	deg	cm		
1 p	1727.56	46.68	74.00	-27.32	52.44	2.42	35.08	26.90	217	100	Peak	VERTICAL
2	1727.64	34.12	54.00	-19.88	39.88	2.42	35.08	26.90	217	100	Average	VERTICAL
3 a	3453.38	34.51	54.00	-19.49	35.59	3.53	34.89	30.28	127	100	Average	VERTICAL
4	3453.44	45.69	74.00	-28.31	46.77	3.53	34.89	30.28	127	100	Peak	VERTICAL

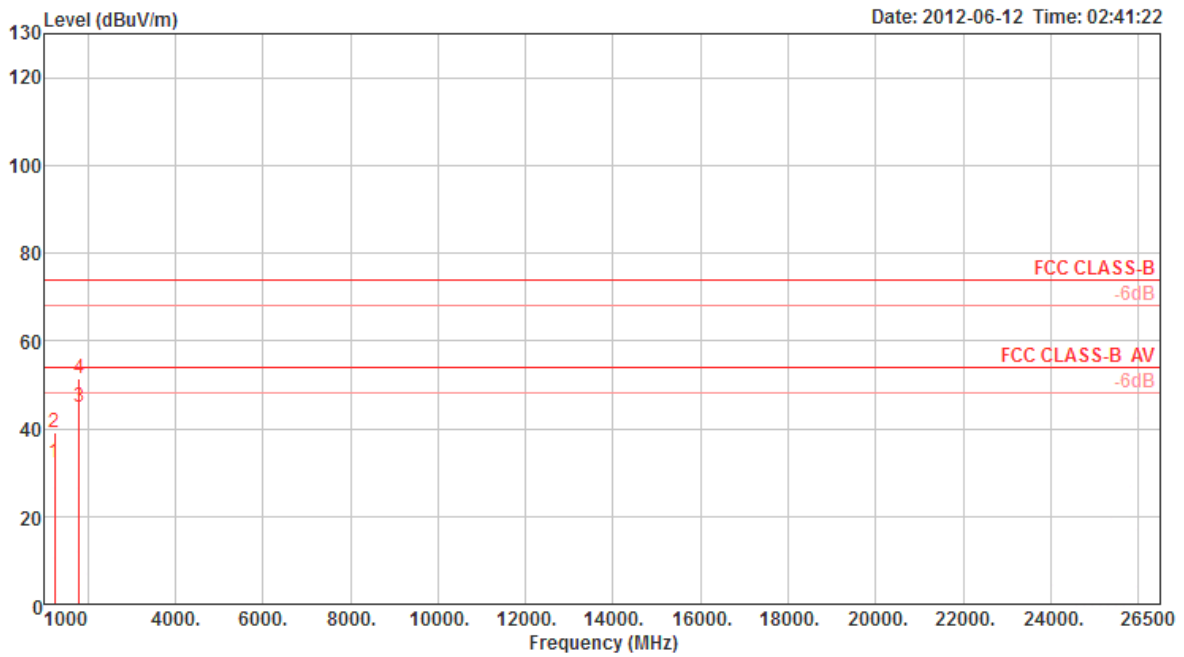
Temperature	25°C	Humidity	65%
Test Engineer	Robert Chang	Configurations	Radio 1 (2.4G) + Ant. 3 + USB Dongle left (2.4G)
Channel	11b : CH6 & 11b : CH6	Transmit power	11b Power : 29.82 dBm 11b Power : 25.02 dBm
Data Rate	11b : 1Mbps & 11b : 1Mbps		

Horizontal



	Freq	Level	Limit	Over	Read	Cable	Preamp	Antenna	Remark	Pol/Phase	A/Pos	T/Pos	Aux
	MHz	dBuV/m	dBuV/m	dB	dBuV	Loss	Factor	Factor			cm	deg	dB
1 p	1249.97	43.82	74.00	-30.18	52.68	2.05	35.49	24.58	Peak	HORIZONTAL	100	181	0.00
2 a	1249.99	38.49	54.00	-15.51	47.35	2.05	35.49	24.58	Average	HORIZONTAL	100	181	0.00
3	1807.80	35.04	54.00	-18.96	40.03	2.52	34.87	27.36	Average	HORIZONTAL	100	225	0.00
4	1807.86	42.35	74.00	-31.65	47.34	2.52	34.87	27.36	Peak	HORIZONTAL	100	225	0.00

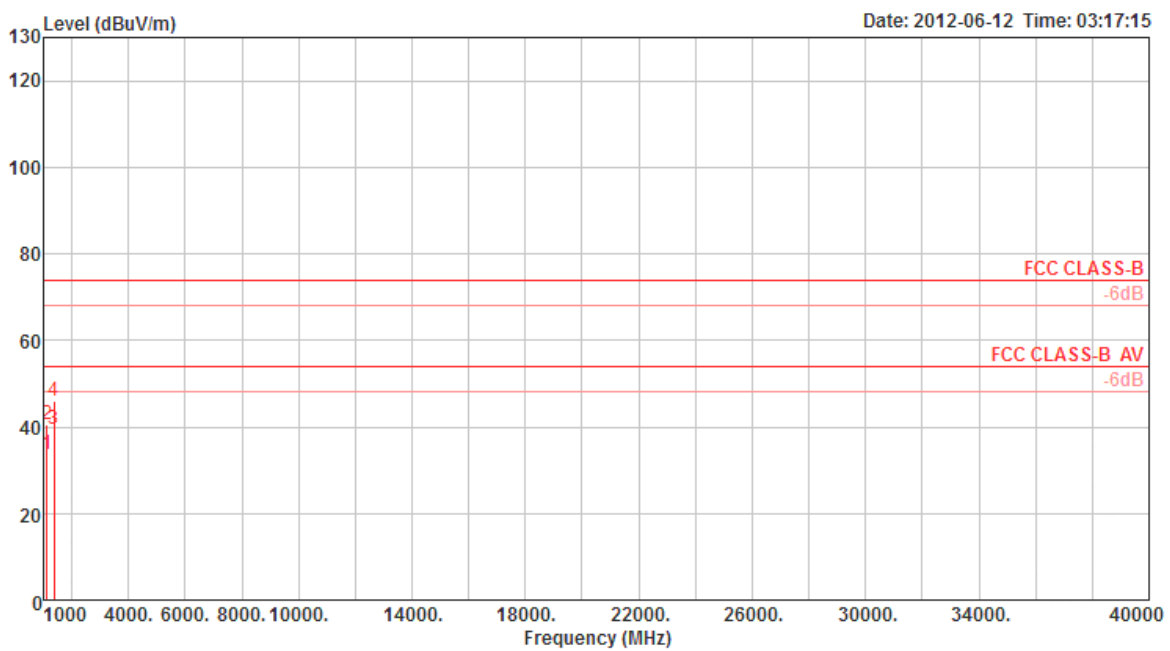
Vertical



	Freq	Level	Limit	Over	Read	Cable	Preamp	Antenna	Remark	Pol/Phase	A/Pos	T/Pos	Aux
	MHz	dBuV/m	dBuV/m	dB	dBuV	dB	dB	dB/m			cm	deg	dB
1	1249.99	32.30	54.00	-21.70	41.16	2.05	35.49	24.58	Average	VERTICAL	100	81	0.00
2	1250.19	39.18	74.00	-34.82	48.04	2.05	35.49	24.58	Peak	VERTICAL	100	81	0.00
3 a	1807.79	44.85	54.00	-9.15	49.84	2.52	34.87	27.36	Average	VERTICAL	100	192	0.00
4 p	1807.86	51.48	74.00	-22.52	56.47	2.52	34.87	27.36	Peak	VERTICAL	100	192	0.00

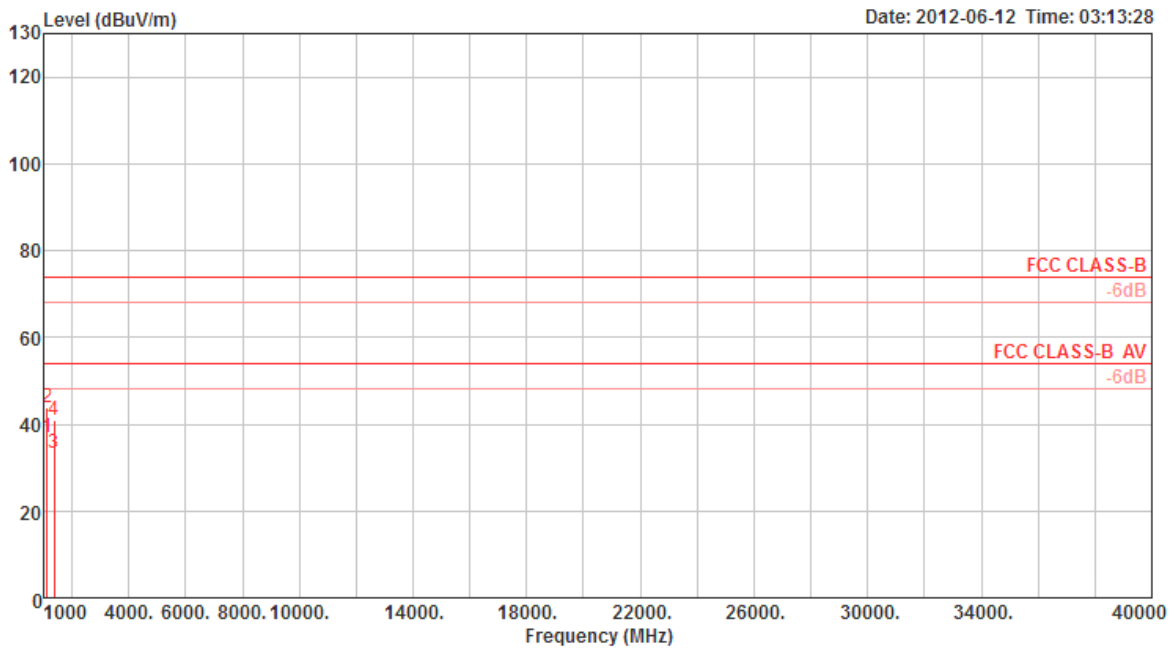
Temperature	25°C	Humidity	65%
Test Engineer	Robert Chang	Configurations	Radio 1 (5G) + Ant. 8 + USB Dongle right (5G)
Channel	11n : CH149 & 11a : CH149	Transmit power	11n Power : 24.12 dBm 11a Power : 25.41 dBm
Data Rate	11n : MSC8 & 11a : 6Mbps		

Horizontal



	Freq	Level	Limit	Over	Read	Cable	Preamp	Antenna	Remark	Pol/Phase	A/Pos	T/Pos	Aux
	MHz	dBuV/m	dBuV/m	dB	dBuV	Loss	Factor	Factor			cm	deg	dB
1	1112.24	33.52	54.00	-20.48	43.24	1.93	35.76	24.11	Average	HORIZONTAL	100	180	0.00
2	1112.34	40.52	74.00	-33.48	50.24	1.93	35.76	24.11	Peak	HORIZONTAL	100	180	0.00
3_a	1372.47	39.42	54.00	-14.58	47.55	2.15	35.27	24.99	Average	HORIZONTAL	100	121	0.00
4_p	1372.95	46.08	74.00	-27.92	54.21	2.15	35.27	24.99	Peak	HORIZONTAL	100	121	0.00

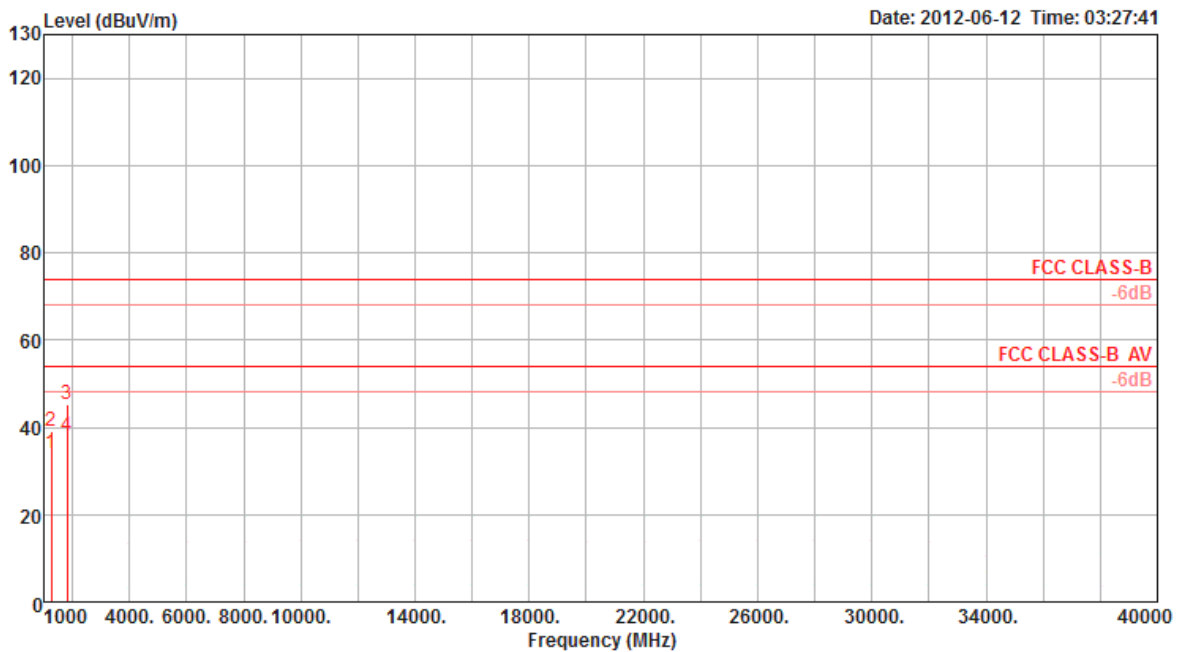
Vertical



	Freq	Level	Limit	Over	Read	Cable	Preamp	Antenna	Remark	Pol/Phase	A/Pos	T/Pos	Aux
	MHz	dBuV/m	dBuV/m	dB	dBuV	dB	dB	dB/m			cm	deg	dB
1 a	1112.40	37.10	54.00	-16.90	46.82	1.93	35.76	24.11	Average	VERTICAL	100	194	0.00
2 p	1112.55	43.85	74.00	-30.15	53.57	1.93	35.76	24.11	Peak	VERTICAL	100	194	0.00
3	1372.33	33.20	54.00	-20.80	41.33	2.15	35.27	24.99	Average	VERTICAL	100	224	0.00
4	1372.43	40.85	74.00	-33.15	48.98	2.15	35.27	24.99	Peak	VERTICAL	100	224	0.00

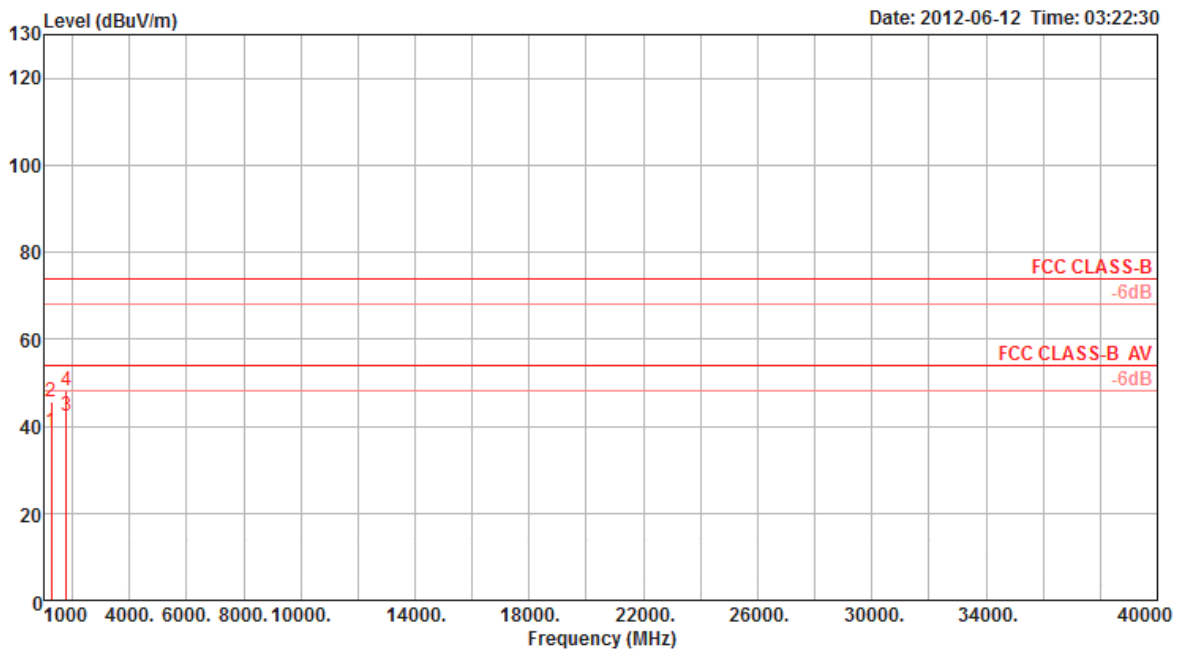
Temperature	25°C	Humidity	65%
Test Engineer	Robert Chang	Configurations	Radio 1 (5G) + Ant. 8 + USB Dongle right (2.4G)
Channel	11n : CH149 & 11b : CH6	Transmit power	11n Power : 24.12 dBm 11b Power : 25.02 dBm
Data Rate	11n : MCS8 & 11b : 1Mbps		

Horizontal



	Freq	Level	Limit	Over	Read	Cable	Preamp	Antenna	Remark	Pol/Phase	A/Pos	T/Pos	Aux
	MHz	dBuV/m	dBuV/m	dB	dBuV	Loss	Factor	Factor			cm	deg	dB
1	1260.31	34.13	54.00	-19.87	42.99	2.05	35.49	24.58	Average	HORIZONTAL	100	152	0.00
2	1261.32	39.13	74.00	-34.87	47.99	2.05	35.49	24.58	Peak	HORIZONTAL	100	152	0.00
3 p	1803.13	45.12	74.00	-28.88	50.25	2.50	34.89	27.26	Peak	HORIZONTAL	100	234	0.00
4 a	1803.44	38.14	54.00	-15.86	43.25	2.50	34.87	27.26	Average	HORIZONTAL	100	234	0.00

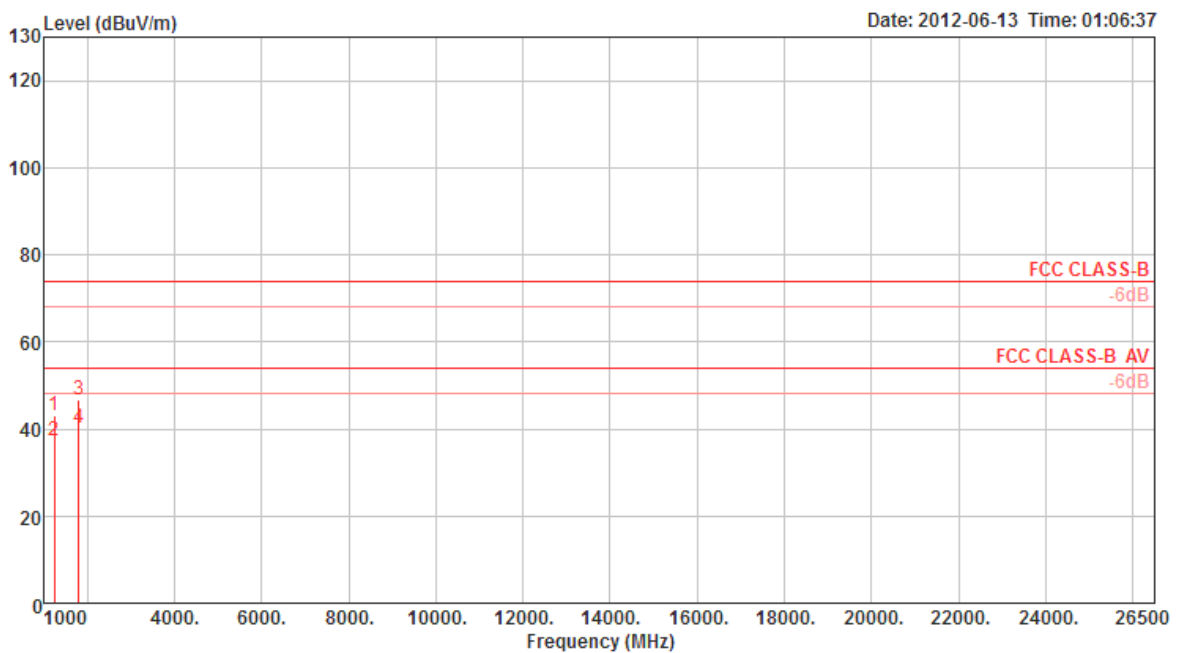
Vertical



	Freq	Level	Limit	Over	Read	Cable	Preamp	Antenna		Pol/Phase	A/Pos	T/Pos	Aux
	MHz	dBuV/m	dBuV/m	dB	dBuV	Loss	Factor	Factor	Remark		cm	deg	dB
1	1262.25	38.73	54.00	-15.27	47.59	2.05	35.49	24.58	Average	VERTICAL	100	220	0.00
2	1262.37	45.73	74.00	-28.27	54.59	2.05	35.49	24.58	Peak	VERTICAL	100	220	0.00
3 a	1801.37	42.47	54.00	-11.53	47.60	2.50	34.89	27.26	Average	VERTICAL	100	312	0.00
4 p	1801.62	48.30	74.00	-25.70	53.43	2.50	34.89	27.26	Peak	VERTICAL	100	312	0.00

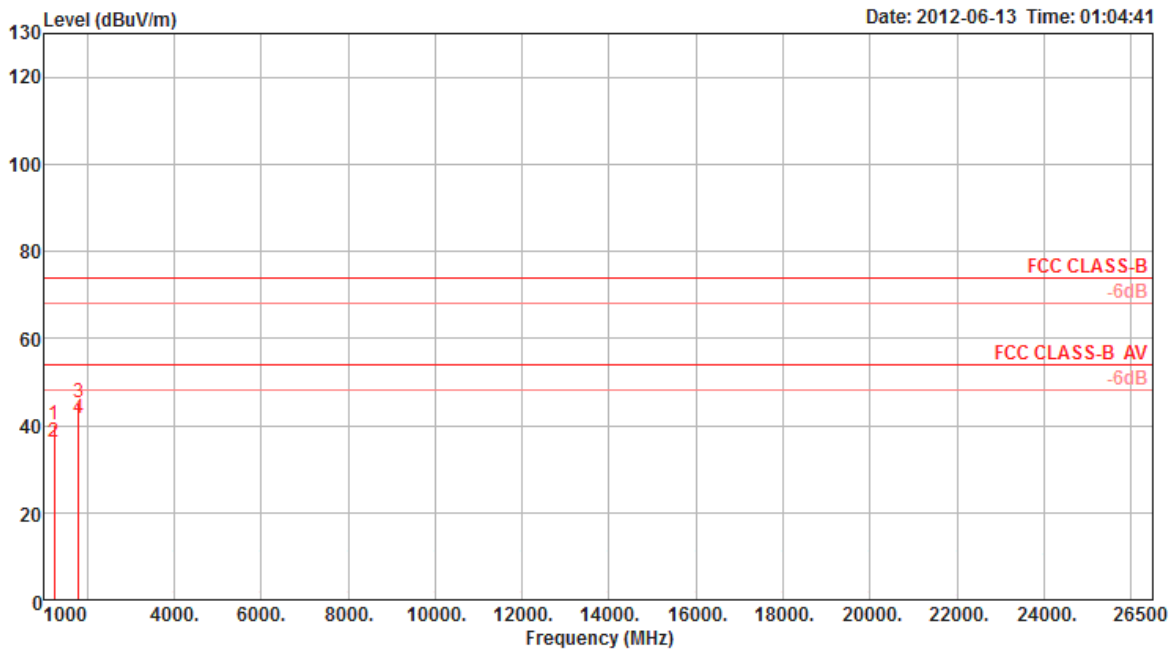
Temperature	25°C	Humidity	65%
Test Engineer	Robert Chang	Configurations	Radio 1 (2.4G) + Ant. 3 + Radio 2 (2.4G) + Ant. 4
Channel	11b : CH6 & 11b : CH6	Transmit power	11b Power : 29.82 dBm 11b Power : 29.82 dBm:
Data Rate	11b : 1Mbps & 11b : 1Mbps		

Horizontal



	Freq	Level	Limit	Over	Read	Cable	Preamp	Antenna	Remark	Pol/Phase	A/Pos	T/Pos	Aux
	MHz	dBuV/m	dBuV/m	dB	dBuV	dB	dB	dB/m			cm	deg	dB
1	1249.97	42.99	74.00	-31.01	51.85	2.05	35.49	24.58	Peak	HORIZONTAL	113	127	0.00
2	1250.00	37.13	54.00	-16.87	45.99	2.05	35.49	24.58	Average	HORIZONTAL	113	127	0.00
3 p	1807.80	46.54	74.00	-27.46	51.53	2.52	34.87	27.36	Peak	HORIZONTAL	100	296	0.00
4 a	1807.80	40.36	54.00	-13.64	45.35	2.52	34.87	27.36	Average	HORIZONTAL	100	296	0.00

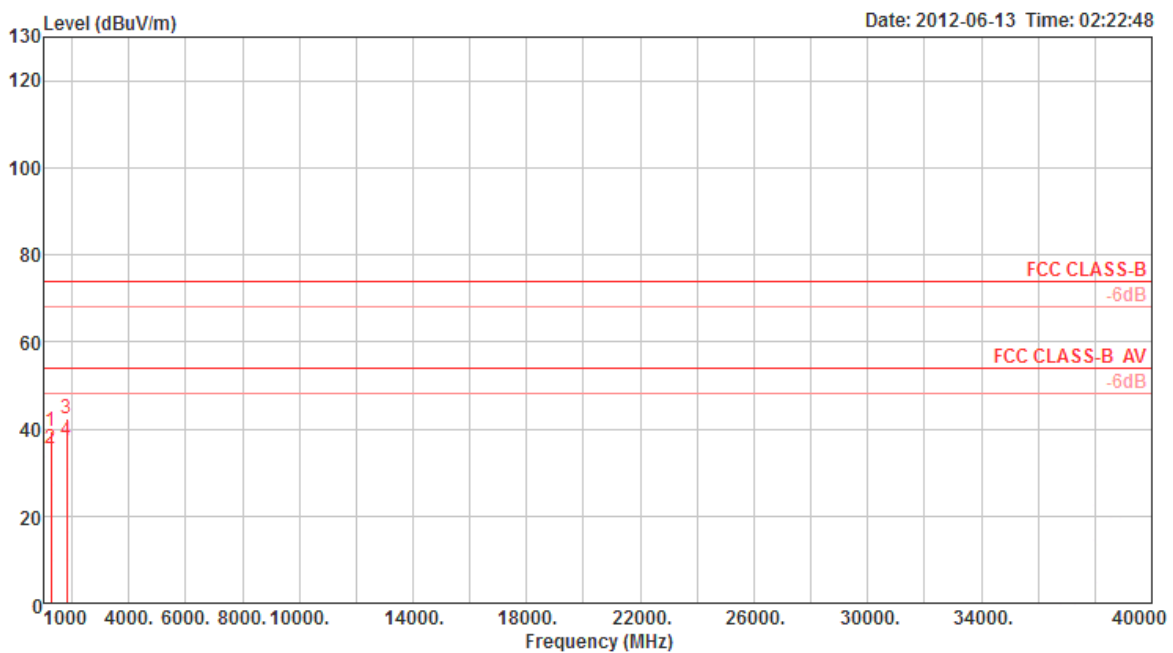
Vertical



	Freq	Level	Limit	Over	Read	Cable	Preamp	Antenna	Remark	Pol/Phase	A/Pos	T/Pos	Aux
	MHz	dBuV/m	dBuV/m	dB	dBuV	dB	dB	dB/m			cm	deg	dB
1	1249.95	40.21	74.00	-33.79	49.07	2.05	35.49	24.58	Peak	VERTICAL	109	257	0.00
2	1249.99	36.18	54.00	-17.82	45.04	2.05	35.49	24.58	Average	VERTICAL	109	257	0.00
3 p	1807.69	45.38	74.00	-28.62	50.37	2.52	34.87	27.36	Peak	VERTICAL	100	0	0.00
4 a	1807.82	41.77	54.00	-12.23	46.76	2.52	34.87	27.36	Average	VERTICAL	100	0	0.00

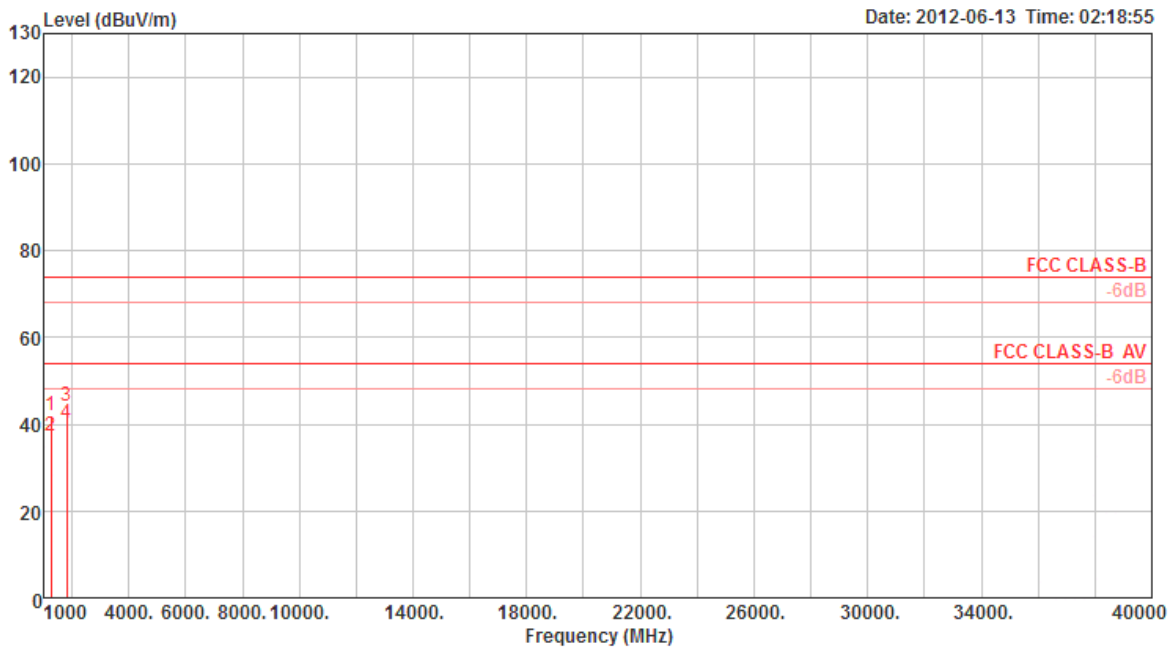
Temperature	25°C	Humidity	65%
Test Engineer	Robert Chang	Configurations	Radio 1 (5G) + Ant. 6 + Radio 2 (5G) + Ant. 8
Channel	11n : CH149 & 11n : CH149	Transmit power	11n Power : 24.12 dBm 11n Power : 24.12 dBm
Data Rate	11n : MCS8 & 11n : MCS8		

Horizontal



	Freq	Level	Limit	Over	Read	Cable	Preamp	Antenna	Remark	Pol/Phase	A/Pos	T/Pos	Aux
	MHz	dBuV/m	dBuV/m	dB	dBuV	dB	dB	dB/m			cm	deg	dB
1	1249.02	39.48	74.00	-34.52	48.34	2.05	35.49	24.58	Peak	HORIZONTAL	100	93	0.00
2	1250.02	35.44	54.00	-18.56	44.30	2.05	35.49	24.58	Average	HORIZONTAL	100	93	0.00
3 p	1807.83	42.37	74.00	-31.63	47.36	2.52	34.87	27.36	Peak	HORIZONTAL	100	113	0.00
4 a	1808.10	37.16	54.00	-16.84	42.15	2.52	34.87	27.36	Average	HORIZONTAL	100	113	0.00

Vertical



	Freq	Level	Limit	Over	Read	Cable	Preamp	Antenna	Remark	Pol/Phase	A/Pos	T/Pos	Aux
	MHz	dBuV/m	dBuV/m	dB	dBuV	dB	dB	dB/m			cm	deg	dB
1	1249.71	42.09	74.00	-31.91	50.95	2.05	35.49	24.58	Peak	VERTICAL	100	244	0.00
2	1249.82	37.14	54.00	-16.86	46.00	2.05	35.49	24.58	Average	VERTICAL	100	244	0.00
3 p	1807.22	44.11	74.00	-29.89	49.22	2.50	34.87	27.26	Peak	VERTICAL	100	309	0.00
4 a	1807.24	40.10	54.00	-13.90	45.21	2.50	34.87	27.26	Average	VERTICAL	100	309	0.00