

Appendix A. Test Photos


1. Photographs of Conducted Emissions Test Configuration

Test Mode : Mode 1

FRONT VIEW



REAR VIEW




Test Mode : Mode 2

FRONT VIEW



REAR VIEW



2. Photographs of Radiated Emissions Test Configuration

Test Configuration: 9kHz ~30MHz

FRONT VIEW




REAR VIEW




Test Configuration: 30MHz~1GHz

Test Mode : Mode 1

FRONT VIEW




REAR VIEW



Test Mode : Mode 2

FRONT VIEW




REAR VIEW




Test Configuration: Above 1GHz

Test Mode: Mode 1

FRONT VIEW



REAR VIEW



Test Mode: Mode 2

FRONT VIEW




REAR VIEW




Test Mode: Mode 3

FRONT VIEW



REAR VIEW



Test Mode: Mode 4

FRONT VIEW




REAR VIEW



Test Mode: Mode 5

FRONT VIEW




REAR VIEW




Test Mode: Mode 6

FRONT VIEW




REAR VIEW



Test Mode: Mode 7

FRONT VIEW




REAR VIEW



Test Mode: Mode 8

FRONT VIEW




REAR VIEW




Test Mode: Mode 9

FRONT VIEW




REAR VIEW



Test Mode: Mode 10

FRONT VIEW



REAR VIEW

