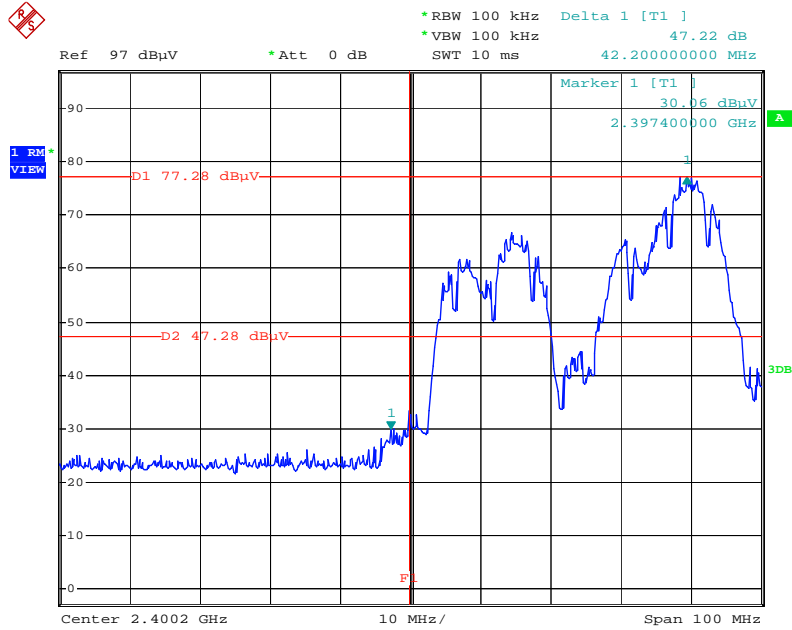
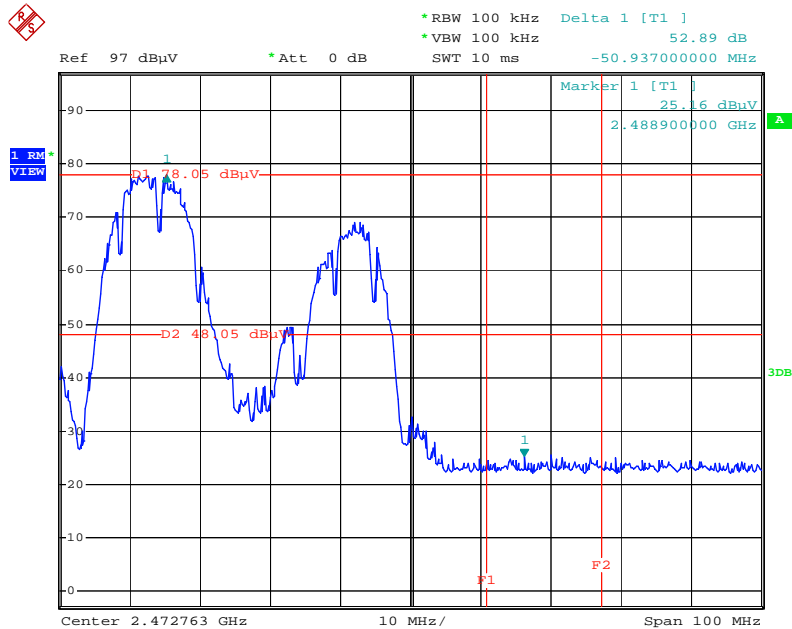


Plot on Configuration IEEE 802.11b / Chain 1 + Chain 2 / 2412 MHz (2TX)



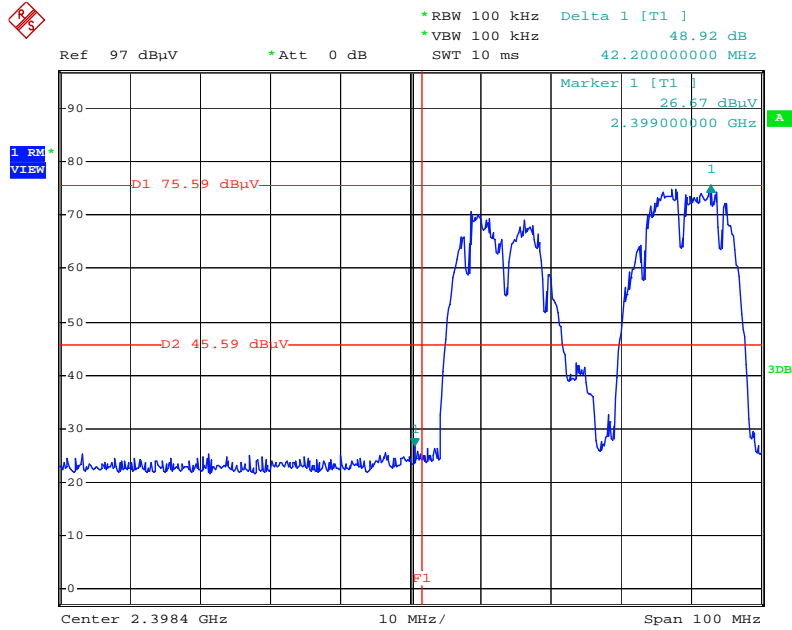
Date: 20.APR.2012 01:30:35

Plot on Configuration IEEE 802.11b / Chain 1 + Chain 2 / 2462 MHz (2TX)



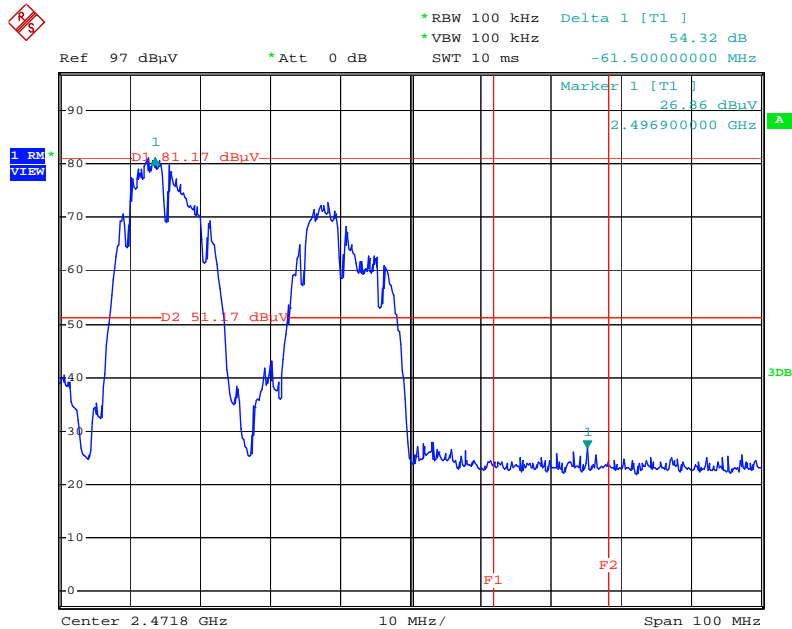
Date: 20.APR.2012 01:28:45

Plot on Configuration IEEE 802.11b / Chain 1 + Chain 2 + Chain 3 / 2412 MHz (3TX)



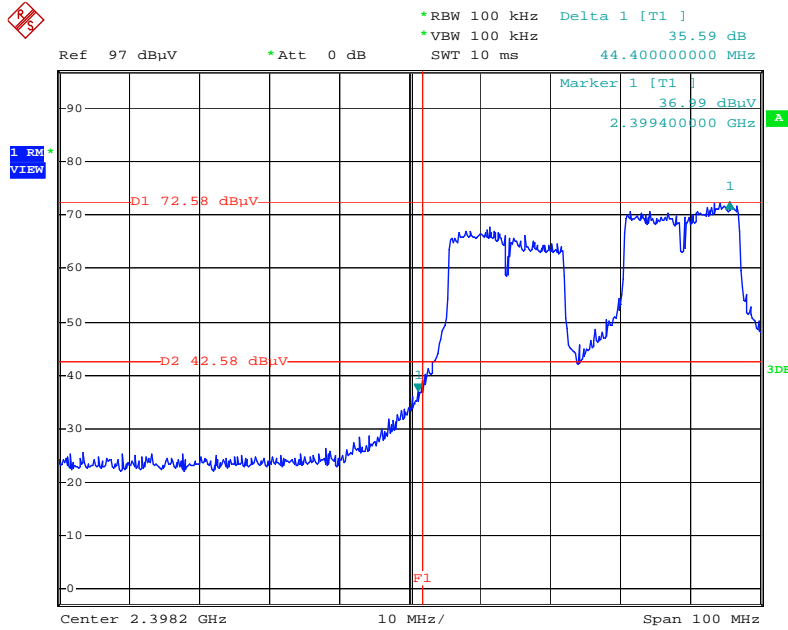
Date: 21.APR.2012 01:51:54

Plot on Configuration IEEE 802.11b / Chain 1 + Chain 2 + Chain 3 / 2462 MHz (3TX)



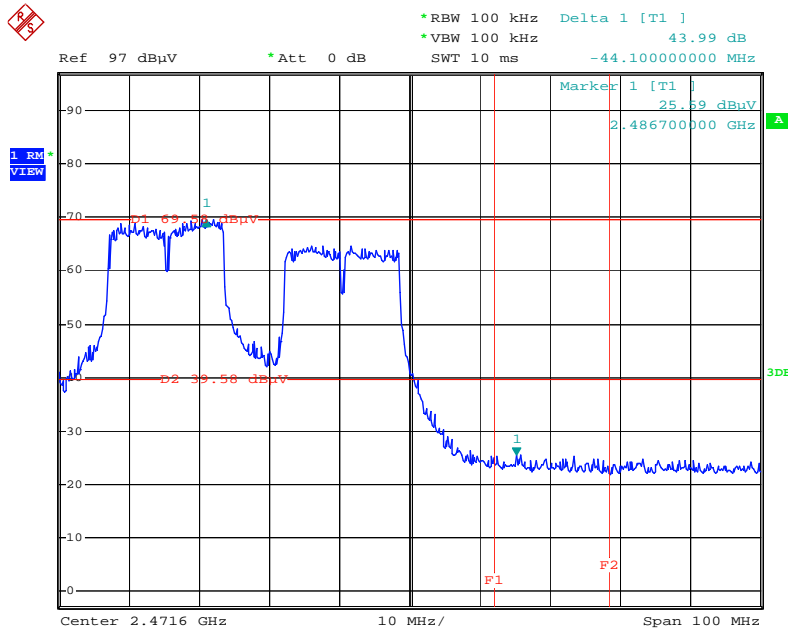
Date: 21.APR.2012 01:50:28

Plot on Configuration IEEE 802.11g / Chain 1 / 2412 MHz (1TX)



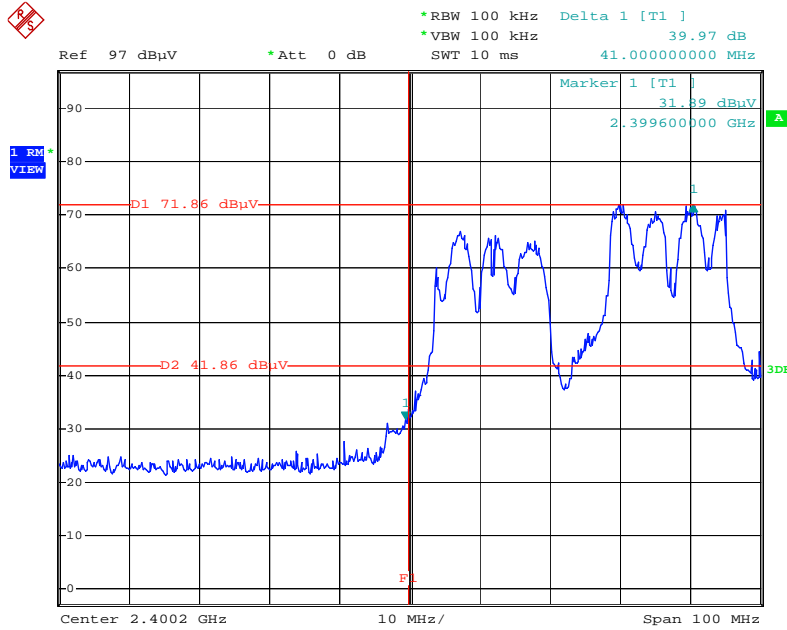
Date: 19.APR.2012 20:25:42

Plot on Configuration IEEE 802.11g / Chain 1 / 2462 MHz (1TX)



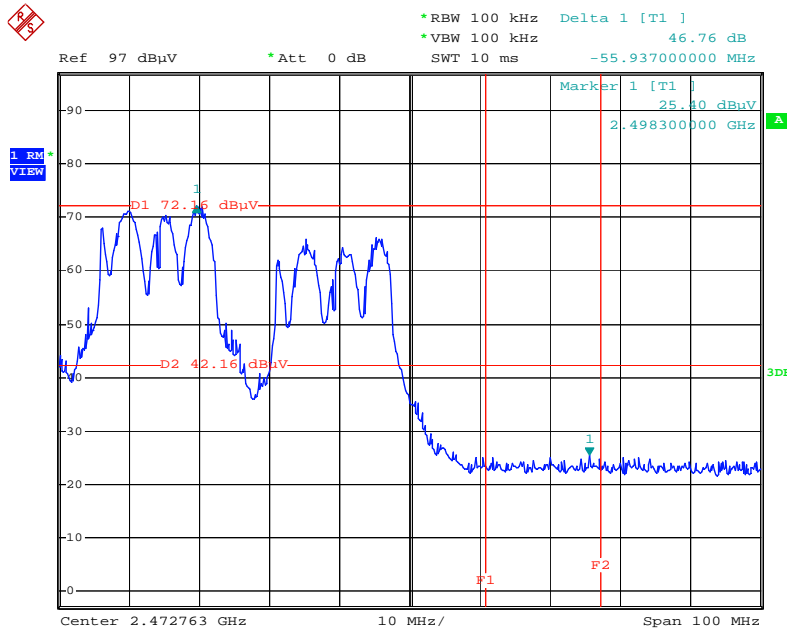
Date: 19.APR.2012 20:38:48

Plot on Configuration IEEE 802.11g / Chain 1 + Chain 2 / 2412 MHz (2TX)



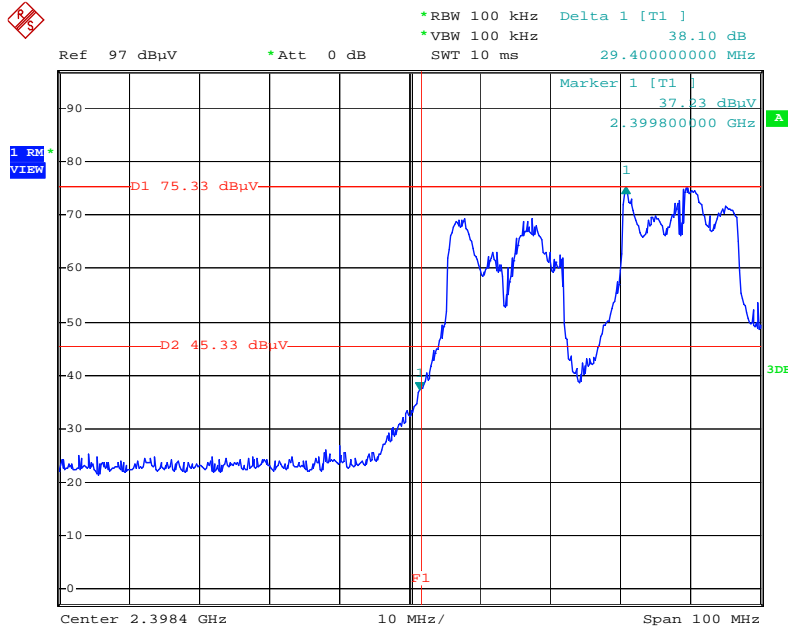
Date: 20.APR.2012 01:31:51

Plot on Configuration IEEE 802.11g / Chain 1 + Chain 2 / 2462 MHz (2TX)



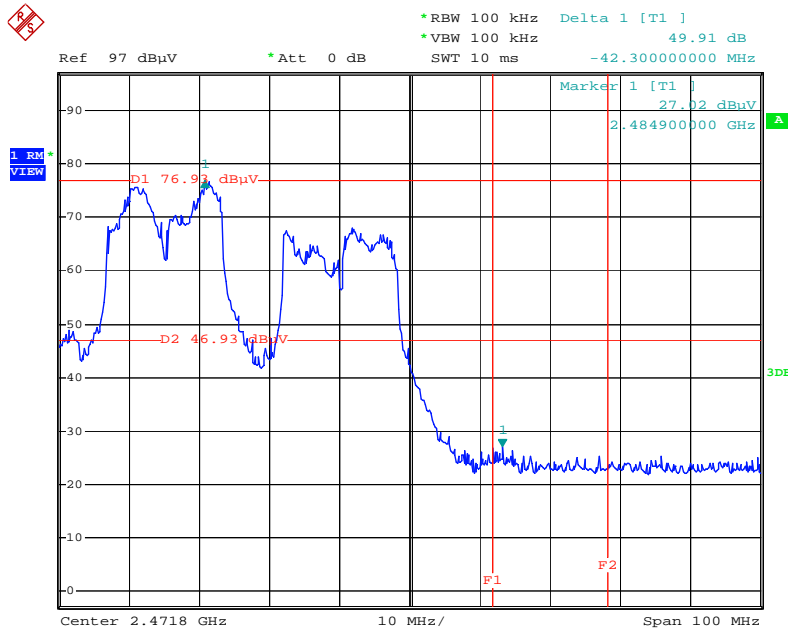
Date: 20.APR.2012 01:27:21

Plot on Configuration IEEE 802.11g / Chain 1 + Chain 2 + Chain 3 / 2412 MHz (3TX)



Date: 21.APR.2012 01:52:58

Plot on Configuration IEEE 802.11g / Chain 1 + Chain 2 + Chain 3 / 2462 MHz (3TX)



Date: 21.APR.2012 01:48:57

<b>Temperature</b>	25°C	<b>Humidity</b>	65%
<b>Test Engineer</b>	Serway Lee	<b>Configurations</b>	IEEE 802.11n MCS0 20MHz Ch 1, 6, 11 / Chain 1
<b>Test Mode</b>	Mode 3 (Ant. 3 Panel antenna / 14dBi) (1TX)		

**Channel 1**

	Freq	Level	Limit Line	Over Limit	Read Level	CableAntenna Loss	Antenna Factor	Preamp Factor	Remark	A/Pos	T/Pos	Pol/Phase
	MHz	dBuV/m	dBuV/m	dB	dBuV	dB	dB/m	dB		cm	deg	
1	2390.00	52.58	54.00	-1.42	22.19	2.22	28.17	0.00	Average	100	1	VERTICAL
2	2390.00	65.68	74.00	-8.32	35.29	2.22	28.17	0.00	Peak	100	1	VERTICAL
3	2405.60	102.62				2.22	28.21	0.00	Average	100	1	VERTICAL
4	2409.60	112.05				2.22	28.21	0.00	Peak	100	1	VERTICAL
5	2494.30	51.62	54.00	-2.38	20.94	2.27	28.41	0.00	Average	100	1	VERTICAL
6	2496.30	64.20	74.00	-9.80	33.52	2.27	28.41	0.00	Peak	100	1	VERTICAL

Item 3, 4 are the fundamental frequency at 2412 MHz.

**Channel 6**

	Freq	Level	Limit Line	Over Limit	Read Level	CableAntenna Loss	Antenna Factor	Preamp Factor	Remark	A/Pos	T/Pos	Pol/Phase
	MHz	dBuV/m	dBuV/m	dB	dBuV	dB	dB/m	dB		cm	deg	
1	2389.20	66.99	74.00	-7.01	36.61	2.21	28.17	0.00	Peak	100	6	VERTICAL
2	2390.00	50.95	54.00	-3.05	20.56	2.22	28.17	0.00	Average	100	6	VERTICAL
3	2443.00	111.06				2.24	28.29	0.00	Average	100	6	VERTICAL
4	2444.20	120.60				2.24	28.29	0.00	Peak	100	6	VERTICAL
5	2483.90	52.59	54.00	-1.41	21.96	2.26	28.37	0.00	Average	100	6	VERTICAL
6	2493.90	67.78	74.00	-6.22	37.10	2.27	28.41	0.00	Peak	100	6	VERTICAL

Item 3, 4 are the fundamental frequency at 2437MHz.

**Channel 11**

	Freq	Level	Limit Line	Over Limit	Read Level	CableAntenna Loss	Antenna Factor	Preamp Factor	Remark	A/Pos	T/Pos	Pol/Phase
	MHz	dBuV/m	dBuV/m	dB	dBuV	dB	dB/m	dB		cm	deg	
1	2382.00	48.43	54.00	-5.57	18.09	2.21	28.13	0.00	Average	143	7	VERTICAL
2	2382.00	58.97	74.00	-15.03	28.63	2.21	28.13	0.00	Peak	143	7	VERTICAL
3	2456.00	114.32				2.24	28.33	0.00	Peak	143	7	VERTICAL
4	2468.80	105.00				2.26	28.37	0.00	Average	143	7	VERTICAL
5	2483.50	52.97	54.00	-1.03	22.34	2.26	28.37	0.00	Average	143	7	VERTICAL
6	2483.50	66.27	74.00	-7.73	35.64	2.26	28.37	0.00	Peak	143	7	VERTICAL

Item 3, 4 are the fundamental frequency at 2462 MHz.

<b>Temperature</b>	25°C	<b>Humidity</b>	65%
<b>Test Engineer</b>	Serway Lee	<b>Configurations</b>	IEEE 802.11n MCS0 20MHz Ch 1, 6, 11 / Chain 1 + Chain 2
<b>Test Mode</b>	Mode 3 (Ant. 3 Panel antenna / 14dBi) (2TX)		

**Channel 1**

	Freq	Level	Limit Line	Over Limit	Read Level	CableAntenna Loss	Antenna Factor	Preamp Factor	Remark	A/Pos	T/Pos	Pol/Phase
	MHz	dBuV/m	dBuV/m	dB	dBuV	dB	dB/m	dB		cm	deg	
1	2389.60	69.70	74.00	-4.30	39.32	2.21	28.17	0.00	Peak	100	354	VERTICAL
2	2390.00	51.94	54.00	-2.06	21.55	2.22	28.17	0.00	Average	100	354	VERTICAL
3	2408.40	105.94				2.22	28.21	0.00	Average	100	354	VERTICAL
4	2408.40	116.53				2.22	28.21	0.00	Peak	100	354	VERTICAL
5	2495.50	52.60	54.00	-1.40	21.92	2.27	28.41	0.00	Average	100	354	VERTICAL
6	2495.50	62.92	74.00	-11.08	32.24	2.27	28.41	0.00	Peak	100	354	VERTICAL

Item 3, 4 are the fundamental frequency at 2412 MHz.

**Channel 6**

	Freq	Level	Limit Line	Over Limit	Read Level	CableAntenna Loss	Antenna Factor	Preamp Factor	Remark	A/Pos	T/Pos	Pol/Phase
	MHz	dBuV/m	dBuV/m	dB	dBuV	dB	dB/m	dB		cm	deg	
1	2390.00	48.28	54.00	-5.72	17.89	2.22	28.17	0.00	Average	121	354	VERTICAL
2	2390.00	59.09	74.00	-14.91	28.70	2.22	28.17	0.00	Peak	121	354	VERTICAL
3	2443.00	110.39				2.24	28.29	0.00	Average	121	354	VERTICAL
4	2443.80	120.13				2.24	28.29	0.00	Peak	121	354	VERTICAL
5	2485.90	52.09	54.00	-1.91	21.42	2.26	28.41	0.00	Average	121	354	VERTICAL
6	2485.90	64.88	74.00	-9.12	34.21	2.26	28.41	0.00	Peak	121	354	VERTICAL

Item 3, 4 are the fundamental frequency at 2437MHz.

**Channel 11**

	Freq	Level	Limit Line	Over Limit	Read Level	CableAntenna Loss	Antenna Factor	Preamp Factor	Remark	A/Pos	T/Pos	Pol/Phase
	MHz	dBuV/m	dBuV/m	dB	dBuV	dB	dB/m	dB		cm	deg	
1	2390.00	47.44	54.00	-6.56	17.05	2.22	28.17	0.00	Average	122	351	VERTICAL
2	2390.00	58.17	74.00	-15.83	27.78	2.22	28.17	0.00	Peak	122	351	VERTICAL
3	2467.20	116.02				2.26	28.33	0.00	Peak	122	351	VERTICAL
4	2468.00	106.29				2.26	28.33	0.00	Average	122	351	VERTICAL
5	2483.50	52.92	54.00	-1.08	22.29	2.26	28.37	0.00	Average	122	351	VERTICAL
6	2483.50	65.60	74.00	-8.40	34.97	2.26	28.37	0.00	Peak	122	351	VERTICAL

Item 3, 4 are the fundamental frequency at 2462 MHz.

<b>Temperature</b>	25°C	<b>Humidity</b>	65%
<b>Test Engineer</b>	Serway Lee	<b>Configurations</b>	IEEE 802.11n MCS8 20MHz Ch 1, 6, 11 / Chain 1 + Chain 2
<b>Test Mode</b>	Mode 3 (Ant. 3 Panel antenna / 14dBi) (2TX)		

**Channel 1**

	Freq	Level	Limit Line	Over Limit	Read Level	CableAntenna Loss	Antenna Factor	Preamp Factor	Remark	A/Pos	T/Pos	Pol/Phase
	MHz	dBuV/m	dBuV/m	dB	dBuV	dB	dB/m	dB		cm	deg	
1	2389.60	64.16	74.00	-9.84	33.78	2.21	28.17	0.00	Peak	122	357	VERTICAL
2	2390.00	51.24	54.00	-2.76	20.85	2.22	28.17	0.00	Average	122	357	VERTICAL
3	2406.40	114.83				2.22	28.21	0.00	Peak	122	357	VERTICAL
4	2408.40	102.97				2.22	28.21	0.00	Average	122	357	VERTICAL
5	2493.90	52.74	54.00	-1.26	22.06	2.27	28.41	0.00	Average	122	357	VERTICAL
6	2493.90	65.65	74.00	-8.35	34.97	2.27	28.41	0.00	Peak	122	357	VERTICAL

Item 3, 4 are the fundamental frequency at 2412 MHz.

**Channel 6**

	Freq	Level	Limit Line	Over Limit	Read Level	CableAntenna Loss	Antenna Factor	Preamp Factor	Remark	A/Pos	T/Pos	Pol/Phase
	MHz	dBuV/m	dBuV/m	dB	dBuV	dB	dB/m	dB		cm	deg	
1	2390.00	49.55	54.00	-4.45	19.16	2.22	28.17	0.00	Average	125	350	VERTICAL
2	2390.00	61.17	74.00	-12.83	30.78	2.22	28.17	0.00	Peak	125	350	VERTICAL
3	2439.40	120.04				2.23	28.29	0.00	Peak	125	350	VERTICAL
4	2444.20	108.10				2.24	28.29	0.00	Average	125	350	VERTICAL
5	2483.50	52.78	54.00	-1.22	22.15	2.26	28.37	0.00	Average	125	350	VERTICAL
6	2483.50	64.67	74.00	-9.33	34.04	2.26	28.37	0.00	Peak	125	350	VERTICAL

Item 3, 4 are the fundamental frequency at 2437MHz.

**Channel 11**

	Freq	Level	Limit Line	Over Limit	Read Level	CableAntenna Loss	Antenna Factor	Preamp Factor	Remark	A/Pos	T/Pos	Pol/Phase
	MHz	dBuV/m	dBuV/m	dB	dBuV	dB	dB/m	dB		cm	deg	
1	2382.40	47.52	54.00	-6.48	17.18	2.21	28.13	0.00	Average	100	352	VERTICAL
2	2382.40	57.70	74.00	-16.30	27.36	2.21	28.13	0.00	Peak	100	352	VERTICAL
3	2456.40	114.95				2.24	28.33	0.00	Peak	100	352	VERTICAL
4	2466.80	103.65				2.26	28.33	0.00	Average	100	352	VERTICAL
5	2483.50	52.71	54.00	-1.29	22.08	2.26	28.37	0.00	Average	100	352	VERTICAL
6	2483.50	64.09	74.00	-9.91	33.46	2.26	28.37	0.00	Peak	100	352	VERTICAL

Item 3, 4 are the fundamental frequency at 2462 MHz.



<b>Temperature</b>	25°C	<b>Humidity</b>	65%
<b>Test Engineer</b>	Serway Lee	<b>Configurations</b>	IEEE 802.11n MCS0 20MHz Ch 1, 6, 11 / Chain 1 + Chain 2 + Chain 3
<b>Test Mode</b>	Mode 3 (Ant. 3 Panel antenna / 14dBi) (3TX)		

**Channel 1**

	Freq	Level	Limit Line	Over Limit	Read Level	CableAntenna Loss	Antenna Factor	Preamp Factor	Remark	A/Pos	T/Pos	Pol/Phase
	MHz	dBuV/m	dBuV/m	dB	dBuV	dB	dB/m	dB		cm	deg	
1	2390.00	48.58	54.00	-5.42	18.19	2.22	28.17	0.00	Average	100	3	VERTICAL
2	2390.00	59.31	74.00	-14.69	28.92	2.22	28.17	0.00	Peak	100	3	VERTICAL
3	2404.80	104.93				2.22	28.21	0.00	Average	100	3	VERTICAL
4	2404.80	114.43				2.22	28.21	0.00	Peak	100	3	VERTICAL
5	2494.40	52.81	54.00	-1.19	22.13	2.27	28.41	0.00	Average	100	3	VERTICAL
6	2495.05	66.79	74.00	-7.21	36.11	2.27	28.41	0.00	Peak	100	3	VERTICAL

Item 3, 4 are the fundamental frequency at 2412 MHz.

**Channel 6**

	Freq	Level	Limit Line	Over Limit	Read Level	CableAntenna Loss	Antenna Factor	Preamp Factor	Remark	A/Pos	T/Pos	Pol/Phase
	MHz	dBuV/m	dBuV/m	dB	dBuV	dB	dB/m	dB		cm	deg	
1	2390.00	49.00	54.00	-5.00	18.61	2.22	28.17	0.00	Average	123	5	VERTICAL
2	2390.00	60.41	74.00	-13.59	30.02	2.22	28.17	0.00	Peak	123	5	VERTICAL
3	2442.60	111.08				2.24	28.29	0.00	Average	123	5	VERTICAL
4	2443.40	120.06				2.24	28.29	0.00	Peak	123	5	VERTICAL
5	2487.50	52.83	54.00	-1.17	22.16	2.26	28.41	0.00	Average	123	5	VERTICAL
6	2489.90	66.10	74.00	-7.90	35.43	2.26	28.41	0.00	Peak	123	5	VERTICAL

Item 3, 4 are the fundamental frequency at 2437MHz.

**Channel 11**

	Freq	Level	Limit Line	Over Limit	Read Level	CableAntenna Loss	Antenna Factor	Preamp Factor	Remark	A/Pos	T/Pos	Pol/Phase
	MHz	dBuV/m	dBuV/m	dB	dBuV	dB	dB/m	dB		cm	deg	
1	2390.00	48.78	54.00	-5.22	18.39	2.22	28.17	0.00	Average	100	354	VERTICAL
2	2390.00	60.32	74.00	-13.68	29.93	2.22	28.17	0.00	Peak	100	354	VERTICAL
3	2469.20	107.07				2.26	28.37	0.00	Average	100	354	VERTICAL
4	2469.20	116.29				2.26	28.37	0.00	Peak	100	354	VERTICAL
5	2483.50	52.89	54.00	-1.11	22.26	2.26	28.37	0.00	Average	100	354	VERTICAL
6	2483.50	65.26	74.00	-8.74	34.63	2.26	28.37	0.00	Peak	100	354	VERTICAL

Item 3, 4 are the fundamental frequency at 2462 MHz.

<b>Temperature</b>	25°C	<b>Humidity</b>	65%
<b>Test Engineer</b>	Serway Lee	<b>Configurations</b>	IEEE 802.11n MCS8 20MHz Ch 1, 6, 11 / Chain 1 + Chain 2 + Chain 3
<b>Test Mode</b>	Mode 3 (Ant. 3 Panel antenna / 14dBi) (3TX)		

**Channel 1**

	Freq	Level	Limit Line	Over Limit	Read Level	CableAntenna Loss	Antenna Factor	Preamp Factor	Remark	A/Pos	T/Pos	Pol/Phase
	MHz	dBuV/m	dBuV/m	dB	dBuV	dB	dB/m	dB		cm	deg	
1	2390.00	49.59	54.00	-4.41	19.20	2.22	28.17	0.00	Average	125	1	VERTICAL
2	2390.00	62.03	74.00	-11.97	31.64	2.22	28.17	0.00	Peak	125	1	VERTICAL
3	2416.00	112.97				2.23	28.21	0.00	Peak	125	1	VERTICAL
4	2416.80	102.59				2.23	28.21	0.00	Average	125	1	VERTICAL
5	2486.70	66.08	74.00	-7.92	35.41	2.26	28.41	0.00	Peak	125	1	VERTICAL
6	2494.70	52.69	54.00	-1.31	22.01	2.27	28.41	0.00	Average	125	1	VERTICAL

Item 3, 4 are the fundamental frequency at 2412 MHz.

**Channel 6**

	Freq	Level	Limit Line	Over Limit	Read Level	CableAntenna Loss	Antenna Factor	Preamp Factor	Remark	A/Pos	T/Pos	Pol/Phase
	MHz	dBuV/m	dBuV/m	dB	dBuV	dB	dB/m	dB		cm	deg	
1	2388.80	61.60	74.00	-12.40	31.22	2.21	28.17	0.00	Peak	122	353	VERTICAL
2	2390.00	49.57	54.00	-4.43	19.18	2.22	28.17	0.00	Average	122	353	VERTICAL
3	2443.80	108.98				2.24	28.29	0.00	Average	122	353	VERTICAL
4	2443.80	119.43				2.24	28.29	0.00	Peak	122	353	VERTICAL
5	2483.50	52.87	54.00	-1.13	22.24	2.26	28.37	0.00	Average	122	353	VERTICAL
6	2483.50	65.85	74.00	-8.15	35.22	2.26	28.37	0.00	Peak	122	353	VERTICAL

Item 3, 4 are the fundamental frequency at 2437MHz.

**Channel 11**

	Freq	Level	Limit Line	Over Limit	Read Level	CableAntenna Loss	Antenna Factor	Preamp Factor	Remark	A/Pos	T/Pos	Pol/Phase
	MHz	dBuV/m	dBuV/m	dB	dBuV	dB	dB/m	dB		cm	deg	
1	2390.00	48.24	54.00	-5.76	17.85	2.22	28.17	0.00	Average	100	358	VERTICAL
2	2390.00	59.24	74.00	-14.76	28.85	2.22	28.17	0.00	Peak	100	358	VERTICAL
3	2454.40	103.98				2.24	28.33	0.00	Average	100	358	VERTICAL
4	2462.40	115.22				2.24	28.33	0.00	Peak	100	358	VERTICAL
5	2483.50	52.52	54.00	-1.48	21.89	2.26	28.37	0.00	Average	100	358	VERTICAL
6	2483.50	63.91	74.00	-10.09	33.28	2.26	28.37	0.00	Peak	100	358	VERTICAL

Item 3, 4 are the fundamental frequency at 2462 MHz.

<b>Temperature</b>	25°C	<b>Humidity</b>	65%
<b>Test Engineer</b>	Serway Lee	<b>Configurations</b>	IEEE 802.11n MCS0 40MHz Ch 3, 6, 9 / Chain 1
<b>Test Mode</b>	Mode 3 (Ant. 3 Panel antenna / 14dBi) (1TX)		

**Channel 3**

	Freq	Level	Limit Line	Over Limit	Read Level	Cable Loss	Antenna Factor	Preamp Factor	Remark	A/Pos	T/Pos	Pol/Phase
	MHz	dBuV/m	dBuV/m	dB	dBuV	dB	dB/m	dB		cm	deg	
1	2389.20	71.09	74.00	-2.91	40.71	2.21	28.17	0.00	Peak	121	8	VERTICAL
2	2390.00	52.69	54.00	-1.31	22.30	2.22	28.17	0.00	Average	121	8	VERTICAL
3	2436.00	106.30				2.23	28.29	0.00	Peak	121	8	VERTICAL
4	2439.20	96.56				2.23	28.29	0.00	Average	121	8	VERTICAL

Item 3, 4 are the fundamental frequency at 2422 MHz.

**Channel 6**

	Freq	Level	Limit Line	Over Limit	Read Level	Cable Loss	Antenna Factor	Preamp Factor	Remark	A/Pos	T/Pos	Pol/Phase
	MHz	dBuV/m	dBuV/m	dB	dBuV	dB	dB/m	dB		cm	deg	
1	2389.20	67.80	74.00	-6.20	37.42	2.21	28.17	0.00	Peak	121	3	VERTICAL
2	2390.00	52.41	54.00	-1.59	22.02	2.22	28.17	0.00	Average	121	3	VERTICAL
3	2453.00	103.71				2.24	28.33	0.00	Average	121	3	VERTICAL
4	2453.00	113.53				2.24	28.33	0.00	Peak	121	3	VERTICAL
5	2483.50	52.36	54.00	-1.64	21.73	2.26	28.37	0.00	Average	121	3	VERTICAL
6	2485.10	67.42	74.00	-6.58	36.75	2.26	28.41	0.00	Peak	121	3	VERTICAL

Item 3, 4 are the fundamental frequency at 2437MHz.

**Channel 9**

	Freq	Level	Limit Line	Over Limit	Read Level	Cable Loss	Antenna Factor	Preamp Factor	Remark	A/Pos	T/Pos	Pol/Phase
	MHz	dBuV/m	dBuV/m	dB	dBuV	dB	dB/m	dB		cm	deg	
1	2468.80	91.04				2.26	28.38	0.00	Peak	101	55	HORIZONTAL
2	2469.20	82.37				2.26	28.38	0.00	Average	101	55	HORIZONTAL
3	2483.50	43.91	54.00	-10.09	13.27	2.26	28.38	0.00	Average	101	55	HORIZONTAL
4	2483.50	57.49	74.00	-16.51	26.85	2.26	28.38	0.00	Peak	101	55	HORIZONTAL

Item 1, 2 are the fundamental frequency at 2452 MHz.

<b>Temperature</b>	25°C	<b>Humidity</b>	65%
<b>Test Engineer</b>	Serway Lee	<b>Configurations</b>	IEEE 802.11n MCS0 40MHz Ch 3, 6, 9 / Chain 1 + Chain 2
<b>Test Mode</b>	Mode 3 (Ant. 3 Panel antenna / 14dBi) (2TX)		

**Channel 3**

	Freq	Level	Limit Line	Over Limit	Read Level	Cable Loss	Antenna Factor	Preamp Factor	Remark	A/Pos	T/Pos	Pol/Phase
	MHz	dBuV/m	dBuV/m	dB	dBuV	dB	dB/m	dB		cm	deg	
1	2390.00	52.34	54.00	-1.66	21.95	2.22	28.17	0.00	Average	121	352	VERTICAL
2	2390.00	71.17	74.00	-2.83	40.78	2.22	28.17	0.00	Peak	121	352	VERTICAL
3	2406.00	99.35				2.22	28.21	0.00	Average	121	352	VERTICAL
4	2408.40	109.85				2.22	28.21	0.00	Peak	121	352	VERTICAL
5	2492.70	50.82	54.00	-3.18	20.14	2.27	28.41	0.00	Average	121	352	VERTICAL
6	2492.70	62.53	74.00	-11.47	31.85	2.27	28.41	0.00	Peak	121	352	VERTICAL

Item 3, 4 are the fundamental frequency at 2422 MHz.

**Channel 6**

	Freq	Level	Limit Line	Over Limit	Read Level	Cable Loss	Antenna Factor	Preamp Factor	Remark	A/Pos	T/Pos	Pol/Phase
	MHz	dBuV/m	dBuV/m	dB	dBuV	dB	dB/m	dB		cm	deg	
1	2390.00	48.34	54.00	-5.66	17.95	2.22	28.17	0.00	Average	120	351	VERTICAL
2	2390.00	59.14	74.00	-14.86	28.75	2.22	28.17	0.00	Peak	120	351	VERTICAL
3	2441.00	103.72				2.24	28.29	0.00	Average	120	351	VERTICAL
4	2441.80	113.33				2.24	28.29	0.00	Peak	120	351	VERTICAL
5	2483.50	52.87	54.00	-1.13	22.24	2.26	28.37	0.00	Average	120	351	VERTICAL
6	2483.50	66.17	74.00	-7.83	35.54	2.26	28.37	0.00	Peak	120	351	VERTICAL

Item 3, 4 are the fundamental frequency at 2437MHz.

**Channel 9**

	Freq	Level	Limit Line	Over Limit	Read Level	Cable Loss	Antenna Factor	Preamp Factor	Remark	A/Pos	T/Pos	Pol/Phase
	MHz	dBuV/m	dBuV/m	dB	dBuV	dB	dB/m	dB		cm	deg	
1	2468.00	97.97				2.26	28.33	0.00	Average	121	360	VERTICAL
2	2469.20	107.81				2.26	28.37	0.00	Peak	121	360	VERTICAL
3	2483.50	52.52	54.00	-1.48	21.89	2.26	28.37	0.00	Average	121	360	VERTICAL
4	2483.50	70.64	74.00	-3.36	40.01	2.26	28.37	0.00	Peak	121	360	VERTICAL

Item 1, 2 are the fundamental frequency at 2452 MHz.

<b>Temperature</b>	25°C	<b>Humidity</b>	65%
<b>Test Engineer</b>	Serway Lee	<b>Configurations</b>	IEEE 802.11n MCS8 40MHz Ch 3, 6, 9 / Chain 1 + Chain 2
<b>Test Mode</b>	Mode 3 (Ant. 3 Panel antenna / 14dBi) (2TX)		

**Channel 3**

	Freq	Level	Limit Line	Over Limit	Read Level	CableAntenna Loss	Antenna Factor	Preamp Factor	Remark	A/Pos	T/Pos	Pol/Phase
	MHz	dBuV/m	dBuV/m	dB	dBuV	dB	dB/m	dB		cm	deg	
1	2389.20	65.45	74.00	-8.55	35.07	2.21	28.17	0.00	Peak	151	315	HORIZONTAL
2	2390.00	52.45	54.00	-1.55	22.06	2.22	28.17	0.00	Average	151	315	HORIZONTAL
3	2408.20	100.54				2.22	28.21	0.00	Average	151	315	HORIZONTAL
4	2408.40	112.33				2.22	28.21	0.00	Peak	151	315	HORIZONTAL

Item 3, 4 are the fundamental frequency at 2422 MHz.

**Channel 6**

	Freq	Level	Limit Line	Over Limit	Read Level	CableAntenna Loss	Antenna Factor	Preamp Factor	Remark	A/Pos	T/Pos	Pol/Phase
	MHz	dBuV/m	dBuV/m	dB	dBuV	dB	dB/m	dB		cm	deg	
1	2388.80	66.73	74.00	-7.27	36.35	2.21	28.17	0.00	Peak	100	42	HORIZONTAL
2	2390.00	50.94	54.00	-3.06	20.55	2.22	28.17	0.00	Average	100	42	HORIZONTAL
3	2430.20	116.68				2.23	28.25	0.00	Peak	100	42	HORIZONTAL
4	2442.40	105.63				2.24	28.29	0.00	Average	100	42	HORIZONTAL
5	2483.50	52.39	54.00	-1.61	21.75	2.26	28.38	0.00	Average	100	42	HORIZONTAL
6	2484.90	68.60	74.00	-5.40	37.96	2.26	28.38	0.00	Peak	100	42	HORIZONTAL

Item 3, 4 are the fundamental frequency at 2437MHz.

**Channel 9**

	Freq	Level	Limit Line	Over Limit	Read Level	CableAntenna Loss	Antenna Factor	Preamp Factor	Remark	A/Pos	T/Pos	Pol/Phase
	MHz	dBuV/m	dBuV/m	dB	dBuV	dB	dB/m	dB		cm	deg	
1	2456.40	112.95				2.24	28.33	0.00	Peak	158	31	HORIZONTAL
2	2456.80	100.76				2.24	28.33	0.00	Average	158	31	HORIZONTAL
3	2483.50	52.35	54.00	-1.65	21.71	2.26	28.38	0.00	Average	158	31	HORIZONTAL
4	2487.30	69.33	74.00	-4.67	38.65	2.26	28.42	0.00	Peak	158	31	HORIZONTAL

Item 1, 2 are the fundamental frequency at 2452 MHz.

<b>Temperature</b>	25°C	<b>Humidity</b>	65%
<b>Test Engineer</b>	Serway Lee	<b>Configurations</b>	IEEE 802.11n MCS0 40MHz Ch 3, 6, 9 / Chain 1 + Chain 2 + Chain 3
<b>Test Mode</b>	Mode 3 (Ant. 3 Panel antenna / 14dBi) (3TX)		

**Channel 3**

	Freq	Level	Limit Line	Over Limit	Read Level	Cable Loss	Antenna Factor	Preamp Factor	Remark	A/Pos	T/Pos	Pol/Phase
	MHz	dBuV/m	dBuV/m	dB	dBuV	dB	dB/m	dB		cm	deg	
1	2390.00	52.73	54.00	-1.27	22.34	2.22	28.17	0.00	Average	125	354	VERTICAL
2	2390.00	70.37	74.00	-3.63	39.98	2.22	28.17	0.00	Peak	125	354	VERTICAL
3	2430.80	101.12				2.23	28.25	0.00	Average	125	354	VERTICAL
4	2430.80	110.70				2.23	28.25	0.00	Peak	125	354	VERTICAL
5	2488.70	50.13	54.00	-3.87	19.46	2.26	28.41	0.00	Average	125	354	VERTICAL
6	2489.90	63.43	74.00	-10.57	32.76	2.26	28.41	0.00	Peak	125	354	VERTICAL

Item 3, 4 are the fundamental frequency at 2422 MHz.

**Channel 6**

	Freq	Level	Limit Line	Over Limit	Read Level	Cable Loss	Antenna Factor	Preamp Factor	Remark	A/Pos	T/Pos	Pol/Phase
	MHz	dBuV/m	dBuV/m	dB	dBuV	dB	dB/m	dB		cm	deg	
1	2390.00	49.42	54.00	-4.58	19.03	2.22	28.17	0.00	Average	100	348	VERTICAL
2	2390.00	61.19	74.00	-12.81	30.80	2.22	28.17	0.00	Peak	100	348	VERTICAL
3	2441.40	104.40				2.24	28.29	0.00	Average	100	348	VERTICAL
4	2441.40	114.08				2.24	28.29	0.00	Peak	100	348	VERTICAL
5	2483.50	52.75	54.00	-1.25	22.12	2.26	28.37	0.00	Average	100	348	VERTICAL
6	2485.50	65.11	74.00	-8.89	34.44	2.26	28.41	0.00	Peak	100	348	VERTICAL

Item 3, 4 are the fundamental frequency at 2437MHz.

**Channel 9**

	Freq	Level	Limit Line	Over Limit	Read Level	Cable Loss	Antenna Factor	Preamp Factor	Remark	A/Pos	T/Pos	Pol/Phase
	MHz	dBuV/m	dBuV/m	dB	dBuV	dB	dB/m	dB		cm	deg	
1	2390.00	42.17	54.00	-11.83	11.78	2.22	28.17	0.00	Average	100	34	HORIZONTAL
2	2390.00	53.52	74.00	-20.48	23.13	2.22	28.17	0.00	Peak	100	34	HORIZONTAL
3	2468.80	89.90				2.26	28.38	0.00	Peak	100	34	HORIZONTAL
4	2469.20	80.52				2.26	28.38	0.00	Average	100	34	HORIZONTAL
5	2483.50	43.11	54.00	-10.89	12.47	2.26	28.38	0.00	Average	100	34	HORIZONTAL
6	2483.50	52.54	74.00	-21.46	21.90	2.26	28.38	0.00	Peak	100	34	HORIZONTAL

Item 3, 4 are the fundamental frequency at 2452 MHz.

<b>Temperature</b>	25°C	<b>Humidity</b>	65%
<b>Test Engineer</b>	Serway Lee	<b>Configurations</b>	IEEE 802.11n MCS8 40MHz Ch 3, 6, 9 / Chain 1 + Chain 2 + Chain 3
<b>Test Mode</b>	Mode 3 (Ant. 3 Panel antenna / 14dBi) (3TX)		

**Channel 3**

	Freq	Level	Limit Line	Over Limit	Read Level	Cable Loss	Antenna Factor	Preamp Factor	Remark	A/Pos	T/Pos	Pol/Phase
	MHz	dBuV/m	dBuV/m	dB	dBuV	dB	dB/m	dB		cm	deg	
1	2390.00	52.64	54.00	-1.36	22.25	2.22	28.17	0.00	Average	100	354	VERTICAL
2	2390.00	68.88	74.00	-5.12	38.49	2.22	28.17	0.00	Peak	100	354	VERTICAL
3	2430.80	110.05				2.23	28.25	0.00	Peak	100	354	VERTICAL
4	2439.20	99.12				2.23	28.29	0.00	Average	100	354	VERTICAL
5	2483.50	50.05	54.00	-3.95	19.42	2.26	28.37	0.00	Average	100	354	VERTICAL
6	2493.10	64.67	74.00	-9.33	33.99	2.27	28.41	0.00	Peak	100	354	VERTICAL

Item 3, 4 are the fundamental frequency at 2422 MHz.

**Channel 6**

	Freq	Level	Limit Line	Over Limit	Read Level	Cable Loss	Antenna Factor	Preamp Factor	Remark	A/Pos	T/Pos	Pol/Phase
	MHz	dBuV/m	dBuV/m	dB	dBuV	dB	dB/m	dB		cm	deg	
1	2390.00	50.49	54.00	-3.51	20.10	2.22	28.17	0.00	Average	124	355	VERTICAL
2	2390.00	62.18	74.00	-11.82	31.79	2.22	28.17	0.00	Peak	124	355	VERTICAL
3	2439.40	114.61				2.23	28.29	0.00	Peak	124	355	VERTICAL
4	2452.60	103.98				2.24	28.33	0.00	Average	124	355	VERTICAL
5	2483.50	52.71	54.00	-1.29	22.08	2.26	28.37	0.00	Average	124	355	VERTICAL
6	2483.50	64.94	74.00	-9.06	34.31	2.26	28.37	0.00	Peak	124	355	VERTICAL

Item 3, 4 are the fundamental frequency at 2437MHz.

**Channel 9**

	Freq	Level	Limit Line	Over Limit	Read Level	Cable Loss	Antenna Factor	Preamp Factor	Remark	A/Pos	T/Pos	Pol/Phase
	MHz	dBuV/m	dBuV/m	dB	dBuV	dB	dB/m	dB		cm	deg	
1	2390.00	45.89	54.00	-8.11	15.50	2.22	28.17	0.00	Average	122	354	VERTICAL
2	2390.00	56.90	74.00	-17.10	26.51	2.22	28.17	0.00	Peak	122	354	VERTICAL
3	2468.80	97.64				2.26	28.37	0.00	Average	122	354	VERTICAL
4	2469.20	106.80				2.26	28.37	0.00	Peak	122	354	VERTICAL
5	2483.50	52.44	54.00	-1.56	21.81	2.26	28.37	0.00	Average	122	354	VERTICAL
6	2483.50	70.79	74.00	-3.21	40.16	2.26	28.37	0.00	Peak	122	354	VERTICAL

Item 3, 4 are the fundamental frequency at 2452 MHz.

Note:

Emission level (dBuV/m) = 20 log Emission level (uV/m).

Corrected Reading: Antenna Factor + Cable Loss + Read Level - Preamp Factor = Level.

<b>Temperature</b>	25°C	<b>Humidity</b>	65%
<b>Test Engineer</b>	Serway Lee	<b>Configurations</b>	IEEE 802.11b CH 1, 6, 11 / Chain 1
<b>Test Mode</b>	Mode 3 (Ant. 3 Panel antenna / 14dBi) (1TX)		

**Channel 1**

	Freq	Level	Limit Line	Over Limit	Read Level	Cable Loss	Antenna Factor	Preamp Factor	Remark	A/Pos	T/Pos	Pol/Phase
	MHz	dBuV/m	dBuV/m	dB	dBuV	dB	dB/m	dB		cm	deg	
1	2388.80	55.53	74.00	-18.47	25.15	2.21	28.17	0.00	Peak	157	1	VERTICAL
2	2390.00	44.59	54.00	-9.41	14.20	2.22	28.17	0.00	Average	157	1	VERTICAL
3	2410.40	102.81				2.22	28.21	0.00	Average	157	1	VERTICAL
4	2411.20	106.47				2.22	28.21	0.00	Peak	157	1	VERTICAL
5	2498.30	52.58	54.00	-1.42	21.90	2.27	28.41	0.00	Average	157	1	VERTICAL
6	2499.10	61.59	74.00	-12.41	30.91	2.27	28.41	0.00	Peak	157	1	VERTICAL

Item 3, 4 are the fundamental frequency at 2412 MHz.

**Channel 6**

	Freq	Level	Limit Line	Over Limit	Read Level	Cable Loss	Antenna Factor	Preamp Factor	Remark	A/Pos	T/Pos	Pol/Phase
	MHz	dBuV/m	dBuV/m	dB	dBuV	dB	dB/m	dB		cm	deg	
1	2390.00	49.56	54.00	-4.44	19.17	2.22	28.17	0.00	Average	152	360	VERTICAL
2	2390.00	59.56	74.00	-14.44	29.17	2.22	28.17	0.00	Peak	152	360	VERTICAL
3	2435.40	113.13				2.23	28.29	0.00	Average	152	360	VERTICAL
4	2438.20	116.83				2.23	28.29	0.00	Peak	152	360	VERTICAL
5	2483.50	52.87	54.00	-1.13	22.24	2.26	28.37	0.00	Average	152	360	VERTICAL
6	2483.50	64.49	74.00	-9.51	33.86	2.26	28.37	0.00	Peak	152	360	VERTICAL

Item 3, 4 are the fundamental frequency at 2437 MHz.

**Channel 11**

	Freq	Level	Limit Line	Over Limit	Read Level	Cable Loss	Antenna Factor	Preamp Factor	Remark	A/Pos	T/Pos	Pol/Phase
	MHz	dBuV/m	dBuV/m	dB	dBuV	dB	dB/m	dB		cm	deg	
1	2377.60	60.85	74.00	-13.15	30.51	2.21	28.13	0.00	Peak	151	4	VERTICAL
2	2378.00	52.94	54.00	-1.06	22.60	2.21	28.13	0.00	Average	151	4	VERTICAL
3	2462.80	114.62				2.24	28.33	0.00	Peak	151	4	VERTICAL
4	2463.60	110.83				2.24	28.33	0.00	Average	151	4	VERTICAL
5	2483.50	51.14	54.00	-2.86	20.51	2.26	28.37	0.00	Average	151	4	VERTICAL
6	2483.50	60.56	74.00	-13.44	29.93	2.26	28.37	0.00	Peak	151	4	VERTICAL

Item 3, 4 are the fundamental frequency at 2462 MHz.



<b>Temperature</b>	25°C	<b>Humidity</b>	65%
<b>Test Engineer</b>	Serway Lee	<b>Configurations</b>	IEEE 802.11b CH 1, 6, 11 / Chain 1 + Chain 2
<b>Test Mode</b>	Mode 3 (Ant. 3 Panel antenna / 14dBi) (2TX)		

**Channel 1**

	Freq	Level	Limit Line	Over Limit	Read Level	CableAntenna Loss	Antenna Factor	Preamp Factor	Remark	A/Pos	T/Pos	Pol/Phase
	MHz	dBuV/m	dBuV/m	dB	dBuV	dB	dB/m	dB		cm	deg	
1	2390.00	46.12	54.00	-7.88	15.73	2.22	28.17	0.00	Average	123	354	VERTICAL
2	2390.00	56.44	74.00	-17.56	26.05	2.22	28.17	0.00	Peak	123	354	VERTICAL
3	2411.20	109.15				2.22	28.21	0.00	Average	123	354	VERTICAL
4	2411.20	113.05				2.22	28.21	0.00	Peak	123	354	VERTICAL
5	2495.10	64.58	74.00	-9.42	33.90	2.27	28.41	0.00	Peak	123	354	VERTICAL
6	2496.00	52.81	54.00	-1.19	22.13	2.27	28.41	0.00	Average	123	354	VERTICAL

Item 3, 4 are the fundamental frequency at 2412 MHz.

**Channel 6**

	Freq	Level	Limit Line	Over Limit	Read Level	CableAntenna Loss	Antenna Factor	Preamp Factor	Remark	A/Pos	T/Pos	Pol/Phase
	MHz	dBuV/m	dBuV/m	dB	dBuV	dB	dB/m	dB		cm	deg	
1	2390.00	49.02	54.00	-4.98	18.63	2.22	28.17	0.00	Average	145	7	VERTICAL
2	2390.00	59.36	74.00	-14.64	28.97	2.22	28.17	0.00	Peak	145	7	VERTICAL
3	2437.80	121.81				2.23	28.29	0.00	Peak	145	7	VERTICAL
4	2438.60	117.97				2.23	28.29	0.00	Average	145	7	VERTICAL
5	2483.50	52.36	54.00	-1.64	21.73	2.26	28.37	0.00	Average	145	7	VERTICAL
6	2486.70	65.44	74.00	-8.56	34.77	2.26	28.41	0.00	Peak	145	7	VERTICAL

Item 3, 4 are the fundamental frequency at 2437 MHz.

**Channel 11**

	Freq	Level	Limit Line	Over Limit	Read Level	CableAntenna Loss	Antenna Factor	Preamp Factor	Remark	A/Pos	T/Pos	Pol/Phase
	MHz	dBuV/m	dBuV/m	dB	dBuV	dB	dB/m	dB		cm	deg	
1	2377.20	49.98	54.00	-4.02	19.64	2.21	28.13	0.00	Average	119	5	VERTICAL
2	2377.20	58.50	74.00	-15.50	28.16	2.21	28.13	0.00	Peak	119	5	VERTICAL
3	2463.20	117.80				2.24	28.33	0.00	Peak	119	5	VERTICAL
4	2463.60	114.12				2.24	28.33	0.00	Average	119	5	VERTICAL
5	2483.50	52.39	54.00	-1.61	21.76	2.26	28.37	0.00	Average	119	5	VERTICAL
6	2484.30	64.11	74.00	-9.89	33.48	2.26	28.37	0.00	Peak	119	5	VERTICAL

Item 3, 4 are the fundamental frequency at 2462 MHz.

<b>Temperature</b>	25°C	<b>Humidity</b>	65%
<b>Test Engineer</b>	Serway Lee	<b>Configurations</b>	IEEE 802.11b CH 1, 6, 11 / Chain 1 + Chain 2 + Chain 3
<b>Test Mode</b>	Mode 3 (Ant. 3 Panel antenna / 14dBi) (3TX)		

**Channel 1**

	Freq	Level	Limit Line	Over Limit	Read Level	CableAntenna Loss	Antenna Factor	Preamp Factor	Remark	A/Pos	T/Pos	Pol/Phase
	MHz	dBuV/m	dBuV/m	dB	dBuV	dB	dB/m	dB		cm	deg	
1	2388.80	59.76	74.00	-14.24	29.38	2.21	28.17	0.00	Peak	100	330	VERTICAL
2	2390.00	46.48	54.00	-7.52	16.09	2.22	28.17	0.00	Average	100	330	VERTICAL
3	2411.20	108.70				2.22	28.21	0.00	Average	100	330	VERTICAL
4	2411.20	112.56				2.22	28.21	0.00	Peak	100	330	VERTICAL
5	2493.90	64.97	74.00	-9.03	34.29	2.27	28.41	0.00	Peak	100	330	VERTICAL
6	2495.50	52.74	54.00	-1.26	22.06	2.27	28.41	0.00	Average	100	330	VERTICAL

Item 3, 4 are the fundamental frequency at 2412 MHz.

**Channel 6**

	Freq	Level	Limit Line	Over Limit	Read Level	CableAntenna Loss	Antenna Factor	Preamp Factor	Remark	A/Pos	T/Pos	Pol/Phase
	MHz	dBuV/m	dBuV/m	dB	dBuV	dB	dB/m	dB		cm	deg	
1	2390.00	49.18	54.00	-4.82	18.79	2.22	28.17	0.00	Average	100	328	VERTICAL
2	2390.00	60.07	74.00	-13.93	29.68	2.22	28.17	0.00	Peak	100	328	VERTICAL
3	2439.80	117.56				2.23	28.29	0.00	Average	100	328	VERTICAL
4	2439.80	121.36				2.23	28.29	0.00	Peak	100	328	VERTICAL
5	2483.50	52.79	54.00	-1.21	22.16	2.26	28.37	0.00	Average	100	328	VERTICAL
6	2485.90	63.17	74.00	-10.83	32.50	2.26	28.41	0.00	Peak	100	328	VERTICAL

Item 3, 4 are the fundamental frequency at 2437 MHz.

**Channel 11**

	Freq	Level	Limit Line	Over Limit	Read Level	CableAntenna Loss	Antenna Factor	Preamp Factor	Remark	A/Pos	T/Pos	Pol/Phase
	MHz	dBuV/m	dBuV/m	dB	dBuV	dB	dB/m	dB		cm	deg	
1	2377.20	52.61	54.00	-1.39	22.27	2.21	28.13	0.00	Average	100	331	VERTICAL
2	2377.20	59.58	74.00	-14.42	29.24	2.21	28.13	0.00	Peak	100	331	VERTICAL
3	2459.60	118.51				2.24	28.33	0.00	Peak	100	331	VERTICAL
4	2460.00	114.93				2.24	28.33	0.00	Average	100	331	VERTICAL
5	2483.50	52.61	54.00	-1.39	21.98	2.26	28.37	0.00	Average	100	331	VERTICAL
6	2483.50	63.65	74.00	-10.35	33.02	2.26	28.37	0.00	Peak	100	331	VERTICAL

Item 3, 4 are the fundamental frequency at 2462 MHz.

<b>Temperature</b>	25°C	<b>Humidity</b>	65%
<b>Test Engineer</b>	Serway Lee	<b>Configurations</b>	IEEE 802.11g CH 1, 6, 11 / Chain 1
<b>Test Moe</b>	Mode 3 (Ant. 3 Panel antenna / 14dBi) (1TX)		

**Channel 1**

	Freq	Level	Limit Line	Over Limit	Read Level	Cable Loss	Antenna Factor	Preamp Factor	Remark	A/Pos	T/Pos	Pol/Phase
	MHz	dBuV/m	dBuV/m	dB	dBuV	dB	dB/m	dB		cm	deg	
1	2389.60	67.27	74.00	-6.73	36.89	2.21	28.17	0.00	Peak	100	0	VERTICAL
2	2390.00	52.50	54.00	-1.50	22.11	2.22	28.17	0.00	Average	100	0	VERTICAL
3	2406.00	104.28				2.22	28.21	0.00	Average	100	0	VERTICAL
4	2407.60	114.53				2.22	28.21	0.00	Peak	100	0	VERTICAL
5	2494.30	52.60	54.00	-1.40	21.92	2.27	28.41	0.00	Average	100	0	VERTICAL
6	2495.10	63.67	74.00	-10.33	32.99	2.27	28.41	0.00	Peak	100	0	VERTICAL

Item 3, 4 are the fundamental frequency at 2412 MHz.

**Channel 6**

	Freq	Level	Limit Line	Over Limit	Read Level	Cable Loss	Antenna Factor	Preamp Factor	Remark	A/Pos	T/Pos	Pol/Phase
	MHz	dBuV/m	dBuV/m	dB	dBuV	dB	dB/m	dB		cm	deg	
1	2388.80	64.07	74.00	-9.93	33.69	2.21	28.17	0.00	Peak	100	7	VERTICAL
2	2390.00	51.18	54.00	-2.82	20.79	2.22	28.17	0.00	Average	100	7	VERTICAL
3	2443.00	111.66				2.24	28.29	0.00	Average	100	7	VERTICAL
4	2443.40	121.73				2.24	28.29	0.00	Peak	100	7	VERTICAL
5	2483.50	52.87	54.00	-1.13	22.24	2.26	28.37	0.00	Average	100	7	VERTICAL
6	2486.30	68.02	74.00	-5.98	37.35	2.26	28.41	0.00	Peak	100	7	VERTICAL

Item 3, 4 are the fundamental frequency at 2437 MHz.

**Channel 11**

	Freq	Level	Limit Line	Over Limit	Read Level	Cable Loss	Antenna Factor	Preamp Factor	Remark	A/Pos	T/Pos	Pol/Phase
	MHz	dBuV/m	dBuV/m	dB	dBuV	dB	dB/m	dB		cm	deg	
1	2381.60	48.08	54.00	-5.92	17.74	2.21	28.13	0.00	Average	118	6	VERTICAL
2	2381.60	57.34	74.00	-16.66	27.00	2.21	28.13	0.00	Peak	118	6	VERTICAL
3	2466.00	114.92				2.24	28.33	0.00	Peak	118	6	VERTICAL
4	2468.40	105.10				2.26	28.37	0.00	Average	118	6	VERTICAL
5	2483.50	52.56	54.00	-1.44	21.93	2.26	28.37	0.00	Average	118	6	VERTICAL
6	2483.90	65.40	74.00	-8.60	34.77	2.26	28.37	0.00	Peak	118	6	VERTICAL

Item 3, 4 are the fundamental frequency at 2462 MHz.

<b>Temperature</b>	25°C	<b>Humidity</b>	65%
<b>Test Engineer</b>	Serway Lee	<b>Configurations</b>	IEEE 802.11g CH 1, 6, 11 / Chain 1 + Chain 2
<b>Test Moe</b>	Mode 3 (Ant. 3 Panel antenna / 14dBi) (2TX)		

**Channel 1**

	Freq	Level	Limit Line	Over Limit	Read Level	CableAntenna Loss	Antenna Factor	Preamp Factor	Remark	A/Pos	T/Pos	Pol/Phase
	MHz	dBuV/m	dBuV/m	dB	dBuV	dB	dB/m	dB		cm	deg	
1	2390.00	50.73	54.00	-3.27	20.34	2.22	28.17	0.00	Average	100	356	VERTICAL
2	2390.00	61.20	74.00	-12.80	30.81	2.22	28.17	0.00	Peak	100	356	VERTICAL
3	2406.00	115.13				2.22	28.21	0.00	Peak	100	356	VERTICAL
4	2406.40	105.73				2.22	28.21	0.00	Average	100	356	VERTICAL
5	2494.30	65.39	74.00	-8.61	34.71	2.27	28.41	0.00	Peak	100	356	VERTICAL
6	2495.50	52.97	54.00	-1.03	22.29	2.27	28.41	0.00	Average	100	356	VERTICAL

Item 3, 4 are the fundamental frequency at 2412 MHz.

**Channel 6**

	Freq	Level	Limit Line	Over Limit	Read Level	CableAntenna Loss	Antenna Factor	Preamp Factor	Remark	A/Pos	T/Pos	Pol/Phase
	MHz	dBuV/m	dBuV/m	dB	dBuV	dB	dB/m	dB		cm	deg	
1	2387.20	62.17	74.00	-11.83	31.79	2.21	28.17	0.00	Peak	100	361	VERTICAL
2	2388.40	50.24	54.00	-3.76	19.86	2.21	28.17	0.00	Average	100	361	VERTICAL
3	2442.60	120.64				2.24	28.29	0.00	Peak	100	361	VERTICAL
4	2443.00	110.44				2.24	28.29	0.00	Average	100	361	VERTICAL
5	2487.90	52.87	54.00	-1.13	22.20	2.26	28.41	0.00	Average	100	361	VERTICAL
6	2488.30	65.85	74.00	-8.15	35.18	2.26	28.41	0.00	Peak	100	361	VERTICAL

Item 3, 4 are the fundamental frequency at 2437 MHz.

**Channel 11**

	Freq	Level	Limit Line	Over Limit	Read Level	CableAntenna Loss	Antenna Factor	Preamp Factor	Remark	A/Pos	T/Pos	Pol/Phase
	MHz	dBuV/m	dBuV/m	dB	dBuV	dB	dB/m	dB		cm	deg	
1	2381.60	47.40	54.00	-6.60	17.06	2.21	28.13	0.00	Average	120	0	VERTICAL
2	2381.60	58.81	74.00	-15.19	28.47	2.21	28.13	0.00	Peak	120	0	VERTICAL
3	2467.60	106.96				2.26	28.33	0.00	Average	120	0	VERTICAL
4	2468.00	117.15				2.26	28.33	0.00	Peak	120	0	VERTICAL
5	2483.50	52.87	54.00	-1.13	22.24	2.26	28.37	0.00	Average	120	0	VERTICAL
6	2487.10	66.54	74.00	-7.46	35.87	2.26	28.41	0.00	Peak	120	0	VERTICAL

Item 3, 4 are the fundamental frequency at 2462 MHz.

<b>Temperature</b>	25°C	<b>Humidity</b>	65%
<b>Test Engineer</b>	Serway Lee	<b>Configurations</b>	IEEE 802.11g CH 1, 6, 11 / Chain 1 + Chain 2 + Chain 3
<b>Test Moe</b>	Mode 3 (Ant. 3 Panel antenna / 14dBi) (3TX)		

**Channel 1**

	Freq	Level	Limit Line	Over Limit	Read Level	Cable Loss	Antenna Factor	Preamp Factor	Remark	A/Pos	T/Pos	Pol/Phase
	MHz	dBuV/m	dBuV/m	dB	dBuV	dB	dB/m	dB		cm	deg	
1	2390.00	48.41	54.00	-5.59	18.02	2.22	28.17	0.00	Average	124	354	VERTICAL
2	2390.00	58.46	74.00	-15.54	28.07	2.22	28.17	0.00	Peak	124	354	VERTICAL
3	2406.80	104.09				2.22	28.21	0.00	Average	124	354	VERTICAL
4	2417.60	113.71				2.23	28.25	0.00	Peak	124	354	VERTICAL
5	2495.90	52.39	54.00	-1.61	21.71	2.27	28.41	0.00	Average	124	354	VERTICAL
6	2495.90	65.30	74.00	-8.70	34.62	2.27	28.41	0.00	Peak	124	354	VERTICAL

Item 3, 4 are the fundamental frequency at 2412 MHz.

**Channel 6**

	Freq	Level	Limit Line	Over Limit	Read Level	Cable Loss	Antenna Factor	Preamp Factor	Remark	A/Pos	T/Pos	Pol/Phase
	MHz	dBuV/m	dBuV/m	dB	dBuV	dB	dB/m	dB		cm	deg	
1	2388.40	50.50	54.00	-3.50	20.12	2.21	28.17	0.00	Average	100	5	VERTICAL
2	2388.40	62.89	74.00	-11.11	32.51	2.21	28.17	0.00	Peak	100	5	VERTICAL
3	2442.60	120.94				2.24	28.29	0.00	Peak	100	5	VERTICAL
4	2443.00	111.13				2.24	28.29	0.00	Average	100	5	VERTICAL
5	2485.50	64.75	74.00	-9.25	34.08	2.26	28.41	0.00	Peak	100	5	VERTICAL
6	2487.90	52.92	54.00	-1.08	22.25	2.26	28.41	0.00	Average	100	5	VERTICAL

Item 3, 4 are the fundamental frequency at 2437 MHz.

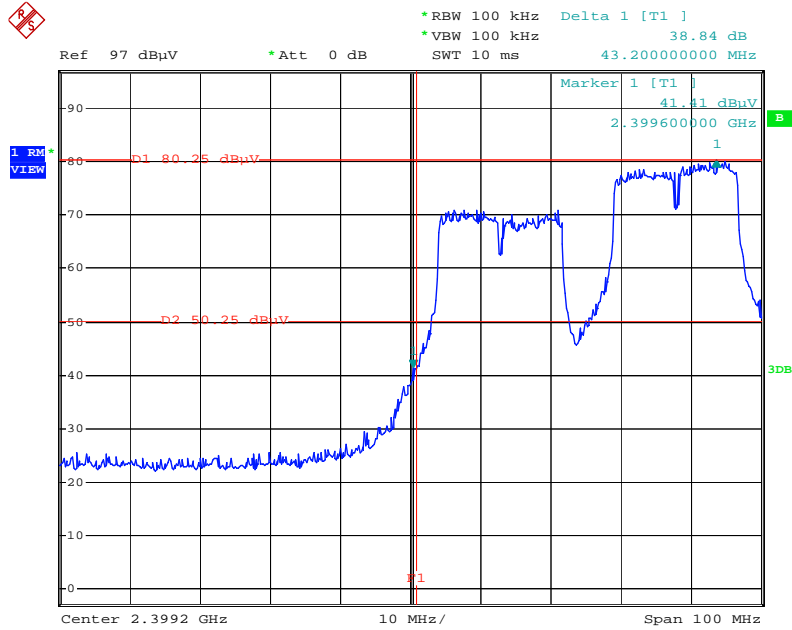
**Channel 11**

	Freq	Level	Limit Line	Over Limit	Read Level	Cable Loss	Antenna Factor	Preamp Factor	Remark	A/Pos	T/Pos	Pol/Phase
	MHz	dBuV/m	dBuV/m	dB	dBuV	dB	dB/m	dB		cm	deg	
1	2390.00	48.00	54.00	-6.00	17.61	2.22	28.17	0.00	Average	100	6	VERTICAL
2	2390.00	57.50	74.00	-16.50	27.11	2.22	28.17	0.00	Peak	100	6	VERTICAL
3	2464.00	117.23				2.24	28.33	0.00	Peak	100	6	VERTICAL
4	2464.80	107.74				2.24	28.33	0.00	Average	100	6	VERTICAL
5	2483.50	52.91	54.00	-1.09	22.28	2.26	28.37	0.00	Average	100	6	VERTICAL
6	2495.10	64.30	74.00	-9.70	33.62	2.27	28.41	0.00	Peak	100	6	VERTICAL

Item 3, 4 are the fundamental frequency at 2462 MHz.

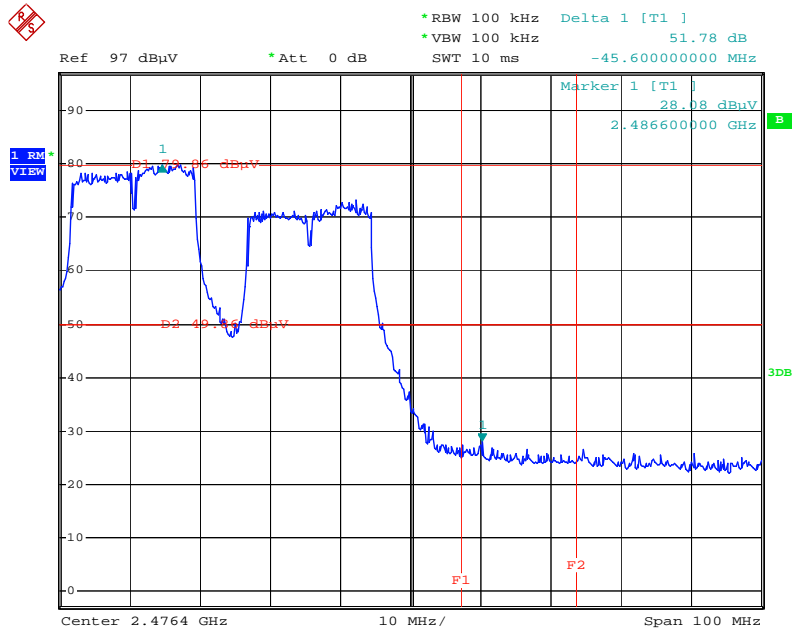
For Emission not in Restricted Band

Plot on Configuration IEEE 802.11n MCS0 20MHz / Chain 1 / 2412 MHz (1TX)



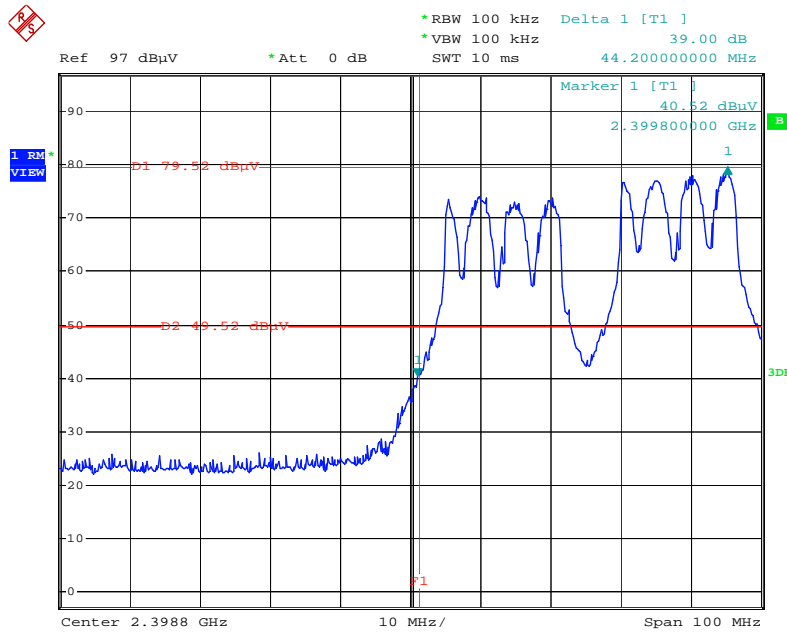
Date: 28.APR.2012 10:28:56

Plot on Configuration IEEE 802.11n MCS0 20MHz / Chain 1 / 2462 MHz (1TX)



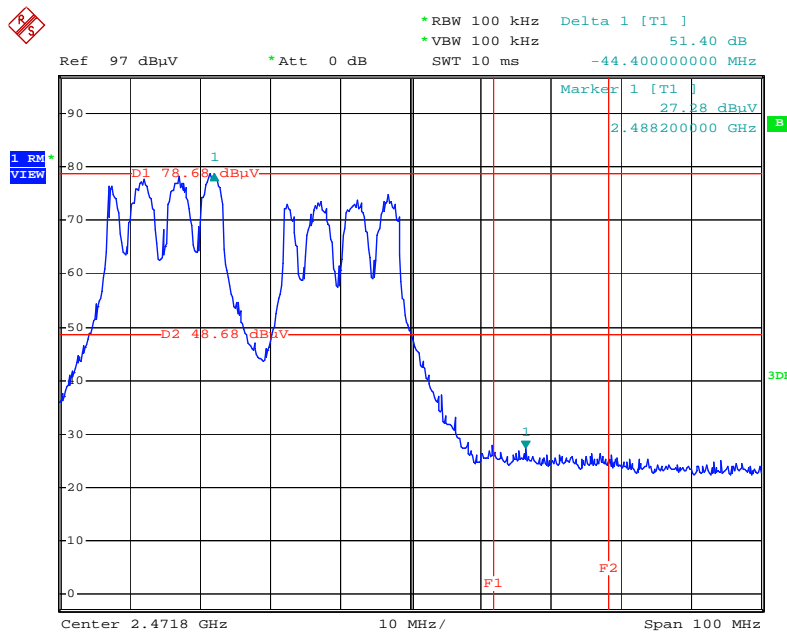
Date: 28.APR.2012 10:27:33

Plot on Configuration IEEE 802.11n MCS0 20MHz / Chain 1 + Chain 2/ 2412 MHz (2TX)



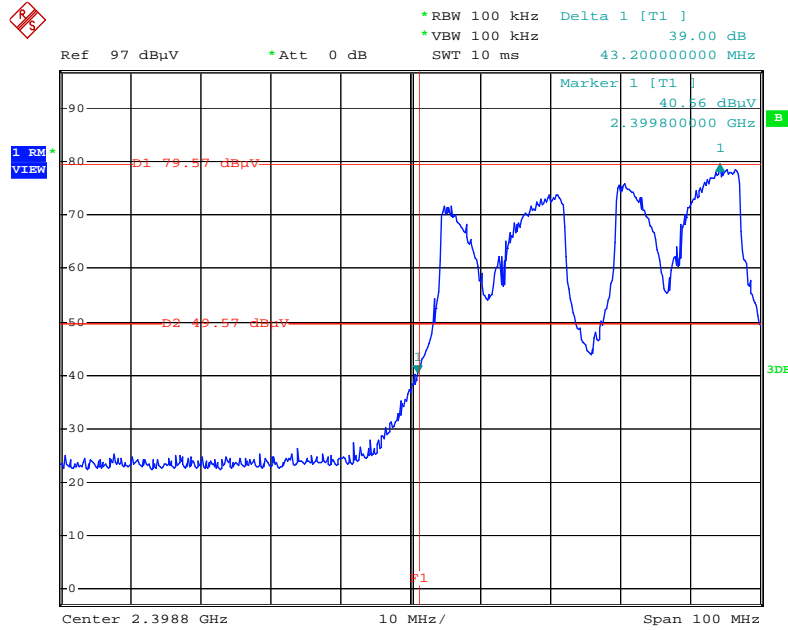
Date: 28.APR.2012 15:26:52

Plot on Configuration IEEE 802.11n MCS0 20MHz / Chain 1+ Chain 2/ 2462 MHz (2TX)



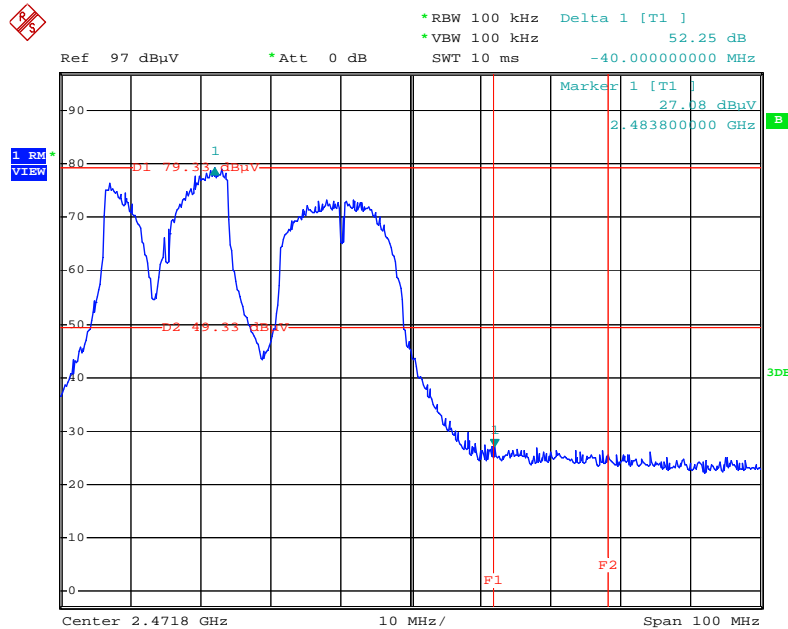
Date: 28.APR.2012 15:28:14

Plot on Configuration IEEE 802.11n MCS8 20MHz / Chain 1 + Chain 2/ 2412 MHz (2TX)



Date: 28.APR.2012 15:25:01

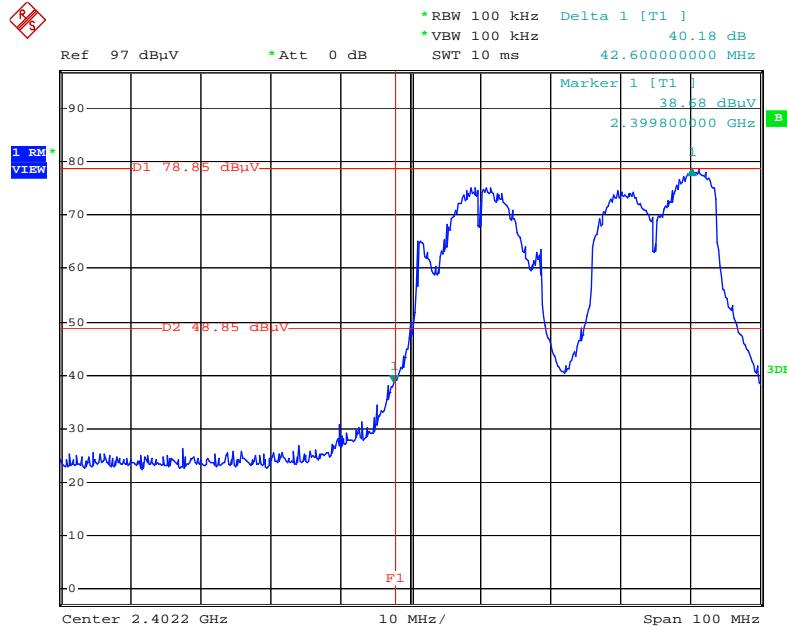
Plot on Configuration IEEE 802.11n MCS8 20MHz / Chain 1+ Chain 2/ 2462 MHz (2TX)



Date: 28.APR.2012 15:23:19

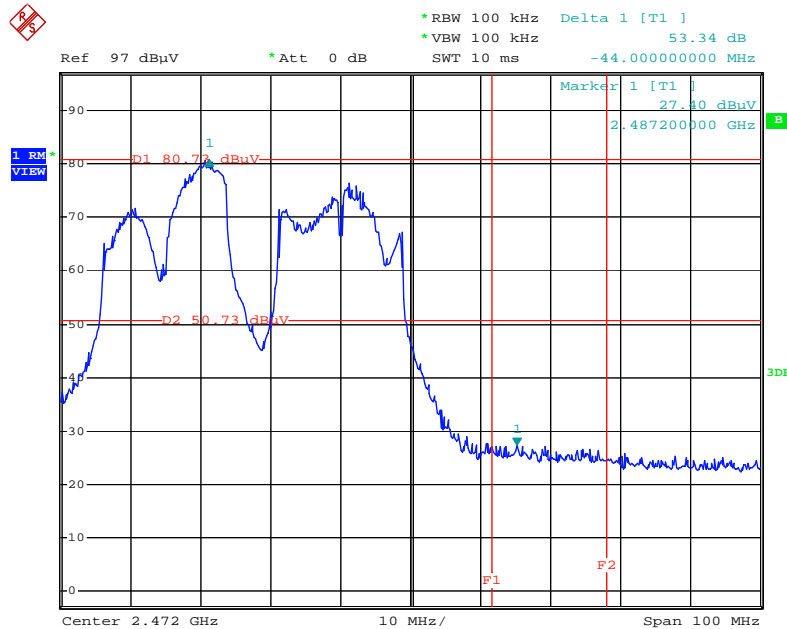


Plot on Configuration IEEE 802.11n MCS0 20MHz / Chain 1 + Chain 2 + Chain 3 / 2412 MHz (3TX)



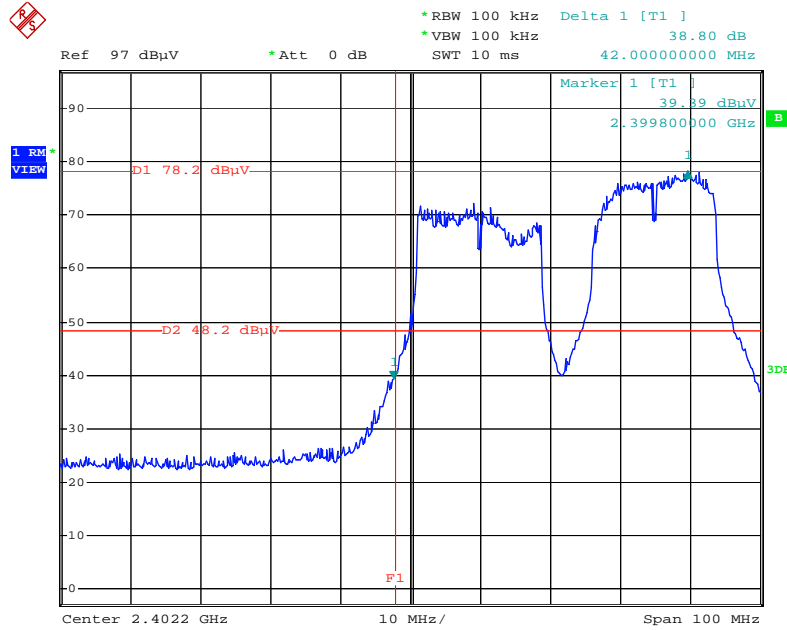
Date: 30.APR.2012 14:20:40

Plot on Configuration IEEE 802.11n MCS0 20MHz / Chain 1 + Chain 2 + Chain 3 / 2462 MHz (3TX)



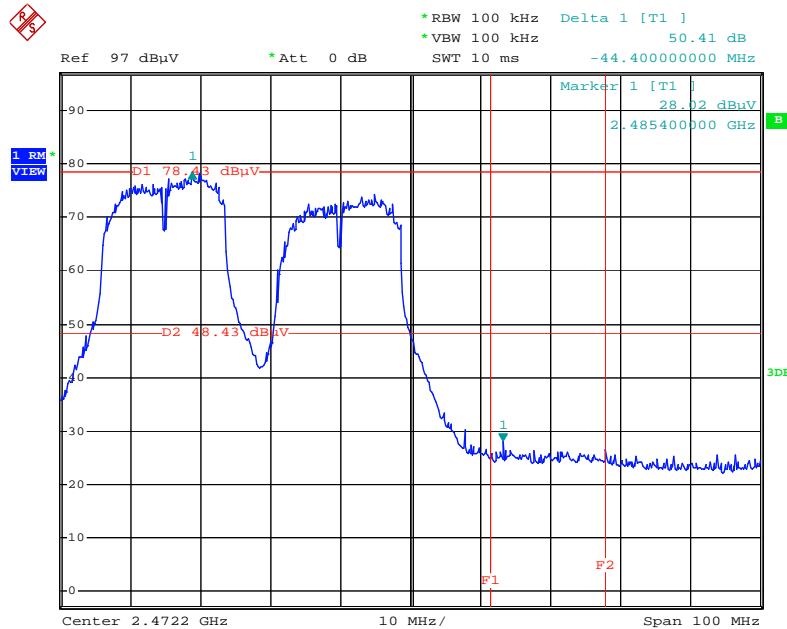
Date: 30.APR.2012 14:22:38

Plot on Configuration IEEE 802.11n MCS8 20MHz / Chain 1 + Chain 2 + Chain 3 / 2412 MHz (3TX)



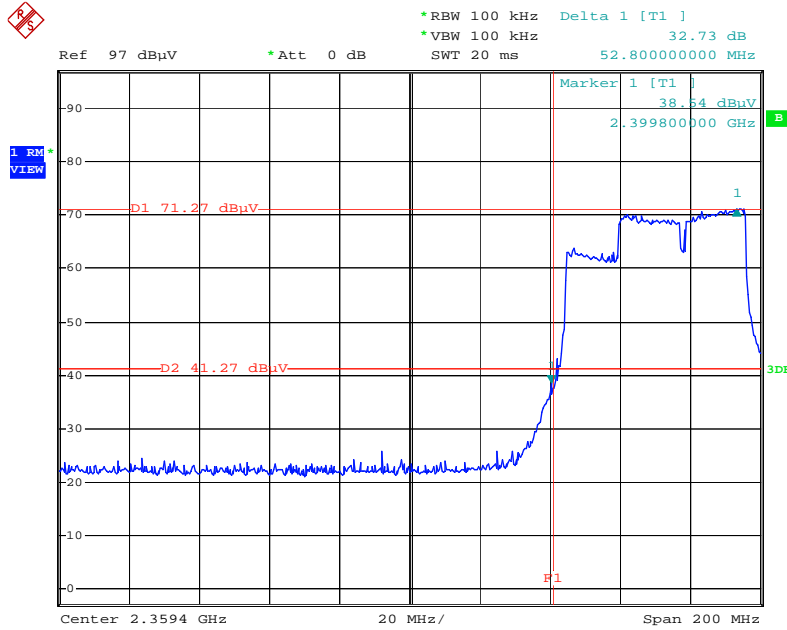
Date: 30.APR.2012 14:18:10

Plot on Configuration IEEE 802.11n MCS8 20MHz / Chain 1 + Chain 2 + Chain 3 / 2462 MHz (3TX)



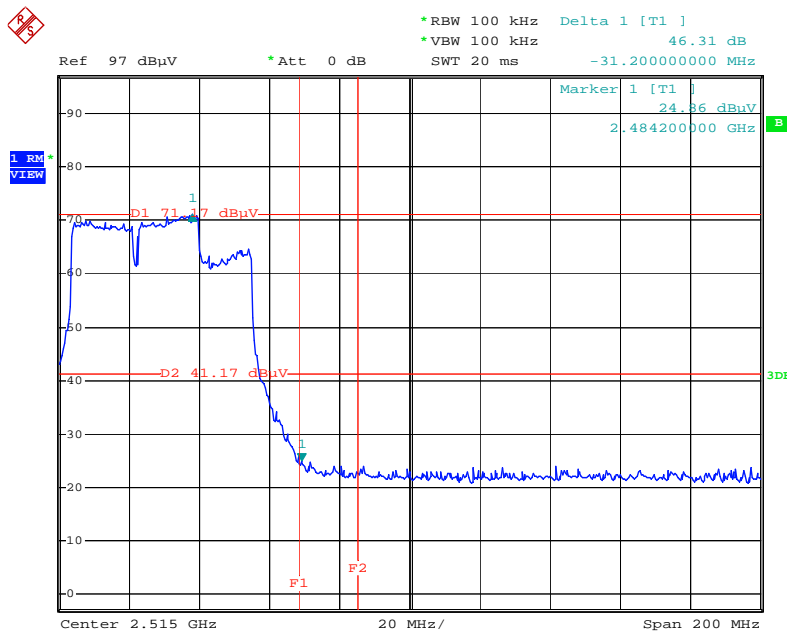
Date: 30.APR.2012 14:16:44

Plot on Configuration IEEE 802.11n MCS0 40MHz / Chain 1 / 2422 MHz (1TX)



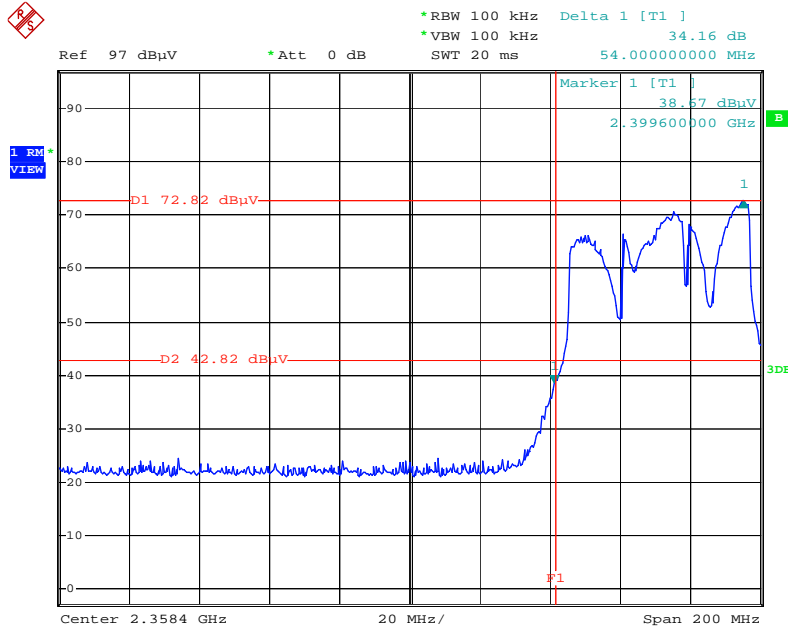
Date: 28.APR.2012 10:22:37

Plot on Configuration IEEE 802.11n MCS0 40MHz / Chain 1 / 2452 MHz (1TX)



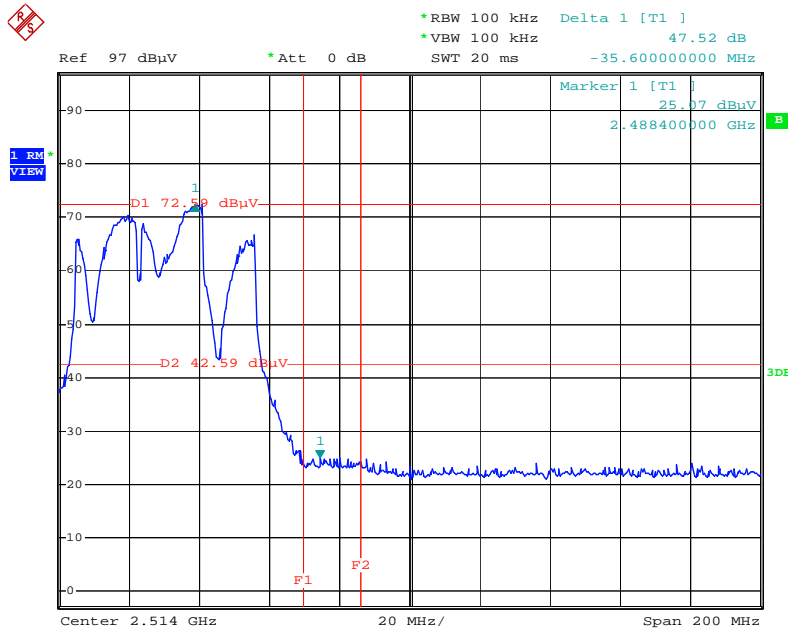
Date: 28.APR.2012 10:24:33

Plot on Configuration IEEE 802.11n MCS0 40MHz / Chain 1 + Chain 2/ 2422 MHz (2TX)



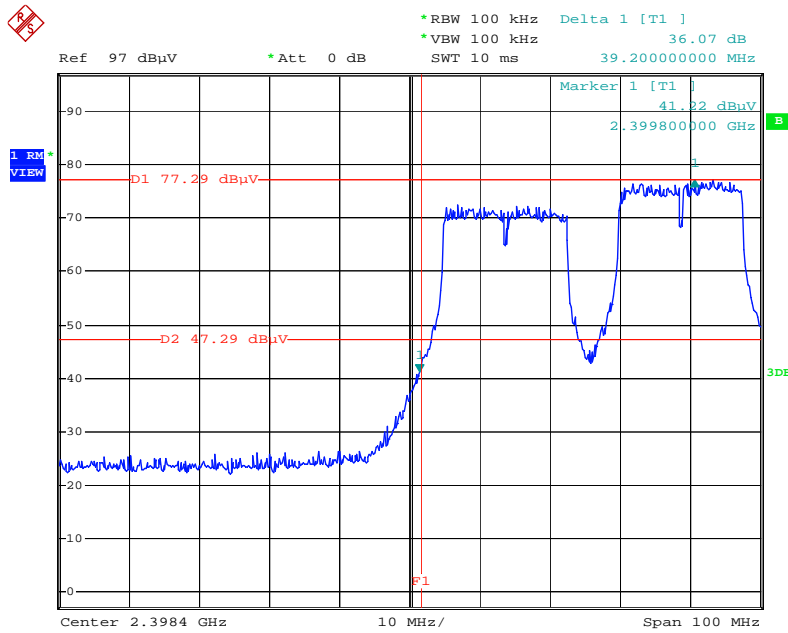
Date: 28.APR.2012 15:11:08

Plot on Configuration IEEE 802.11n MCS0 40MHz / Chain 1 + Chain 2/ 2452 MHz (2TX)



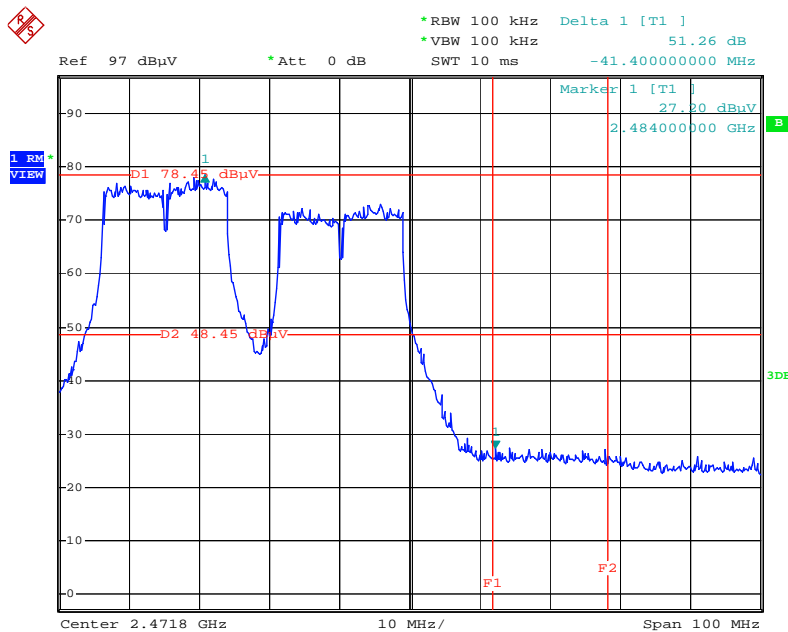
Date: 28.APR.2012 15:12:46

Plot on Configuration IEEE 802.11n MCS8 40MHz / Chain 1 + Chain 2/ 2422 MHz (2TX)



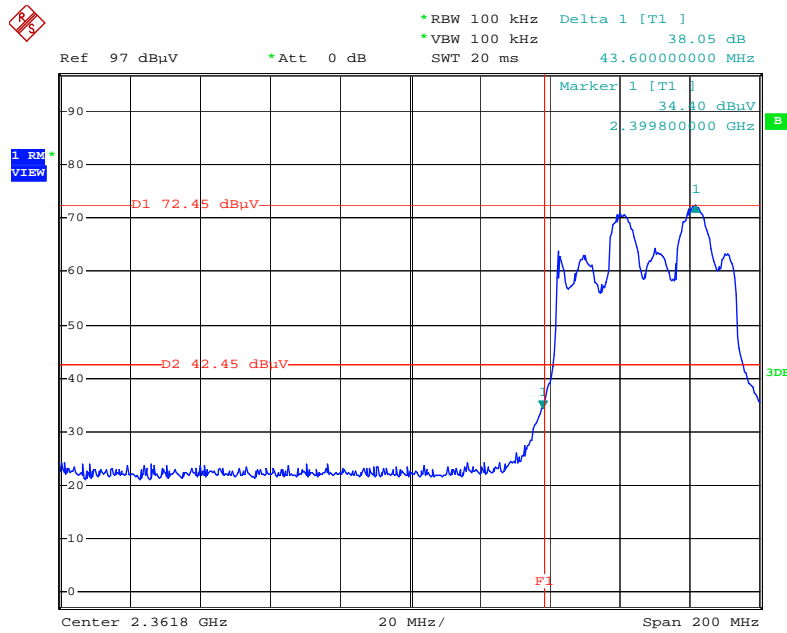
Date: 28.APR.2012 15:20:03

Plot on Configuration IEEE 802.11n MCS8 40MHz / Chain 1 + Chain 2/ 2452 MHz (2TX)



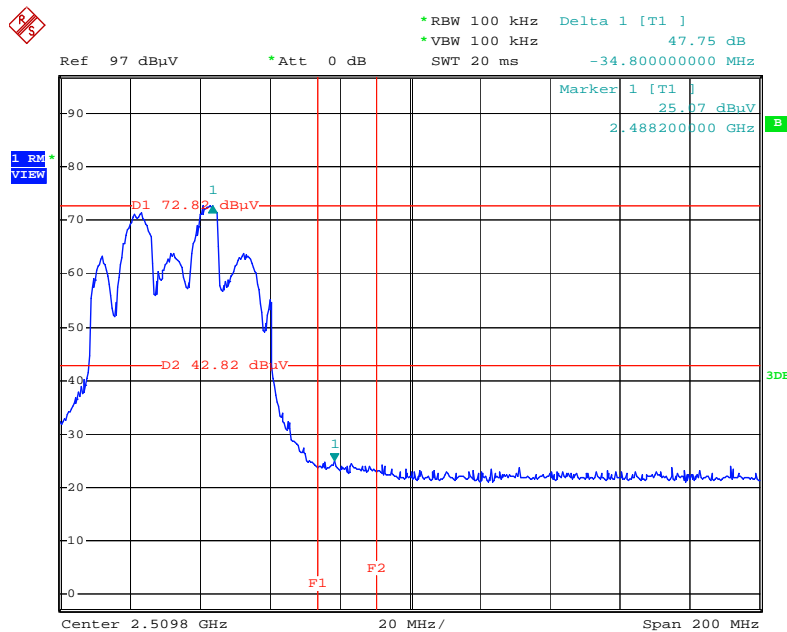
Date: 28.APR.2012 15:21:38

Plot on Configuration IEEE 802.11n MCS0 40MHz / Chain 1 + Chain 2 + Chain 3 / 2422 MHz (3TX)



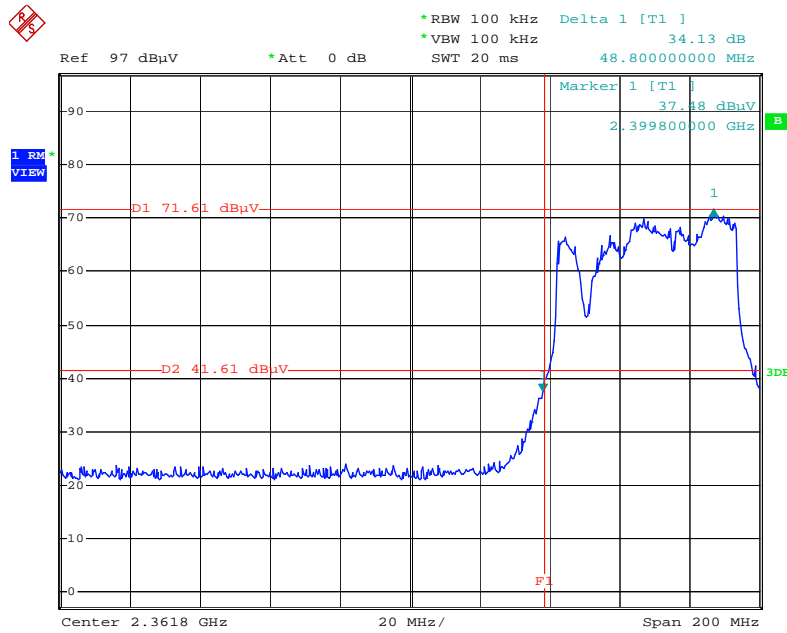
Date: 30.APR.2012 14:11:00

Plot on Configuration IEEE 802.11n MCS0 40MHz / Chain 1 + Chain 2 + Chain 3 / 2452 MHz (3TX)



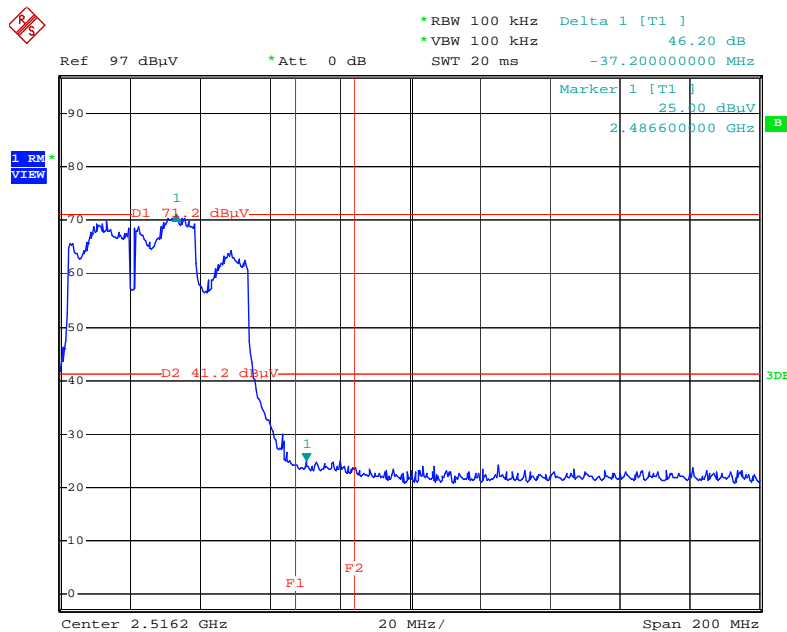
Date: 30.APR.2012 14:08:58

Plot on Configuration IEEE 802.11n MCS8 40MHz / Chain 1 + Chain 2 + Chain 3 / 2422 MHz (3TX)



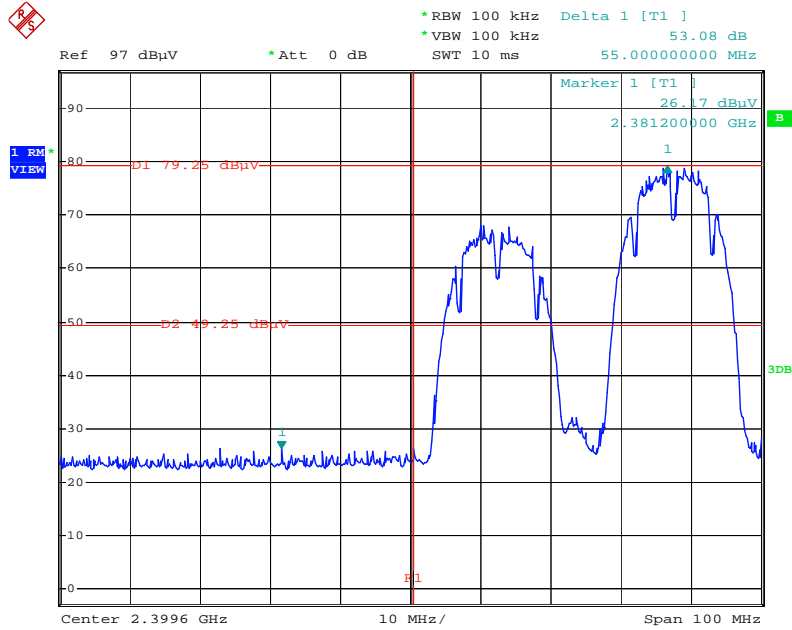
Date: 30.APR.2012 14:12:53

Plot on Configuration IEEE 802.11n MCS8 40MHz / Chain 1 + Chain 2 + Chain 3 / 2452 MHz (3TX)



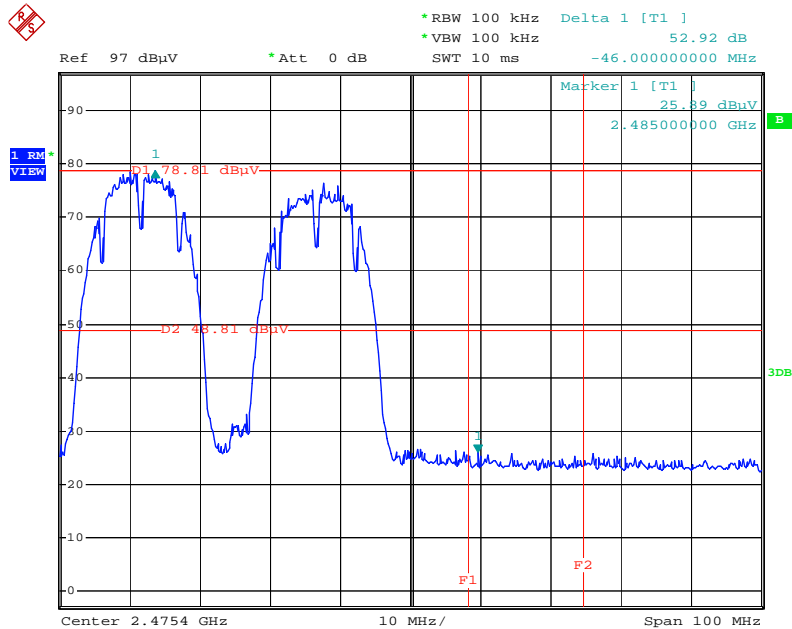
Date: 30.APR.2012 14:14:38

Plot on Configuration IEEE 802.11b / Chain 1 / 2412 MHz (1TX)



Date: 28.APR.2012 10:36:10

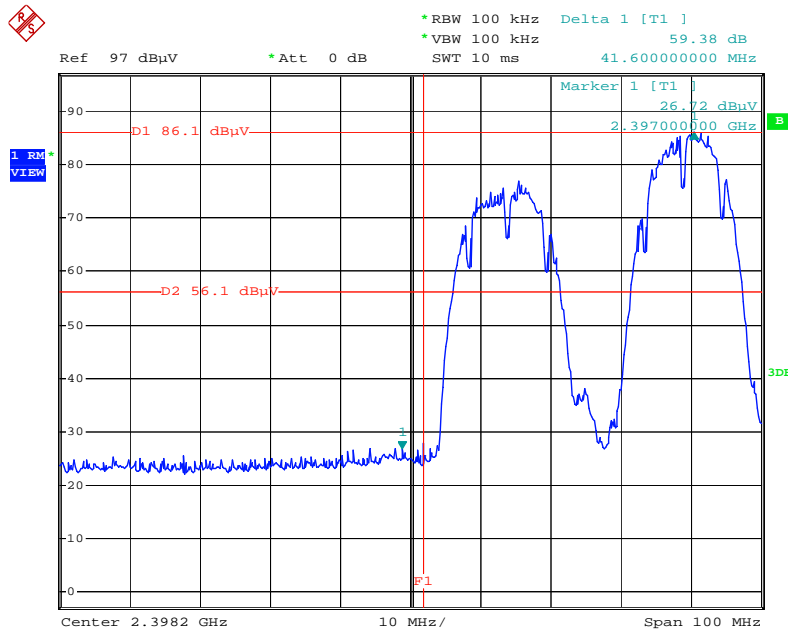
Plot on Configuration IEEE 802.11b / Chain 1 / 2462 MHz (1TX)



Date: 28.APR.2012 10:34:17

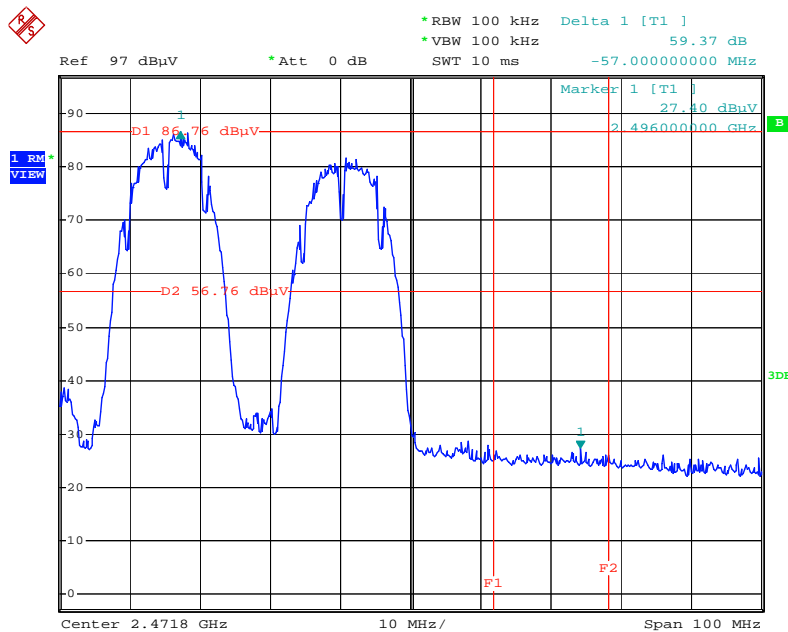


Plot on Configuration IEEE 802.11b / Chain 1 + Chain 2 / 2412 MHz (2TX)



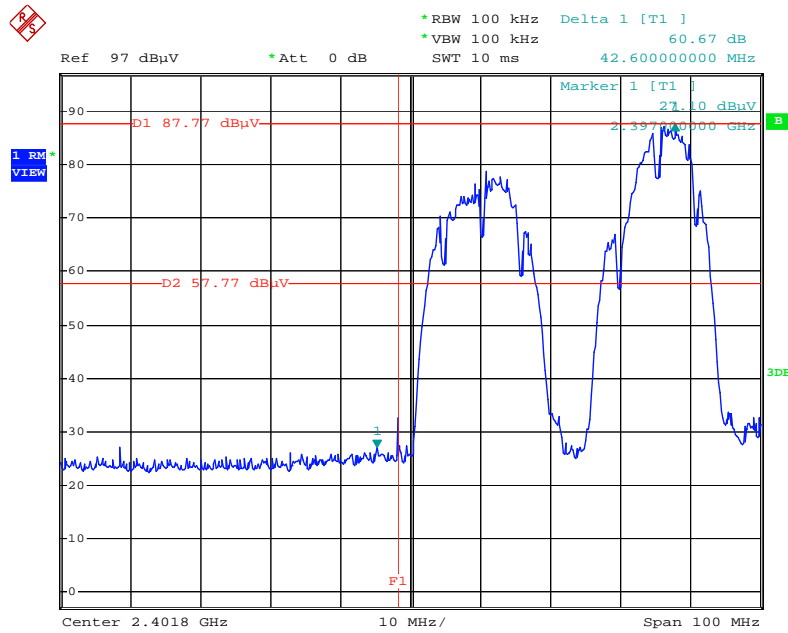
Date: 28.APR.2012 15:34:13

Plot on Configuration IEEE 802.11b / Chain 1 + Chain 2 / 2462 MHz (2TX)



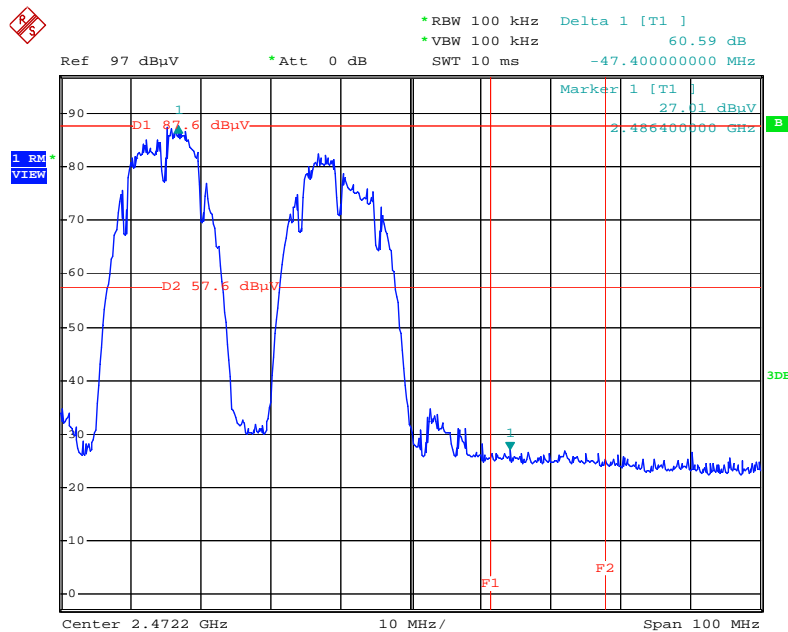
Date: 28.APR.2012 15:32:37

Plot on Configuration IEEE 802.11b / Chain 1 + Chain 2 + Chain 3 / 2412 MHz (3TX)



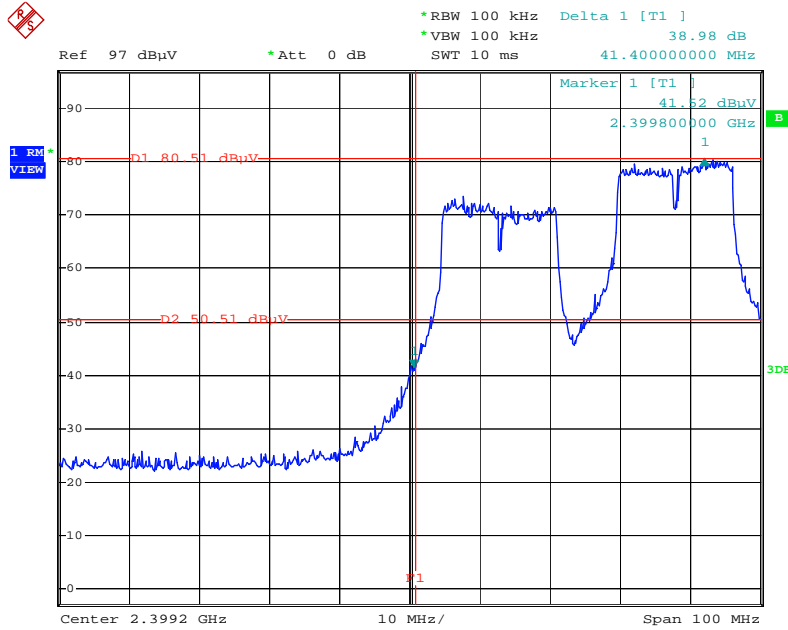
Date: 30.APR.2012 14:27:42

Plot on Configuration IEEE 802.11b / Chain 1 + Chain 2 + Chain 3 / 2462 MHz (3TX)



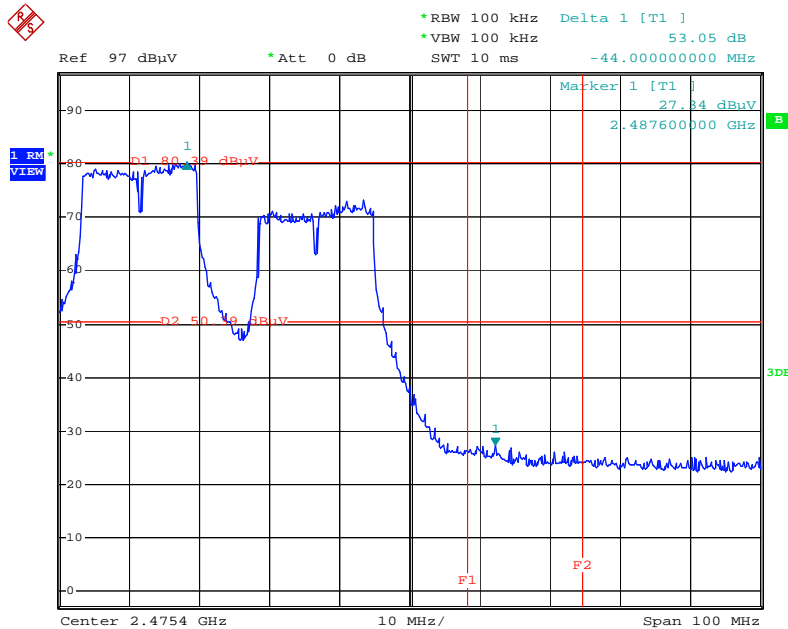
Date: 30.APR.2012 14:29:20

Plot on Configuration IEEE 802.11g / Chain 1 / 2412 MHz (1TX)



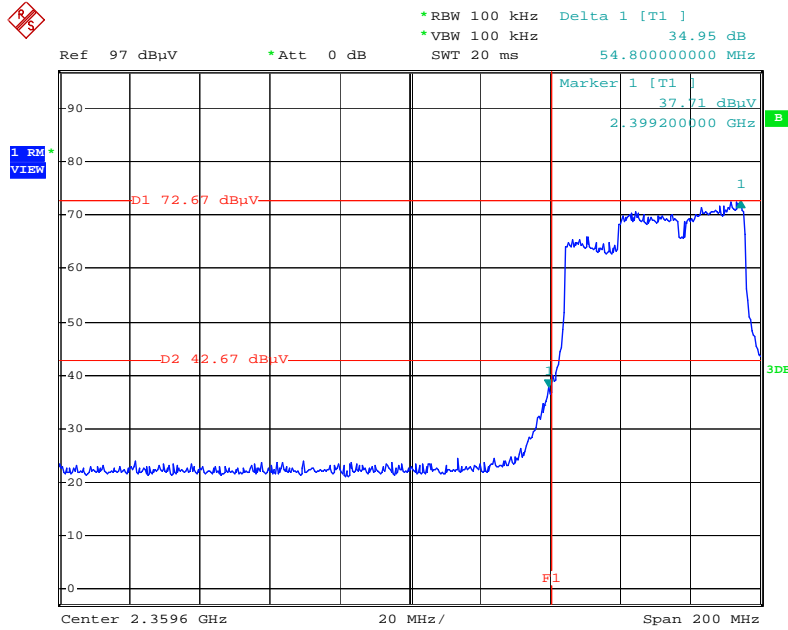
Date: 28.APR.2012 10:30:44

Plot on Configuration IEEE 802.11g / Chain 1 / 2462 MHz (1TX)



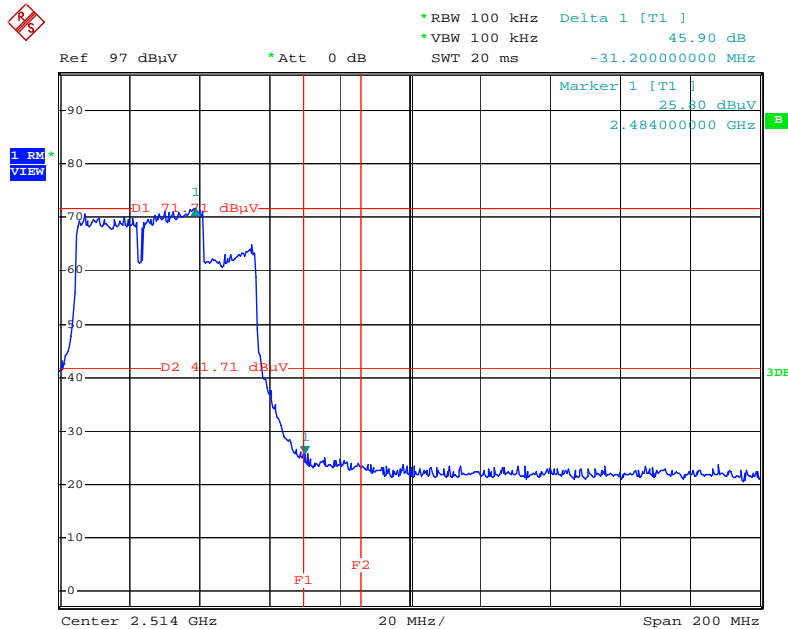
Date: 28.APR.2012 10:32:08

Plot on Configuration IEEE 802.11g / Chain 1 + Chain 2 / 2412 MHz (2TX)



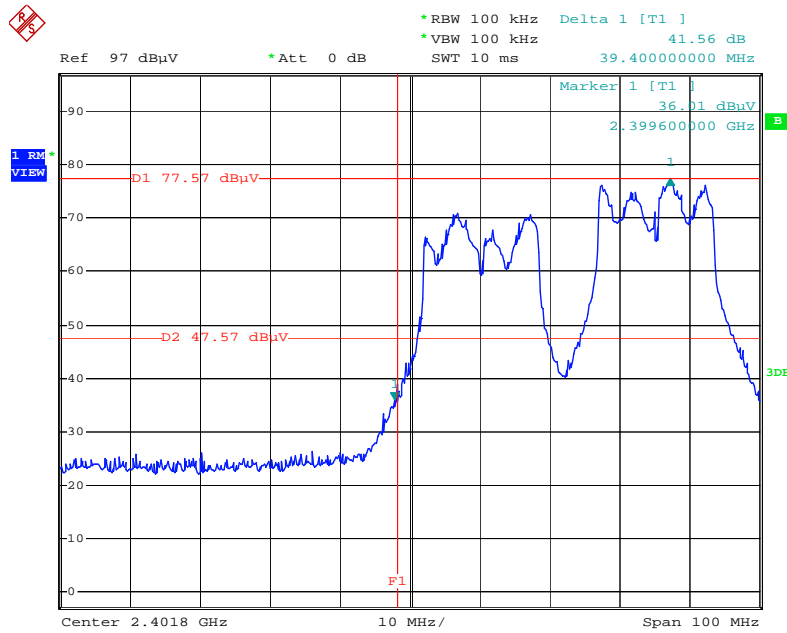
Date: 28.APR.2012 15:17:00

Plot on Configuration IEEE 802.11g / Chain 1 + Chain 2 / 2462 MHz (2TX)



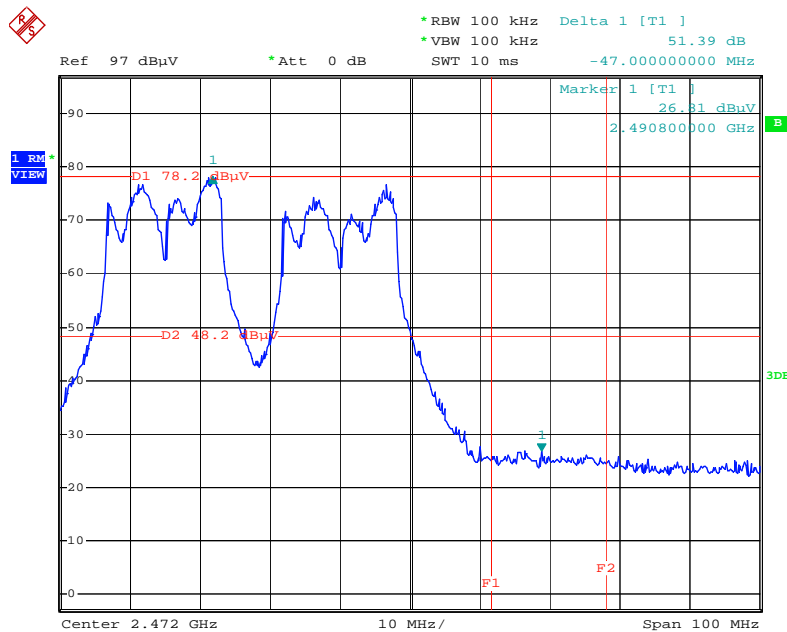
Date: 28.APR.2012 15:14:33

Plot on Configuration IEEE 802.11g / Chain 1 + Chain 2 + Chain 3 / 2412 MHz (3TX)



Date: 30.APR.2012 14:25:50

Plot on Configuration IEEE 802.11g / Chain 1 + Chain 2 + Chain 3 / 2462 MHz (3TX)



Date: 30.APR.2012 14:24:19

<b>Temperature</b>	25°C	<b>Humidity</b>	65%
<b>Test Engineer</b>	Serway Lee	<b>Configurations</b>	IEEE 802.11n MCS0 20MHz Ch 1, 6, 11 / Chain 1
<b>Test Mode</b>	Mode 4 (Ant. 4 Yagi antenna / 13.5dBi) (1TX)		

**Channel 1**

	Freq	Level	Limit Line	Over Limit	Read Level	CableAntenna Loss	Antenna Factor	Preamp Factor	Remark	A/Pos	T/Pos	Pol/Phase
	MHz	dBuV/m	dBuV/m	dB	dBuV	dB	dB/m	dB		cm	deg	
1	2390.00	50.30	54.00	-3.70	19.91	2.22	28.17	0.00	Average	100	336	VERTICAL
2	2390.00	64.82	74.00	-9.18	34.43	2.22	28.17	0.00	Peak	100	336	VERTICAL
3	2406.40	102.66				2.22	28.21	0.00	Average	100	336	VERTICAL
4	2408.40	112.81				2.22	28.21	0.00	Peak	100	336	VERTICAL
5	2495.10	64.57	74.00	-9.43	33.89	2.27	28.41	0.00	Peak	100	336	VERTICAL
6	2495.90	52.67	54.00	-1.33	21.99	2.27	28.41	0.00	Average	100	336	VERTICAL

Item 3, 4 are the fundamental frequency at 2412 MHz.

**Channel 6**

	Freq	Level	Limit Line	Over Limit	Read Level	CableAntenna Loss	Antenna Factor	Preamp Factor	Remark	A/Pos	T/Pos	Pol/Phase
	MHz	dBuV/m	dBuV/m	dB	dBuV	dB	dB/m	dB		cm	deg	
1	2388.80	62.79	74.00	-11.21	32.41	2.21	28.17	0.00	Peak	100	352	VERTICAL
2	2390.00	50.74	54.00	-3.26	20.35	2.22	28.17	0.00	Average	100	352	VERTICAL
3	2443.00	109.47				2.24	28.29	0.00	Average	100	352	VERTICAL
4	2444.00	120.42				2.24	28.29	0.00	Peak	100	352	VERTICAL
5	2483.50	52.93	54.00	-1.07	22.30	2.26	28.37	0.00	Average	100	352	VERTICAL
6	2483.90	64.91	74.00	-9.09	34.28	2.26	28.37	0.00	Peak	100	352	VERTICAL

Item 3, 4 are the fundamental frequency at 2437MHz.

**Channel 11**

	Freq	Level	Limit Line	Over Limit	Read Level	CableAntenna Loss	Antenna Factor	Preamp Factor	Remark	A/Pos	T/Pos	Pol/Phase
	MHz	dBuV/m	dBuV/m	dB	dBuV	dB	dB/m	dB		cm	deg	
1	2467.80	105.03				2.26	28.33	0.00	Average	100	345	VERTICAL
2	2469.00	114.86				2.26	28.37	0.00	Peak	100	345	VERTICAL
3	2483.50	52.81	54.00	-1.19	22.18	2.26	28.37	0.00	Average	100	345	VERTICAL
4	2483.70	66.46	74.00	-7.54	35.83	2.26	28.37	0.00	Peak	100	345	VERTICAL

Item 1, 2 are the fundamental frequency at 2462 MHz.

<b>Temperature</b>	25°C	<b>Humidity</b>	65%
<b>Test Engineer</b>	Serway Lee	<b>Configurations</b>	IEEE 802.11n MCS0 20MHz Ch 1, 6, 11 / Chain 1 + Chain 2
<b>Test Mode</b>	Mode 4 (Ant. 4 Yagi antenna / 13.5dBi) (2TX)		

**Channel 1**

	Freq	Level	Limit Line	Over Limit	Read Level	Cable Loss	Antenna Factor	Preamp Factor	Remark	A/Pos	T/Pos	Pol/Phase
	MHz	dBuV/m	dBuV/m	dB	dBuV	dB	dB/m	dB		cm	deg	
1	2390.00	48.69	54.00	-5.31	18.30	2.22	28.17	0.00	Average	100	336	VERTICAL
2	2390.00	60.25	74.00	-13.75	29.86	2.22	28.17	0.00	Peak	100	336	VERTICAL
3	2405.60	113.29				2.22	28.21	0.00	Peak	100	336	VERTICAL
4	2406.80	103.82				2.22	28.21	0.00	Average	100	336	VERTICAL
5	2495.90	65.45	74.00	-8.55	34.77	2.27	28.41	0.00	Peak	100	336	VERTICAL
6	2498.30	52.71	54.00	-1.29	22.03	2.27	28.41	0.00	Average	100	336	VERTICAL

Item 3, 4 are the fundamental frequency at 2412 MHz.

**Channel 6**

	Freq	Level	Limit Line	Over Limit	Read Level	Cable Loss	Antenna Factor	Preamp Factor	Remark	A/Pos	T/Pos	Pol/Phase
	MHz	dBuV/m	dBuV/m	dB	dBuV	dB	dB/m	dB		cm	deg	
1	2388.40	60.77	74.00	-13.23	30.39	2.21	28.17	0.00	Peak	100	335	VERTICAL
2	2390.00	49.20	54.00	-4.80	18.81	2.22	28.17	0.00	Average	100	335	VERTICAL
3	2443.80	108.29				2.24	28.29	0.00	Average	100	335	VERTICAL
4	2444.20	118.76				2.24	28.29	0.00	Peak	100	335	VERTICAL
5	2483.50	52.69	54.00	-1.31	22.06	2.26	28.37	0.00	Average	100	335	VERTICAL
6	2483.50	65.76	74.00	-8.24	35.13	2.26	28.37	0.00	Peak	100	335	VERTICAL

Item 3, 4 are the fundamental frequency at 2437MHz.

**Channel 11**

	Freq	Level	Limit Line	Over Limit	Read Level	Cable Loss	Antenna Factor	Preamp Factor	Remark	A/Pos	T/Pos	Pol/Phase
	MHz	dBuV/m	dBuV/m	dB	dBuV	dB	dB/m	dB		cm	deg	
1	2466.80	107.21				2.26	28.33	0.00	Average	100	331	VERTICAL
2	2467.20	117.33				2.26	28.33	0.00	Peak	100	331	VERTICAL
3	2483.50	52.55	54.00	-1.45	21.92	2.26	28.37	0.00	Average	100	331	VERTICAL
4	2483.90	65.00	74.00	-9.00	34.37	2.26	28.37	0.00	Peak	100	331	VERTICAL

Item 1, 2 are the fundamental frequency at 2462 MHz.

<b>Temperature</b>	25°C	<b>Humidity</b>	65%
<b>Test Engineer</b>	Serway Lee	<b>Configurations</b>	IEEE 802.11n MCS8 20MHz Ch 1, 6, 11 / Chain 1 + Chain 2
<b>Test Mode</b>	Mode 4 (Ant. 4 Yagi antenna / 13.5dBi) (2TX)		

**Channel 1**

	Freq	Level	Limit Line	Over Limit	Read Level	Cable Loss	Antenna Factor	Preamp Factor	Remark	A/Pos	T/Pos	Pol/Phase
	MHz	dBuV/m	dBuV/m	dB	dBuV	dB	dB/m	dB		cm	deg	
1	2390.00	48.06	54.00	-5.94	17.67	2.22	28.17	0.00	Average	100	327	VERTICAL
2	2390.00	60.25	74.00	-13.75	29.86	2.22	28.17	0.00	Peak	100	327	VERTICAL
3	2406.00	100.58				2.22	28.21	0.00	Average	100	327	VERTICAL
4	2413.20	112.68				2.22	28.21	0.00	Peak	100	327	VERTICAL
5	2495.50	64.85	74.00	-9.15	34.17	2.27	28.41	0.00	Peak	100	327	VERTICAL
6	2497.90	52.02	54.00	-1.98	21.34	2.27	28.41	0.00	Average	100	327	VERTICAL

Item 3, 4 are the fundamental frequency at 2412 MHz.

**Channel 6**

	Freq	Level	Limit Line	Over Limit	Read Level	Cable Loss	Antenna Factor	Preamp Factor	Remark	A/Pos	T/Pos	Pol/Phase
	MHz	dBuV/m	dBuV/m	dB	dBuV	dB	dB/m	dB		cm	deg	
1	2389.20	61.61	74.00	-12.39	31.23	2.21	28.17	0.00	Peak	100	324	VERTICAL
2	2390.00	49.59	54.00	-4.41	19.20	2.22	28.17	0.00	Average	100	324	VERTICAL
3	2441.80	117.63				2.24	28.29	0.00	Peak	100	324	VERTICAL
4	2444.60	106.58				2.24	28.29	0.00	Average	100	324	VERTICAL
5	2483.50	52.98	54.00	-1.02	22.35	2.26	28.37	0.00	Average	100	324	VERTICAL
6	2484.30	65.37	74.00	-8.63	34.74	2.26	28.37	0.00	Peak	100	324	VERTICAL

Item 3, 4 are the fundamental frequency at 2437MHz.

**Channel 11**

	Freq	Level	Limit Line	Over Limit	Read Level	Cable Loss	Antenna Factor	Preamp Factor	Remark	A/Pos	T/Pos	Pol/Phase
	MHz	dBuV/m	dBuV/m	dB	dBuV	dB	dB/m	dB		cm	deg	
1	2468.40	104.55				2.26	28.37	0.00	Average	100	322	VERTICAL
2	2468.40	116.35				2.26	28.37	0.00	Peak	100	322	VERTICAL
3	2483.50	52.14	54.00	-1.86	21.51	2.26	28.37	0.00	Average	100	322	VERTICAL
4	2483.50	65.94	74.00	-8.06	35.31	2.26	28.37	0.00	Peak	100	322	VERTICAL

Item 1, 2 are the fundamental frequency at 2462 MHz.



<b>Temperature</b>	25°C	<b>Humidity</b>	65%
<b>Test Engineer</b>	Serway Lee	<b>Configurations</b>	IEEE 802.11n MCS0 20MHz Ch 1, 6, 11 / Chain 1 + Chain 2 + Chain 3
<b>Test Mode</b>	Mode 4 (Ant. 4 Yagi antenna / 13.5dBi) (3TX)		

**Channel 1**

	Freq	Level	Limit Line	Over Limit	Read Level	CableAntenna Loss	Antenna Factor	Preamp Factor	Remark	A/Pos	T/Pos	Pol/Phase
	MHz	dBuV/m	dBuV/m	dB	dBuV	dB	dB/m	dB		cm	deg	
1	2387.60	61.99	74.00	-12.01	31.61	2.21	28.17	0.00	Peak	100	0	VERTICAL
2	2390.00	48.91	54.00	-5.09	18.52	2.22	28.17	0.00	Average	100	0	VERTICAL
3	2407.20	113.96				2.22	28.21	0.00	Peak	100	0	VERTICAL
4	2407.60	103.67				2.22	28.21	0.00	Average	100	0	VERTICAL
5	2497.50	52.73	54.00	-1.27	22.05	2.27	28.41	0.00	Average	100	0	VERTICAL
6	2497.90	66.95	74.00	-7.05	36.27	2.27	28.41	0.00	Peak	100	0	VERTICAL

Item 3, 4 are the fundamental frequency at 2412 MHz.

**Channel 6**

	Freq	Level	Limit Line	Over Limit	Read Level	CableAntenna Loss	Antenna Factor	Preamp Factor	Remark	A/Pos	T/Pos	Pol/Phase
	MHz	dBuV/m	dBuV/m	dB	dBuV	dB	dB/m	dB		cm	deg	
1	2389.00	60.91	74.00	-13.09	30.53	2.21	28.17	0.00	Peak	100	360	VERTICAL
2	2390.00	49.74	54.00	-4.26	19.35	2.22	28.17	0.00	Average	100	360	VERTICAL
3	2432.80	114.34				2.23	28.25	0.00	Peak	100	360	VERTICAL
4	2433.20	104.57				2.23	28.25	0.00	Average	100	360	VERTICAL
5	2483.90	52.71	54.00	-1.29	22.08	2.26	28.37	0.00	Average	100	360	VERTICAL
6	2484.70	65.43	74.00	-8.57	34.80	2.26	28.37	0.00	Peak	100	360	VERTICAL

Item 3, 4 are the fundamental frequency at 2437MHz.

**Channel 11**

	Freq	Level	Limit Line	Over Limit	Read Level	CableAntenna Loss	Antenna Factor	Preamp Factor	Remark	A/Pos	T/Pos	Pol/Phase
	MHz	dBuV/m	dBuV/m	dB	dBuV	dB	dB/m	dB		cm	deg	
1	2466.80	107.72				2.26	28.33	0.00	Average	100	355	VERTICAL
2	2466.80	116.86				2.26	28.33	0.00	Peak	100	355	VERTICAL
3	2483.50	52.87	54.00	-1.13	22.24	2.26	28.37	0.00	Average	100	355	VERTICAL
4	2483.90	67.92	74.00	-6.08	37.29	2.26	28.37	0.00	Peak	100	355	VERTICAL

Item 1, 2 are the fundamental frequency at 2462 MHz.

<b>Temperature</b>	25°C	<b>Humidity</b>	65%
<b>Test Engineer</b>	Serway Lee	<b>Configurations</b>	IEEE 802.11n MCS8 20MHz Ch 1, 6, 11 / Chain 1 + Chain 2 + Chain 3
<b>Test Mode</b>	Mode 4 (Ant. 4 Yagi antenna / 13.5dBi) (3TX)		

**Channel 1**

	Freq	Level	Limit Line	Over Limit	Read Level	CableAntenna Loss	Antenna Factor	Preamp Factor	Remark	A/Pos	T/Pos	Pol/Phase
	MHz	dBuV/m	dBuV/m	dB	dBuV	dB	dB/m	dB		cm	deg	
1	2390.00	49.01	54.00	-4.99	18.62	2.22	28.17	0.00	Average	100	5	VERTICAL
2	2390.00	59.97	74.00	-14.03	29.58	2.22	28.17	0.00	Peak	100	5	VERTICAL
3	2409.20	102.08				2.22	28.21	0.00	Average	100	5	VERTICAL
4	2415.60	113.02				2.23	28.21	0.00	Peak	100	5	VERTICAL
5	2490.70	66.52	74.00	-7.48	35.85	2.26	28.41	0.00	Peak	100	5	VERTICAL
6	2495.10	52.83	54.00	-1.17	22.15	2.27	28.41	0.00	Average	100	5	VERTICAL

Item 3, 4 are the fundamental frequency at 2412 MHz.

**Channel 6**

	Freq	Level	Limit Line	Over Limit	Read Level	CableAntenna Loss	Antenna Factor	Preamp Factor	Remark	A/Pos	T/Pos	Pol/Phase
	MHz	dBuV/m	dBuV/m	dB	dBuV	dB	dB/m	dB		cm	deg	
1	2390.00	49.71	54.00	-4.29	19.32	2.22	28.17	0.00	Average	100	359	VERTICAL
2	2390.00	60.57	74.00	-13.43	30.18	2.22	28.17	0.00	Peak	100	359	VERTICAL
3	2431.40	113.86				2.23	28.25	0.00	Peak	100	359	VERTICAL
4	2435.40	103.22				2.23	28.29	0.00	Average	100	359	VERTICAL
5	2489.10	52.90	54.00	-1.10	22.23	2.26	28.41	0.00	Average	100	359	VERTICAL
6	2492.70	67.52	74.00	-6.48	36.84	2.27	28.41	0.00	Peak	100	359	VERTICAL

Item 3, 4 are the fundamental frequency at 2437MHz.

**Channel 11**

	Freq	Level	Limit Line	Over Limit	Read Level	CableAntenna Loss	Antenna Factor	Preamp Factor	Remark	A/Pos	T/Pos	Pol/Phase
	MHz	dBuV/m	dBuV/m	dB	dBuV	dB	dB/m	dB		cm	deg	
1	2466.00	117.51				2.24	28.33	0.00	Peak	100	360	VERTICAL
2	2466.80	104.80				2.26	28.33	0.00	Average	100	360	VERTICAL
3	2483.50	52.79	54.00	-1.21	22.16	2.26	28.37	0.00	Average	100	360	VERTICAL
4	2489.10	67.16	74.00	-6.84	36.49	2.26	28.41	0.00	Peak	100	360	VERTICAL

Item 1, 2 are the fundamental frequency at 2462 MHz.

<b>Temperature</b>	25°C	<b>Humidity</b>	65%
<b>Test Engineer</b>	Serway Lee	<b>Configurations</b>	IEEE 802.11n MCS0 40MHz Ch 3, 6, 9 / Chain 1
<b>Test Mode</b>	Mode 4 (Ant. 4 Yagi antenna / 13.5dBi) (1TX)		

**Channel 3**

	Freq	Level	Limit Line	Over Limit	Read Level	CableAntenna Loss	Antenna Factor	Preamp Factor	Remark	A/Pos	T/Pos	Pol/Phase
	MHz	dBuV/m	dBuV/m	dB	dBuV	dB	dB/m	dB		cm	deg	
1	2390.00	52.67	54.00	-1.33	22.28	2.22	28.17	0.00	Average	100	13	VERTICAL
2	2390.00	72.05	74.00	-1.95	41.66	2.22	28.17	0.00	Peak	100	13	VERTICAL
3	2406.00	97.25				2.22	28.21	0.00	Average	100	13	VERTICAL
4	2406.80	108.07				2.22	28.21	0.00	Peak	100	13	VERTICAL

Item 3, 4 are the fundamental frequency at 2422 MHz.

**Channel 6**

	Freq	Level	Limit Line	Over Limit	Read Level	CableAntenna Loss	Antenna Factor	Preamp Factor	Remark	A/Pos	T/Pos	Pol/Phase
	MHz	dBuV/m	dBuV/m	dB	dBuV	dB	dB/m	dB		cm	deg	
1	2390.00	52.46	54.00	-1.54	22.07	2.22	28.17	0.00	Average	100	6	VERTICAL
2	2390.00	70.94	74.00	-3.06	40.55	2.22	28.17	0.00	Peak	100	6	VERTICAL
3	2453.40	103.28				2.24	28.33	0.00	Average	100	6	VERTICAL
4	2453.40	113.60				2.24	28.33	0.00	Peak	100	6	VERTICAL
5	2483.50	52.61	54.00	-1.39	21.98	2.26	28.37	0.00	Average	100	6	VERTICAL
6	2483.90	65.32	74.00	-8.68	34.69	2.26	28.37	0.00	Peak	100	6	VERTICAL

Item 3, 4 are the fundamental frequency at 2437MHz.

**Channel 9**

	Freq	Level	Limit Line	Over Limit	Read Level	CableAntenna Loss	Antenna Factor	Preamp Factor	Remark	A/Pos	T/Pos	Pol/Phase
	MHz	dBuV/m	dBuV/m	dB	dBuV	dB	dB/m	dB		cm	deg	
1	2466.40	106.84				2.26	28.33	0.00	Peak	100	0	VERTICAL
2	2469.60	96.76				2.26	28.37	0.00	Average	100	0	VERTICAL
3	2483.50	52.51	54.00	-1.49	21.88	2.26	28.37	0.00	Average	100	0	VERTICAL
4	2483.90	70.76	74.00	-3.24	40.13	2.26	28.37	0.00	Peak	100	0	VERTICAL

Item 1, 2 are the fundamental frequency at 2452 MHz.

<b>Temperature</b>	25°C	<b>Humidity</b>	65%
<b>Test Engineer</b>	Serway Lee	<b>Configurations</b>	IEEE 802.11n MCS0 40MHz Ch 3, 6, 9 / Chain 1 + Chain 2
<b>Test Mode</b>	Mode 4 (Ant. 4 Yagi antenna / 13.5dBi) (2TX)		

### Channel 3

	Freq	Level	Limit Line	Over Limit	Read Level	CableAntenna Loss	Antenna Factor	Preamp Factor	Remark	A/Pos	T/Pos	Pol/Phase
	MHz	dBuV/m	dBuV/m	dB	dBuV	dB	dB/m	dB		cm	deg	
1	2390.00	52.94	54.00	-1.06	22.55	2.22	28.17	0.00	Average	100	324	VERTICAL
2	2390.00	69.10	74.00	-4.90	38.71	2.22	28.17	0.00	Peak	100	324	VERTICAL
3	2414.00	100.13				2.22	28.21	0.00	Average	100	324	VERTICAL
4	2433.20	110.46				2.23	28.25	0.00	Peak	100	324	VERTICAL

Item 3, 4 are the fundamental frequency at 2422 MHz.

### Channel 6

	Freq	Level	Limit Line	Over Limit	Read Level	CableAntenna Loss	Antenna Factor	Preamp Factor	Remark	A/Pos	T/Pos	Pol/Phase
	MHz	dBuV/m	dBuV/m	dB	dBuV	dB	dB/m	dB		cm	deg	
1	2387.20	65.50	74.00	-8.50	35.12	2.21	28.17	0.00	Peak	100	351	VERTICAL
2	2390.00	51.04	54.00	-2.96	20.65	2.22	28.17	0.00	Average	100	351	VERTICAL
3	2451.80	104.46				2.24	28.33	0.00	Average	100	351	VERTICAL
4	2453.00	113.84				2.24	28.33	0.00	Peak	100	351	VERTICAL
5	2489.50	52.27	54.00	-1.73	21.60	2.26	28.41	0.00	Average	100	351	VERTICAL
6	2489.50	65.76	74.00	-8.24	35.09	2.26	28.41	0.00	Peak	100	351	VERTICAL

Item 3, 4 are the fundamental frequency at 2437MHz.

### Channel 9

	Freq	Level	Limit Line	Over Limit	Read Level	CableAntenna Loss	Antenna Factor	Preamp Factor	Remark	A/Pos	T/Pos	Pol/Phase
	MHz	dBuV/m	dBuV/m	dB	dBuV	dB	dB/m	dB		cm	deg	
1	2468.40	104.55				2.26	28.37	0.00	Average	100	322	VERTICAL
2	2468.40	116.35				2.26	28.37	0.00	Peak	100	322	VERTICAL
3	2483.50	52.14	54.00	-1.86	21.51	2.26	28.37	0.00	Average	100	322	VERTICAL
4	2483.50	65.94	74.00	-8.06	35.31	2.26	28.37	0.00	Peak	100	322	VERTICAL

Item 1, 2 are the fundamental frequency at 2452 MHz.

<b>Temperature</b>	25°C	<b>Humidity</b>	65%
<b>Test Engineer</b>	Serway Lee	<b>Configurations</b>	IEEE 802.11n MCS8 40MHz Ch 3, 6, 9 / Chain 1 + Chain 2
<b>Test Mode</b>	Mode 4 (Ant. 4 Yagi antenna / 13.5dBi) (2TX)		

### Channel 3

	Freq	Level	Limit Line	Over Limit	Read Level	CableAntenna Loss	Antenna Factor	Preamp Factor	Remark	A/Pos	T/Pos	Pol/Phase
	MHz	dBuV/m	dBuV/m	dB	dBuV	dB	dB/m	dB		cm	deg	
1	2390.00	52.80	54.00	-1.20	22.41	2.22	28.17	0.00	Average	100	321	VERTICAL
2	2390.00	68.81	74.00	-5.19	38.42	2.22	28.17	0.00	Peak	100	321	VERTICAL
3	2409.20	97.85				2.22	28.21	0.00	Average	100	321	VERTICAL
4	2429.20	109.54				2.23	28.25	0.00	Peak	100	321	VERTICAL

Item 3, 4 are the fundamental frequency at 2422 MHz.

### Channel 6

	Freq	Level	Limit Line	Over Limit	Read Level	CableAntenna Loss	Antenna Factor	Preamp Factor	Remark	A/Pos	T/Pos	Pol/Phase
	MHz	dBuV/m	dBuV/m	dB	dBuV	dB	dB/m	dB		cm	deg	
1	2389.20	62.29	74.00	-11.71	31.91	2.21	28.17	0.00	Peak	100	319	VERTICAL
2	2390.00	50.13	54.00	-3.87	19.74	2.22	28.17	0.00	Average	100	319	VERTICAL
3	2452.60	111.97				2.24	28.33	0.00	Peak	100	319	VERTICAL
4	2453.00	101.60				2.24	28.33	0.00	Average	100	319	VERTICAL
5	2483.50	52.98	54.00	-1.02	22.35	2.26	28.37	0.00	Average	100	319	VERTICAL
6	2484.30	65.90	74.00	-8.10	35.27	2.26	28.37	0.00	Peak	100	319	VERTICAL

Item 3, 4 are the fundamental frequency at 2437MHz.

### Channel 9

	Freq	Level	Limit Line	Over Limit	Read Level	CableAntenna Loss	Antenna Factor	Preamp Factor	Remark	A/Pos	T/Pos	Pol/Phase
	MHz	dBuV/m	dBuV/m	dB	dBuV	dB	dB/m	dB		cm	deg	
1	2468.00	97.02				2.26	28.33	0.00	Average	100	318	VERTICAL
2	2468.80	107.45				2.26	28.37	0.00	Peak	100	318	VERTICAL
3	2483.50	52.94	54.00	-1.06	22.31	2.26	28.37	0.00	Average	100	318	VERTICAL
4	2483.50	70.48	74.00	-3.52	39.85	2.26	28.37	0.00	Peak	100	318	VERTICAL

Item 1, 2 are the fundamental frequency at 2452 MHz.

<b>Temperature</b>	25°C	<b>Humidity</b>	65%
<b>Test Engineer</b>	Serway Lee	<b>Configurations</b>	IEEE 802.11n MCS0 40MHz Ch 3, 6, 9 / Chain 1 + Chain 2 + Chain 3
<b>Test Mode</b>	Mode 4 (Ant. 4 Yagi antenna / 13.5dBi) (3TX)		

**Channel 3**

	Freq	Level	Limit Line	Over Limit	Read Level	CableAntenna Loss	Antenna Factor	Preamp Factor	Remark	A/Pos	T/Pos	Pol/Phase
	MHz	dBuV/m	dBuV/m	dB	dBuV	dB	dB/m	dB		cm	deg	
1	2389.60	69.58	74.00	-4.42	39.20	2.21	28.17	0.00	Peak	100	0	VERTICAL
2	2390.00	52.58	54.00	-1.42	22.19	2.22	28.17	0.00	Average	100	0	VERTICAL
3	2411.20	110.64				2.22	28.21	0.00	Peak	100	0	VERTICAL
4	2432.80	100.95				2.23	28.25	0.00	Average	100	0	VERTICAL

Item 3, 4 are the fundamental frequency at 2422 MHz.

**Channel 6**

	Freq	Level	Limit Line	Over Limit	Read Level	CableAntenna Loss	Antenna Factor	Preamp Factor	Remark	A/Pos	T/Pos	Pol/Phase
	MHz	dBuV/m	dBuV/m	dB	dBuV	dB	dB/m	dB		cm	deg	
1	2390.00	49.09	54.00	-4.91	18.70	2.22	28.17	0.00	Average	100	2	VERTICAL
2	2390.00	60.51	74.00	-13.49	30.12	2.22	28.17	0.00	Peak	100	2	VERTICAL
3	2442.20	101.21				2.24	28.29	0.00	Average	100	2	VERTICAL
4	2442.60	111.18				2.24	28.29	0.00	Peak	100	2	VERTICAL
5	2489.50	52.27	54.00	-1.73	21.60	2.26	28.41	0.00	Average	100	2	VERTICAL
6	2493.50	66.98	74.00	-7.02	36.30	2.27	28.41	0.00	Peak	100	2	VERTICAL

Item 3, 4 are the fundamental frequency at 2437MHz.

**Channel 9**

	Freq	Level	Limit Line	Over Limit	Read Level	CableAntenna Loss	Antenna Factor	Preamp Factor	Remark	A/Pos	T/Pos	Pol/Phase
	MHz	dBuV/m	dBuV/m	dB	dBuV	dB	dB/m	dB		cm	deg	
1	2468.80	108.53				2.26	28.37	0.00	Peak	100	341	VERTICAL
2	2469.20	99.09				2.26	28.37	0.00	Average	100	341	VERTICAL
3	2483.50	52.90	54.00	-1.10	22.27	2.26	28.37	0.00	Average	100	341	VERTICAL
4	2483.90	71.56	74.00	-2.44	40.93	2.26	28.37	0.00	Peak	100	341	VERTICAL

Item 1, 2 are the fundamental frequency at 2452 MHz.

<b>Temperature</b>	25°C	<b>Humidity</b>	65%
<b>Test Engineer</b>	Serway Lee	<b>Configurations</b>	IEEE 802.11n MCS8 40MHz Ch 3, 6, 9 / Chain 1 + Chain 2 + Chain 3
<b>Test Mode</b>	Mode 4 (Ant. 4 Yagi antenna / 13.5dBi) (3TX)		

**Channel 3**

	Freq	Level	Limit Line	Over Limit	Read Level	CableAntenna Loss	Antenna Factor	Preamp Factor	Remark	A/Pos	T/Pos	Pol/Phase
	MHz	dBuV/m	dBuV/m	dB	dBuV	dB	dB/m	dB		cm	deg	
1	2389.60	69.74	74.00	-4.26	39.36	2.21	28.17	0.00	Peak	100	1	VERTICAL
2	2390.00	52.86	54.00	-1.14	22.47	2.22	28.17	0.00	Average	100	1	VERTICAL
3	2404.80	99.39				2.22	28.21	0.00	Average	100	1	VERTICAL
4	2436.00	110.10				2.23	28.29	0.00	Peak	100	1	VERTICAL

Item 3, 4 are the fundamental frequency at 2422 MHz.

**Channel 6**

	Freq	Level	Limit Line	Over Limit	Read Level	CableAntenna Loss	Antenna Factor	Preamp Factor	Remark	A/Pos	T/Pos	Pol/Phase
	MHz	dBuV/m	dBuV/m	dB	dBuV	dB	dB/m	dB		cm	deg	
1	2390.00	50.21	54.00	-3.79	19.82	2.22	28.17	0.00	Average	100	360	VERTICAL
2	2390.00	61.57	74.00	-12.43	31.18	2.22	28.17	0.00	Peak	100	360	VERTICAL
3	2453.40	112.60				2.24	28.33	0.00	Peak	100	360	VERTICAL
4	2453.80	103.05				2.24	28.33	0.00	Average	100	360	VERTICAL
5	2488.30	66.71	74.00	-7.29	36.04	2.26	28.41	0.00	Peak	100	360	VERTICAL
6	2489.90	52.93	54.00	-1.07	22.26	2.26	28.41	0.00	Average	100	360	VERTICAL

Item 3, 4 are the fundamental frequency at 2437MHz.

**Channel 9**

	Freq	Level	Limit Line	Over Limit	Read Level	CableAntenna Loss	Antenna Factor	Preamp Factor	Remark	A/Pos	T/Pos	Pol/Phase
	MHz	dBuV/m	dBuV/m	dB	dBuV	dB	dB/m	dB		cm	deg	
1	2442.40	105.29				2.24	28.29	0.00	Peak	100	7	VERTICAL
2	2464.40	95.32				2.24	28.33	0.00	Average	100	7	VERTICAL
3	2483.50	52.36	54.00	-1.64	21.73	2.26	28.37	0.00	Average	100	7	VERTICAL
4	2483.50	70.57	74.00	-3.43	39.94	2.26	28.37	0.00	Peak	100	7	VERTICAL

Item 1, 2 are the fundamental frequency at 2452 MHz.

Note:

Emission level (dBuV/m) = 20 log Emission level (uV/m).

Corrected Reading: Antenna Factor + Cable Loss + Read Level - Preamp Factor = Level.

<b>Temperature</b>	25°C	<b>Humidity</b>	65%
<b>Test Engineer</b>	Serway Lee	<b>Configurations</b>	IEEE 802.11b CH 1, 6, 11 / Chain 1
<b>Test Mode</b>	Mode 4 (Ant. 4 Yagi antenna / 13.5dBi) (1TX)		

**Channel 1**

	Freq	Level	Limit Line	Over Limit	Read Level	Cable Loss	Antenna Factor	Preamp Factor	Remark	A/Pos	T/Pos	Pol/Phase
	MHz	dBuV/m	dBuV/m	dB	dBuV	dB	dB/m	dB		cm	deg	
1	2389.60	56.01	74.00	-17.99	25.63	2.21	28.17	0.00	Peak	100	335	VERTICAL
2	2390.00	43.94	54.00	-10.06	13.55	2.22	28.17	0.00	Average	100	335	VERTICAL
3	2410.40	103.36				2.22	28.21	0.00	Average	100	335	VERTICAL
4	2411.20	107.02				2.22	28.21	0.00	Peak	100	335	VERTICAL
5	2498.70	62.23	74.00	-11.77	31.55	2.27	28.41	0.00	Peak	100	335	VERTICAL
6	2499.50	52.52	54.00	-1.48	21.84	2.27	28.41	0.00	Average	100	335	VERTICAL

Item 3, 4 are the fundamental frequency at 2412 MHz.

**Channel 6**

	Freq	Level	Limit Line	Over Limit	Read Level	Cable Loss	Antenna Factor	Preamp Factor	Remark	A/Pos	T/Pos	Pol/Phase
	MHz	dBuV/m	dBuV/m	dB	dBuV	dB	dB/m	dB		cm	deg	
1	2389.80	62.79	74.00	-11.21	32.40	2.22	28.17	0.00	Peak	101	340	VERTICAL
2	2390.00	52.10	54.00	-1.90	21.71	2.22	28.17	0.00	Average	101	340	VERTICAL
3	2438.00	119.69				2.23	28.29	0.00	Peak	101	340	VERTICAL
4	2438.80	116.00				2.23	28.29	0.00	Average	101	340	VERTICAL
5	2483.50	51.35	54.00	-2.65	20.72	2.26	28.37	0.00	Average	101	340	VERTICAL
6	2483.50	61.92	74.00	-12.08	31.29	2.26	28.37	0.00	Peak	101	340	VERTICAL

Item 3, 4 are the fundamental frequency at 2437 MHz.

**Channel 11**

	Freq	Level	Limit Line	Over Limit	Read Level	Cable Loss	Antenna Factor	Preamp Factor	Remark	A/Pos	T/Pos	Pol/Phase
	MHz	dBuV/m	dBuV/m	dB	dBuV	dB	dB/m	dB		cm	deg	
1	2463.00	115.63				2.24	28.33	0.00	Peak	100	340	VERTICAL
2	2463.80	111.79				2.24	28.33	0.00	Average	100	340	VERTICAL
3	2487.50	62.45	74.00	-11.55	31.78	2.26	28.41	0.00	Peak	100	340	VERTICAL
4	2487.70	52.70	54.00	-1.30	22.03	2.26	28.41	0.00	Average	100	340	VERTICAL

Item 1, 2 are the fundamental frequency at 2462 MHz.



<b>Temperature</b>	25°C	<b>Humidity</b>	65%
<b>Test Engineer</b>	Serway Lee	<b>Configurations</b>	IEEE 802.11b CH 1, 6, 11 / Chain 1 + Chain 2
<b>Test Mode</b>	Mode 4 (Ant. 4 Yagi antenna / 13.5dBi) (2TX)		

**Channel 1**

	Freq	Level	Limit Line	Over Limit	Read Level	Cable Loss	Antenna Factor	Preamp Factor	Remark	A/Pos	T/Pos	Pol/Phase
	MHz	dBuV/m	dBuV/m	dB	dBuV	dB	dB/m	dB		cm	deg	
1	2390.00	45.89	54.00	-8.11	15.50	2.22	28.17	0.00	Average	100	332	VERTICAL
2	2390.00	57.01	74.00	-16.99	26.62	2.22	28.17	0.00	Peak	100	332	VERTICAL
3	2414.80	103.75				2.22	28.21	0.00	Average	100	332	VERTICAL
4	2414.80	107.55				2.22	28.21	0.00	Peak	100	332	VERTICAL
5	2499.10	52.60	54.00	-1.40	21.92	2.27	28.41	0.00	Average	100	332	VERTICAL
6	2499.90	63.19	74.00	-10.81	32.51	2.27	28.41	0.00	Peak	100	332	VERTICAL

Item 3, 4 are the fundamental frequency at 2412 MHz.

**Channel 6**

	Freq	Level	Limit Line	Over Limit	Read Level	Cable Loss	Antenna Factor	Preamp Factor	Remark	A/Pos	T/Pos	Pol/Phase
	MHz	dBuV/m	dBuV/m	dB	dBuV	dB	dB/m	dB		cm	deg	
1	2389.60	61.28	74.00	-12.72	30.90	2.21	28.17	0.00	Peak	100	346	VERTICAL
2	2390.00	49.24	54.00	-4.76	18.85	2.22	28.17	0.00	Average	100	346	VERTICAL
3	2438.20	120.66				2.23	28.29	0.00	Peak	100	346	VERTICAL
4	2438.60	116.94				2.23	28.29	0.00	Average	100	346	VERTICAL
5	2483.50	52.33	54.00	-1.67	21.70	2.26	28.37	0.00	Average	100	346	VERTICAL
6	2497.90	65.66	74.00	-8.34	34.98	2.27	28.41	0.00	Peak	100	346	VERTICAL

Item 3, 4 are the fundamental frequency at 2437 MHz.

**Channel 11**

	Freq	Level	Limit Line	Over Limit	Read Level	Cable Loss	Antenna Factor	Preamp Factor	Remark	A/Pos	T/Pos	Pol/Phase
	MHz	dBuV/m	dBuV/m	dB	dBuV	dB	dB/m	dB		cm	deg	
1	2463.60	114.08				2.24	28.33	0.00	Average	100	3	VERTICAL
2	2464.40	117.59				2.24	28.33	0.00	Peak	100	3	VERTICAL
3	2483.50	52.14	54.00	-1.86	21.51	2.26	28.37	0.00	Average	100	3	VERTICAL
4	2483.50	63.69	74.00	-10.31	33.06	2.26	28.37	0.00	Peak	100	3	VERTICAL

Item 1, 2 are the fundamental frequency at 2462 MHz.

<b>Temperature</b>	25°C	<b>Humidity</b>	65%
<b>Test Engineer</b>	Serway Lee	<b>Configurations</b>	IEEE 802.11b CH 1, 6, 11 / Chain 1 + Chain 2 + Chain 3
<b>Test Mode</b>	Mode 4 (Ant. 4 Yagi antenna / 13.5dBi) (3TX)		

**Channel 1**

	Freq	Level	Limit Line	Over Limit	Read Level	Cable Loss	Antenna Factor	Preamp Factor	Remark	A/Pos	T/Pos	Pol/Phase
	MHz	dBuV/m	dBuV/m	dB	dBuV	dB	dB/m	dB		cm	deg	
1	2388.40	58.41	74.00	-15.59	28.03	2.21	28.17	0.00	Peak	100	0	VERTICAL
2	2390.00	46.22	54.00	-7.78	15.83	2.22	28.17	0.00	Average	100	0	VERTICAL
3	2410.40	109.31				2.22	28.21	0.00	Average	100	0	VERTICAL
4	2410.40	112.88				2.22	28.21	0.00	Peak	100	0	VERTICAL
5	2490.70	66.15	74.00	-7.85	35.48	2.26	28.41	0.00	Peak	100	0	VERTICAL
6	2497.10	52.58	54.00	-1.42	21.90	2.27	28.41	0.00	Average	100	0	VERTICAL

Item 3, 4 are the fundamental frequency at 2412 MHz.

**Channel 6**

	Freq	Level	Limit Line	Over Limit	Read Level	Cable Loss	Antenna Factor	Preamp Factor	Remark	A/Pos	T/Pos	Pol/Phase
	MHz	dBuV/m	dBuV/m	dB	dBuV	dB	dB/m	dB		cm	deg	
1	2390.00	49.23	54.00	-4.77	18.84	2.22	28.17	0.00	Average	100	7	VERTICAL
2	2390.00	60.31	74.00	-13.69	29.92	2.22	28.17	0.00	Peak	100	7	VERTICAL
3	2435.20	116.03				2.23	28.29	0.00	Average	100	7	VERTICAL
4	2436.20	119.80				2.23	28.29	0.00	Peak	100	7	VERTICAL
5	2483.50	52.38	54.00	-1.62	21.75	2.26	28.37	0.00	Average	100	7	VERTICAL
6	2483.50	65.24	74.00	-8.76	34.61	2.26	28.37	0.00	Peak	100	7	VERTICAL

Item 3, 4 are the fundamental frequency at 2437 MHz.

**Channel 11**

	Freq	Level	Limit Line	Over Limit	Read Level	Cable Loss	Antenna Factor	Preamp Factor	Remark	A/Pos	T/Pos	Pol/Phase
	MHz	dBuV/m	dBuV/m	dB	dBuV	dB	dB/m	dB		cm	deg	
1	2463.00	119.02				2.24	28.33	0.00	Peak	100	3	HORIZONTAL
2	2463.80	115.35				2.24	28.33	0.00	Average	100	3	HORIZONTAL
3	2488.30	52.20	54.00	-1.80	21.52	2.26	28.42	0.00	Average	100	3	HORIZONTAL
4	2490.10	66.67	74.00	-7.33	35.99	2.26	28.42	0.00	Peak	100	3	HORIZONTAL

Item 1, 2 are the fundamental frequency at 2462 MHz.

<b>Temperature</b>	25°C	<b>Humidity</b>	65%
<b>Test Engineer</b>	Serway Lee	<b>Configurations</b>	IEEE 802.11g CH 1, 6, 11 / Chain 1
<b>Test Moe</b>	Mode 4 (Ant. 4 Yagi antenna / 13.5dBi) (1TX)		

**Channel 1**

	Freq	Level	Limit Line	Over Limit	Read Level	CableAntenna Loss	Antenna Factor	Preamp Factor	Remark	A/Pos	T/Pos	Pol/Phase
	MHz	dBuV/m	dBuV/m	dB	dBuV	dB	dB/m	dB		cm	deg	
1	2389.60	62.59	74.00	-11.41	32.21	2.21	28.17	0.00	Peak	100	336	VERTICAL
2	2390.00	49.16	54.00	-4.84	18.77	2.22	28.17	0.00	Average	100	336	VERTICAL
3	2405.20	112.76				2.22	28.21	0.00	Peak	100	336	VERTICAL
4	2405.60	102.92				2.22	28.21	0.00	Average	100	336	VERTICAL
5	2494.70	52.90	54.00	-1.10	22.22	2.27	28.41	0.00	Average	100	336	VERTICAL
6	2494.70	64.55	74.00	-9.45	33.87	2.27	28.41	0.00	Peak	100	336	VERTICAL

Item 3, 4 are the fundamental frequency at 2412 MHz.

**Channel 6**

	Freq	Level	Limit Line	Over Limit	Read Level	CableAntenna Loss	Antenna Factor	Preamp Factor	Remark	A/Pos	T/Pos	Pol/Phase
	MHz	dBuV/m	dBuV/m	dB	dBuV	dB	dB/m	dB		cm	deg	
1	2390.00	50.54	54.00	-3.46	20.15	2.22	28.17	0.00	Average	100	339	VERTICAL
2	2390.00	61.36	74.00	-12.64	30.97	2.22	28.17	0.00	Peak	100	339	VERTICAL
3	2442.40	119.46				2.24	28.29	0.00	Peak	100	339	VERTICAL
4	2443.00	109.43				2.24	28.29	0.00	Average	100	339	VERTICAL
5	2483.50	52.58	54.00	-1.42	21.95	2.26	28.37	0.00	Average	100	339	VERTICAL
6	2485.10	65.46	74.00	-8.54	34.79	2.26	28.41	0.00	Peak	100	339	VERTICAL

Item 3, 4 are the fundamental frequency at 2437 MHz.

**Channel 11**

	Freq	Level	Limit Line	Over Limit	Read Level	CableAntenna Loss	Antenna Factor	Preamp Factor	Remark	A/Pos	T/Pos	Pol/Phase
	MHz	dBuV/m	dBuV/m	dB	dBuV	dB	dB/m	dB		cm	deg	
1	2465.20	114.62				2.24	28.33	0.00	Peak	100	337	VERTICAL
2	2468.20	105.33				2.26	28.37	0.00	Average	100	337	VERTICAL
3	2483.50	52.81	54.00	-1.19	22.18	2.26	28.37	0.00	Average	100	337	VERTICAL
4	2483.50	66.39	74.00	-7.61	35.76	2.26	28.37	0.00	Peak	100	337	VERTICAL

Item 1, 2 are the fundamental frequency at 2462 MHz.

<b>Temperature</b>	25°C	<b>Humidity</b>	65%
<b>Test Engineer</b>	Serway Lee	<b>Configurations</b>	IEEE 802.11g CH 1, 6, 11 / Chain 1 + Chain 2
<b>Test Moe</b>	Mode 4 (Ant. 4 Yagi antenna / 13.5dBi) (2TX)		

**Channel 1**

	Freq	Level	Limit Line	Over Limit	Read Level	Cable Loss	Antenna Factor	Preamp Factor	Remark	A/Pos	T/Pos	Pol/Phase
	MHz	dBuV/m	dBuV/m	dB	dBuV	dB	dB/m	dB		cm	deg	
1	2390.00	47.31	54.00	-6.69	16.92	2.22	28.17	0.00	Average	100	337	VERTICAL
2	2390.00	58.23	74.00	-15.77	27.84	2.22	28.17	0.00	Peak	100	337	VERTICAL
3	2408.40	103.18				2.22	28.21	0.00	Average	100	337	VERTICAL
4	2408.40	113.12				2.22	28.21	0.00	Peak	100	337	VERTICAL
5	2497.10	66.30	74.00	-7.70	35.62	2.27	28.41	0.00	Peak	100	337	VERTICAL
6	2497.90	52.41	54.00	-1.59	21.73	2.27	28.41	0.00	Average	100	337	VERTICAL

Item 3, 4 are the fundamental frequency at 2412 MHz.

**Channel 6**

	Freq	Level	Limit Line	Over Limit	Read Level	Cable Loss	Antenna Factor	Preamp Factor	Remark	A/Pos	T/Pos	Pol/Phase
	MHz	dBuV/m	dBuV/m	dB	dBuV	dB	dB/m	dB		cm	deg	
1	2389.20	61.87	74.00	-12.13	31.49	2.21	28.17	0.00	Peak	100	341	VERTICAL
2	2390.00	49.25	54.00	-4.75	18.86	2.22	28.17	0.00	Average	100	341	VERTICAL
3	2431.40	118.31				2.23	28.25	0.00	Peak	100	341	VERTICAL
4	2441.60	108.54				2.24	28.29	0.00	Average	100	341	VERTICAL
5	2485.10	52.70	54.00	-1.30	22.03	2.26	28.41	0.00	Average	100	341	VERTICAL
6	2485.76	64.73	74.00	-9.27	34.06	2.26	28.41	0.00	Peak	100	341	VERTICAL

Item 3, 4 are the fundamental frequency at 2437 MHz.

**Channel 11**

	Freq	Level	Limit Line	Over Limit	Read Level	Cable Loss	Antenna Factor	Preamp Factor	Remark	A/Pos	T/Pos	Pol/Phase
	MHz	dBuV/m	dBuV/m	dB	dBuV	dB	dB/m	dB		cm	deg	
1	2468.20	107.98				2.26	28.37	0.00	Average	100	335	VERTICAL
2	2468.20	117.24				2.26	28.37	0.00	Peak	100	335	VERTICAL
3	2483.50	52.97	54.00	-1.03	22.34	2.26	28.37	0.00	Average	100	335	VERTICAL
4	2483.50	65.69	74.00	-8.31	35.06	2.26	28.37	0.00	Peak	100	335	VERTICAL

Item 1, 2 are the fundamental frequency at 2462 MHz.

<b>Temperature</b>	25°C	<b>Humidity</b>	65%
<b>Test Engineer</b>	Serway Lee	<b>Configurations</b>	IEEE 802.11g CH 1, 6, 11 / Chain 1 + Chain 2 + Chain 3
<b>Test Moe</b>	Mode 4 (Ant. 4 Yagi antenna / 13.5dBi) (3TX)		

**Channel 1**

	Freq	Level	Limit Line	Over Limit	Read Level	Cable Loss	Antenna Factor	Preamp Factor	Remark	A/Pos	T/Pos	Pol/Phase
	MHz	dBuV/m	dBuV/m	dB	dBuV	dB	dB/m	dB		cm	deg	
1	2390.00	47.61	54.00	-6.39	17.22	2.22	28.17	0.00	Average	100	355	VERTICAL
2	2390.00	58.51	74.00	-15.49	28.12	2.22	28.17	0.00	Peak	100	355	VERTICAL
3	2390.00	58.51	74.00	-15.49	28.12	2.22	28.17	0.00	Peak	100	355	VERTICAL
4	2413.20	113.19				2.22	28.21	0.00	Peak	100	355	VERTICAL
5	2413.60	103.68				2.22	28.21	0.00	Average	100	355	VERTICAL
6	2492.70	52.77	54.00	-1.23	22.09	2.27	28.41	0.00	Average	100	355	VERTICAL
7	2492.70	66.37	74.00	-7.63	35.69	2.27	28.41	0.00	Peak	100	355	VERTICAL

Item 3, 4 are the fundamental frequency at 2412 MHz.

**Channel 6**

	Freq	Level	Limit Line	Over Limit	Read Level	Cable Loss	Antenna Factor	Preamp Factor	Remark	A/Pos	T/Pos	Pol/Phase
	MHz	dBuV/m	dBuV/m	dB	dBuV	dB	dB/m	dB		cm	deg	
1	2389.40	61.16	74.00	-12.84	30.78	2.21	28.17	0.00	Peak	100	0	VERTICAL
2	2390.00	49.73	54.00	-4.27	19.34	2.22	28.17	0.00	Average	100	0	VERTICAL
3	2440.80	116.02				2.24	28.29	0.00	Peak	100	0	VERTICAL
4	2441.00	105.95				2.24	28.29	0.00	Average	100	0	VERTICAL
5	2484.70	65.83	74.00	-8.17	35.20	2.26	28.37	0.00	Peak	100	0	VERTICAL
6	2485.00	52.93	54.00	-1.07	22.30	2.26	28.37	0.00	Average	100	0	VERTICAL

Item 3, 4 are the fundamental frequency at 2437 MHz.

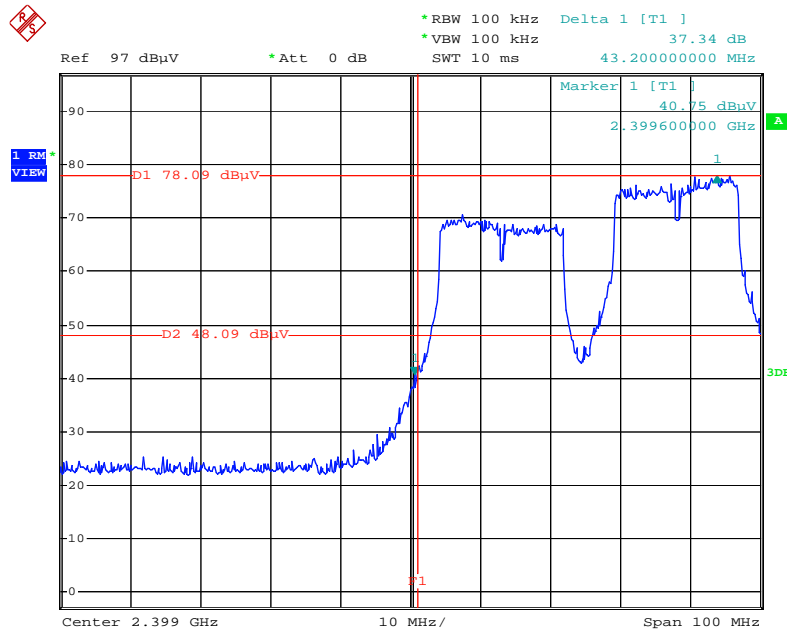
**Channel 11**

	Freq	Level	Limit Line	Over Limit	Read Level	Cable Loss	Antenna Factor	Preamp Factor	Remark	A/Pos	T/Pos	Pol/Phase
	MHz	dBuV/m	dBuV/m	dB	dBuV	dB	dB/m	dB		cm	deg	
1	2468.80	106.23				2.26	28.37	0.00	Average	100	3	VERTICAL
2	2469.20	115.78				2.26	28.37	0.00	Peak	100	3	VERTICAL
3	2483.50	52.65	54.00	-1.35	22.02	2.26	28.37	0.00	Average	100	3	VERTICAL
4	2491.10	66.63	74.00	-7.37	35.96	2.26	28.41	0.00	Peak	100	3	VERTICAL

Item 1, 2 are the fundamental frequency at 2462 MHz.

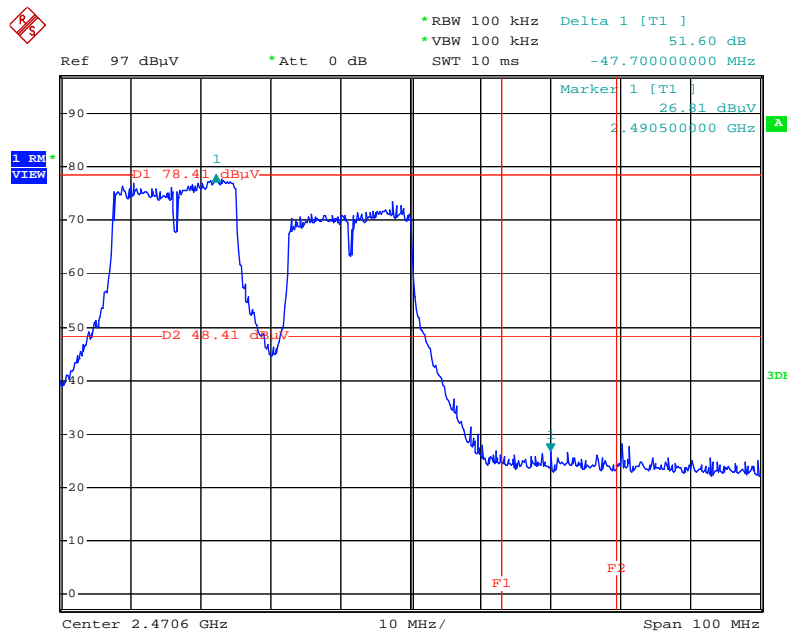
For Emission not in Restricted Band

Plot on Configuration IEEE 802.11n MCS0 20MHz / Chain 1 / 2412 MHz (1TX)



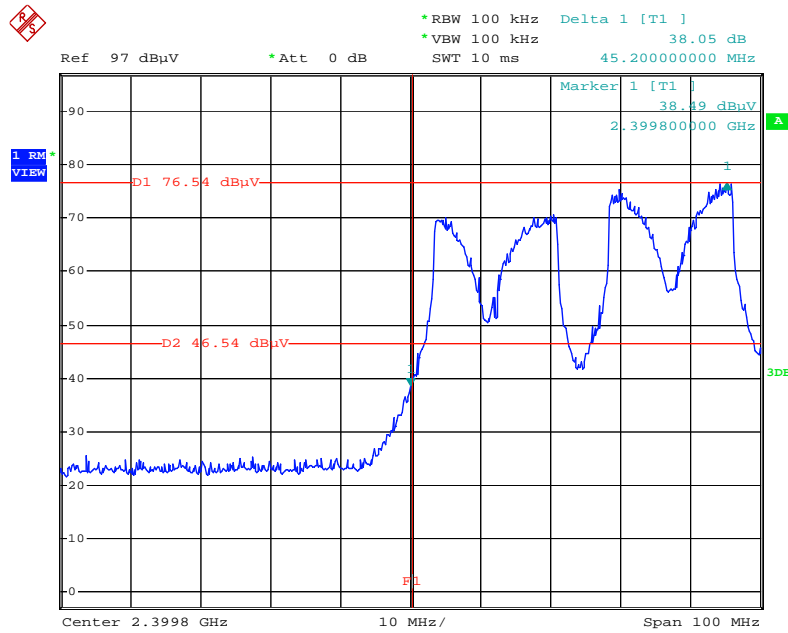
Date: 17.APR.2012 23:28:36

Plot on Configuration IEEE 802.11n MCS0 20MHz / Chain 1 / 2462 MHz (1TX)



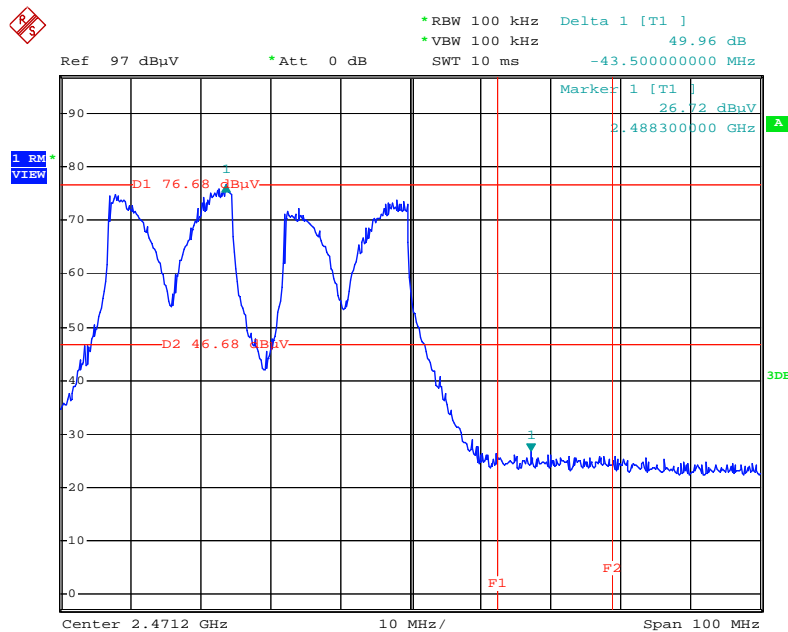
Date: 17.APR.2012 23:26:36

Plot on Configuration IEEE 802.11n MCS0 20MHz / Chain 1 + Chain 2/ 2412 MHz (2TX)



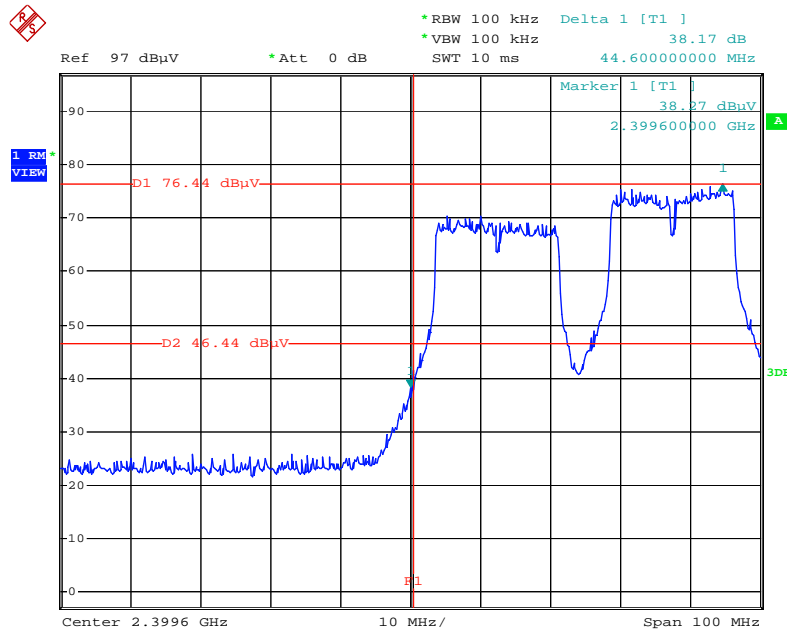
Date: 17.APR.2012 23:50:49

Plot on Configuration IEEE 802.11n MCS0 20MHz / Chain 1+ Chain 2/ 2462 MHz (2TX)



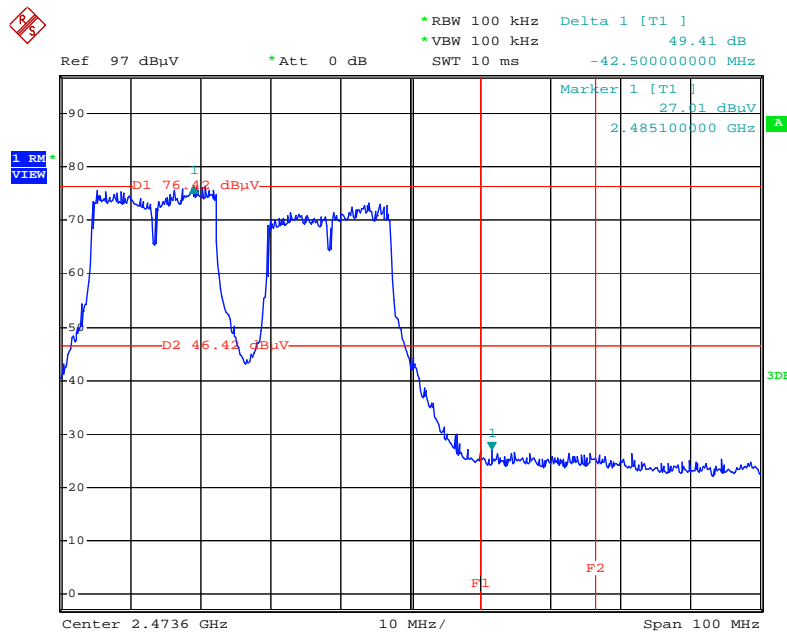
Date: 17.APR.2012 23:52:36

Plot on Configuration IEEE 802.11n MCS8 20MHz / Chain 1 + Chain 2/ 2412 MHz (2TX)



Date: 17.APR.2012 23:57:06

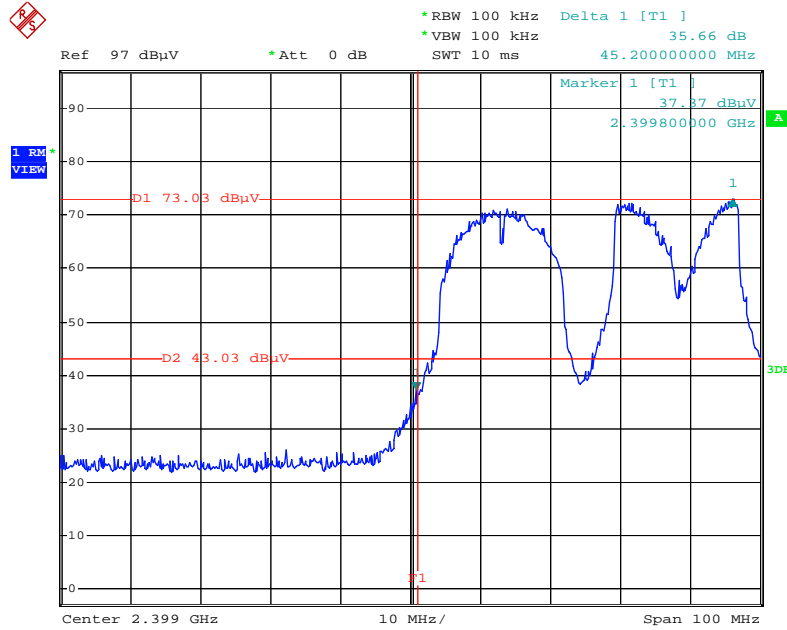
Plot on Configuration IEEE 802.11n MCS8 20MHz / Chain 1+ Chain 2/ 2462 MHz (2TX)



Date: 17.APR.2012 23:55:25

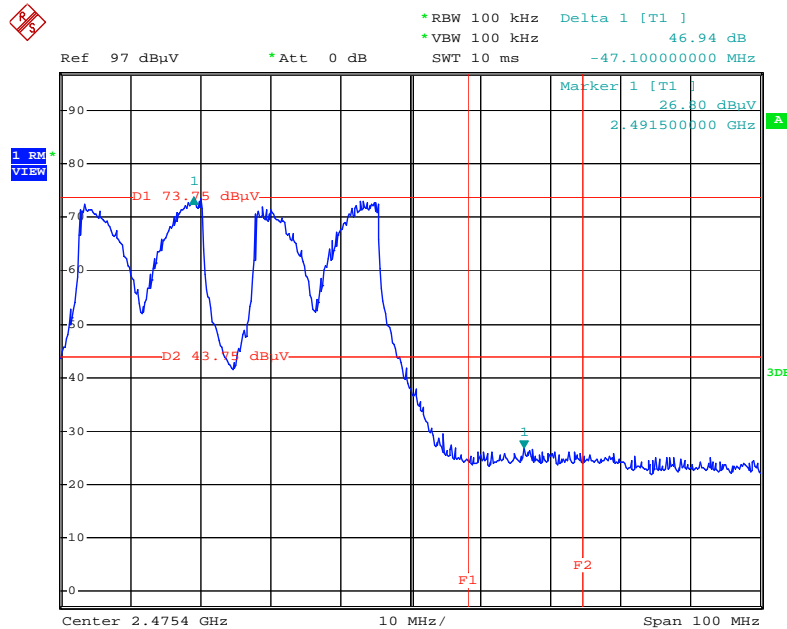


Plot on Configuration IEEE 802.11n MCS0 20MHz / Chain 1 + Chain 2 + Chain 3 / 2412 MHz (3TX)



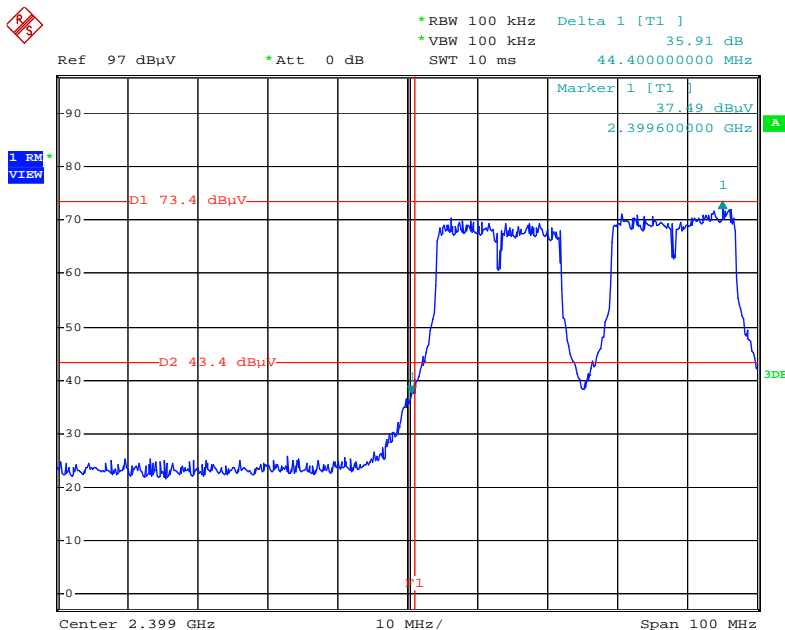
Date: 18.APR.2012 00:48:47

Plot on Configuration IEEE 802.11n MCS0 20MHz / Chain 1 + Chain 2 + Chain 3 / 2462 MHz (3TX)



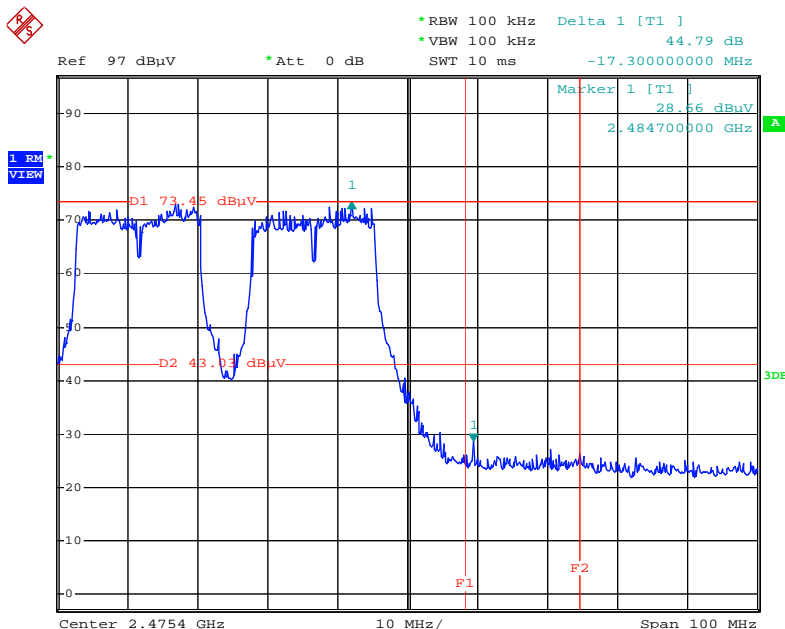
Date: 18.APR.2012 00:40:20

Plot on Configuration IEEE 802.11n MCS8 20MHz / Chain 1 + Chain 2 + Chain 3 / 2412 MHz (3TX)



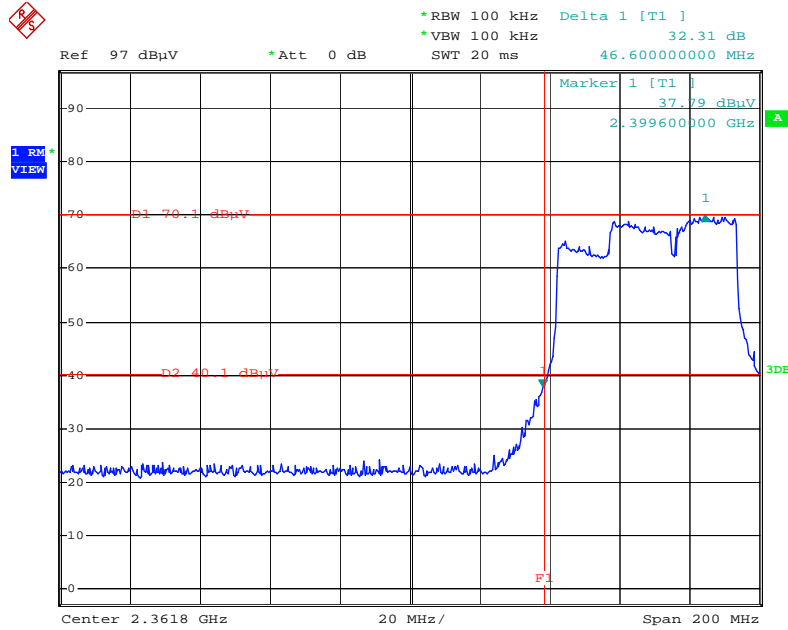
Date: 18.APR.2012 00:50:17

Plot on Configuration IEEE 802.11n MCS8 20MHz / Chain 1 + Chain 2 + Chain 3 / 2462 MHz (3TX)



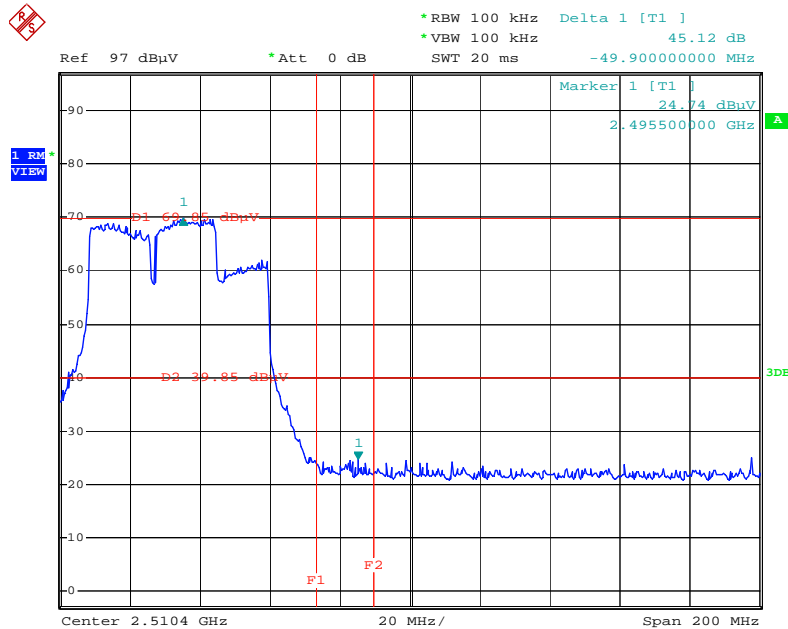
Date: 18.APR.2012 00:46:38

Plot on Configuration IEEE 802.11n MCS0 40MHz / Chain 1 / 2422 MHz (1TX)



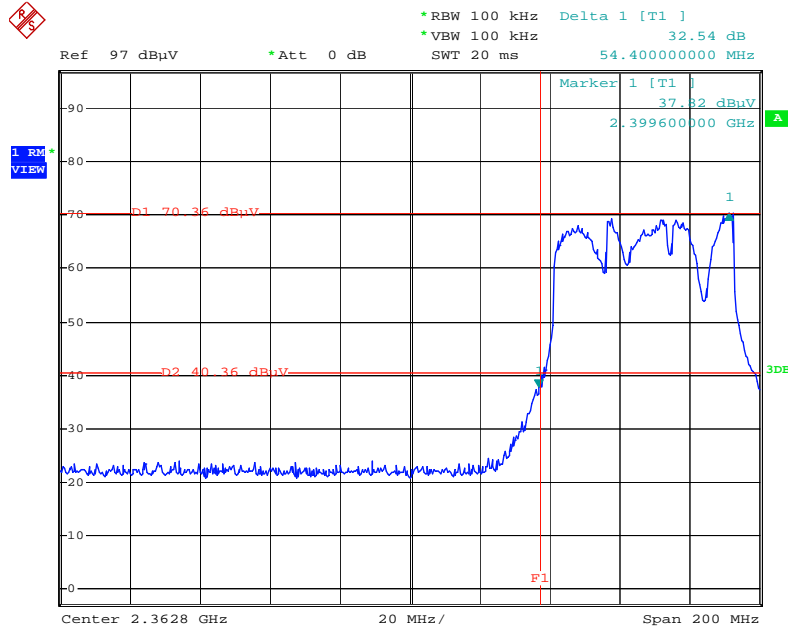
Date: 17.APR.2012 23:31:09

Plot on Configuration IEEE 802.11n MCS0 40MHz / Chain 1 / 2452 MHz (1TX)



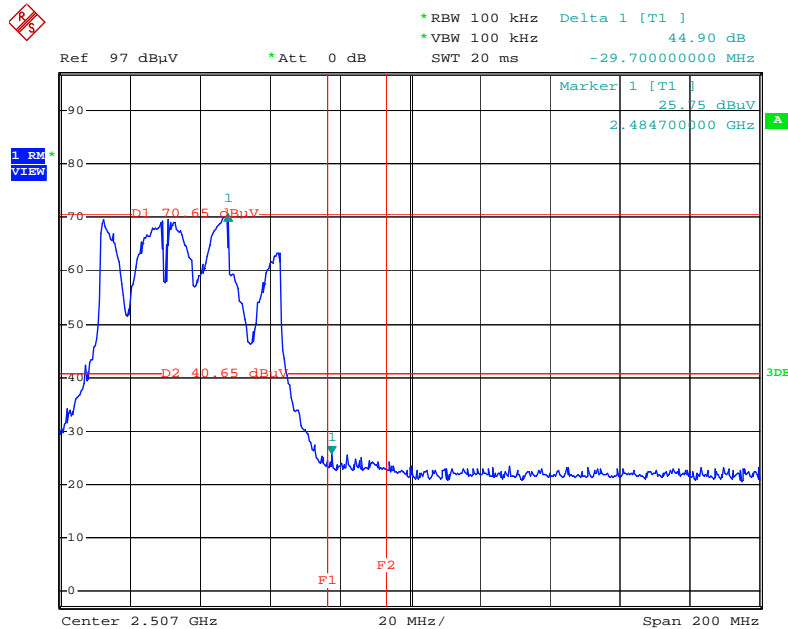
Date: 17.APR.2012 23:33:09

Plot on Configuration IEEE 802.11n MCS0 40MHz / Chain 1 + Chain 2/ 2422 MHz (2TX)



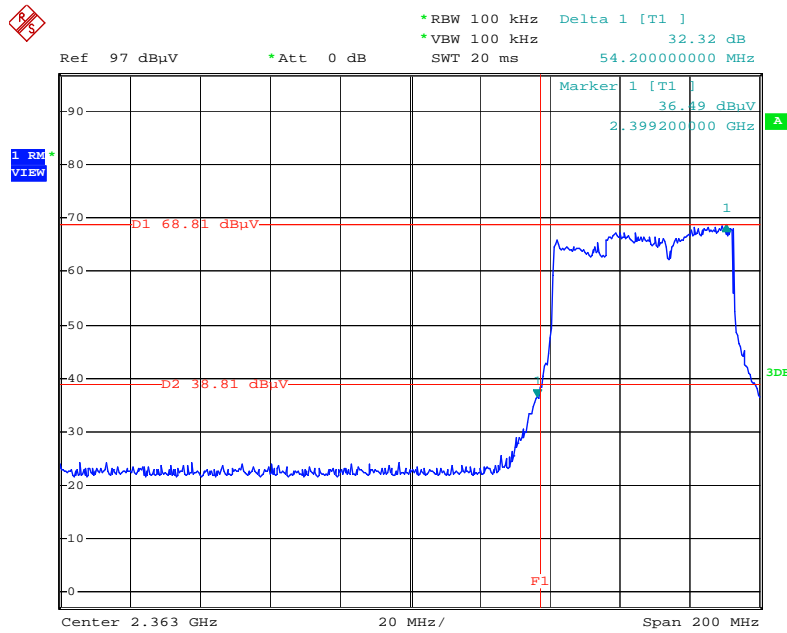
Date: 17.APR.2012 23:59:19

Plot on Configuration IEEE 802.11n MCS0 40MHz / Chain 1 + Chain 2/ 2452 MHz (2TX)



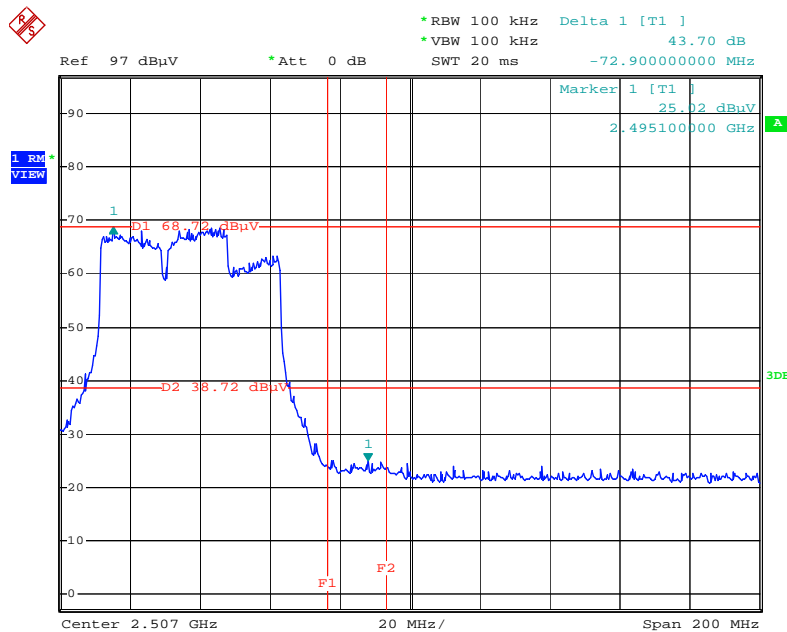
Date: 18.APR.2012 00:01:12

Plot on Configuration IEEE 802.11n MCS8 40MHz / Chain 1 + Chain 2/ 2422 MHz (2TX)



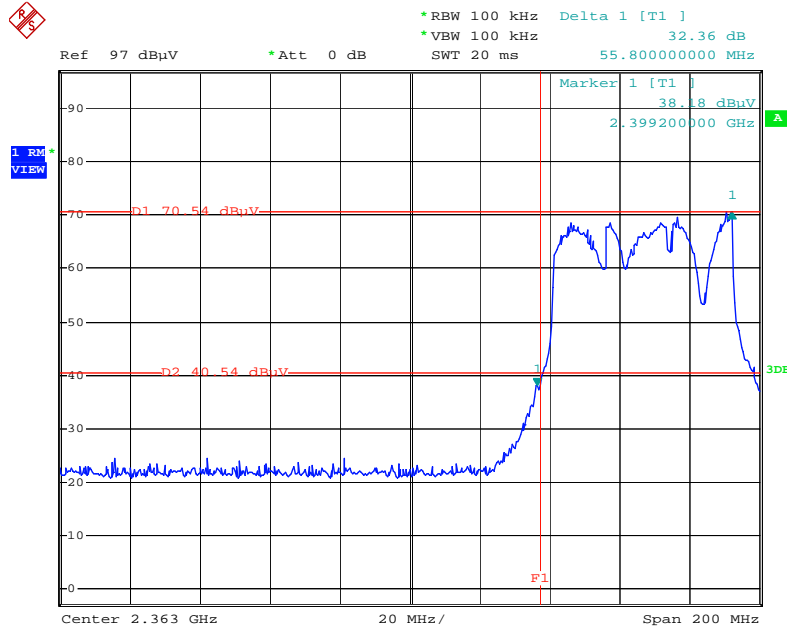
Date: 18.APR.2012 00:07:57

Plot on Configuration IEEE 802.11n MCS8 40MHz / Chain 1 + Chain 2/ 2452 MHz (2TX)



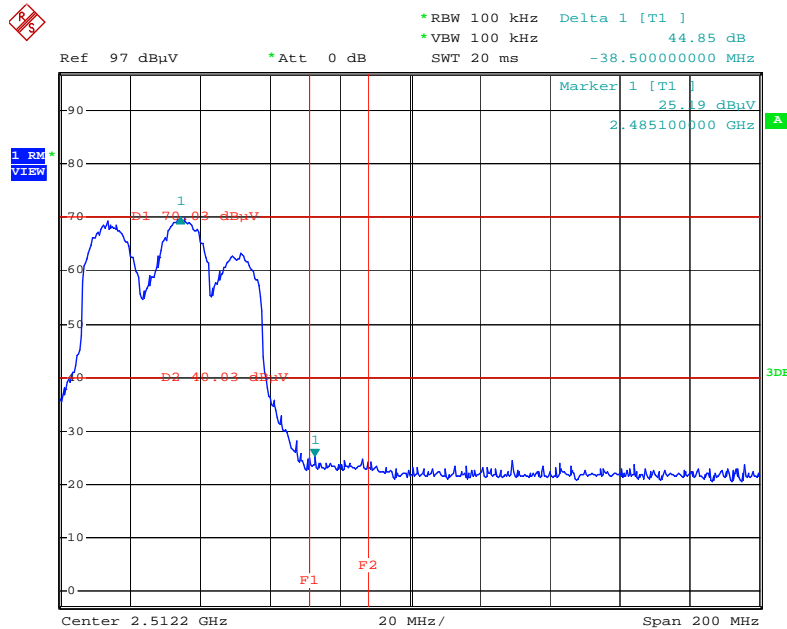
Date: 18.APR.2012 00:03:25

Plot on Configuration IEEE 802.11n MCS0 40MHz / Chain 1 + Chain 2 + Chain 3 / 2422 MHz (3TX)



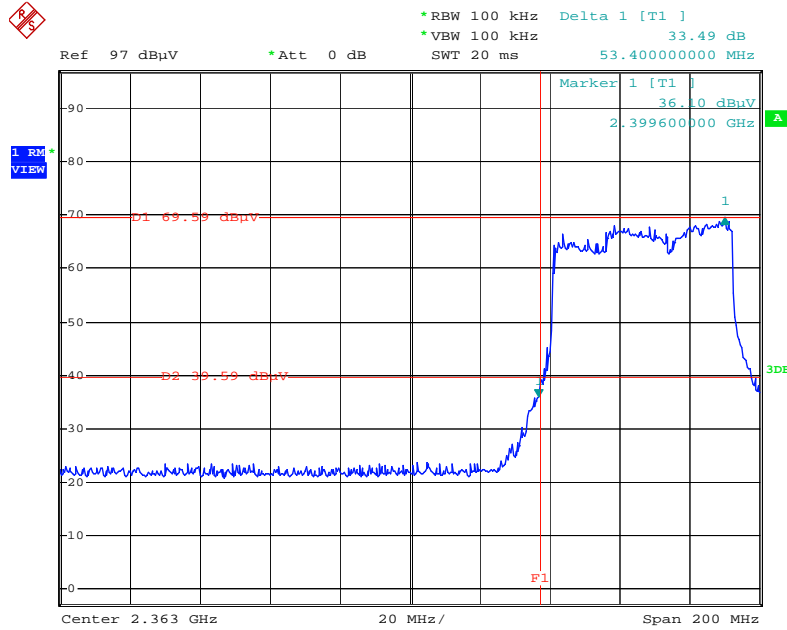
Date: 18.APR.2012 00:27:51

Plot on Configuration IEEE 802.11n MCS0 40MHz / Chain 1 + Chain 2 + Chain 3 / 2452 MHz (3TX)



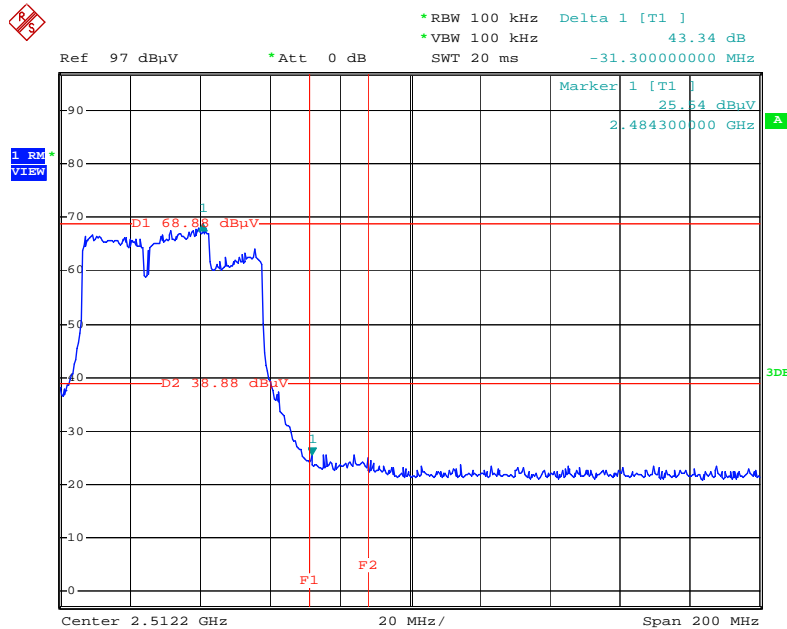
Date: 18.APR.2012 00:36:21

Plot on Configuration IEEE 802.11n MCS8 40MHz / Chain 1 + Chain 2 + Chain 3 / 2422 MHz (3TX)



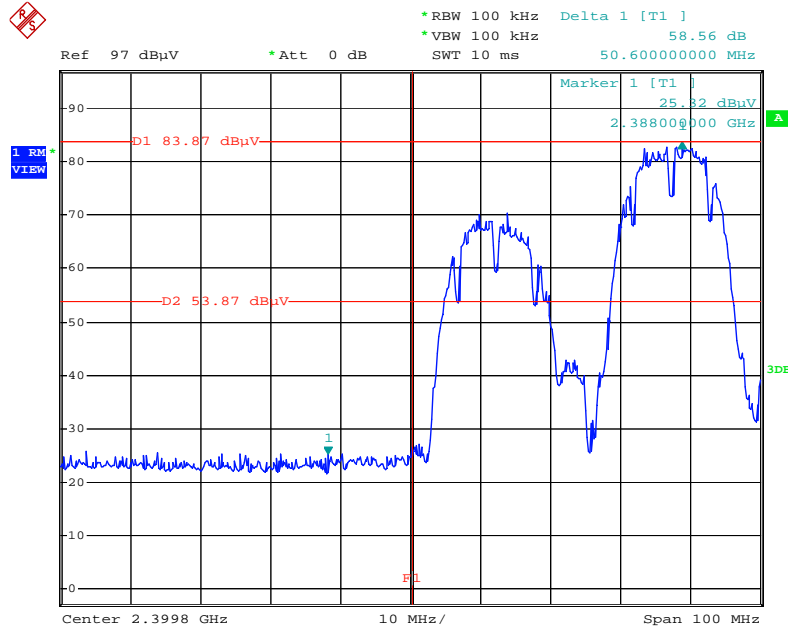
Date: 18.APR.2012 00:33:27

Plot on Configuration IEEE 802.11n MCS8 40MHz / Chain 1 + Chain 2 + Chain 3 / 2452 MHz (3TX)



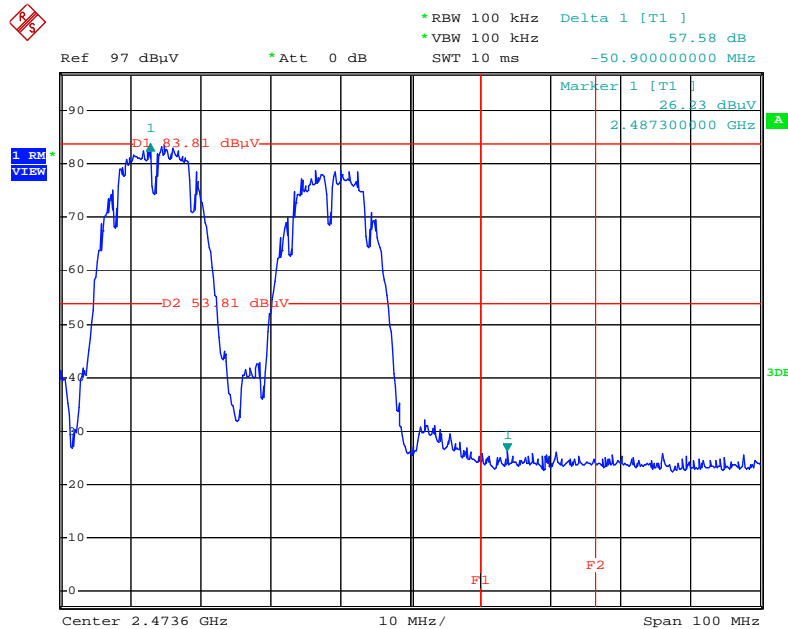
Date: 18.APR.2012 00:38:08

Plot on Configuration IEEE 802.11b / Chain 1 / 2412 MHz (1TX)



Date: 17.APR.2012 23:19:36

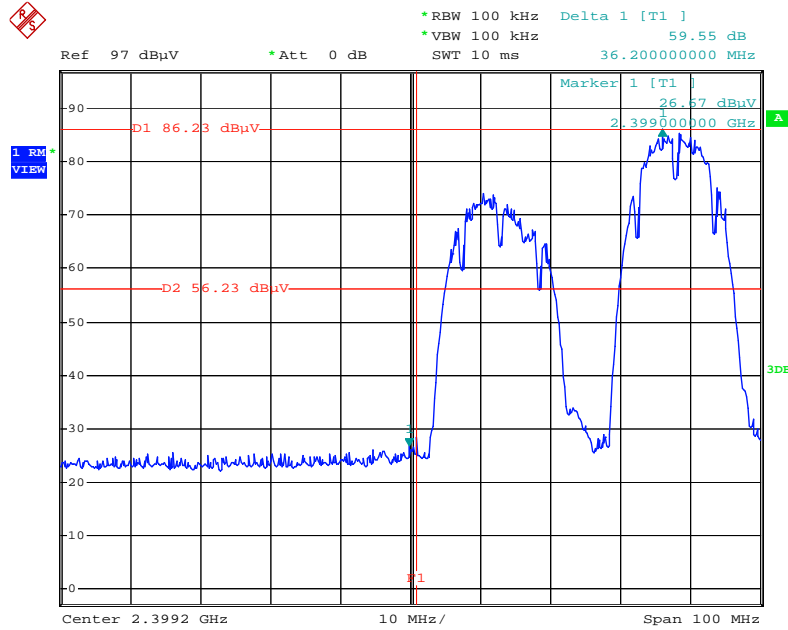
Plot on Configuration IEEE 802.11b / Chain 1 / 2462 MHz (1TX)



Date: 17.APR.2012 23:15:53

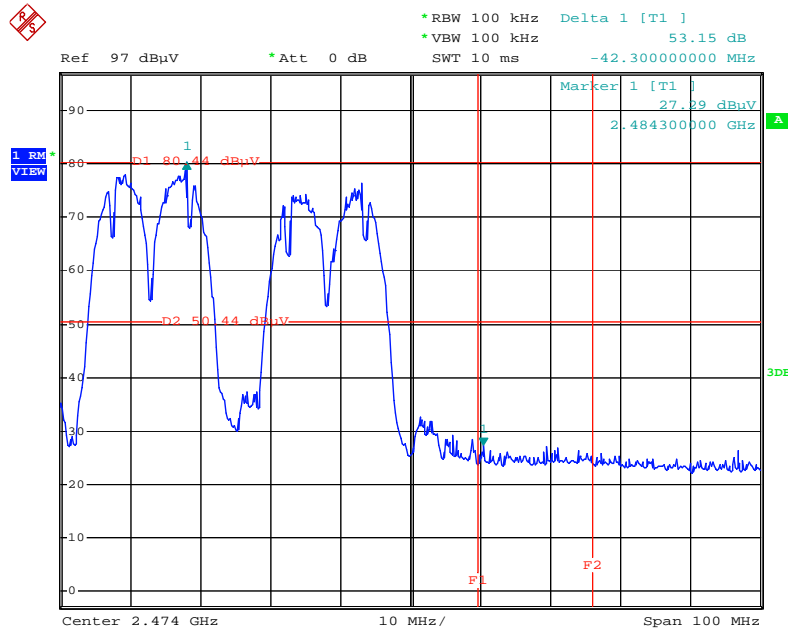


Plot on Configuration IEEE 802.11b / Chain 1 + Chain 2 / 2412 MHz (2TX)



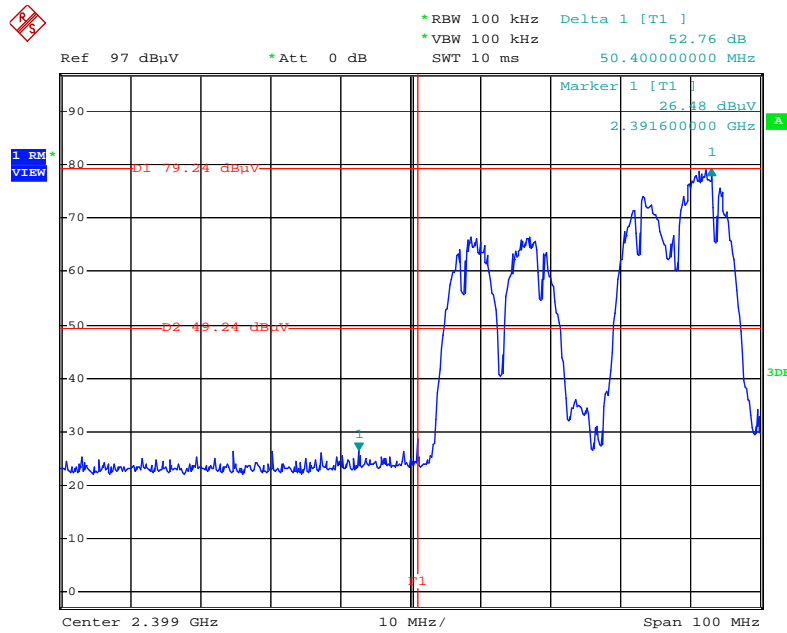
Date: 17.APR.2012 23:40:17

Plot on Configuration IEEE 802.11b / Chain 1 + Chain 2 / 2462 MHz (2TX)



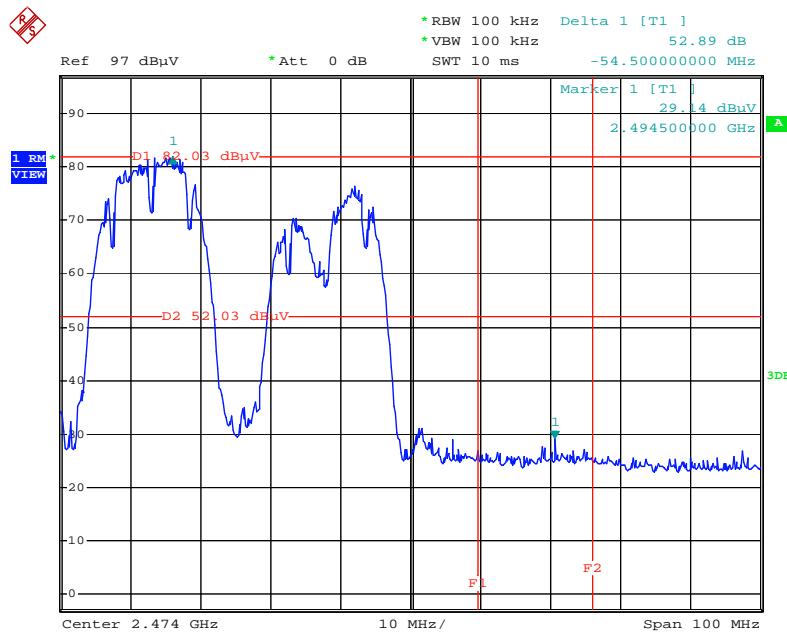
Date: 17.APR.2012 23:42:12

Plot on Configuration IEEE 802.11b / Chain 1 + Chain 2 + Chain 3 / 2412 MHz (3TX)



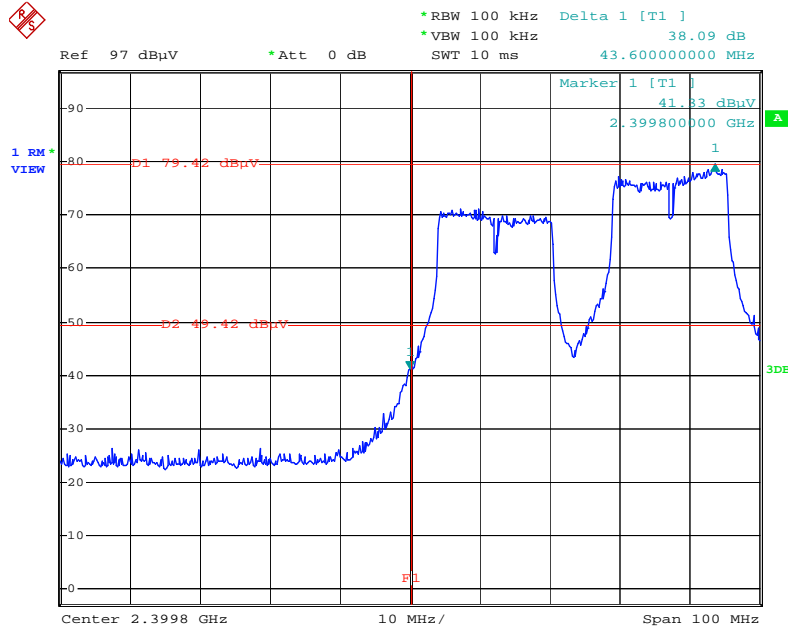
Date: 18.APR.2012 00:53:46

Plot on Configuration IEEE 802.11b / Chain 1 + Chain 2 + Chain 3 / 2462 MHz (3TX)



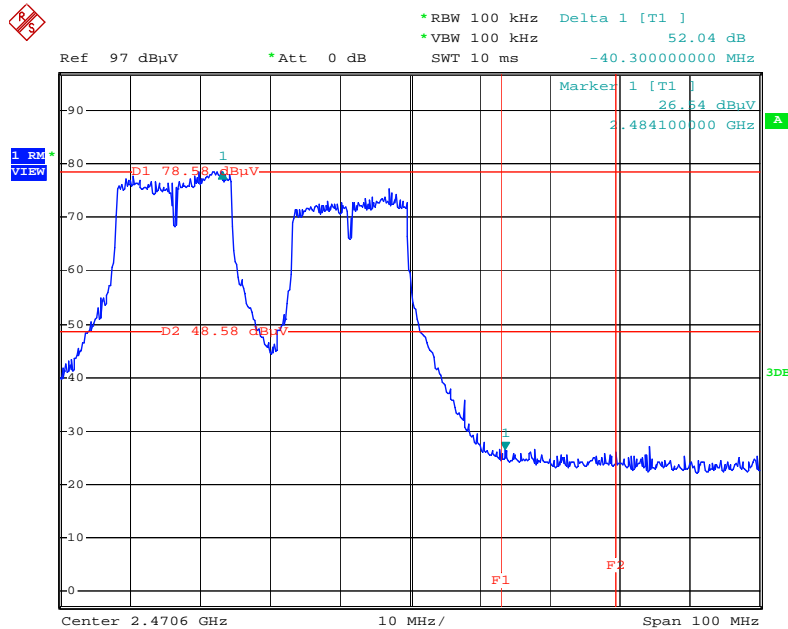
Date: 18.APR.2012 00:58:47

Plot on Configuration IEEE 802.11g / Chain 1 / 2412 MHz (1TX)



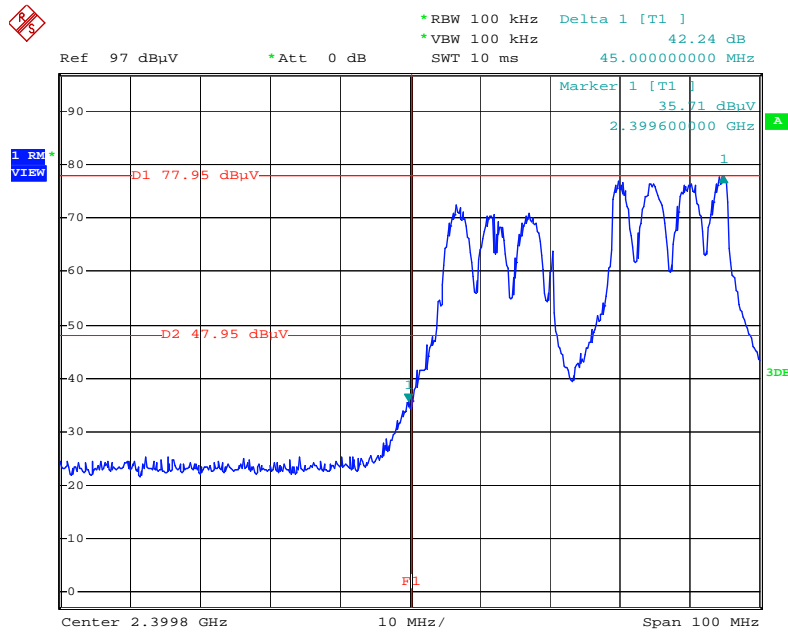
Date: 17.APR.2012 23:21:58

Plot on Configuration IEEE 802.11g / Chain 1 / 2462 MHz (1TX)



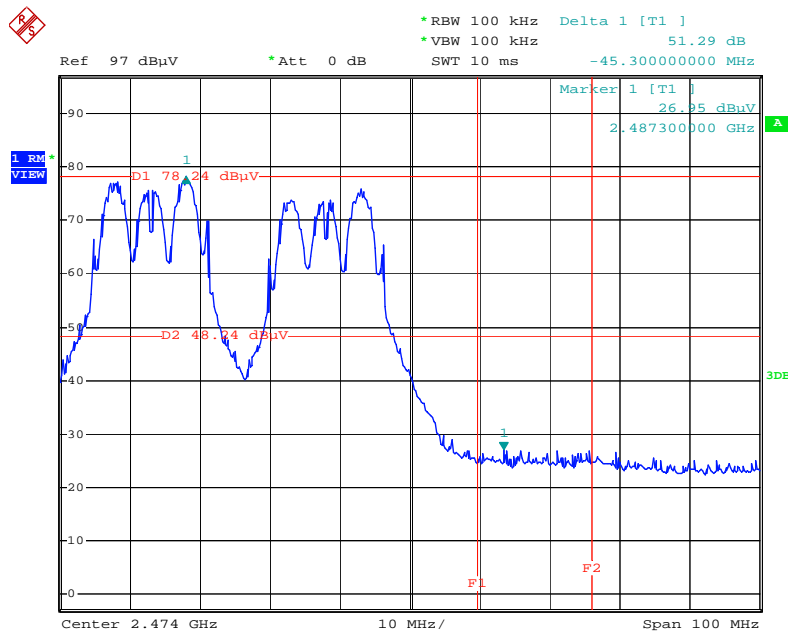
Date: 17.APR.2012 23:24:21

Plot on Configuration IEEE 802.11g / Chain 1 + Chain 2 / 2412 MHz (2TX)



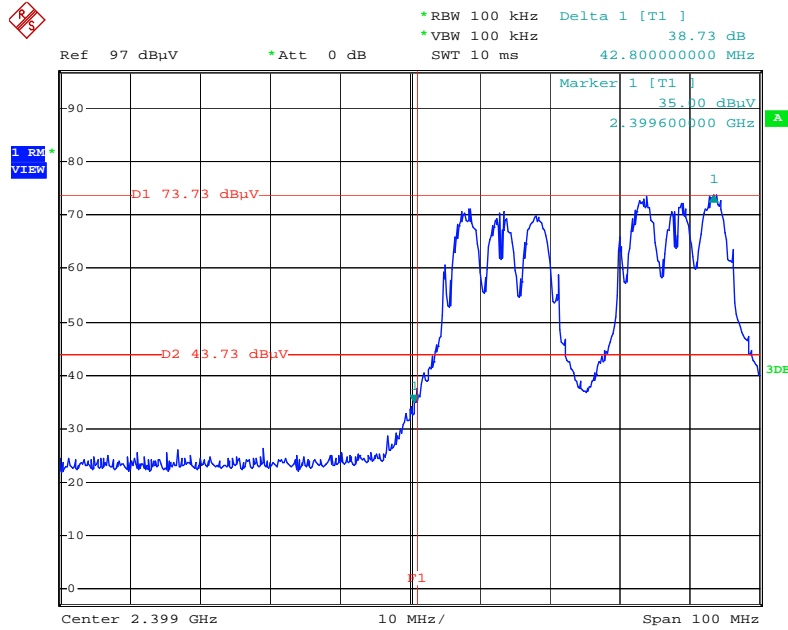
Date: 17.APR.2012 23:46:38

Plot on Configuration IEEE 802.11g / Chain 1 + Chain 2 / 2462 MHz (2TX)



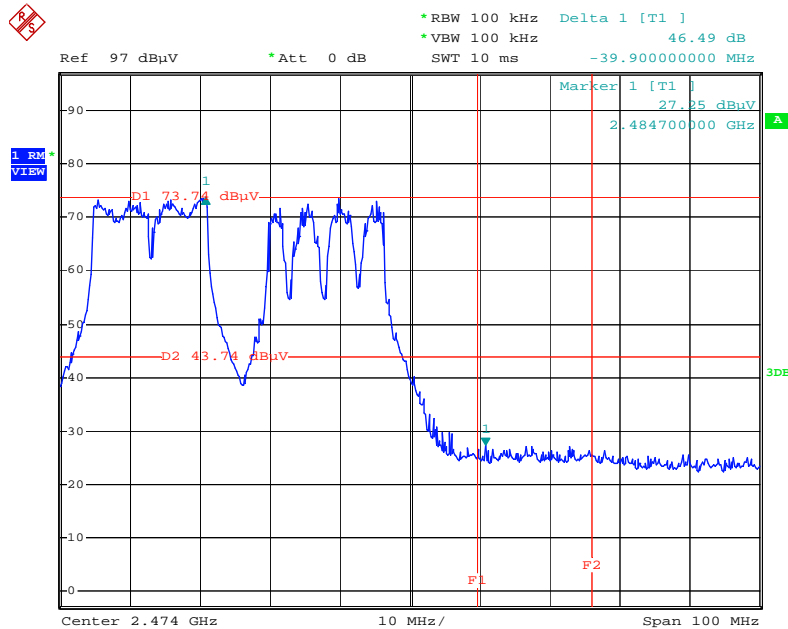
Date: 17.APR.2012 23:44:35

Plot on Configuration IEEE 802.11g / Chain 1 + Chain 2 + Chain 3 / 2412 MHz (3TX)



Date: 18.APR.2012 00:52:04

Plot on Configuration IEEE 802.11g / Chain 1 + Chain 2 + Chain 3 / 2462 MHz (3TX)



Date: 18.APR.2012 01:00:56

<b>Temperature</b>	25°C	<b>Humidity</b>	65%
<b>Test Engineer</b>	Serway Lee	<b>Configurations</b>	IEEE 802.11n MCS0 20MHz Ch 1, 6, 11 / Chain 1
<b>Test Mode</b>	Mode 5 (Ant. 5 Facade antenna / 2.5dBi) (1TX)		

**Channel 1**

	Freq	Level	Limit Line	Over Limit	Read Level	CableAntenna Loss	Antenna Factor	Preamp Factor	Remark	A/Pos	T/Pos	Pol/Phase
	MHz	dBuV/m	dBuV/m	dB	dBuV	dB	dB/m	dB		cm	deg	
1	2389.80	71.26	74.00	-2.74	40.87	2.22	28.17	0.00	Peak	100	186	HORIZONTAL
2	2390.00	52.87	54.00	-1.13	22.48	2.22	28.17	0.00	Average	100	186	HORIZONTAL
3	2406.00	97.36				2.22	28.21	0.00	Average	100	186	HORIZONTAL
4	2406.40	107.85				2.22	28.21	0.00	Peak	100	186	HORIZONTAL

Item 3, 4 are the fundamental frequency at 2412 MHz.

**Channel 6**

	Freq	Level	Limit Line	Over Limit	Read Level	CableAntenna Loss	Antenna Factor	Preamp Factor	Remark	A/Pos	T/Pos	Pol/Phase
	MHz	dBuV/m	dBuV/m	dB	dBuV	dB	dB/m	dB		cm	deg	
1	2388.40	72.38	74.00	-1.62	42.00	2.21	28.17	0.00	Peak	100	190	HORIZONTAL
2	2390.00	52.80	54.00	-1.20	22.41	2.22	28.17	0.00	Average	100	190	HORIZONTAL
3	2430.80	111.28				2.23	28.25	0.00	Peak	100	190	HORIZONTAL
4	2431.80	101.52				2.23	28.25	0.00	Average	100	190	HORIZONTAL
5	2483.50	50.22	54.00	-3.78	19.58	2.26	28.38	0.00	Average	100	190	HORIZONTAL
6	2484.50	72.83	74.00	-1.17	42.19	2.26	28.38	0.00	Peak	100	190	HORIZONTAL

Item 3, 4 are the fundamental frequency at 2437MHz.

**Channel 11**

	Freq	Level	Limit Line	Over Limit	Read Level	CableAntenna Loss	Antenna Factor	Preamp Factor	Remark	A/Pos	T/Pos	Pol/Phase
	MHz	dBuV/m	dBuV/m	dB	dBuV	dB	dB/m	dB		cm	deg	
1	2455.60	107.22				2.24	28.33	0.00	Peak	100	100	HORIZONTAL
2	2467.80	96.29				2.26	28.33	0.00	Average	100	100	HORIZONTAL
3	2483.50	52.71	54.00	-1.29	22.07	2.26	28.38	0.00	Average	100	100	HORIZONTAL
4	2485.50	70.36	74.00	-3.64	39.68	2.26	28.42	0.00	Peak	100	100	HORIZONTAL

Item 1, 2 are the fundamental frequency at 2462 MHz.