WIFI	Band 6 6425~6525MHz Harmonic @ 3m	
ANT	802.11ax HE40 Full CH107 6485MHz	
1+2	Horizontal	Vertical
Peak Avg.	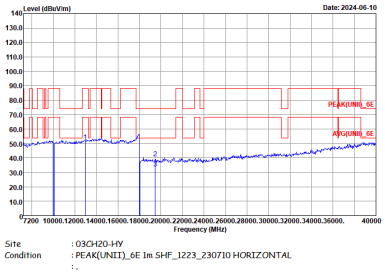	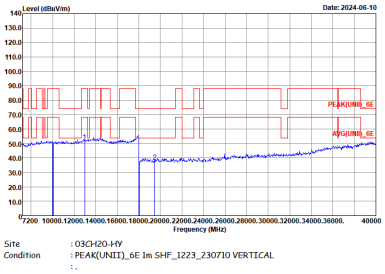

WIFI	Band 6 6425~6525MHz Harmonic @ 3m	
ANT	802.11ax HE40 Full CH115 6525MHz	
1+2	Horizontal	Vertical
Peak Avg.	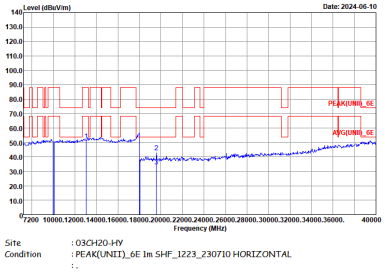	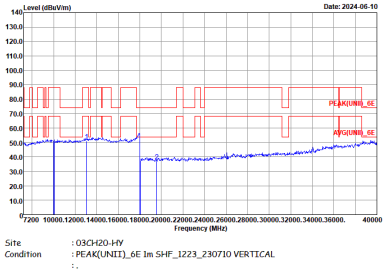

Band 6 6425~6525MHz

WIFI 802.11ax HE80 Full (Harmonic @ 3m)

WIFI	Band 6 6425~6525MHz Harmonic @ 3m	
ANT	802.11ax HE80 Full CH103 6465MHz	
1+2	Horizontal	Vertical
Peak Avg.	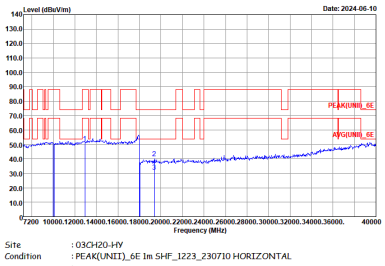	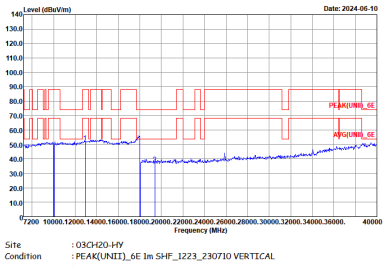

Band 6 6425~6525MHz

WIFI 802.11ax HE160 Full (Harmonic @ 3m)

WIFI	Band 6 6425~6525MHz Harmonic @ 3m	
ANT	802.11ax HE160 Full CH111 6505MHz	
1+2	Horizontal	Vertical
Peak Avg.	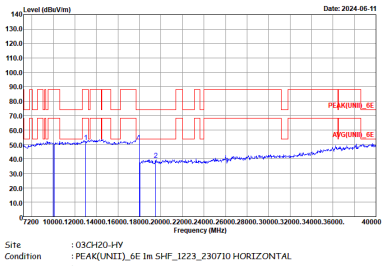	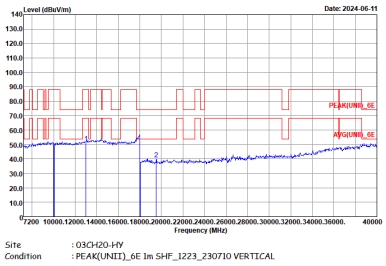

Band 7 - 6525~6875MHz

WIFI 802.11a (Harmonic @ 3m)

WIFI	Band 7 6525~6875MHz Harmonic @ 3m	
ANT	802.11a CH117 6535MHz	
1+2	Horizontal	Vertical
Peak Avg.	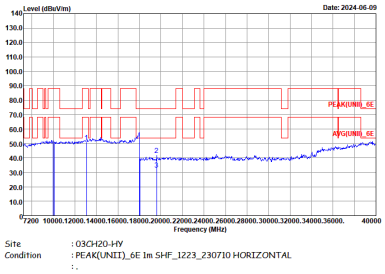	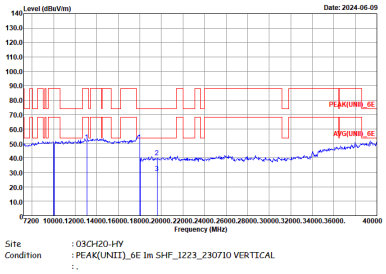

WIFI	Band 7 6525~6875MHz Harmonic @ 3m	
ANT	802.11a CH149 6695MHz	
1+2	Horizontal	Vertical
Peak Avg.	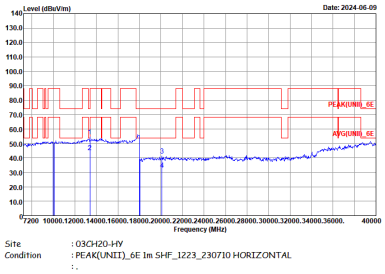	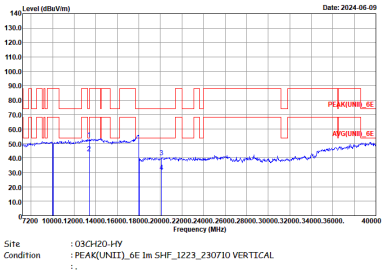

WIFI	Band 7 6525~6875MHz Harmonic @ 3m	
ANT	802.11a CH185 6875MHz	
1+2	Horizontal	Vertical
Peak Avg.	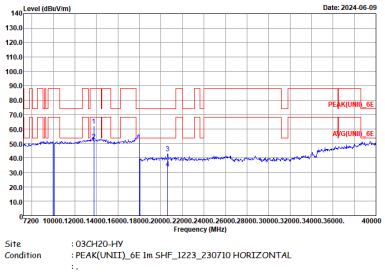	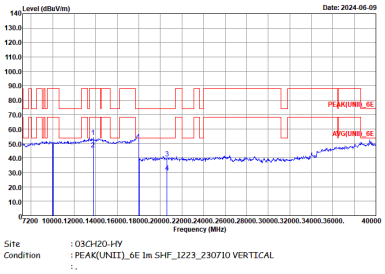

Band 7 6525~6875MHz

WIFI 802.11ax HE20 Full (Harmonic @ 3m)

WIFI	Band 7 6525~6875MHz Harmonic @ 3m	
ANT	802.11ax HE20 Full CH117 6535MHz	
1+2	Horizontal	Vertical
Peak Avg.	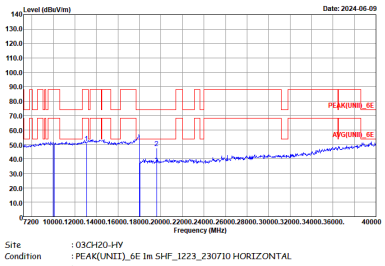	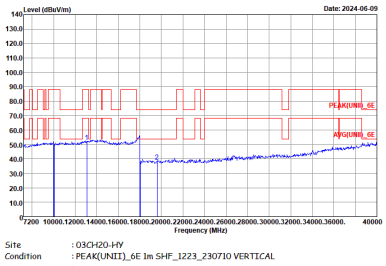

WIFI	Band 7 6525~6875MHz Harmonic @ 3m	
ANT	802.11ax HE20 Full CH149 6695MHz	
1+2	Horizontal	Vertical
Peak Avg.	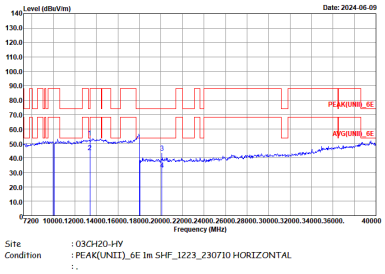	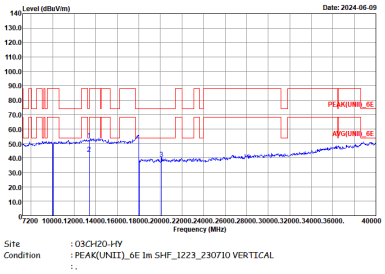

WIFI	Band 7 6525~6875MHz Harmonic @ 3m	
ANT	802.11ax HE20 Full CH185 6875MHz	
1+2	Horizontal	Vertical
Peak Avg.	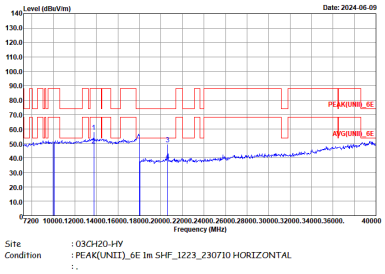	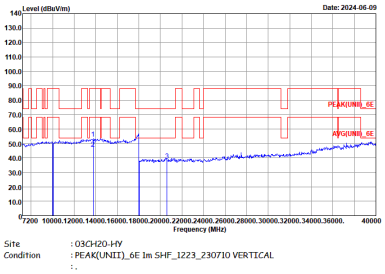

Band 7 6525~6875MHz

WIFI 802.11ax HE40 Full (Harmonic @ 3m)

WIFI	Band 7 6525~6875MHz Harmonic @ 3m	
ANT	802.11ax HE40 Full CH123 6565MHz	
1+2	Horizontal	Vertical
Peak Avg.	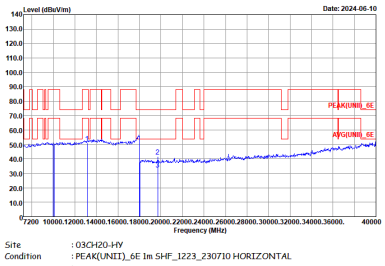	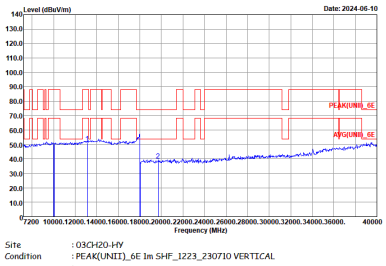

WIFI	Band 7 6525~6875MHz Harmonic @ 3m	
ANT	802.11ax HE40 Full CH147 6685MHz	
1+2	Horizontal	Vertical
Peak Avg.	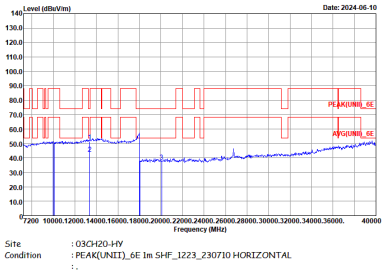 Site : 03CH20-HY Condition : PEAK(UNII)_6E 1m SHF_1223_230710 HORIZONTAL : .	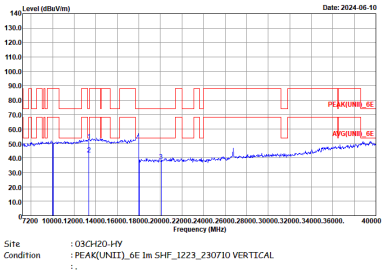 Site : 03CH20-HY Condition : PEAK(UNII)_6E 1m SHF_1223_230710 VERTICAL : .

WIFI	Band 7 6525~6875MHz Harmonic @ 3m	
ANT	802.11ax HE40 Full CH187 6885MHz	
1+2	Horizontal	Vertical
Peak Avg.	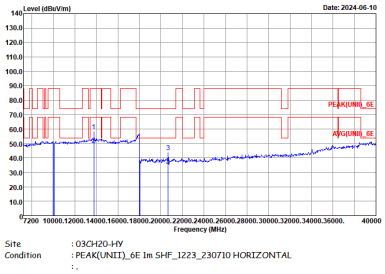 Site : 03CH20-HY Condition : PEAK(UNII)_6E 1m SHF_1223_230710 HORIZONTAL : .	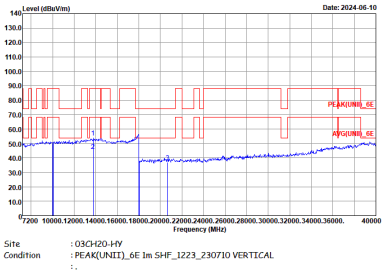 Site : 03CH20-HY Condition : PEAK(UNII)_6E 1m SHF_1223_230710 VERTICAL : .

Band 7 6525~6875MHz
WIFI 802.11ax HE80 Full (Harmonic @ 3m)

WIFI	Band 7 6525~6875MHz Harmonic @ 3m	
ANT	802.11ax HE80 Full CH135 6625MHz	
1+2	Horizontal	Vertical
Peak Avg.	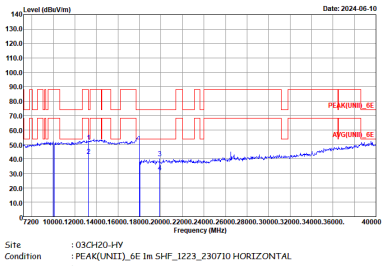	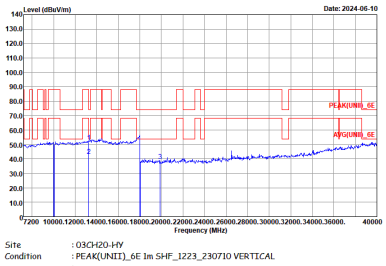

WIFI	Band 7 6525~6875MHz Harmonic @ 3m	
ANT	802.11ax HE80 Full CH151 6705MHz	
1+2	Horizontal	Vertical
Peak Avg.	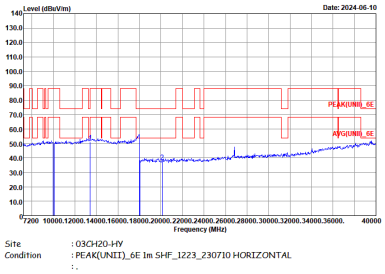 Site : 03CH20-HY Condition : PEAK(UNII)_6E 1m SHF_1223_230710 HORIZONTAL : .	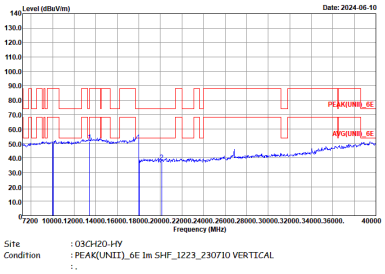 Site : 03CH20-HY Condition : PEAK(UNII)_6E 1m SHF_1223_230710 VERTICAL : .

WIFI	Band 7 6525~6875MHz Harmonic @ 3m	
ANT	802.11ax HE80 Full CH183 6865MHz	
1+2	Horizontal	Vertical
Peak Avg.	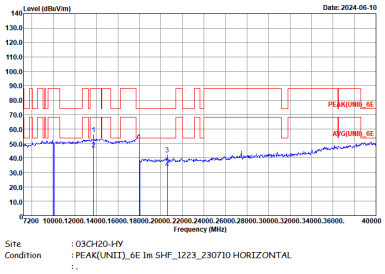 Site : 03CH20-HY Condition : PEAK(UNII)_6E 1m SHF_1223_230710 HORIZONTAL : .	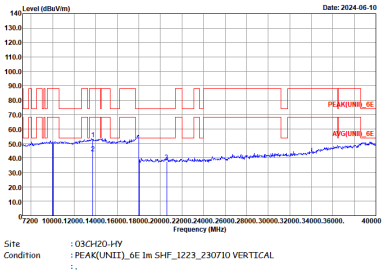 Site : 03CH20-HY Condition : PEAK(UNII)_6E 1m SHF_1223_230710 VERTICAL : .

Band 7 6525~6875MHz

WIFI 802.11ax HE160 Full (Harmonic @ 3m)

WIFI	Band 7 6525~6875MHz Harmonic @ 3m	
ANT	802.11ax HE160 Full CH143 6665MHz	
1+2	Horizontal	Vertical
Peak Avg.	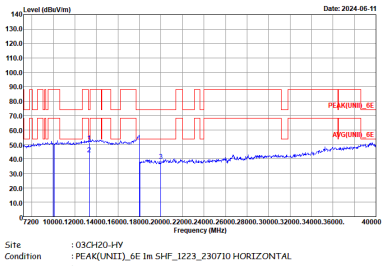	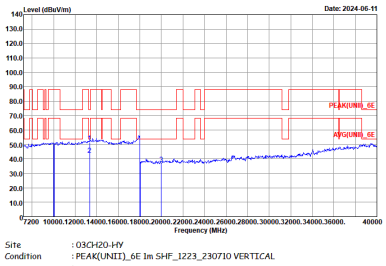

WIFI	Band 7 6525~6875MHz Harmonic @ 3m	
ANT	802.11ax HE160 Full CH175 6825MHz	
1+2	Horizontal	Vertical
Peak Avg.	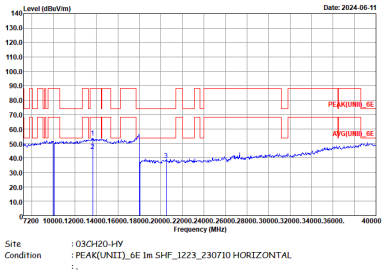 Site : 03CH20-HY Condition : PEAK(UNII)_6E 1m SHF_1223_230710 HORIZONTAL : .	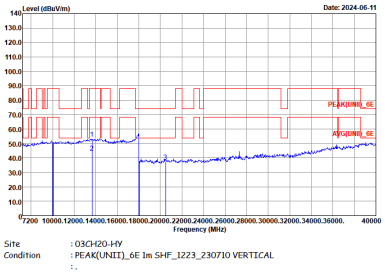 Site : 03CH20-HY Condition : PEAK(UNII)_6E 1m SHF_1223_230710 VERTICAL : .

Band 8 - 6875~7125MHz

WIFI 802.11a (Band Edge @ 3m)

WIFI	Band 8 6875~7125MHz Band Edge @ 3m	
ANT	802.11a CH233 7115MHz	
1+2	Horizontal	Fundamental
Peak	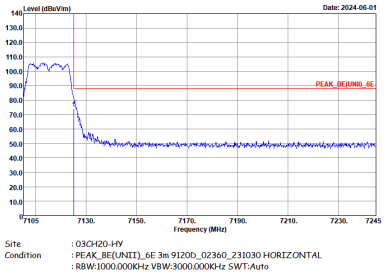	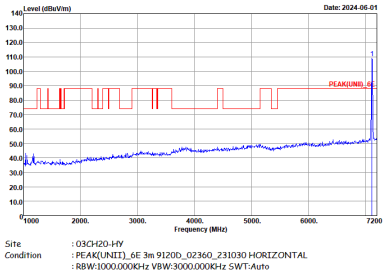
Avg.	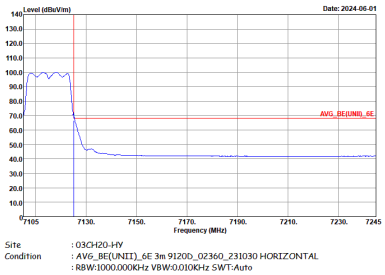	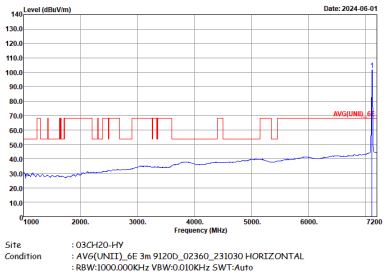

WIFI	Band 8 6875~7125MHz Band Edge @ 3m	
ANT	802.11a CH233 7115MHz	
1+2	Vertical	Fundamental
Peak	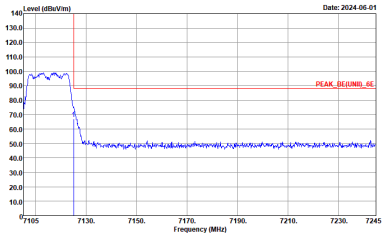	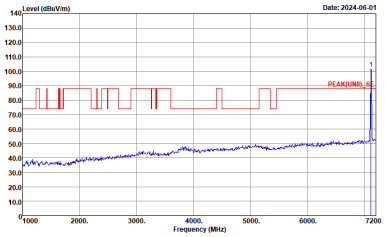
Avg.	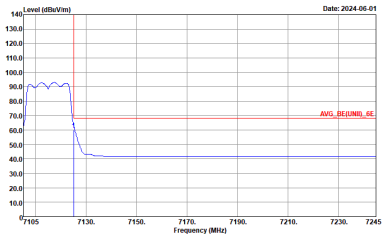	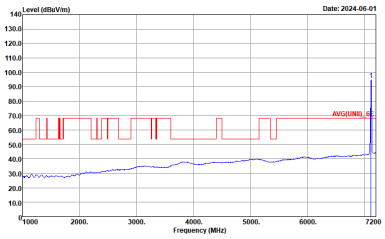

Band 8 - 6875~7125MHz

WIFI 802.11ax HE20 Full (Band Edge @ 3m)

WIFI	Band 8 6875~7125MHz Band Edge @ 3m	
ANT	802.11ax HE20 Full CH233 7115MHz	
1+2	Horizontal	Fundamental
Peak	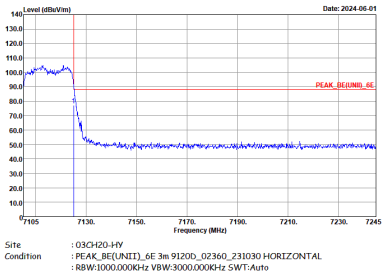	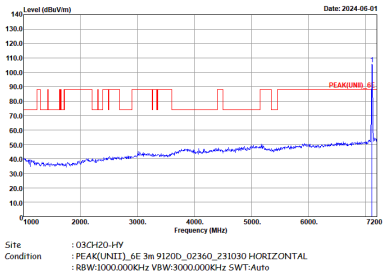
Avg.	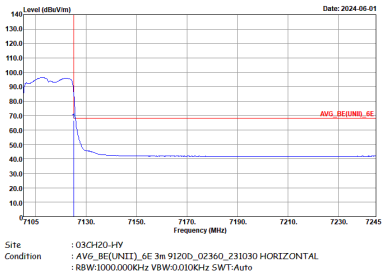	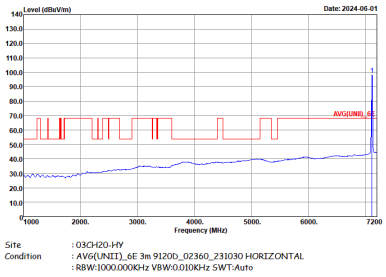

WIFI	Band 8 6875~7125MHz Band Edge @ 3m	
ANT	802.11ax HE20 Full CH233 7115MHz	
1+2	Vertical	Fundamental
Peak	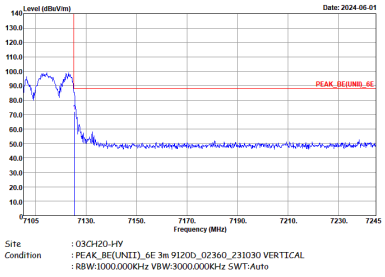	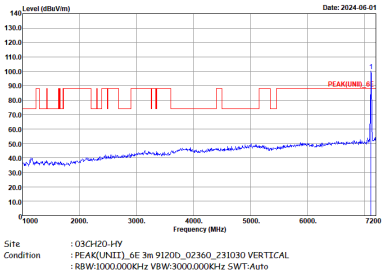
Avg.	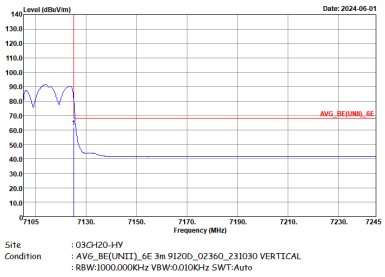	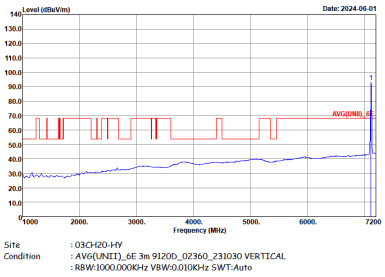

Band 8 - 6875~7125MHz

WIFI 802.11ax HE20 Partial 106 (Band Edge @ 3m)

WIFI	Band 8 6875~7125MHz Band Edge @ 3m	
ANT	802.11ax HE20 Partial 106/54 CH233 7115MHz	
1+2	Horizontal	Fundamental
Peak	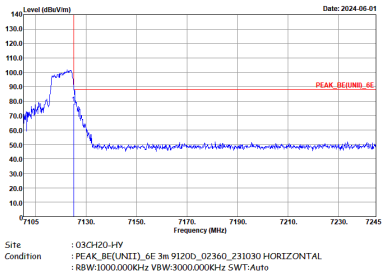	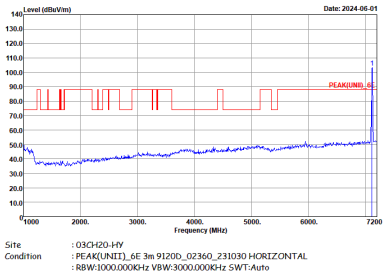
Avg.	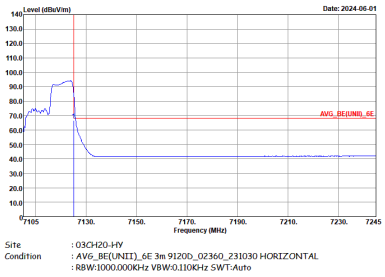	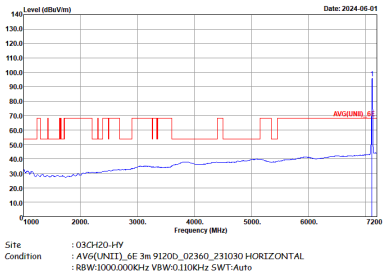

WIFI	Band 8 6875~7125MHz Band Edge @ 3m	
ANT	802.11ax HE20 Partial 106/54 CH233 7115MHz	
1+2	Vertical	Fundamental
Peak	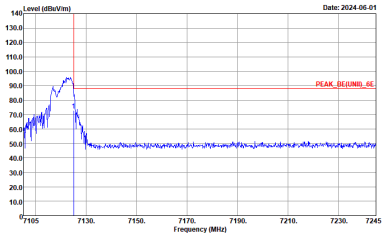 Site : 03CH20-HY Condition : PEAK_BE(UNII)_6E 3m 9120D_02360_231030 VERTICAL : RBW:1000.000KHz VBW:3000.000KHz SWT:Auto	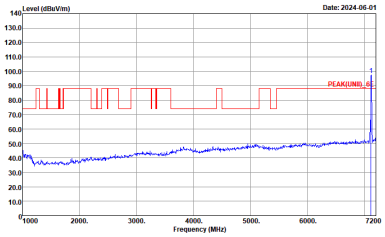 Site : 03CH20-HY Condition : PEAK(UNII)_6E 3m 9120D_02360_231030 VERTICAL : RBW:1000.000KHz VBW:3000.000KHz SWT:Auto
Avg.	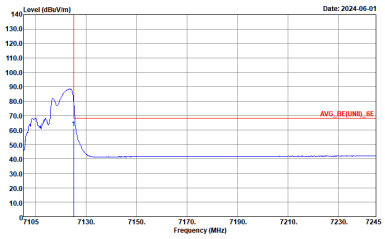 Site : 03CH20-HY Condition : AVG_BE(UNII)_6E 3m 9120D_02360_231030 VERTICAL : RBW:1000.000KHz VBW:0.110KHz SWT:Auto	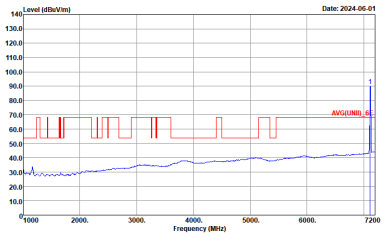 Site : 03CH20-HY Condition : AVG(UNII)_6E 3m 9120D_02360_231030 VERTICAL : RBW:1000.000KHz VBW:0.110KHz SWT:Auto

Band 8 - 6875~7125MHz

WIFI 802.11ax HE40 Full (Band Edge @ 3m)

WIFI	Band 8 6875~7125MHz Band Edge @ 3m	
ANT	802.11ax HE40 Full CH227 7085MHz	
1+2	Horizontal	Fundamental
Peak	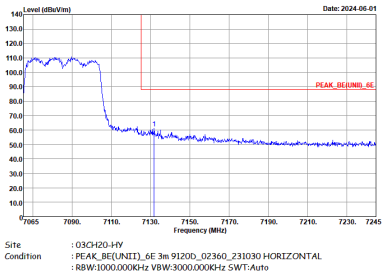	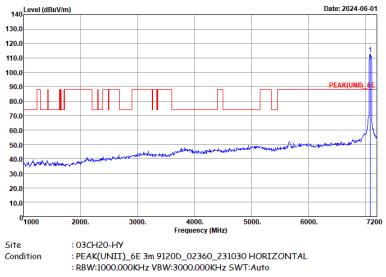
Avg.	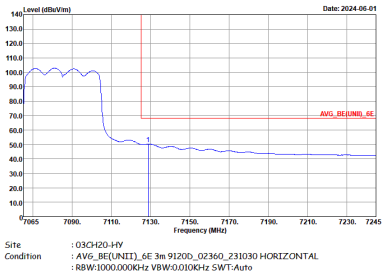	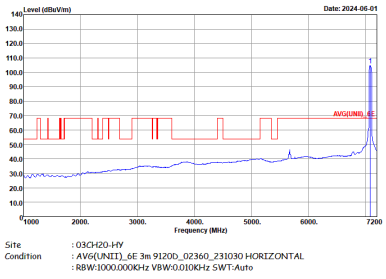

WIFI	Band 8 6875~7125MHz Band Edge @ 3m	
ANT	802.11ax HE40 Full CH227 7085MHz	
1+2	Vertical	Fundamental
Peak	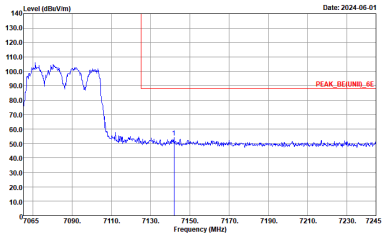 Site : 03CH20-HY Condition : PEAK_BE(UNII)_6E 3m 9120D_02360_231030 VERTICAL : RBW:1000.000KHz VBW:3000.000KHz SWT:Auto	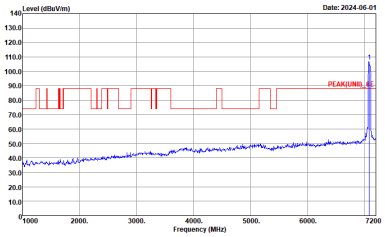 Site : 03CH20-HY Condition : PEAK(UNII)_6E 3m 9120D_02360_231030 VERTICAL : RBW:1000.000KHz VBW:3000.000KHz SWT:Auto
Avg.	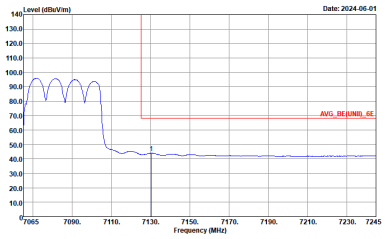 Site : 03CH20-HY Condition : AVG_BE(UNII)_6E 3m 9120D_02360_231030 VERTICAL : RBW:1000.000KHz VBW:0.010KHz SWT:Auto	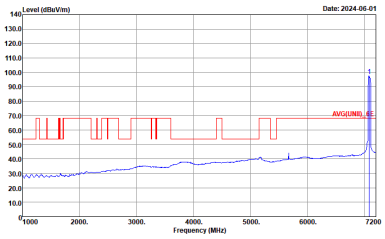 Site : 03CH20-HY Condition : AVG(UNII)_6E 3m 9120D_02360_231030 VERTICAL : RBW:1000.000KHz VBW:0.010KHz SWT:Auto

Band 8 - 6875~7125MHz

WIFI 802.11ax HE40 Partial 242 (Band Edge @ 3m)

WIFI	Band 8 6875~7125MHz Band Edge @ 3m	
ANT	802.11ax HE40 Partial 242/62 CH227 7085MHz	
1+2	Horizontal	Fundamental
Peak	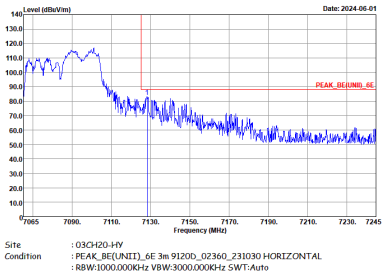	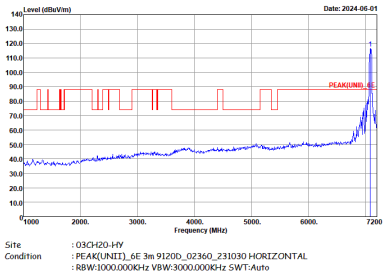
Avg.	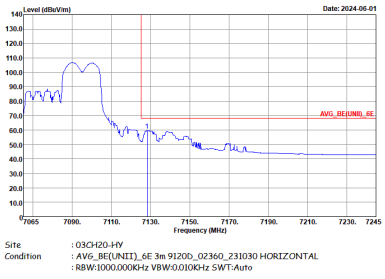	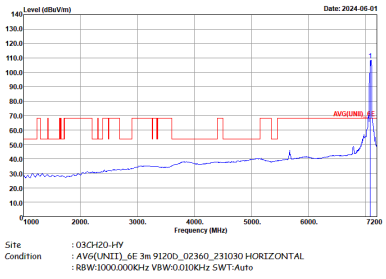

WIFI	Band 8 6875~7125MHz Band Edge @ 3m	
ANT	802.11ax HE40 Partial 242/62 CH227 7085MHz	
1+2	Vertical	Fundamental
Peak	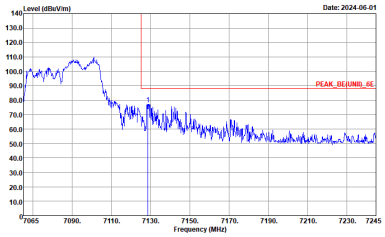 Site : 03CH20-HY Condition : PEAK_BE(UNII)_6E 3m 9120D_02360_231030 VERTICAL : RBW:1000.000KHz VBW:3000.000KHz SWT:Auto	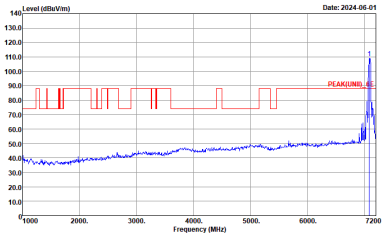 Site : 03CH20-HY Condition : PEAK(UNII)_6E 3m 9120D_02360_231030 VERTICAL : RBW:1000.000KHz VBW:3000.000KHz SWT:Auto
Avg.	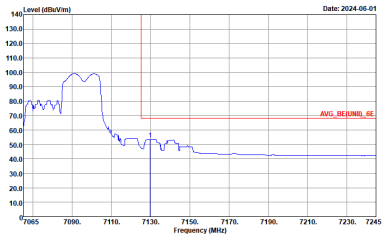 Site : 03CH20-HY Condition : AVG_BE(UNII)_6E 3m 9120D_02360_231030 VERTICAL : RBW:1000.000KHz VBW:0.010KHz SWT:Auto	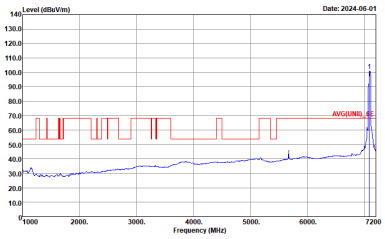 Site : 03CH20-HY Condition : AVG(UNII)_6E 3m 9120D_02360_231030 VERTICAL : RBW:1000.000KHz VBW:0.010KHz SWT:Auto

Band 8 - 6875~7125MHz

WIFI 802.11ax HE80 Full (Band Edge @ 3m)

WIFI	Band 8 6875~7125MHz Band Edge @ 3m	
ANT	802.11ax HE80 Full CH215 7025MHz	
1+2	Horizontal	Fundamental
Peak	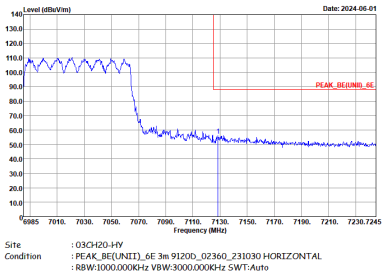	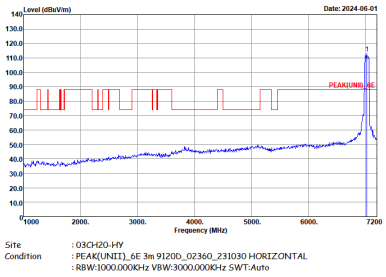
Avg.	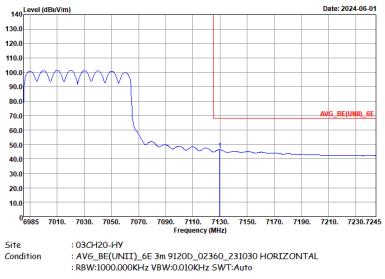	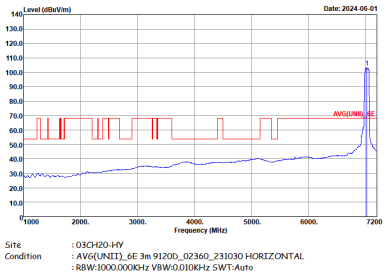

WIFI	Band 8 6875~7125MHz Band Edge @ 3m	
ANT	802.11ax HE80 Full CH215 7025MHz	
1+2	Vertical	Fundamental
Peak	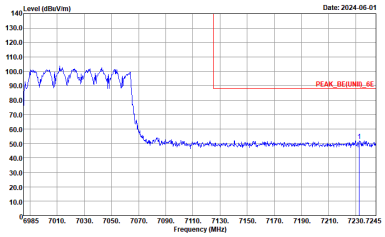 Site : 03CH20-HY Condition : PEAK_BE(UNII)_6E 3m 9120D_02360_231030 VERTICAL : RBW:1000.000KHz VBW:3000.000KHz SWT:Auto	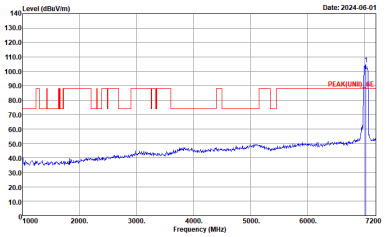 Site : 03CH20-HY Condition : PEAK(UNII)_6E 3m 9120D_02360_231030 VERTICAL : RBW:1000.000KHz VBW:3000.000KHz SWT:Auto
Avg.	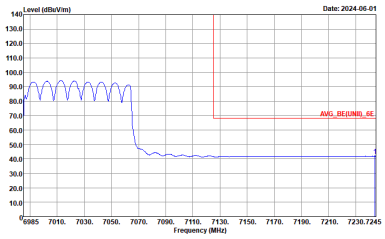 Site : 03CH20-HY Condition : AVG_BE(UNII)_6E 3m 9120D_02360_231030 VERTICAL : RBW:1000.000KHz VBW:0.010KHz SWT:Auto	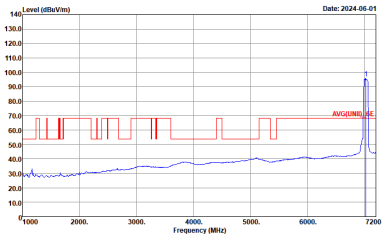 Site : 03CH20-HY Condition : AVG(UNII)_6E 3m 9120D_02360_231030 VERTICAL : RBW:1000.000KHz VBW:0.010KHz SWT:Auto

Band 8 - 6875~7125MHz

WIFI 802.11ax HE80 Partial 484 (Band Edge @ 3m)

WIFI	Band 8 6875~7125MHz Band Edge @ 3m	
ANT	802.11ax HE80 Partial 484/66 CH215 7025MHz	
1+2	Horizontal	Fundamental
Peak	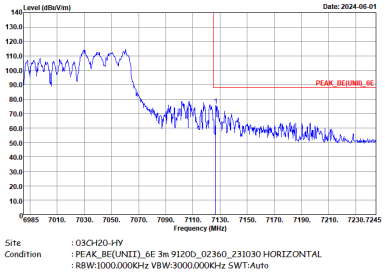	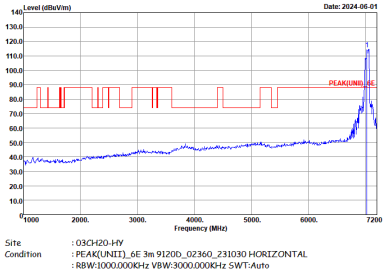
Avg.	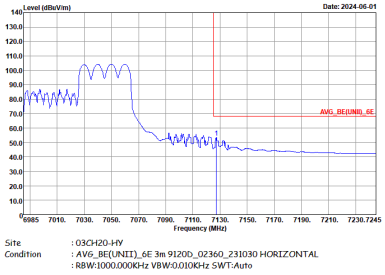	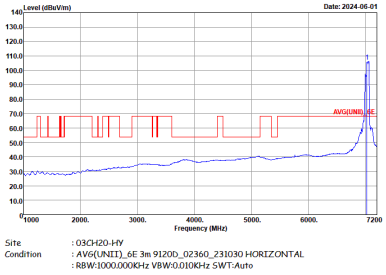

WIFI	Band 8 6875~7125MHz Band Edge @ 3m	
ANT	802.11ax HE80 Partial 484/66 CH215 7025MHz	
1+2	Vertical	Fundamental
Peak	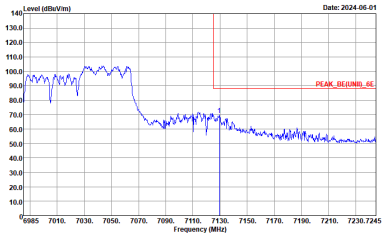 Site : 03CH20-HY Condition : PEAK_BE(UNII)_6E 3m 9120D_02360_231030 VERTICAL : RBW:1000.000KHz VBW:3000.000KHz SWT:Auto	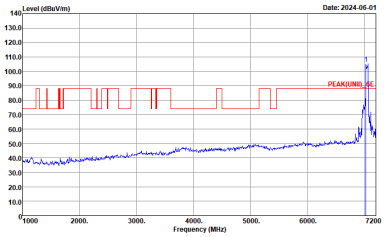 Site : 03CH20-HY Condition : PEAK(UNII)_6E 3m 9120D_02360_231030 VERTICAL : RBW:1000.000KHz VBW:3000.000KHz SWT:Auto
Avg.	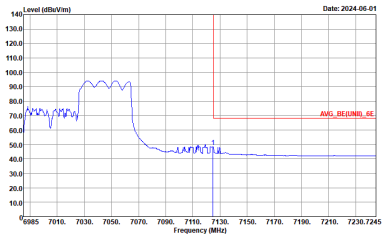 Site : 03CH20-HY Condition : AVG_BE(UNII)_6E 3m 9120D_02360_231030 VERTICAL : RBW:1000.000KHz VBW:0.010KHz SWT:Auto	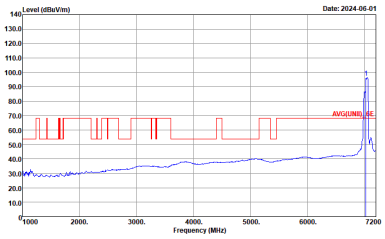 Site : 03CH20-HY Condition : AVG(UNII)_6E 3m 9120D_02360_231030 VERTICAL : RBW:1000.000KHz VBW:0.010KHz SWT:Auto

Band 8 - 6875~7125MHz

WIFI 802.11ax HE160 Full (Band Edge @ 3m)

WIFI	Band 8 6875~7125MHz Band Edge @ 3m	
ANT	802.11ax HE160 Full CH207 6985MHz	
1+2	Horizontal	Fundamental
Peak	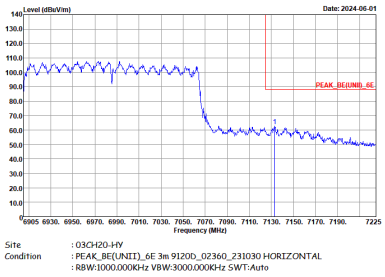	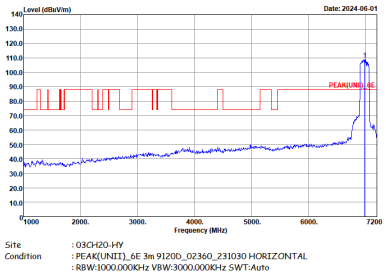
Avg.	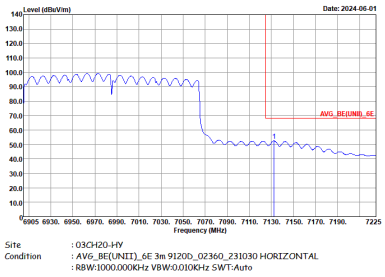	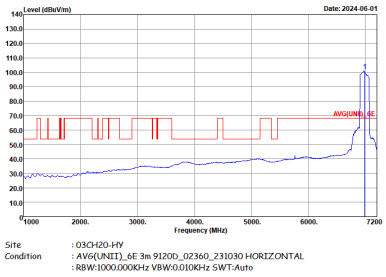

WIFI	Band 8 6875~7125MHz Band Edge @ 3m	
ANT	802.11ax HE160 Full CH207 6985MHz	
1+2	Vertical	Fundamental
Peak	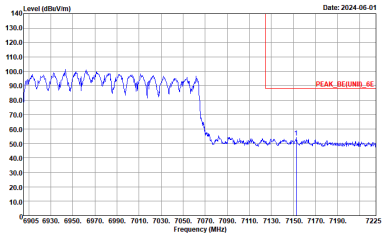 Site : 03CH20-HY Condition : PEAK_BE(UNII)_6E 3m 9120D_02360_231030 VERTICAL : RBW:1000.000KHz VBW:3000.000KHz SWT:Auto	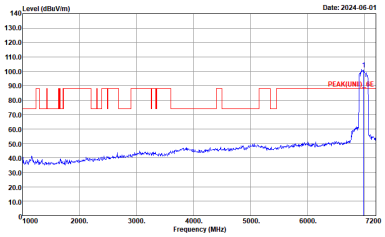 Site : 03CH20-HY Condition : PEAK(UNII)_6E 3m 9120D_02360_231030 VERTICAL : RBW:1000.000KHz VBW:3000.000KHz SWT:Auto
Avg.	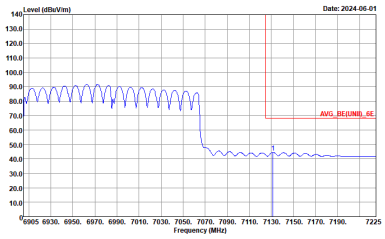 Site : 03CH20-HY Condition : AVG_BE(UNII)_6E 3m 9120D_02360_231030 VERTICAL : RBW:1000.000KHz VBW:0.010KHz SWT:Auto	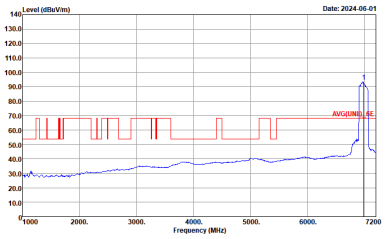 Site : 03CH20-HY Condition : AVG(UNII)_6E 3m 9120D_02360_231030 VERTICAL : RBW:1000.000KHz VBW:0.010KHz SWT:Auto

Band 8 - 6875~7125MHz

WIFI 802.11ax HE160 Partial 996 (Band Edge @ 3m)

WIFI	Band 8 6875~7125MHz Band Edge @ 3m	
ANT	802.11ax HE160 Partial 996/68 CH207 6985MHz	
1+2	Horizontal	Fundamental
Peak	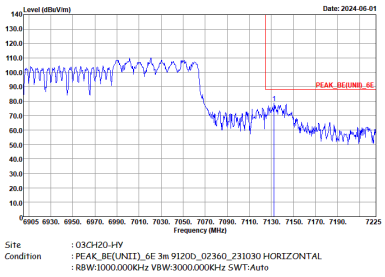	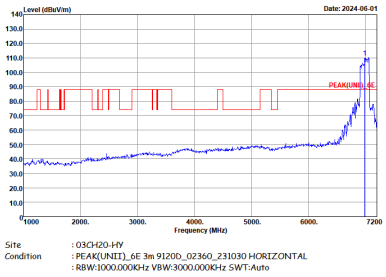
Avg.	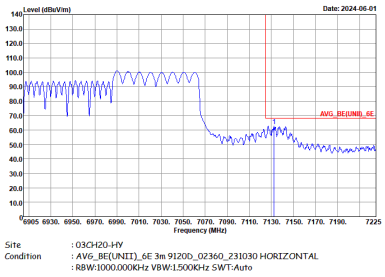	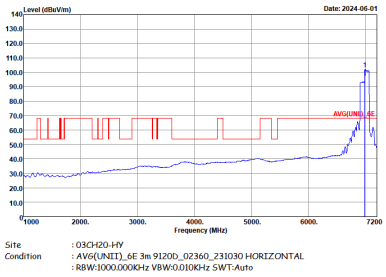

WIFI	Band 8 6875~7125MHz Band Edge @ 3m	
ANT	802.11ax HE160 Partial 996/68 CH207 6985MHz	
1+2	Vertical	Fundamental
Peak	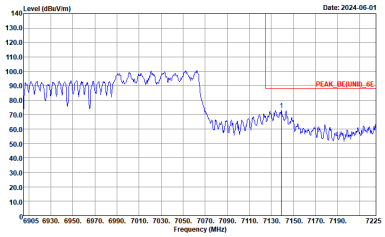 Site : 03CH20-HY Condition : PEAK_BE(UNII)_6E 3m 9120D_02360_231030 VERTICAL : RBW:1000.000KHz VBW:3000.000KHz SWT:Auto	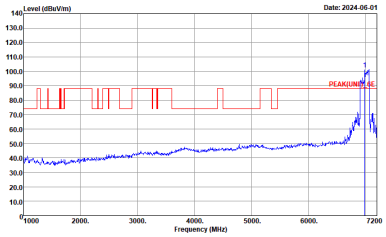 Site : 03CH20-HY Condition : PEAK(UNII)_6E 3m 9120D_02360_231030 VERTICAL : RBW:1000.000KHz VBW:3000.000KHz SWT:Auto
Avg.	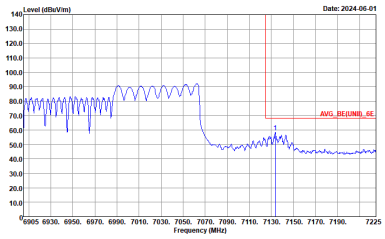 Site : 03CH20-HY Condition : AVG_BE(UNII)_6E 3m 9120D_02360_231030 VERTICAL : RBW:1000.000KHz VBW:1.500KHz SWT:Auto	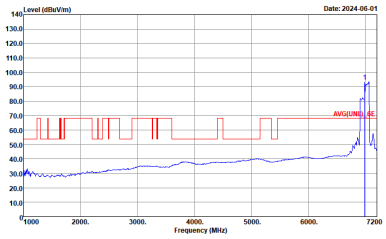 Site : 03CH20-HY Condition : AVG(UNII)_6E 3m 9120D_02360_231030 VERTICAL : RBW:1000.000KHz VBW:0.010KHz SWT:Auto

Band 8 - 6875~7125MHz

WIFI 802.11a (Harmonic @ 3m)

WIFI	Band 8 6875~7125MHz Harmonic @ 3m	
ANT	802.11a CH189 6895MHz	
1+2	Horizontal	Vertical
Peak Avg.	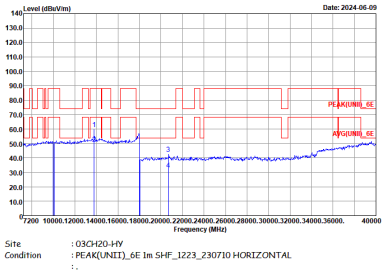	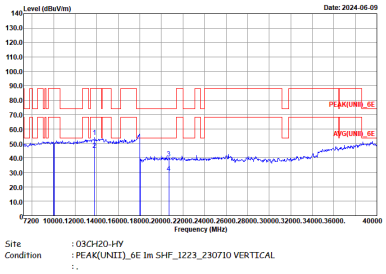

WIFI	Band 8 6875~7125MHz Harmonic @ 3m	
ANT	802.11a CH209 6995MHz	
1+2	Horizontal	Vertical
Peak Avg.	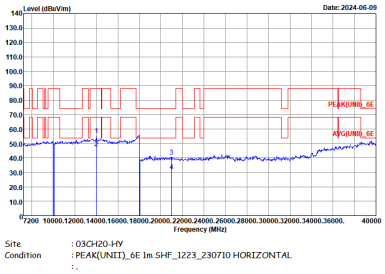	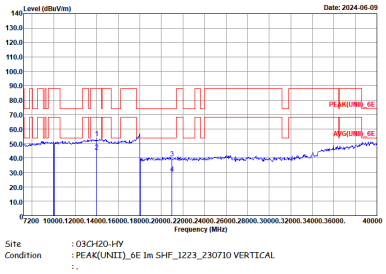

WIFI	Band 8 6875~7125MHz Harmonic @ 3m	
ANT	802.11a CH233 7115MHz	
1+2	Horizontal	Vertical
Peak Avg.	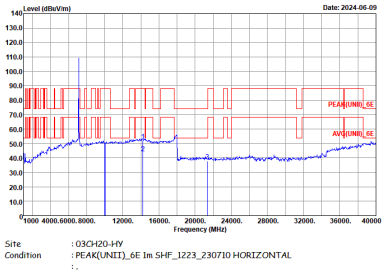	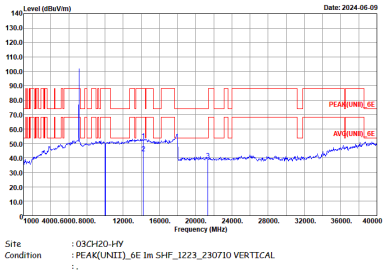

Band 8 - 6875~7125MHz

WIFI 802.11ax HE20 Full (Harmonic @ 3m)

WIFI	Band 8 6875~7125MHz Harmonic @ 3m	
ANT	802.11ax HE20 Full CH189 6895MHz	
1+2	Horizontal	Vertical
Peak Avg.	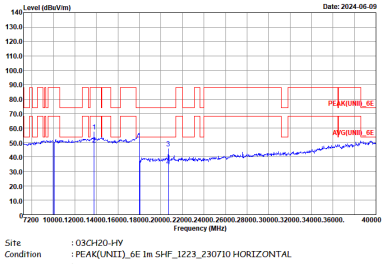	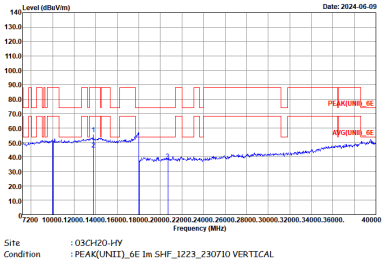

WIFI	Band 8 6875~7125MHz Harmonic @ 3m	
ANT	802.11ax HE20 Full CH209 6995MHz	
1+2	Horizontal	Vertical
Peak Avg.	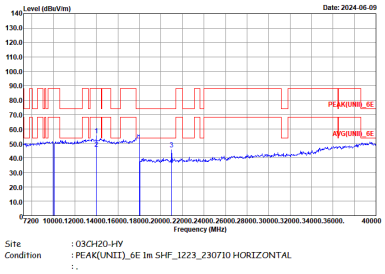	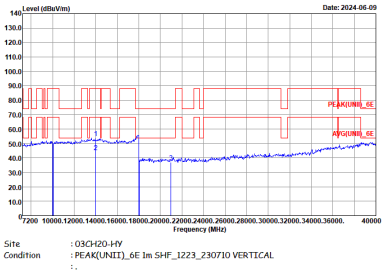

WIFI	Band 8 6875~7125MHz Harmonic @ 3m	
ANT	802.11ax HE20 Full CH233 7115MHz	
1+2	Horizontal	Vertical
Peak Avg.	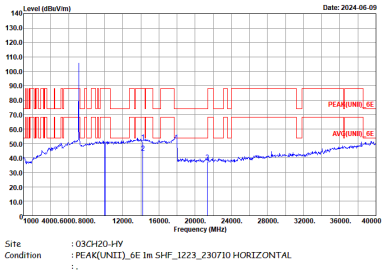	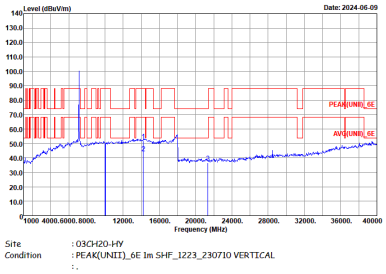

Band 8 - 6875~7125MHz

WIFI 802.11ax HE40 Full (Harmonic @ 3m)

WIFI	Band 8 6875~7125MHz Harmonic @ 3m	
ANT	802.11ax HE40 Full CH195 6925MHz	
1+2	Horizontal	Vertical
Peak Avg.	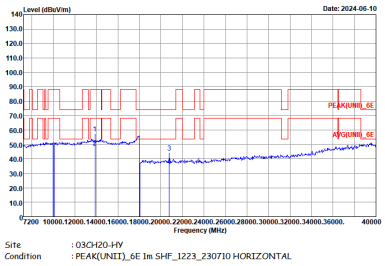	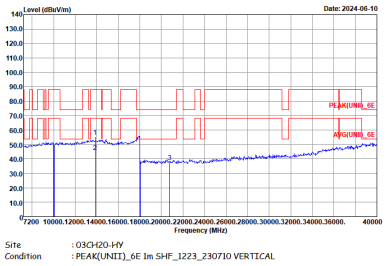

WIFI	Band 8 6875~7125MHz Harmonic @ 3m	
ANT	802.11ax HE40 Full CH211 7005MHz	
1+2	Horizontal	Vertical
Peak Avg.	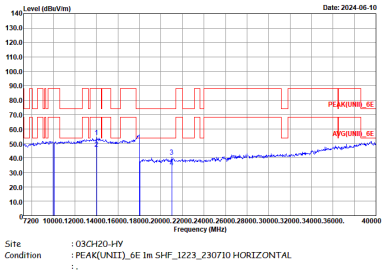	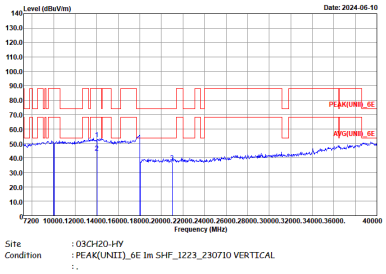

WIFI	Band 8 6875~7125MHz Harmonic @ 3m	
ANT	802.11ax HE40 Full CH227 7085MHz	
1+2	Horizontal	Vertical
Peak Avg.	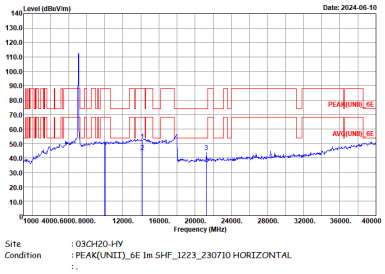	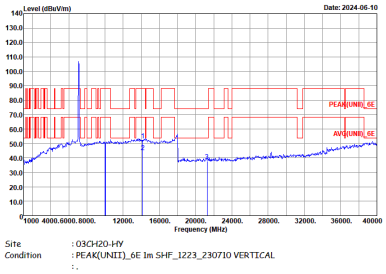

Band 8 - 6875~7125MHz

WIFI 802.11ax HE80 Full (Harmonic @ 3m)

WIFI	Band 8 6875~7125MHz Harmonic @ 3m	
ANT	802.11ax HE80 Full CH199 6945MHz	
1+2	Horizontal	Vertical
Peak Avg.	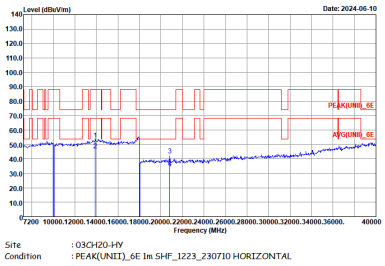	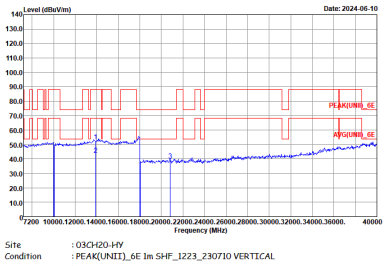

WIFI	Band 8 6875~7125MHz Harmonic @ 3m	
ANT	802.11ax HE80 Full CH215 7025MHz	
1+2	Horizontal	Vertical
Peak Avg.	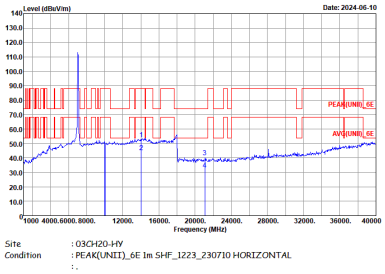	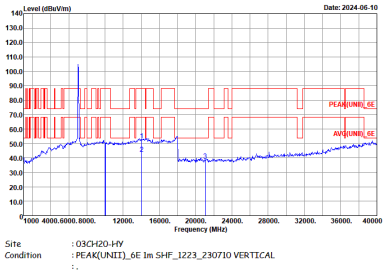

Band 8 - 6875~7125MHz

WIFI 802.11ax HE160 Full (Harmonic @ 3m)

WIFI	Band 8 6875~7125MHz Harmonic @ 3m	
ANT	802.11ax HE160 Full CH207 6985MHz	
1+2	Horizontal	Vertical
Peak Avg.	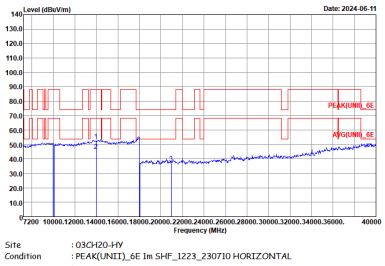	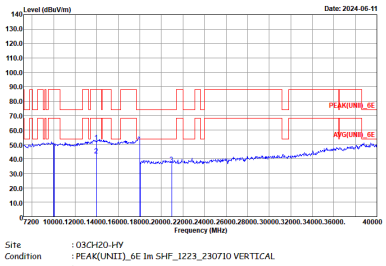

Emission below 1GHz

5GHz WIFI 802.11a (LF)

WIFI	5GHz WIFI	
ANT	802.11a LF	
1+2	Horizontal	Vertical
QP / Peak	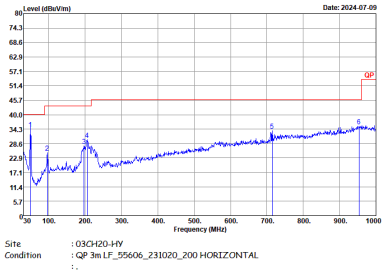	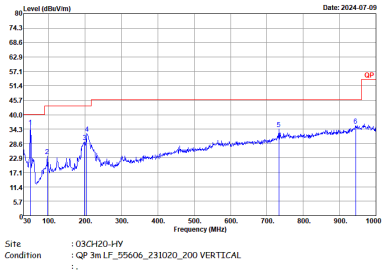

Appendix E. Duty Cycle Plots

Antenna	Band	Duty Cycle(%)	T(us)	1/T(kHz)	VBW Setting
1+2	802.11a	99.29	-	-	10Hz
1+2	6GHz 802.11ax HE20 Full RU	99.71	-	-	10Hz
1+2	6GHz 802.11ax HE20 106 RU	93.16	9260	0.11	110Hz
1+2	6GHz 802.11ax HE40 Full RU	99.51	-	-	10Hz
1+2	6GHz 802.11ax HE40 242 RU	99.62	-	-	10Hz
1+2	6GHz 802.11ax HE80 Full RU	99.33	-	-	10Hz
1+2	6GHz 802.11ax HE80 484 RU	99.11	-	-	10Hz
1+2	6GHz 802.11ax HE160 Full RU	99.31	-	-	10Hz
1+2	6GHz 802.11ax HE160 996 RU	97.80	712	1.40	1.5kHz

MIMO <Ant. 1+2>

802.11a

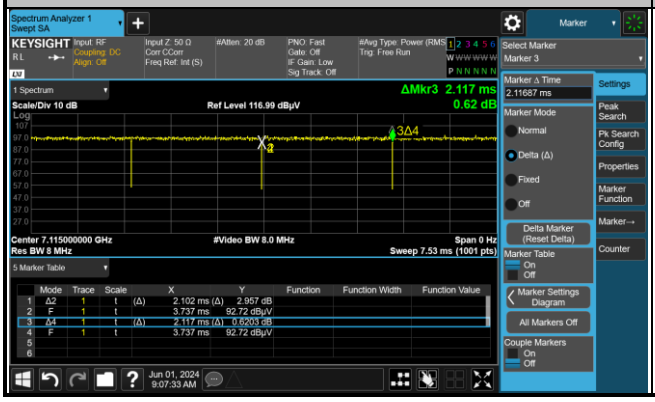

6GHz 802.11ax HE20 Full RU

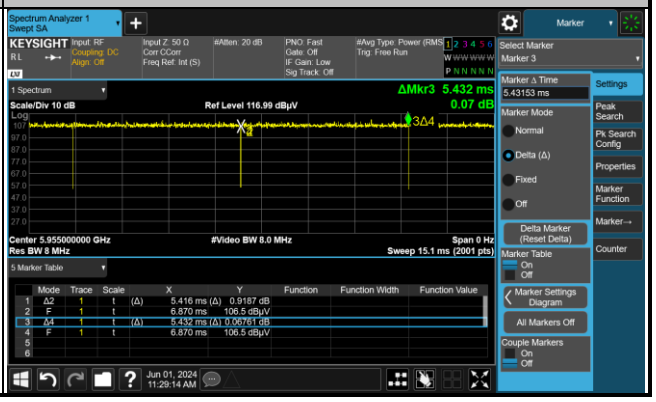

6GHz 802.11ax HE20 106 RU

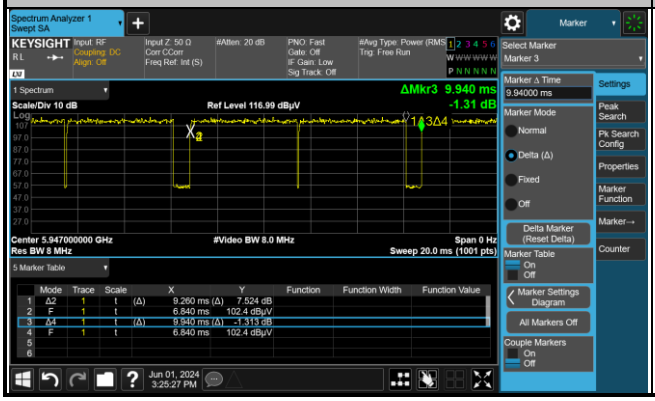

6GHz 802.11ax HE40 Full RU

6GHz 802.11ax HE40 242 RU

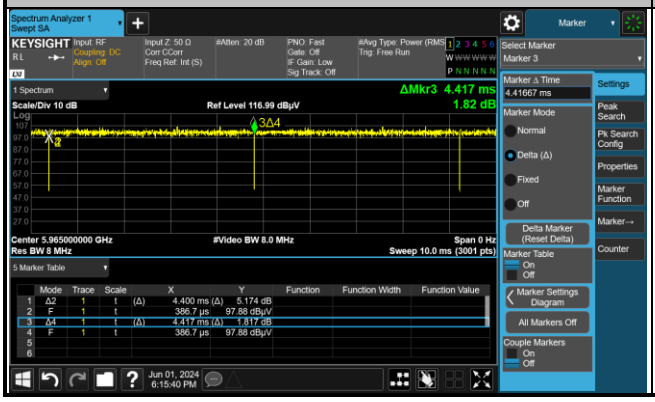

6GHz 802.11ax HE80 Full RU

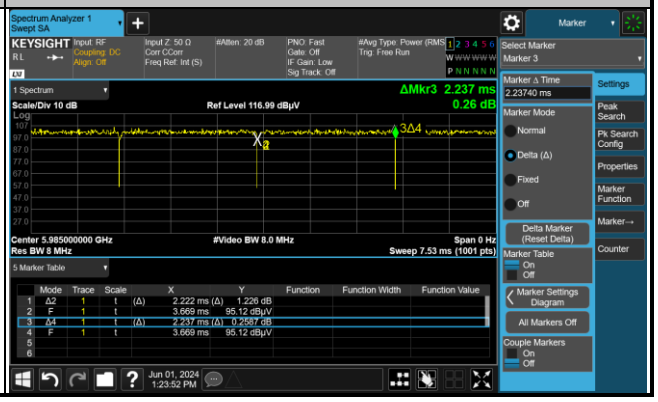

6GHz 802.11ax HE80 484 RU

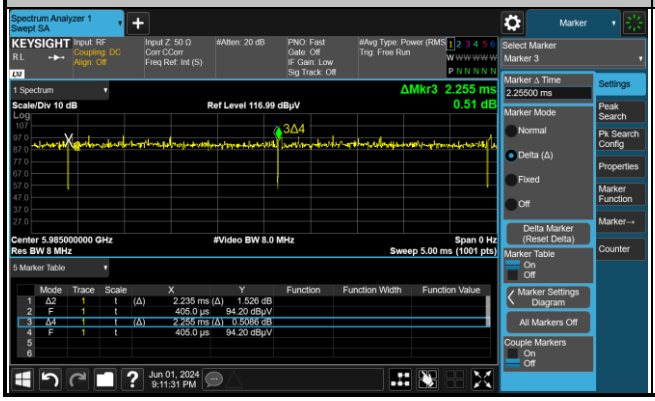

6GHz 802.11ax HE160 Full RU

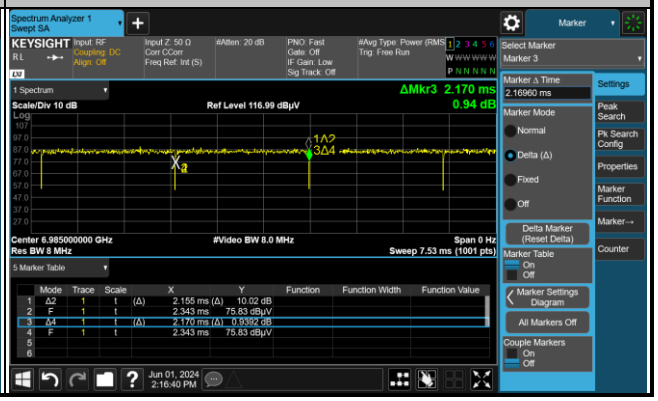

6GHz 802.11ax HE160 996 RU

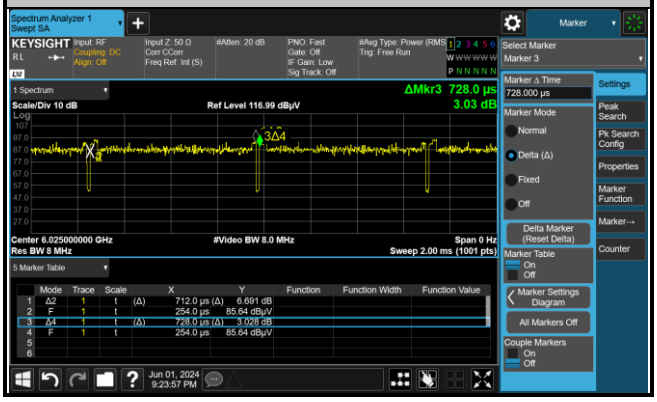

Appendix G. Spot Check Evaluation on KC50E15

Conducted power test and radiated spurious emission test configurations were selected from the worst cases identified in the parent model and tested to demonstrate the test data from original model remains representative for the variant model.

The deviation between the spot check and the referenced values is within 3dB, therefore data referencing is justified according to the guidance in the ECR inquiry

Mode	Test Item	UZ7KC50A15 Reference Worst mode Test Result	UZ7KC50E15 Variant Check Test Result	Deviation	Limit (dB)
Bluetooth	Number of Channels	79	79	0	Within the authorized block
	Hopping Channel Separation	1.298	0.994	0.304	Within the authorized block
	Dwell Time of Each Channel	0.31	0.31	0	Within the authorized block
	20dB Bandwidth	0.895	0.943	0.048	Within the authorized frequency block
	99% Bandwidth	0.829	0.835	0.006	Within the authorized frequency block
	Conducted Band Edges	-40.99	-41.96	0.97	Deviation (ddB) < 3 dB
	Conducted Spurious Emission	-31.60	-31.83	0.23	Deviation (ddB) < 3 dB
	Peak Output Power	5.51	6.55	1.04	Deviation (ddB) < 3 dB
	Radiated Band Edges and Radiated Spurious Emission	29.69	30.55	0.86	Deviation (ddB) < 3 dB
	AC Conducted Emission	40.20	42.89	2.69	Deviation (ddB) < 3 dB
Bluetooth-LE	6dB Bandwidth	1.152	1.145	0.007	Within the authorized frequency block
	99% Bandwidth	2.002	1.998	0.004	Within the authorized frequency block
	Power Spectral Density	-12.50	-12.91	0.41	Deviation (ddB) < 3 dB
	Conducted Band Edges	-41.12	-42.06	0.94	Deviation (ddB) < 3 dB
	Conducted Spurious Emission	-31.67	-31.99	0.32	Deviation (ddB) < 3 dB
	Power Output Measurement	4.9	4.8	0.1	Deviation (ddB) < 3 dB
	Radiated Band Edges and Spurious Emission	35.09	32.18	2.91	Deviation (ddB) < 3 dB
	AC Conducted Emission	40.20	42.89	2.69	Deviation (ddB) < 3 dB
WIFI 2.4G	6dB Bandwidth	8.05	8.08	0.03	Within the authorized frequency block
	99% Bandwidth	19.33	19.33	0	Within the authorized frequency block
	Power Spectral Density	3.48	3.54	0.06	Deviation (ddB) < 3 dB
	Conducted Band Edges	-41.60	-41.47	0.13	Deviation (ddB) < 3 dB
	Conducted Spurious Emission	-42.45	-42.79	0.34	Deviation (ddB) < 3 dB
	Output Power	26.47	26.37	0.1	Deviation (ddB) < 3 dB
	Radiated Band Edges and Spurious Emission	52.42	52.41	0.01	Deviation (ddB) < 3 dB
	AC Conducted Emission	40.20	42.89	2.69	Deviation (ddB) < 3 dB

Mode	Test Item	UZ7KC50A15 Reference Worst mode Test Result	UZ7KC50E15 Variant Check Test Result	Deviation	Limit (dB)
WIFI 5G	26dB Bandwidth	165.46	166.13	0.67	Within the authorized frequency block
	99% Bandwidth	156.56	156.56	0.00	Within the authorized frequency block
	Power Spectral Density	10.06	10.01	0.05	Deviation (ddB) < 3 dB
	Maximum Conducted Output Power	23.14	22.68	0.46	Deviation (ddB) < 3 dB
	Unwanted Emissions	52.91	52.13	0.78	Deviation (ddB) < 3 dB
	AC Conducted Emission	41.22	42.43	1.21	Deviation (ddB) < 3 dB
WIFI 6G (Indoor Client)	26dB Emission Bandwidth	166.37	166.94	0.57	Within the authorized frequency block
	99% Occupied Bandwidth	156.56	156.32	0.24	Within the authorized frequency block
	Contention Based Protocol	-66.39	-63.16	3.23	Within the authorized block
	Fundamental Maximum EIRP	20.18	20.13	0.05	Deviation (ddB) < 3 dB
	Fundamental Power Spectral Density	-1.14	-1.11	0.03	Deviation (ddB) < 3 dB
	In-Band Emissions (Channel Mask)	-43.14	-44.97	1.83	Deviation (ddB) < 3 dB
	Unwanted Emissions	66.75	64.43	2.32	Deviation (ddB) < 3 dB
	AC Conducted Emission	40.50	37.56	2.94	Deviation (ddB) < 3 dB

CBP test results on UZ7KC50E15: presented in Page F3 – F23

Band	Channel Freq. (MHz)	Channel BW (MHz)	Incumbent freq. (MHz)	Injected AWGN Level (dBm)	Detection Rate (%)	Regulated Threshold level (dBm)	Adjusted Power (dBm)	Margin (dB)
UNII Band 5	6135	20	6135	-69.99	100	-62	-72.39	10.39
					Result: Stop Transmission			
				-71.99	< 90	-62	-74.39	12.39
					Result: Minimal Operation			
				-72.99	0	-62	-75.39	13.39
					Result: Normal Operation			
	6185	160	6110	-60.87	100	-62	-63.27	1.27
					Result: Stop Transmission			
				-66.87	< 90	-62	-69.27	7.27
					Result: Minimal Operation			
				-67.87	0	-62	-70.27	8.27
					Result: Normal Operation			
			6185	-60.64	100	-62	-63.04	1.04
					Result: Stop Transmission			
				-62.64	< 90	-62	-65.04	3.04
					Result: Minimal Operation			
				-63.64	0	-62	-66.04	4.04
					Result: Normal Operation			
			6260	-61.60	100	-62	-64.00	2.00
					Result: Stop Transmission			
				-67.60	< 90	-62	-70.00	8.00
					Result: Minimal Operation			
				-68.60	0	-62	-71.00	9.00
					Result: Normal Operation			

Note 1: Adjusted Power = Injected AWGN Level - minimum antenna gain (2.4 dBi).

Note 2: The antenna gain has included the path loss between RF connector and antenna.

Note 3: Margin = Regulated Threshold level - Adjusted Power.

Band	Channel Freq. (MHz)	Channel BW (MHz)	Incumbent freq. (MHz)	Injected AWGN Level (dBm)	Detection Rate (%)	Regulated Threshold level (dBm)	Adjusted Power (dBm)	Margin (dB)
UNII Band 6	6455	20	6455	-69.14	100	-62	-71.16	9.16
					Result: Stop Transmission			
				-71.14	< 90	-62	-73.16	11.16
					Result: Minimal Operation			
				-72.14	0	-62	-74.16	12.16
					Result: Normal Operation			
	6505	160	6430	-65.00	100	-62	-67.02	5.02
					Result: Stop Transmission			
				-67.00	< 90	-62	-69.02	7.02
					Result: Minimal Operation			
				-68.00	0	-62	-70.02	8.02
					Result: Normal Operation			
			6505	-61.14	100	-62	-63.16	1.16
					Result: Stop Transmission			
				-63.14	< 90	-62	-65.16	3.16
					Result: Minimal Operation			
				-64.14	0	-62	-66.16	4.16
					Result: Normal Operation			
			6580	-65.13	100	-62	-67.15	5.15
					Result: Stop Transmission			
				-67.13	< 90	-62	-69.15	7.15
					Result: Minimal Operation			
				-68.13	0	-62	-70.15	8.15
					Result: Normal Operation			

Note 1: Adjusted Power = Injected AWGN Level - minimum antenna gain (2.02 dBi).

Note 2: The antenna gain has included the path loss between RF connector and antenna.

Note 3: Margin = Regulated Threshold level - Adjusted Power.

Band	Channel Freq. (MHz)	Channel BW (MHz)	Incumbent freq. (MHz)	Injected AWGN Level (dBm)	Detection Rate (%)	Regulated Threshold level (dBm)	Adjusted Power (dBm)	Margin (dB)
UNII Band 7	6695	20	6695	-68.98	100	-62	-71.00	9.00
					Result: Stop Transmission			
				-72.98	< 90	-62	-75.00	13.00
					Result: Minimal Operation			
				-73.98	0	-62	-76.00	14.00
					Result: Normal Operation			
	6665	160	6590	-66.57	100	-62	-68.59	6.59
					Result: Stop Transmission			
				-68.57	< 90	-62	-70.59	8.59
					Result: Minimal Operation			
				-69.57	0	-62	-71.59	9.59
					Result: Normal Operation			
			6665	-62.90	100	-62	-64.92	2.92
					Result: Stop Transmission			
				-64.90	< 90	-62	-66.92	4.92
					Result: Minimal Operation			
				-65.90	0	-62	-67.92	5.92
					Result: Normal Operation			
			6740	-67.33	100	-62	-69.35	7.35
					Result: Stop Transmission			
				-69.33	< 90	-62	-71.35	9.35
					Result: Minimal Operation			
				-70.33	0	-62	-72.35	10.35
					Result: Normal Operation			

Note 1: Adjusted Power = Injected AWGN Level - minimum antenna gain (2.02 dBi).

Note 2: The antenna gain has included the path loss between RF connector and antenna.

Note 3: Margin = Regulated Threshold level - Adjusted Power.

Band	Channel Freq. (MHz)	Channel BW (MHz)	Incumbent freq. (MHz)	Injected AWGN Level (dBm)	Detection Rate (%)	Regulated Threshold level (dBm)	Adjusted Power (dBm)	Margin (dB)
UNII Band 8	7015	20	7015	-69.63	100	-62	-72.50	10.50
					Result: Stop Transmission			
				-71.63	< 90	-62	-74.50	12.50
					Result: Minimal Operation			
				-72.63	0	-62	-75.50	13.50
					Result: Normal Operation			
	6985	160	6910	-65.46	100	-62	-68.33	6.33
					Result: Stop Transmission			
				-67.46	< 90	-62	-70.33	8.33
					Result: Minimal Operation			
				-68.46	0	-62	-71.33	9.33
					Result: Normal Operation			
			6985	-60.34	100	-62	-63.21	1.21
					Result: Stop Transmission			
				-62.34	< 90	-62	-65.21	3.21
					Result: Minimal Operation			
				-63.34	0	-62	-66.21	4.21
					Result: Normal Operation			
			7060	-63.57	100	-62	-66.44	4.44
					Result: Stop Transmission			
				-66.57	< 90	-62	-69.44	7.44
					Result: Minimal Operation			
				-67.57	0	-62	-70.44	8.44
					Result: Normal Operation			

Note 1: Adjusted Power = Injected AWGN Level - minimum antenna gain (2.87 dBi).

Note 2: The antenna gain has included the path loss between RF connector and antenna.

Note 3: Margin = Regulated Threshold level - Adjusted Power.

Test Plots of Contention Based Protocol Test

Contention Based Protocol Result Plots on U-NII 5 (AWGN Interference)	
802.11ax (HE20) / 6135MHz Threshold Level (TL) = -69.99dBm	802.11ax (HE20) / CH37 Test result is pass due to no transmission occur.
	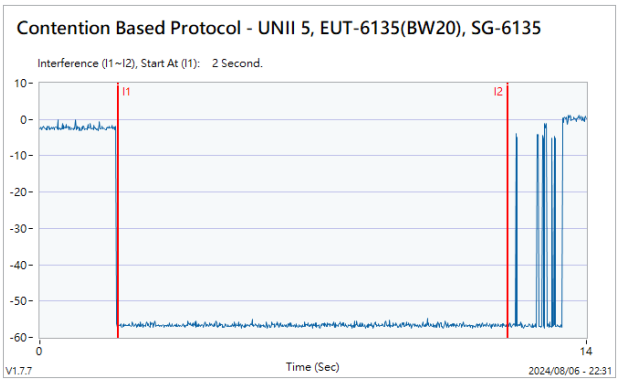
802.11ax (HE20) / 6135MHz Threshold Level (TL) = -70.97dBm	802.11ax (HE20) / CH37 Transmit when the interferer is 1dB lower.
	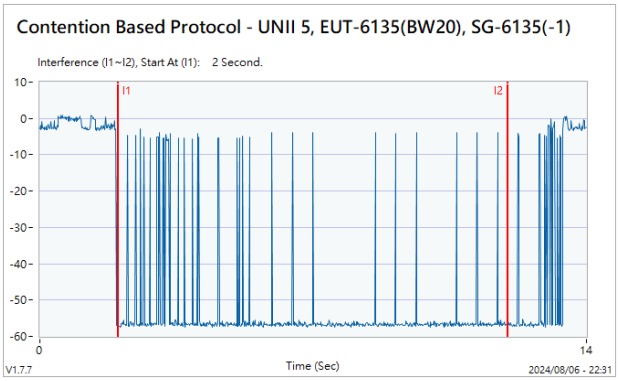

Contention Based Protocol Result Plots on U-NII 5 (AWGN Interference)	
802.11ax (HE160) / 6110MHz (Lower edge) Threshold Level (TL) = -60.87dBm	802.11ax (HE160) / CH47 (Lower edge) Test result is pass due to no transmission occur.
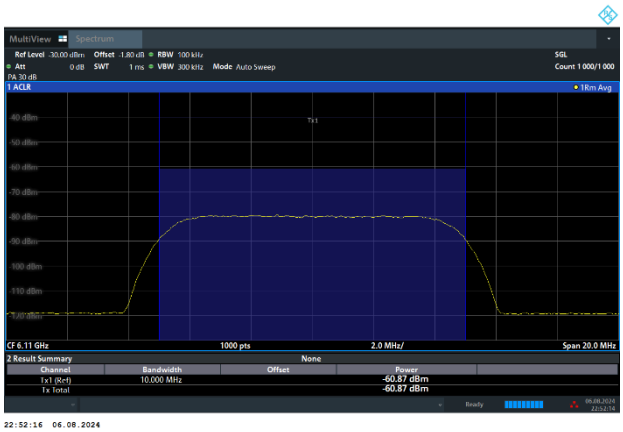	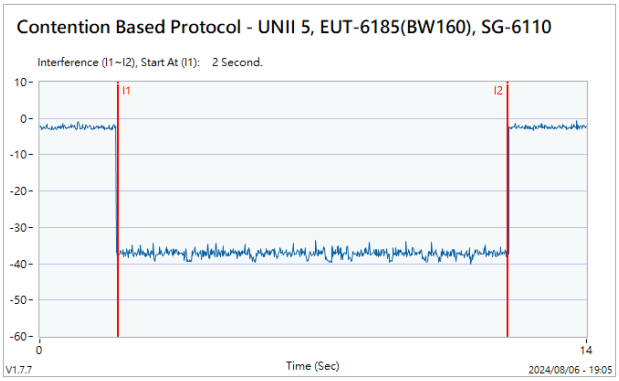
802.11ax (HE160) / 6110MHz (Lower edge) Threshold Level (TL) = -61.68dBm	802.11ax (HE160) / CH47 (Lower edge) Transmit when the interferer is 1dB lower.
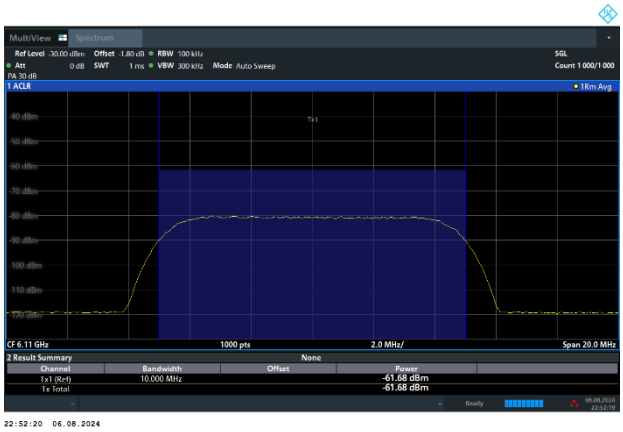	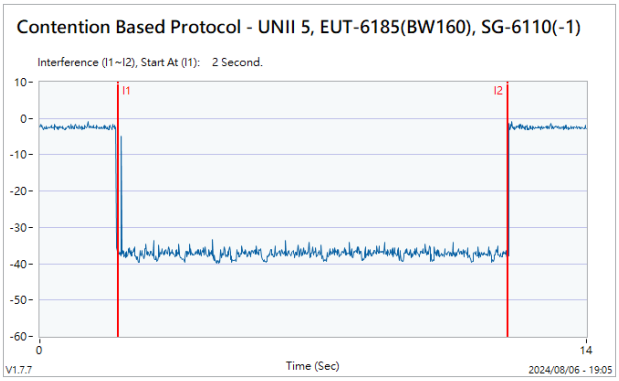

Contention Based Protocol Result Plots on U-NII 5 (AWGN Interference)	
802.11ax (HE160) / 6185MHz (Middle) Threshold Level (TL) = -60.64dBm	802.11ax (HE160) / CH47 (Middle) Test result is pass due to no transmission occur.
	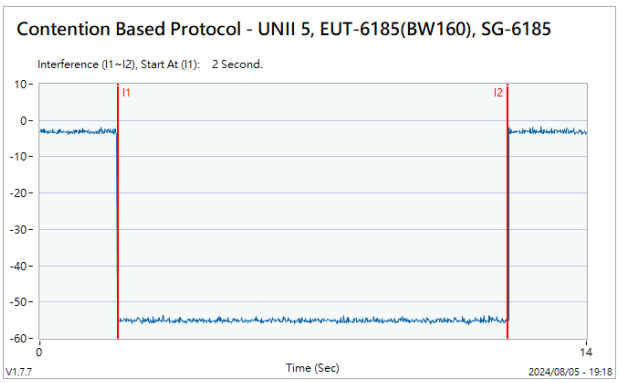
802.11ax (HE160) / 6185MHz (Middle) Threshold Level (TL) = -61.57dBm	802.11ax (HE160) / CH47 (Middle) Transmit when the interferer is 1dB lower.
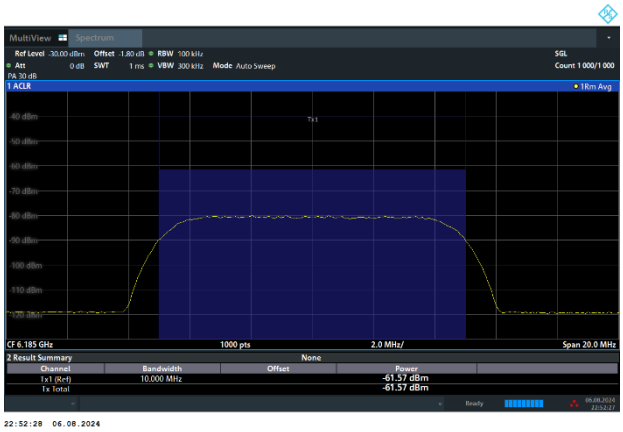	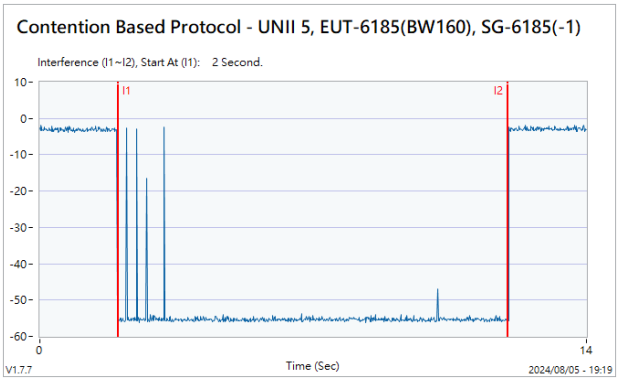

Contention Based Protocol Result Plots on U-NII 5 (AWGN Interference)	
802.11ax (HE160) / 6260MHz (Upper edge) Threshold Level (TL) = -61.60dBm	802.11ax (HE160) / CH47 (Upper edge) Test result is pass due to no transmission occur.
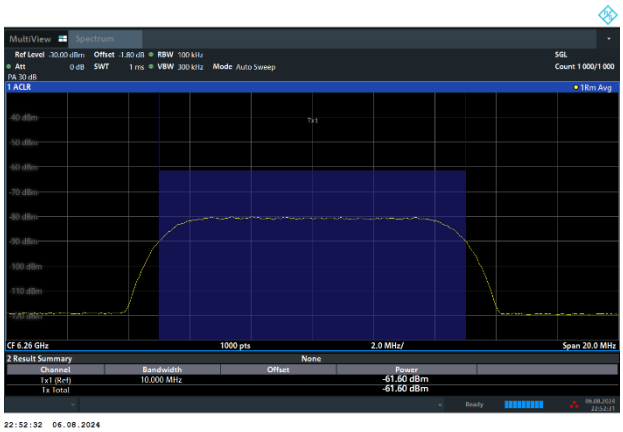	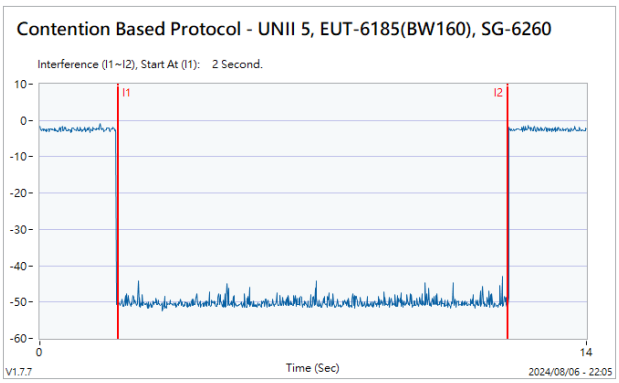
802.11ax (HE160) / 6260MHz (Upper edge) Threshold Level (TL) = -62.64dBm	802.11ax (HE160) / CH47 (Upper edge) Transmit when the interferer is 1dB lower.
	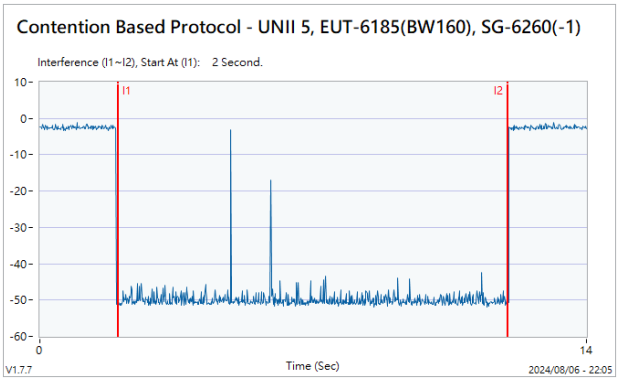

Contention Based Protocol Result Plots on U-NII 6 (AWGN Interference)	
802.11ax (HE20) / 6455MHz Threshold Level (TL) = -69.14dBm	802.11ax (HE20) / CH101 Test result is pass due to no transmission occur.
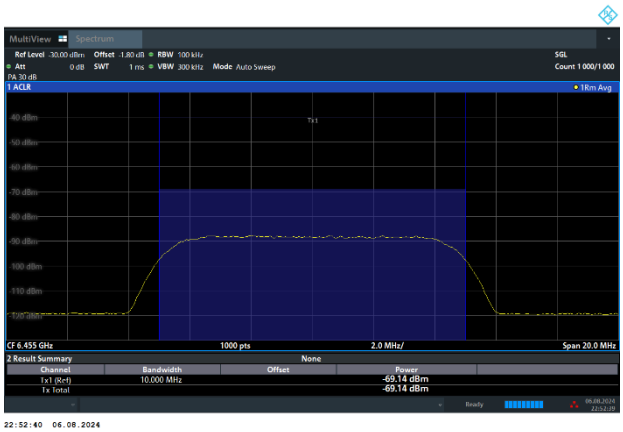	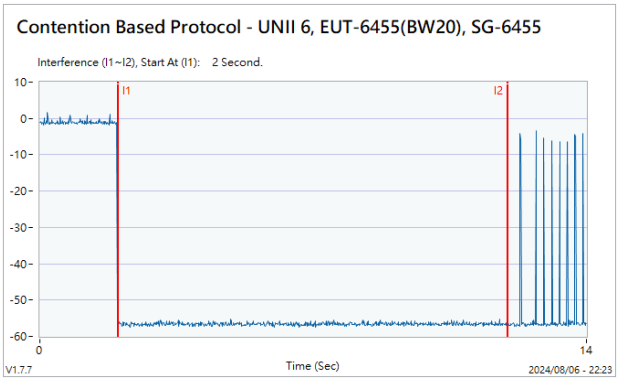
802.11ax (HE20) / 6455MHz Threshold Level (TL) = -70.12dBm	802.11ax (HE20) / CH101 Transmit when the interferer is 1dB lower.
	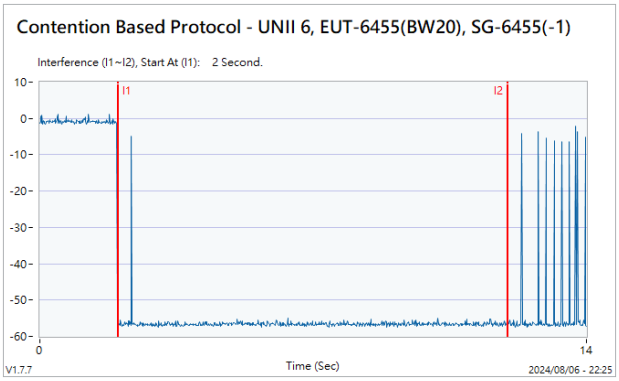

Contention Based Protocol Result Plots on U-NII 6 (AWGN Interference)	
802.11ax (HE160) / 6430MHz (Lower edge) Threshold Level (TL) = -65.00dBm	802.11ax (HE160) / CH111 (Lower edge) Test result is pass due to no transmission occur.
	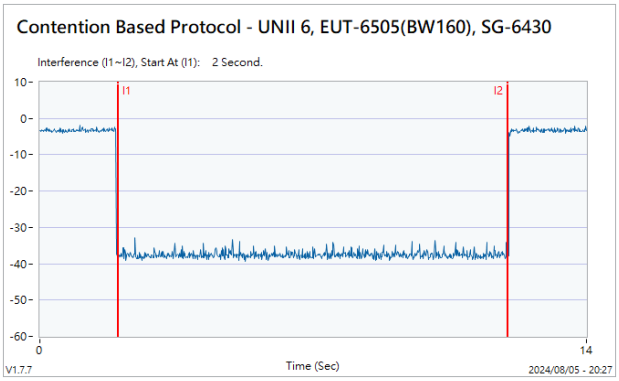
802.11ax (HE160) / 6430MHz (Lower edge) Threshold Level (TL) = -65.99dBm	802.11ax (HE160) / CH111 (Lower edge) Transmit when the interferer is 1dB lower.
	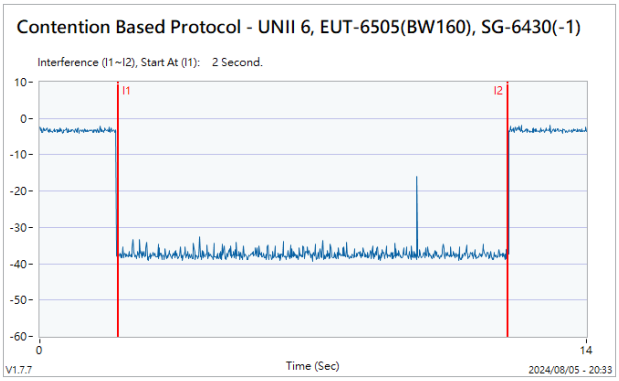

Contention Based Protocol Result Plots on U-NII 6 (AWGN Interference)	
802.11ax (HE160) / 6505MHz (Middle) Threshold Level (TL) = -61.14dBm	802.11ax (HE160) / CH111 (Middle) Test result is pass due to no transmission occur.
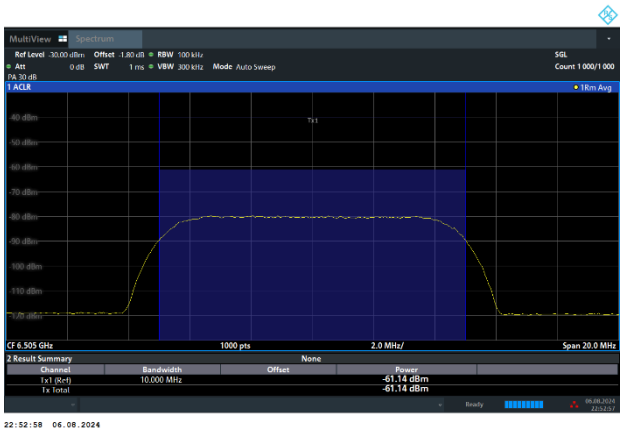	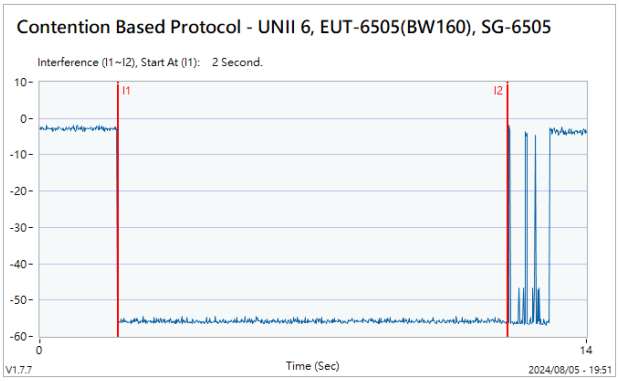
802.11ax (HE160) / 6505MHz (Middle) Threshold Level (TL) = -62.10dBm	802.11ax (HE160) / CH111 (Middle) Transmit when the interferer is 1dB lower.
	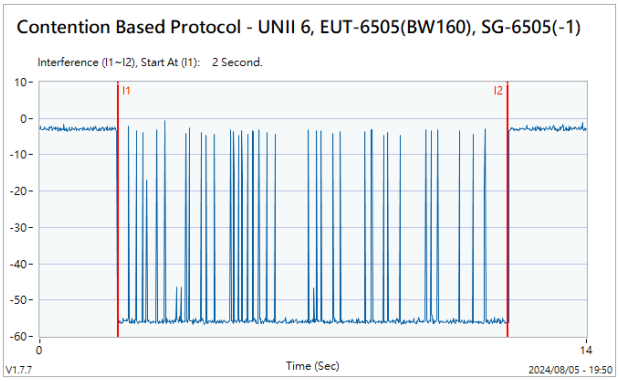

Contention Based Protocol Result Plots on U-NII 6 (AWGN Interference)	
802.11ax (HE160) / 6580MHz (Upper edge) Threshold Level (TL) = -65.13dBm	802.11ax (HE160) / CH111 (Upper edge) Test result is pass due to no transmission occur.
	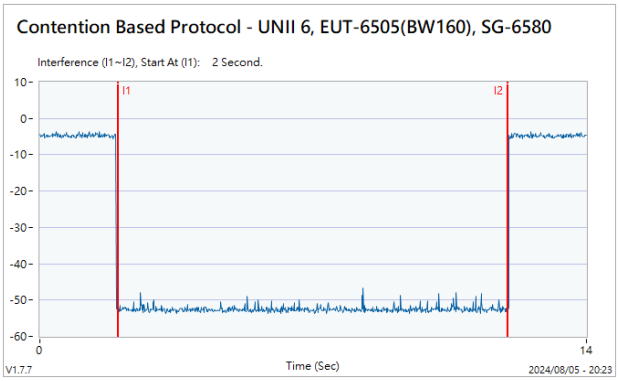
802.11ax (HE160) / 6580MHz (Upper edge) Threshold Level (TL) = -66.12dBm	802.11ax (HE160) / CH111 (Upper edge) Transmit when the interferer is 1dB lower.
	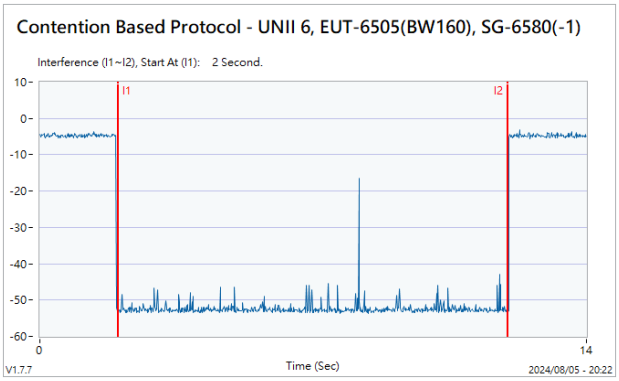

Contention Based Protocol Result Plots on U-NII 7 (AWGN Interference)	
802.11ax (HE20) / 6695MHz Threshold Level (TL) = -68.98dBm	802.11ax (HE20) / CH149 Test result is pass due to no transmission occur.
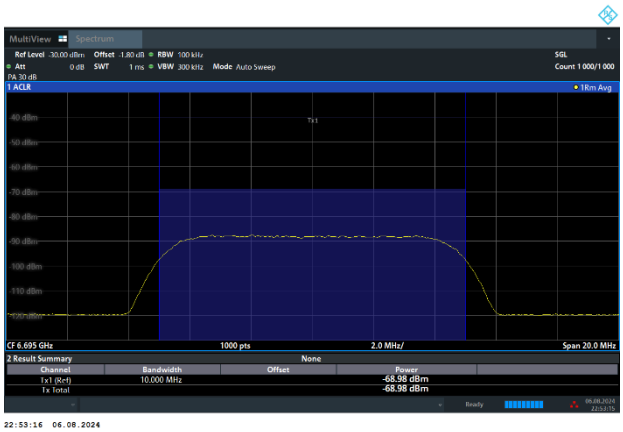	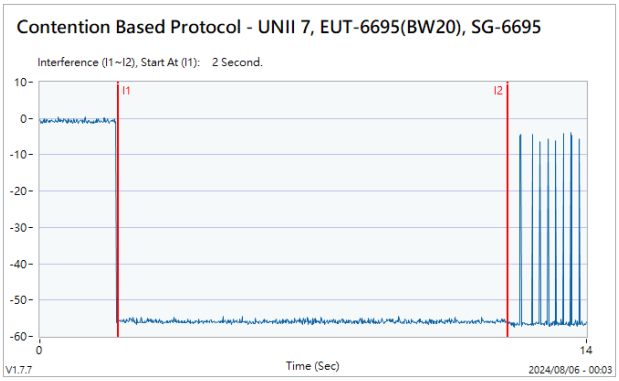
802.11ax (HE20) / 6695MHz Threshold Level (TL) = -70.07dBm	802.11ax (HE20) / CH149 Transmit when the interferer is 1dB lower.
	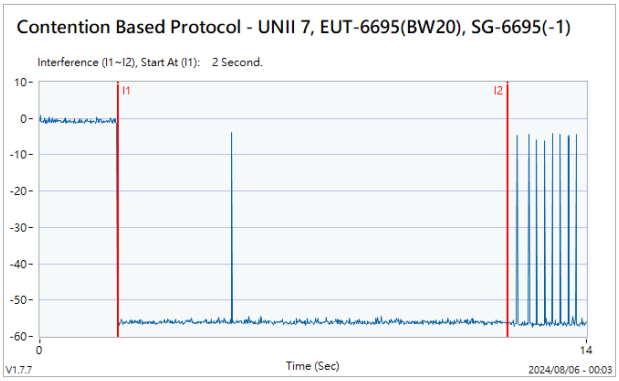

Contention Based Protocol Result Plots on U-NII 7 (AWGN Interference)	
802.11ax (HE160) / 6590MHz (Lower edge) Threshold Level (TL) = -66.57dBm	802.11ax (HE160) / CH143 (Lower edge) Test result is pass due to no transmission occur.
	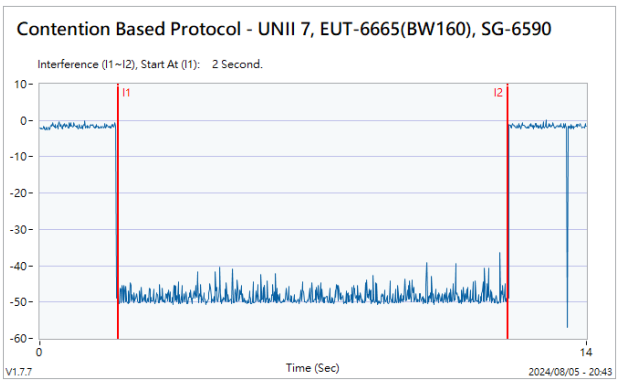
802.11ax (HE160) / 6590MHz (Lower edge) Threshold Level (TL) = -67.54dBm	802.11ax (HE160) / CH143 (Lower edge) Transmit when the interferer is 1dB lower.
	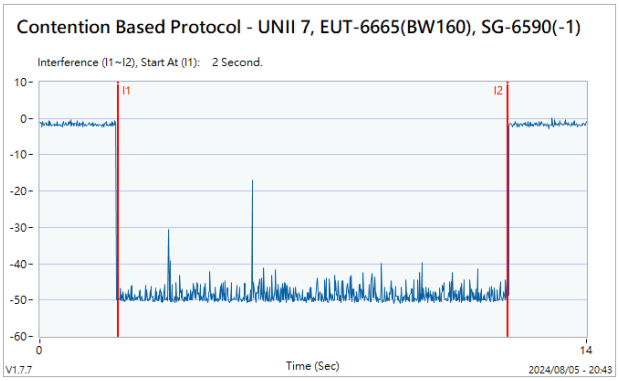

Contention Based Protocol Result Plots on U-NII 7 (AWGN Interference)	
802.11ax (HE160) / 6665MHz (Middle) Threshold Level (TL) = -62.90dBm	802.11ax (HE160) / CH143 (Middle) Test result is pass due to no transmission occur.
	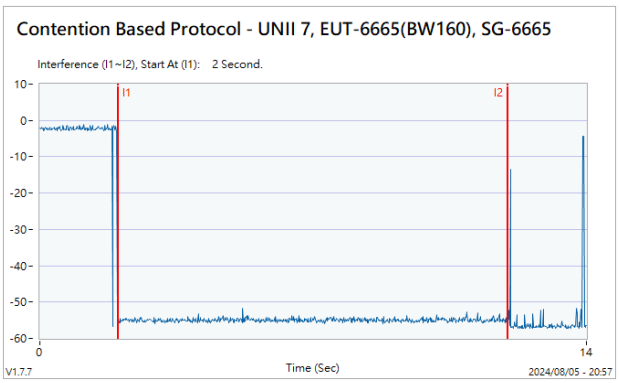
802.11ax (HE160) / 6665MHz (Middle) Threshold Level (TL) = -63.90dBm	802.11ax (HE160) / CH143 (Middle) Transmit when the interferer is 1dB lower.
	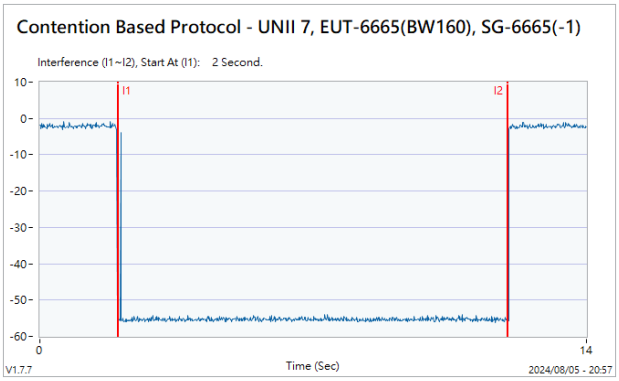

Contention Based Protocol Result Plots on U-NII 7 (AWGN Interference)	
802.11ax (HE160) / 6740MHz (Upper edge) Threshold Level (TL) = -67.33dBm	802.11ax (HE160) / CH143 (Upper edge) Test result is pass due to no transmission occur.
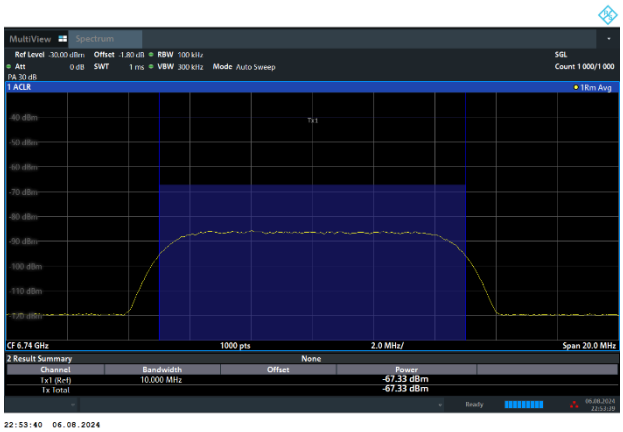	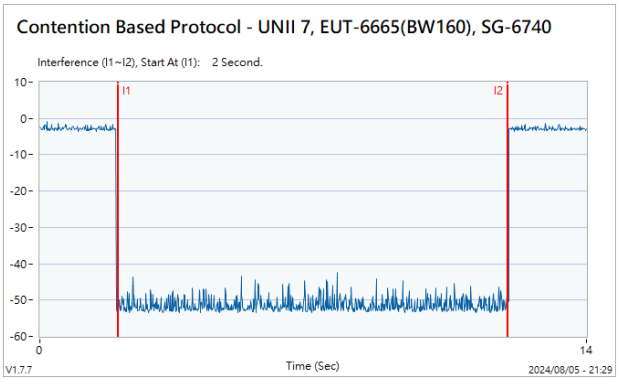
802.11ax (HE160) / 6740MHz (Upper edge) Threshold Level (TL) = -68.34dBm	802.11ax (HE160) / CH143 (Upper edge) Transmit when the interferer is 1dB lower.
	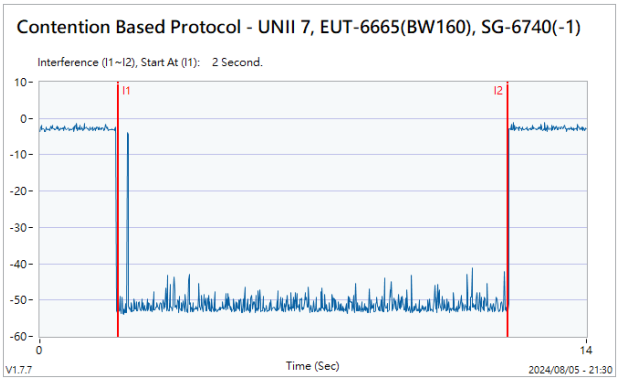

Contention Based Protocol Result Plots on U-NII 8 (AWGN Interference)	
802.11ax (HE20) / 7015MHz Threshold Level (TL) = -69.63dBm	802.11ax (HE20) / CH213 Test result is pass due to no transmission occur.
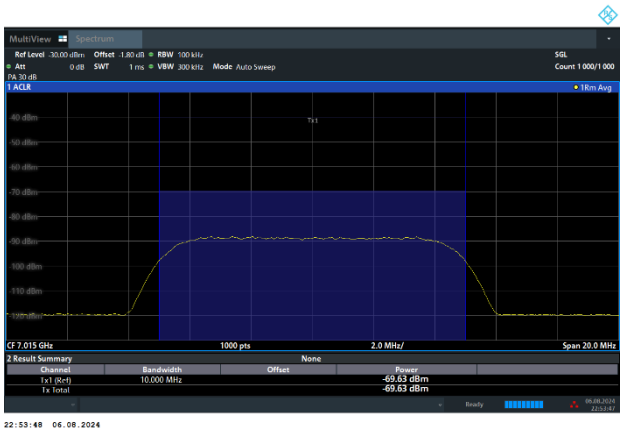	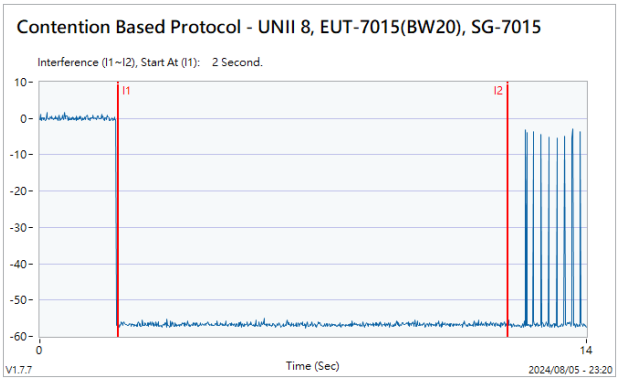
802.11ax (HE20) / 7015MHz Threshold Level (TL) = -70.67dBm	802.11ax (HE20) / CH213 Transmit when the interferer is 1dB lower.
	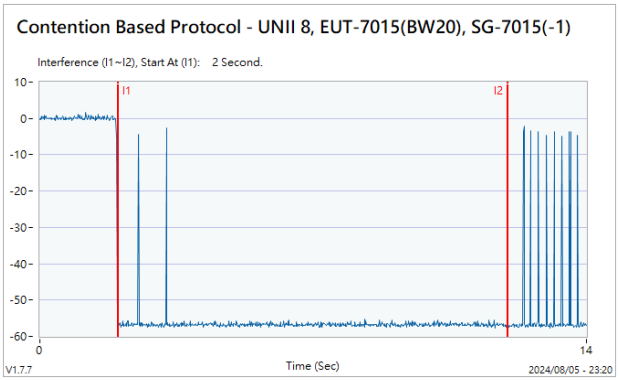

Contention Based Protocol Result Plots on U-NII 8 (AWGN Interference)	
802.11ax (HE160) / 6910MHz (Lower edge) Threshold Level (TL) = -65.46dBm	802.11ax (HE160) / CH207 (Lower edge) Test result is pass due to no transmission occur.
	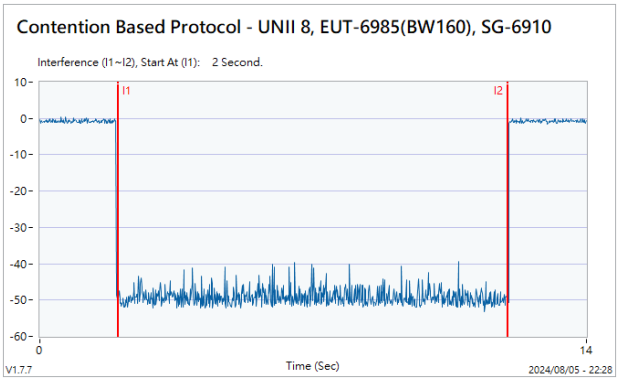
802.11ax (HE160) / 6910MHz (Lower edge) Threshold Level (TL) = -66.47dBm	802.11ax (HE160) / CH207 (Lower edge) Transmit when the interferer is 1dB lower.
	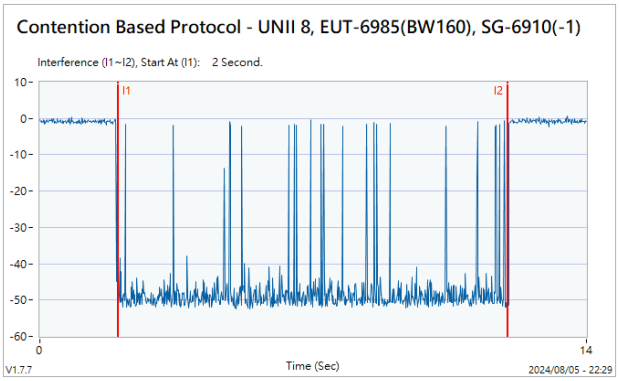

Contention Based Protocol Result Plots on U-NII 8 (AWGN Interference)	
802.11ax (HE160) / 6985MHz (Middle) Threshold Level (TL) = -60.34dBm	802.11ax (HE160) / CH207 (Middle) Test result is pass due to no transmission occur.
	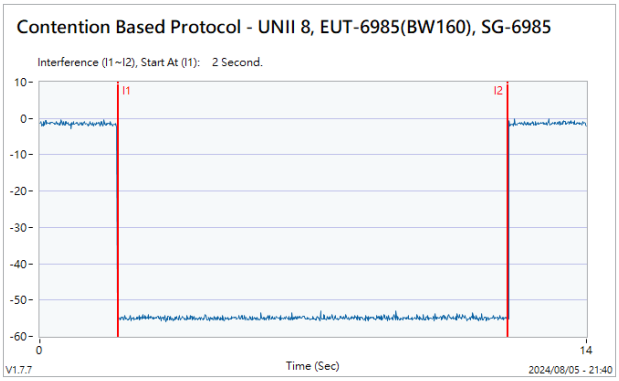
802.11ax (HE160) / 6985MHz (Middle) Threshold Level (TL) = -61.34dBm	802.11ax (HE160) / CH207 (Middle) Transmit when the interferer is 1dB lower.
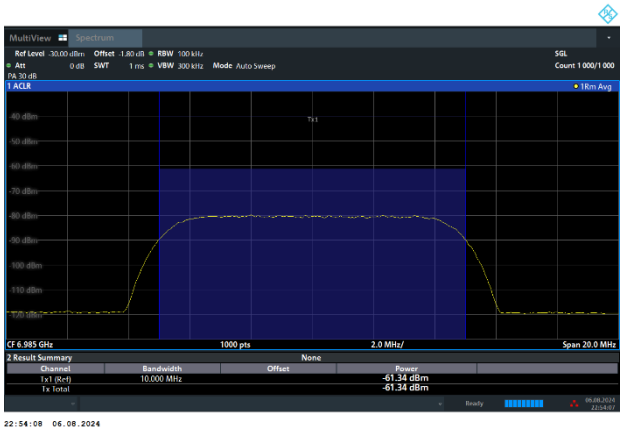	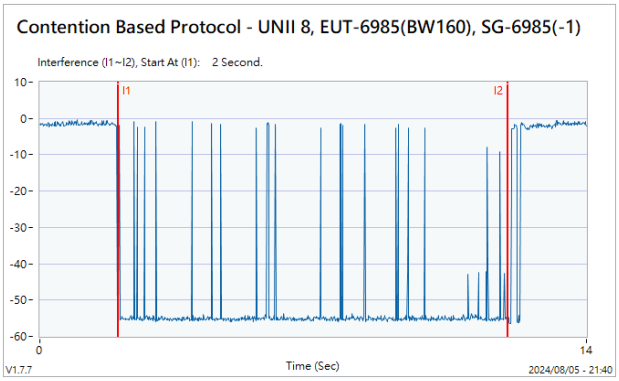

Contention Based Protocol Result Plots on U-NII 8 (AWGN Interference)	
802.11ax (HE160) / 7060MHz (Upper edge) Threshold Level (TL) = -63.57dBm	802.11ax (HE160) / CH207 (Upper edge) Test result is pass due to no transmission occur.
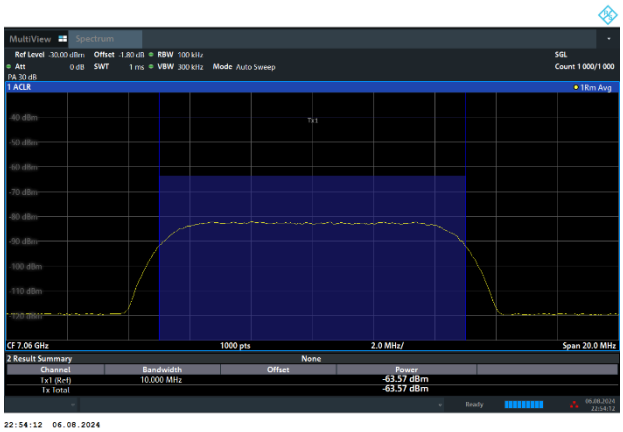	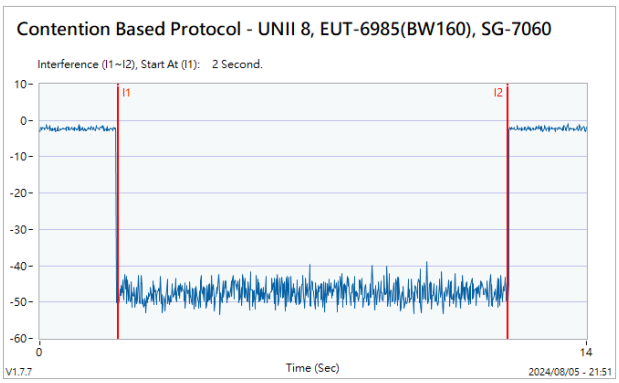
802.11ax (HE160) / 7060MHz (Upper edge) Threshold Level (TL) = -64.36dBm	802.11ax (HE160) / CH207 (Upper edge) Transmit when the interferer is 1dB lower.
	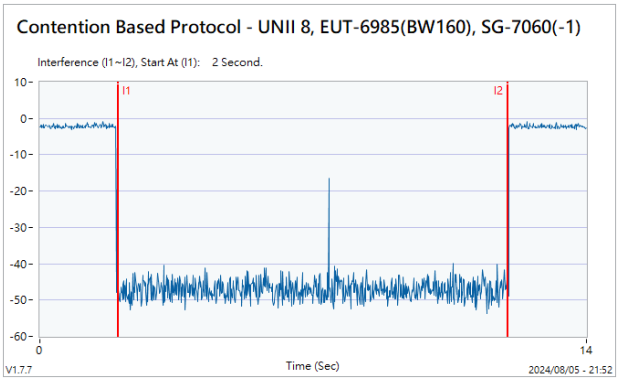

CBP verify with frequency domain plots

The device does not support channel puncturing with regards to Contention Based Protocol.

The entire bandwidth 160MHz stops transmission after the incumbent signal appears.

Otherwise, the entire 80MHz bandwidth is reduced to 20MHz or 80MHz.

Before incumbent injected on 160MHz channel	After 10MHz incumbent injected on center of channel, the entire 160MHz bandwidth stops transmission.
	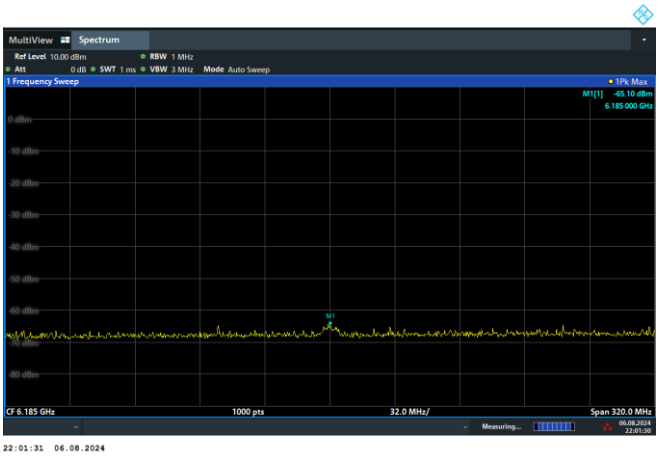
After 10MHz incumbent injected on bottom of channel, the EUT bandwidth is reduced from 80MHz to 20MHz channel.	After 10MHz incumbent injected on top of channel, the EUT bandwidth is reduced from 80MHz to 80MHz channel.
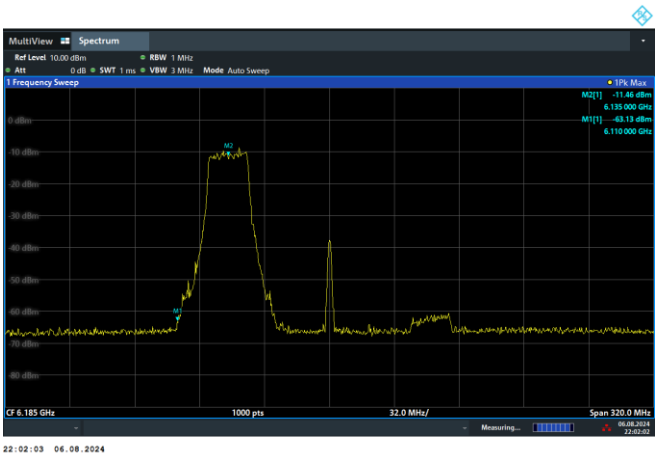	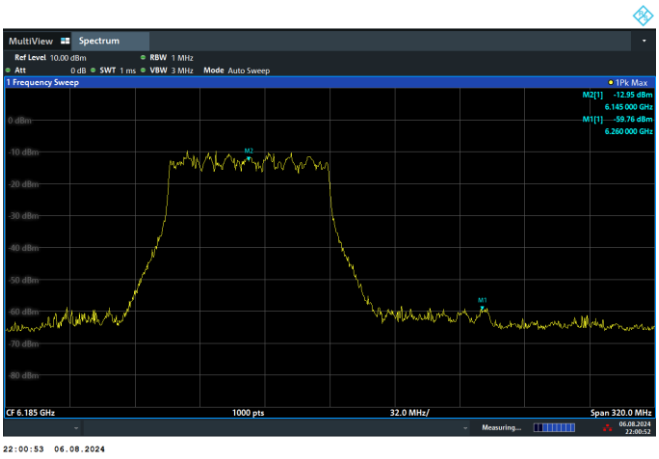

List of Measuring Equipment

Instrument	Brand Name	Model No.	Serial No.	Characteristics	Calibration Date	Test Date	Due Date	Remark
AC Power Source	ACPOWER	AFC-11003G	F317040033	N/A	N/A	Jul. 16, 2024	N/A	Conduction (CO07-HY)
Software	Rohde & Schwarz	EMC32 V10.30	N/A	N/A	N/A	Jul. 16, 2024	N/A	Conduction (CO07-HY)
Pulse Limiter	SCHWARZBECK	VTSD 9561-F N	9561-F N00373	9kHz-200MHz	Oct. 20, 2023	Jul. 16, 2024	Oct. 19, 2024	Conduction (CO07-HY)
RF Cable	HUBER + SUHNER	RG 214/U	1358175	9kHz~30MHz	Mar. 14, 2024	Jul. 16, 2024	Mar. 13, 2025	Conduction (CO07-HY)
Two-Line V-Network	TESEQ	NNB 51	45051	N/A	Mar. 10, 2024	Jul. 16, 2024	Mar. 09, 2025	Conduction (CO07-HY)
Four-Line V-Network	TESEQ	NNB 52	36122	N/A	Mar. 07, 2024	Jul. 16, 2024	Mar. 06, 2025	Conduction (CO07-HY)
EMI Test Receiver	Rohde & Schwarz	ESR3	102317	9kHz~3.6GHz	Sep. 20, 2023	Jul. 16, 2024	Sep. 19, 2024	Conduction (CO07-HY)
EMI Test Receiver	Keysight	N9038A(MXE)	MY54130085	N/A	Oct. 06, 2023	Aug. 01, 2024~ Aug. 03, 2024	Oct. 05, 2024	Radiation (03CH20-HY)
Loop Antenna	Rohde & Schwarz	HFH2-Z2	100488	9 kHz~30 MHz	Sep. 12, 2023	Aug. 01, 2024~ Aug. 03, 2024	Sep. 11, 2024	Radiation (03CH20-HY)
Preamplifier	EMEC	EM18G40G	060871	18GHz~40GHz	Aug. 30, 2023	Aug. 01, 2024~ Aug. 03, 2024	Aug. 29, 2024	Radiation (03CH20-HY)
Controller	ChainTek	3000-1	N/A	Control Turn table & Ant Mast	N/A	Aug. 01, 2024~ Aug. 03, 2024	N/A	Radiation (03CH20-HY)
Antenna Mast	ChainTek	MBS-520-1	N/A	1m~4m	N/A	Aug. 01, 2024~ Aug. 03, 2024	N/A	Radiation (03CH20-HY)
Turn Table	ChainTek	T-200-S-1	N/A	0~360 Degree	N/A	Aug. 01, 2024~ Aug. 03, 2024	N/A	Radiation (03CH20-HY)
Signal Analyzer	Keysight	N9010B	MY60240520	N/A	Dec. 12, 2023	Aug. 01, 2024~ Aug. 03, 2024	Dec. 11, 2024	Radiation (03CH20-HY)
Bilog Antenna	TESEQ	CBL 6111D&00802N 1D01N-06	55606 & 08	30MHz~1GHz	Oct. 20, 2023	Aug. 01, 2024~ Aug. 03, 2024	Oct. 19, 2024	Radiation (03CH20-HY)
Horn Antenna	SCHWARZBECK	BBHA 9120 D	02360	1GHz-18GHz	Oct. 30, 2023	Aug. 01, 2024~ Aug. 03, 2024	Oct. 29, 2024	Radiation (03CH20-HY)
SHF-EHF Horn Antenna	SCHWARZBECK	BBHA 9170	00993	18GHz-40GHz	Nov. 24, 2023	Aug. 01, 2024~ Aug. 03, 2024	Nov. 23, 2024	Radiation (03CH20-HY)
Preamplifier	COM-POWER	PAM-103	18020201	1MHz-1000MHz	Jan. 01, 2024	Aug. 01, 2024~ Aug. 03, 2024	Dec. 31, 2024	Radiation (03CH20-HY)
Amplifier	EMCI	EMC118A45SE	980792	N/A	Nov. 13, 2023	Aug. 01, 2024~ Aug. 03, 2024	Nov. 12, 2024	Radiation (03CH20-HY)
RF Cable	HUBER + SUHNER	SUCOFLEX 102	519229/2,804015/2,804027/2	N/A	Jan. 17, 2024	Aug. 01, 2024~ Aug. 03, 2024	Jan. 16, 2025	Radiation (03CH20-HY)
Hygrometer	TECPEL	DTM-303A	TP211382	N/A	Mar. 27, 2024	Aug. 01, 2024~ Aug. 03, 2024	Mar. 26, 2025	Radiation (03CH20-HY)
Software	Audix	N/A	RK-002156	N/A	N/A	Aug. 01, 2024~ Aug. 03, 2024	N/A	Radiation (03CH20-HY)

Instrument	Brand Name	Model No.	Serial No.	Characteristics	Calibration Date	Test Date	Due Date	Remark
Hygrometer	TECPEL	DTM-303A	TP201996	N/A	Nov. 07, 2023	Jul. 23, 2024~ Jul. 27, 2024	Nov. 06, 2024	Conducted (TH05-HY)
Power Sensor	DARE	RPR3008W	RPR8W-2301016 (NO:54)	10MHz~8GHz	Jul. 16, 2024	Jul. 23, 2024~ Jul. 27, 2024	Jul. 15, 2025	Conducted (TH05-HY)
Switch Control Mainframe	Burgeon	ETF-058	EC1300485 (BOX4)	N/A	Apr. 08, 2024	Jul. 23, 2024~ Jul. 27, 2024	Apr. 07, 2025	Conducted (TH05-HY)
Signal Analyzer	Rohde & Schwarz	FSV40	101564	10Hz ~ 40GHz	Sep. 12, 2023	Jul. 23, 2024~ Jul. 27, 2024	Sep. 11, 2024	Conducted (TH05-HY)
Software	Sporton	BTWIFI_Final_version_240411	N/A	Conducted Other Test Item	N/A	Jul. 23, 2024~ Jul. 27, 2024	N/A	Conducted (TH05-HY)
Signal Generator (Interferer)	Rohde & Schwarz	SMW200A	109425	100kHz~7.5GHz	Dec. 20, 2023	Aug. 05, 2024~ Aug. 06. 2024	Dec. 19, 2024	CBP (DF02-HY)
Spectrum Analyzer	Rohde & Schwarz	FSV3013	101549	10Hz~13.6GHz	Jan. 30, 2024	Aug. 05, 2024~ Aug. 06. 2024	Jan. 29, 2025	CBP (DF02-HY)
Power Divider	Woken	2Way Divider	DCMB1KW7A2	0.5GHz-18GHz	Calibration from System	Aug. 05, 2024~ Aug. 06. 2024	Calibration from System	CBP (DF02-HY)
Power Divider	Woken	3Way SMA Power Divder Rated to 20W	STI08-0010 (#2)	2GHz-8GHz	Calibration from System	Aug. 05, 2024~ Aug. 06. 2024	Calibration from System	CBP (DF02-HY)
Power Divider	Woken	0120A04051801O	DCMB1CW3A7	0.5-18GHz	Calibration from System	Aug. 05, 2024~ Aug. 06. 2024	Calibration from System	CBP (DF02-HY)
Coupler	Woken	10dB 30W SMA	DOM5CIW3A1	0.5-18GHz	Calibration from System	Aug. 05, 2024~ Aug. 06. 2024	Calibration from System	CBP (DF02-HY)
RF Cable	MTJ Cooperstion	SBF405-105FLEX	MTJ-30cm-01	30 kHz~18GHz	Calibration from System	Aug. 05, 2024~ Aug. 06. 2024	Calibration from System	CBP (DF02-HY)
RF Cable	MTJ Cooperstion	SBF405-105FLEX	MTJ-30cm-03	30 kHz~18GHz	Calibration from System	Aug. 05, 2024~ Aug. 06. 2024	Calibration from System	CBP (DF02-HY)
RF Cable	MTJ Cooperstion	SBF405-105FLEX	MTJ-30cm-05	30 kHz~18GHz	Calibration from System	Aug. 05, 2024~ Aug. 06. 2024	Calibration from System	CBP (DF02-HY)
RF Cable	EM	SFL402	SFL402-30cm-#8	30 kHz~18GHz	Calibration from System	Aug. 05, 2024~ Aug. 06. 2024	Calibration from System	CBP (DF02-HY)
RF Cable	EC	SS405	SS405-100cm-05	30 kHz~18GHz	Calibration from System	Aug. 05, 2024~ Aug. 06. 2024	Calibration from System	CBP (DF02-HY)
RF Cable	EC	SS405	SS405-100cm-06	30 kHz~18GHz	Calibration from System	Aug. 05, 2024~ Aug. 06. 2024	Calibration from System	CBP (DF02-HY)
RF Cable	EC	SLF405	EC-SFL405-100cm-#8	30 kHz~18GHz	Calibration from System	Aug. 05, 2024~ Aug. 06. 2024	Calibration from System	CBP (DF02-HY)
RF Cable	EC	SLF405	EC-SFL405-100cm-#9	30 kHz~18GHz	Calibration from System	Aug. 05, 2024~ Aug. 06. 2024	Calibration from System	CBP (DF02-HY)
RF Cable	MVE	SPF141	SPF141-100cm-#12	30 kHz~18GHz	Calibration from System	Aug. 05, 2024~ Aug. 06. 2024	Calibration from System	CBP (DF02-HY)
Software 1	Sporton	Adaptivity Test Tools	N/A	Ver 1.7.7	NCR	Aug. 05, 2024~ Aug. 06. 2024	NCR	CBP (DF02-HY)

————THE END————