EUT Mode	802.11ax HE160 996RUS67

Plot on Channel 6345 MHz

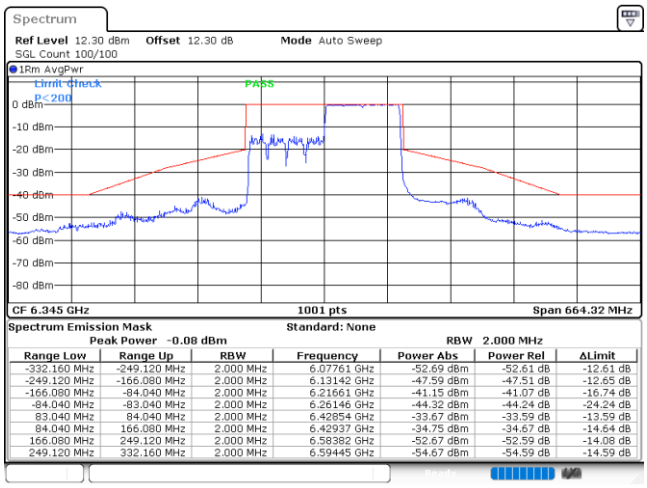

Spectrum Emission Mask Standard: None
Peak Power -0.08 dBm RBW 2.000 MHz

Range Low	Range Up	RBW	Frequency	Power Abs	Power Rel	ΔLimit
-332.160 MHz	-249.120 MHz	2.000 MHz	6.07761 GHz	-52.69 dBm	-52.61 dB	-12.61 dB
-249.120 MHz	-166.080 MHz	2.000 MHz	6.13142 GHz	-47.59 dBm	-47.51 dB	-12.65 dB
-166.080 MHz	-84.040 MHz	2.000 MHz	6.21661 GHz	-41.15 dBm	-41.07 dB	-16.74 dB
-84.040 MHz	-83.040 MHz	2.000 MHz	6.26146 GHz	-44.32 dBm	-44.24 dB	-24.24 dB
83.040 MHz	84.040 MHz	2.000 MHz	6.42854 GHz	-33.67 dBm	-33.59 dB	-13.59 dB
84.040 MHz	166.080 MHz	2.000 MHz	6.42937 GHz	-34.75 dBm	-34.67 dB	-14.64 dB
166.080 MHz	249.120 MHz	2.000 MHz	6.58382 GHz	-52.67 dBm	-52.59 dB	-14.08 dB
249.120 MHz	332.160 MHz	2.000 MHz	6.59445 GHz	-54.67 dBm	-54.59 dB	-14.59 dB

Date: 14.JUL.2024 13:12:21

Plot on Channel 6825 MHz

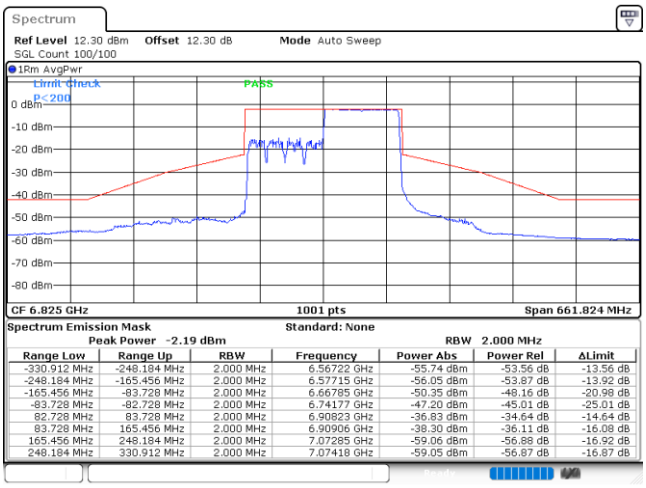

Spectrum Emission Mask Standard: None
Peak Power -2.19 dBm RBW 2.000 MHz

Range Low	Range Up	RBW	Frequency	Power Abs	Power Rel	ΔLimit
-330.912 MHz	-248.184 MHz	2.000 MHz	6.56722 GHz	-55.74 dBm	-53.56 dB	-13.56 dB
-248.184 MHz	-165.456 MHz	2.000 MHz	6.57715 GHz	-56.05 dBm	-53.87 dB	-13.92 dB
-165.456 MHz	-83.728 MHz	2.000 MHz	6.66785 GHz	-50.35 dBm	-48.16 dB	-20.98 dB
-83.728 MHz	-82.728 MHz	2.000 MHz	6.74177 GHz	-47.20 dBm	-45.01 dB	-25.01 dB
82.728 MHz	83.728 MHz	2.000 MHz	6.90823 GHz	-36.83 dBm	-34.64 dB	-14.64 dB
83.728 MHz	165.456 MHz	2.000 MHz	6.90906 GHz	-38.30 dBm	-36.11 dB	-16.08 dB
165.456 MHz	248.184 MHz	2.000 MHz	7.07285 GHz	-59.06 dBm	-56.88 dB	-16.92 dB
248.184 MHz	330.912 MHz	2.000 MHz	7.07418 GHz	-59.05 dBm	-56.87 dB	-16.87 dB

Date: 14.JUL.2024 13:16:19

MIMO <Ant. 1+2(2)>

EUT Mode	802.11ax HE160 FullRU

Plot on Channel 6025 MHz

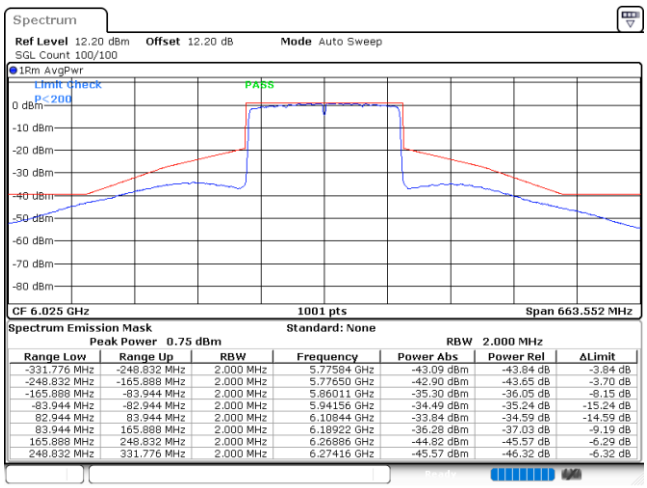

Spectrum Emission Mask Standard: None
Peak Power 0.75 dBm RBW 2.000 MHz

Range Low	Range Up	RBW	Frequency	Power Abs	Power Rel	ΔLimit
-331.776 MHz	-248.832 MHz	2.000 MHz	5.77584 GHz	-43.09 dBm	-43.84 dB	-3.84 dB
-248.832 MHz	-165.888 MHz	2.000 MHz	5.77650 GHz	-42.90 dBm	-43.65 dB	-3.70 dB
-165.888 MHz	-83.944 MHz	2.000 MHz	5.86011 GHz	-35.30 dBm	-36.05 dB	-8.15 dB
-83.944 MHz	-82.944 MHz	2.000 MHz	5.94156 GHz	-34.49 dBm	-35.24 dB	-15.24 dB
82.944 MHz	83.944 MHz	2.000 MHz	6.10844 GHz	-33.84 dBm	-34.59 dB	-14.59 dB
83.944 MHz	165.888 MHz	2.000 MHz	6.18922 GHz	-36.28 dBm	-37.03 dB	-9.19 dB
165.888 MHz	248.832 MHz	2.000 MHz	6.26886 GHz	-44.82 dBm	-45.57 dB	-6.29 dB
248.832 MHz	331.776 MHz	2.000 MHz	6.27416 GHz	-45.57 dBm	-46.32 dB	-6.32 dB

Date: 14.JUL.2024 13:52:37

Plot on Channel 6185 MHz

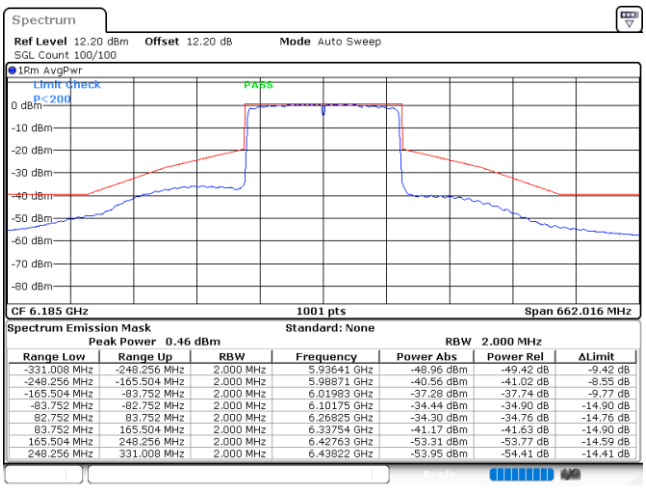

Spectrum Emission Mask Standard: None
Peak Power 0.46 dBm RBW 2.000 MHz

Range Low	Range Up	RBW	Frequency	Power Abs	Power Rel	ΔLimit
-331.008 MHz	-248.256 MHz	2.000 MHz	5.93641 GHz	-48.96 dBm	-49.42 dB	-9.42 dB
-248.256 MHz	-165.504 MHz	2.000 MHz	5.98871 GHz	-40.56 dBm	-41.02 dB	-8.55 dB
-165.504 MHz	-83.752 MHz	2.000 MHz	6.01983 GHz	-37.28 dBm	-37.74 dB	-9.77 dB
-83.752 MHz	-82.752 MHz	2.000 MHz	6.10175 GHz	-34.44 dBm	-34.90 dB	-14.90 dB
82.752 MHz	83.752 MHz	2.000 MHz	6.26825 GHz	-34.30 dBm	-34.76 dB	-14.76 dB
83.752 MHz	165.504 MHz	2.000 MHz	6.33754 GHz	-41.17 dBm	-41.63 dB	-14.90 dB
165.504 MHz	248.256 MHz	2.000 MHz	6.42763 GHz	-53.31 dBm	-53.77 dB	-14.59 dB
248.256 MHz	331.008 MHz	2.000 MHz	6.43822 GHz	-53.95 dBm	-54.41 dB	-14.41 dB

Date: 14.JUL.2024 13:53:29

Plot on Channel 6345 MHz

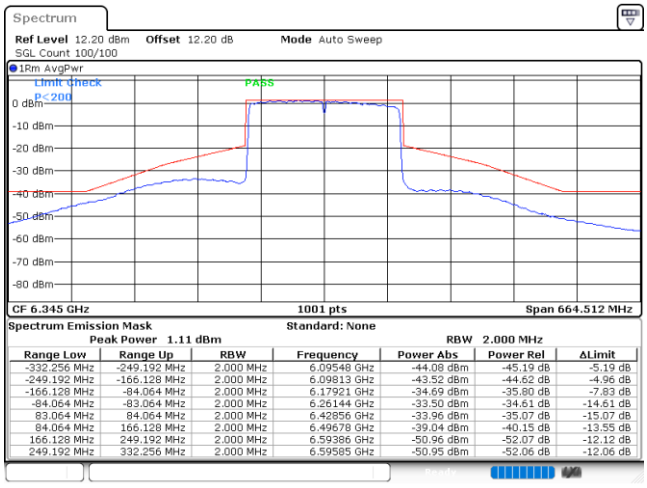

Spectrum Emission Mask Standard: None
Peak Power 1.11 dBm RBW 2.000 MHz

Range Low	Range Up	RBW	Frequency	Power Abs	Power Rel	ΔLimit
-332.256 MHz	-249.192 MHz	2.000 MHz	6.09548 GHz	-44.08 dBm	-45.19 dB	-5.19 dB
-249.192 MHz	-166.128 MHz	2.000 MHz	6.09813 GHz	-43.52 dBm	-44.62 dB	-4.96 dB
-166.128 MHz	-84.064 MHz	2.000 MHz	6.17921 GHz	-34.69 dBm	-35.80 dB	-7.83 dB
-84.064 MHz	-83.064 MHz	2.000 MHz	6.26144 GHz	-33.50 dBm	-34.61 dB	-14.61 dB
83.064 MHz	84.064 MHz	2.000 MHz	6.42856 GHz	-33.96 dBm	-35.07 dB	-15.07 dB
84.064 MHz	166.128 MHz	2.000 MHz	6.49678 GHz	-39.04 dBm	-40.15 dB	-13.55 dB
166.128 MHz	249.192 MHz	2.000 MHz	6.59386 GHz	-50.96 dBm	-52.07 dB	-12.12 dB
249.192 MHz	332.256 MHz	2.000 MHz	6.59585 GHz	-50.95 dBm	-52.06 dB	-12.06 dB

Date: 14.JUL.2024 13:54:07

Plot on Channel 6665 MHz

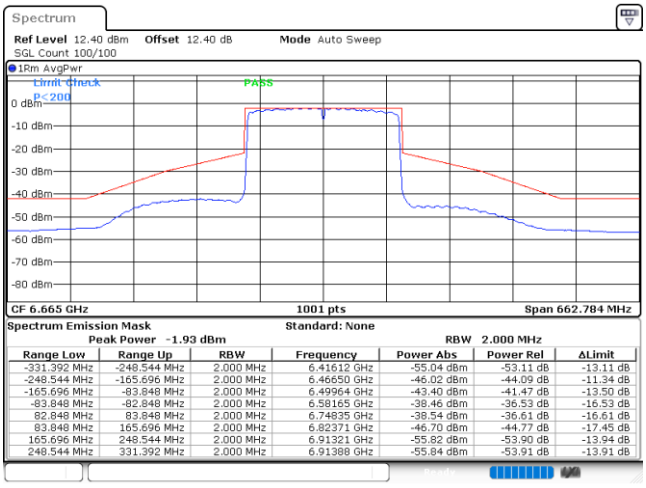

Spectrum Emission Mask Standard: None
Peak Power -1.93 dBm RBW 2.000 MHz

Range Low	Range Up	RBW	Frequency	Power Abs	Power Rel	ΔLimit
-331.392 MHz	-248.544 MHz	2.000 MHz	6.41612 GHz	-55.04 dBm	-53.11 dB	-13.11 dB
-248.544 MHz	-165.696 MHz	2.000 MHz	6.46650 GHz	-46.02 dBm	-44.09 dB	-11.34 dB
-165.696 MHz	-83.848 MHz	2.000 MHz	6.49964 GHz	-43.40 dBm	-41.47 dB	-13.50 dB
-83.848 MHz	-82.848 MHz	2.000 MHz	6.58165 GHz	-38.46 dBm	-36.53 dB	-16.53 dB
82.848 MHz	83.848 MHz	2.000 MHz	6.74835 GHz	-38.54 dBm	-36.61 dB	-16.61 dB
83.848 MHz	165.696 MHz	2.000 MHz	6.82371 GHz	-46.70 dBm	-44.77 dB	-17.45 dB
165.696 MHz	248.544 MHz	2.000 MHz	6.91321 GHz	-55.82 dBm	-53.90 dB	-13.94 dB
248.544 MHz	331.392 MHz	2.000 MHz	6.91388 GHz	-55.84 dBm	-53.91 dB	-13.91 dB

Date: 14.JUL.2024 13:54:49

Plot on Channel 6825 MHz

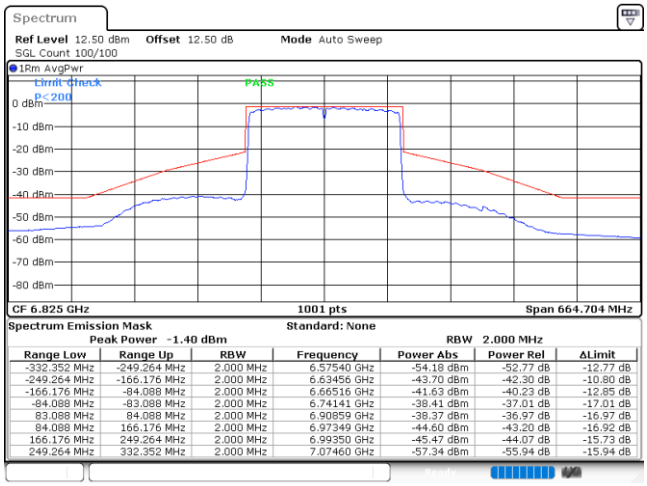

Spectrum Emission Mask Standard: None

Peak Power -1.40 dBm RBW 2.000 MHz

Range Low	Range Up	RBW	Frequency	Power Abs	Power Rel	ΔLimit
-332.352 MHz	-249.264 MHz	2.000 MHz	6.57540 GHz	-54.18 dBm	-52.77 dB	-12.77 dB
-249.264 MHz	-166.176 MHz	2.000 MHz	6.63456 GHz	-43.70 dBm	-42.30 dB	-10.80 dB
-166.176 MHz	-84.088 MHz	2.000 MHz	6.66516 GHz	-41.63 dBm	-40.23 dB	-12.85 dB
-84.088 MHz	-83.088 MHz	2.000 MHz	6.74141 GHz	-38.41 dBm	-37.01 dB	-17.01 dB
83.088 MHz	84.088 MHz	2.000 MHz	6.90859 GHz	-38.37 dBm	-36.97 dB	-16.97 dB
84.088 MHz	166.176 MHz	2.000 MHz	6.97349 GHz	-44.60 dBm	-43.20 dB	-16.92 dB
166.176 MHz	249.264 MHz	2.000 MHz	6.99350 GHz	-45.47 dBm	-44.07 dB	-15.73 dB
249.264 MHz	332.352 MHz	2.000 MHz	7.07460 GHz	-57.34 dBm	-55.94 dB	-15.94 dB

Date: 14.JUL.2024 13:55:53

EUT Mode	802.11ax HE160 996RU67

Plot on Channel 6025 MHz

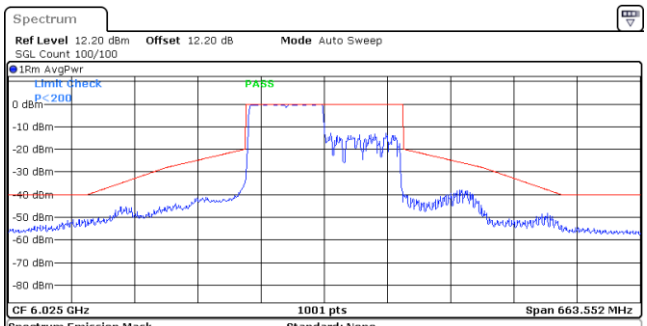

Spectrum Emission Mask Standard: None
Peak Power -0.02 dBm RBW 2.000 MHz

Range Low	Range Up	RBW	Frequency	Power Abs	Power Rel	ΔLimit
-331.776 MHz	-248.832 MHz	2.000 MHz	5.77318 GHz	-50.92 dBm	-50.91 dB	-10.91 dB
-248.832 MHz	-165.888 MHz	2.000 MHz	5.81100 GHz	-45.34 dBm	-45.33 dB	-10.37 dB
-165.888 MHz	-83.944 MHz	2.000 MHz	5.94072 GHz	-35.00 dBm	-34.98 dB	-14.95 dB
-83.944 MHz	-82.944 MHz	2.000 MHz	5.94156 GHz	-33.88 dBm	-33.86 dB	-13.86 dB
82.944 MHz	83.944 MHz	2.000 MHz	6.10844 GHz	-40.20 dBm	-40.18 dB	-20.18 dB
83.944 MHz	165.888 MHz	2.000 MHz	6.17523 GHz	-38.23 dBm	-38.22 dB	-11.75 dB
165.888 MHz	248.832 MHz	2.000 MHz	6.25890 GHz	-48.36 dBm	-48.34 dB	-10.50 dB
248.832 MHz	331.776 MHz	2.000 MHz	6.27416 GHz	-53.83 dBm	-53.81 dB	-13.81 dB

Date: 14.JUL.2024 13:20:51

Plot on Channel 6185 MHz

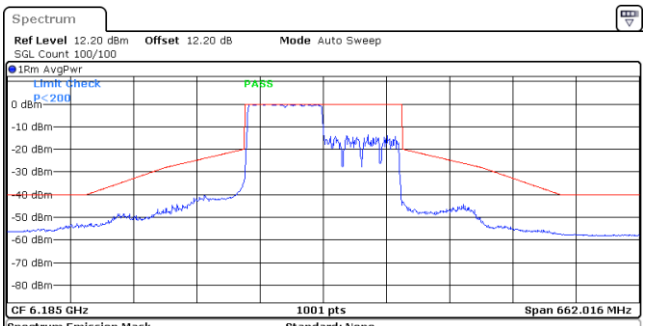

Spectrum Emission Mask Standard: None
Peak Power -0.02 dBm RBW 2.000 MHz

Range Low	Range Up	RBW	Frequency	Power Abs	Power Rel	ΔLimit
-331.008 MHz	-248.256 MHz	2.000 MHz	5.92714 GHz	-52.96 dBm	-52.94 dB	-12.94 dB
-248.256 MHz	-165.504 MHz	2.000 MHz	5.97018 GHz	-48.63 dBm	-48.61 dB	-13.46 dB
-165.504 MHz	-83.752 MHz	2.000 MHz	6.10092 GHz	-34.88 dBm	-34.87 dB	-14.83 dB
-83.752 MHz	-82.752 MHz	2.000 MHz	6.10175 GHz	-33.50 dBm	-33.48 dB	-13.48 dB
82.752 MHz	83.752 MHz	2.000 MHz	6.26825 GHz	-43.30 dBm	-43.28 dB	-23.28 dB
83.752 MHz	165.504 MHz	2.000 MHz	6.33156 GHz	-44.42 dBm	-44.40 dB	-18.26 dB
165.504 MHz	248.256 MHz	2.000 MHz	6.43226 GHz	-57.32 dBm	-57.30 dB	-17.44 dB
248.256 MHz	331.008 MHz	2.000 MHz	6.44749 GHz	-57.45 dBm	-57.44 dB	-17.44 dB

Date: 14.JUL.2024 13:21:48

Plot on Channel 6665 MHz

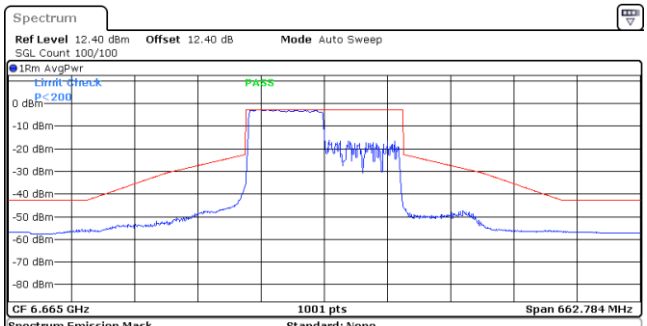

Spectrum Emission Mask Standard: None
Peak Power -2.65 dBm RBW 2.000 MHz

Range Low	Range Up	RBW	Frequency	Power Abs	Power Rel	ΔLimit
-331.392 MHz	-248.544 MHz	2.000 MHz	6.41082 GHz	-55.51 dBm	-52.86 dB	-12.86 dB
-248.544 MHz	-165.696 MHz	2.000 MHz	6.41944 GHz	-55.57 dBm	-52.92 dB	-13.35 dB
-165.696 MHz	-83.848 MHz	2.000 MHz	6.58082 GHz	-37.22 dBm	-34.57 dB	-14.54 dB
-83.848 MHz	-82.848 MHz	2.000 MHz	6.58165 GHz	-35.88 dBm	-33.22 dB	-13.22 dB
82.848 MHz	83.848 MHz	2.000 MHz	6.74835 GHz	-46.08 dBm	-43.43 dB	-23.43 dB
83.848 MHz	165.696 MHz	2.000 MHz	6.81705 GHz	-47.89 dBm	-45.24 dB	-18.57 dB
165.696 MHz	248.544 MHz	2.000 MHz	6.91321 GHz	-56.56 dBm	-53.91 dB	-13.95 dB
248.544 MHz	331.392 MHz	2.000 MHz	6.91388 GHz	-56.52 dBm	-53.87 dB	-13.87 dB

Date: 14.JUL.2024 13:24:34

Plot on Channel 6825 MHz

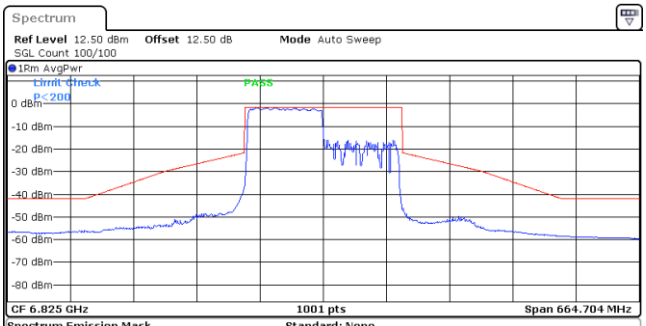

Spectrum Emission Mask Standard: None
Peak Power -1.77 dBm RBW 2.000 MHz

Range Low	Range Up	RBW	Frequency	Power Abs	Power Rel	ΔLimit
-332.352 MHz	-249.264 MHz	2.000 MHz	6.56876 GHz	-56.16 dBm	-54.40 dB	-14.40 dB
-249.264 MHz	-166.176 MHz	2.000 MHz	6.57607 GHz	-56.47 dBm	-54.71 dB	-14.75 dB
-166.176 MHz	-84.088 MHz	2.000 MHz	6.74058 GHz	-37.96 dBm	-36.19 dB	-16.16 dB
-84.088 MHz	-83.088 MHz	2.000 MHz	6.74141 GHz	-36.65 dBm	-34.88 dB	-14.88 dB
83.088 MHz	84.088 MHz	2.000 MHz	6.90859 GHz	-46.74 dBm	-44.97 dB	-24.97 dB
84.088 MHz	166.176 MHz	2.000 MHz	6.97282 GHz	-49.89 dBm	-48.12 dB	-21.91 dB
166.176 MHz	249.264 MHz	2.000 MHz	7.07327 GHz	-58.37 dBm	-56.60 dB	-16.74 dB
249.264 MHz	332.352 MHz	2.000 MHz	7.07526 GHz	-58.50 dBm	-56.73 dB	-16.73 dB

Date: 14.JUL.2024 13:19:22

EUT Mode	802.11ax HE160 996RUS67

Plot on Channel 6345 MHz

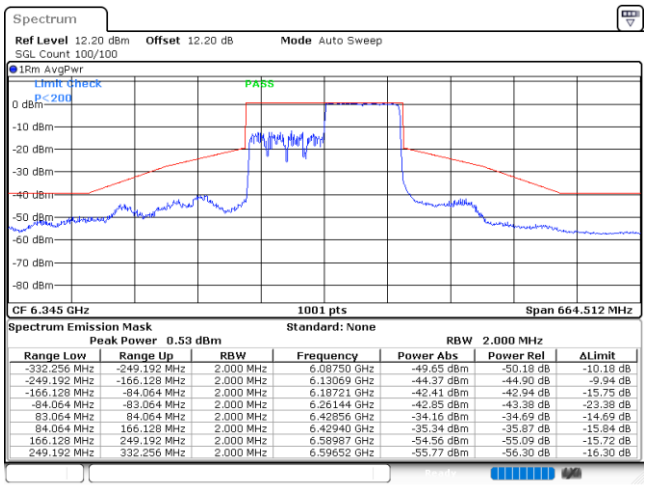

Spectrum Emission Mask Standard: None
Peak Power 0.53 dBm RBW 2.000 MHz

Range Low	Range Up	RBW	Frequency	Power Abs	Power Rel	ΔLimit
-332.256 MHz	-249.192 MHz	2.000 MHz	6.08750 GHz	-49.65 dBm	-50.18 dB	-10.18 dB
-249.192 MHz	-166.128 MHz	2.000 MHz	6.13069 GHz	-44.37 dBm	-44.90 dB	-9.94 dB
-166.128 MHz	-84.064 MHz	2.000 MHz	6.18721 GHz	-42.41 dBm	-42.94 dB	-15.75 dB
-84.064 MHz	-83.064 MHz	2.000 MHz	6.26144 GHz	-42.85 dBm	-43.38 dB	-23.38 dB
83.064 MHz	84.064 MHz	2.000 MHz	6.42856 GHz	-34.16 dBm	-34.69 dB	-14.69 dB
84.064 MHz	166.128 MHz	2.000 MHz	6.42940 GHz	-35.34 dBm	-35.87 dB	-15.84 dB
166.128 MHz	249.192 MHz	2.000 MHz	6.58987 GHz	-54.56 dBm	-55.09 dB	-15.72 dB
249.192 MHz	332.256 MHz	2.000 MHz	6.59652 GHz	-55.77 dBm	-56.30 dB	-16.30 dB

Date: 14.JUL.2024 13:23:30

Plot on Channel 6825 MHz

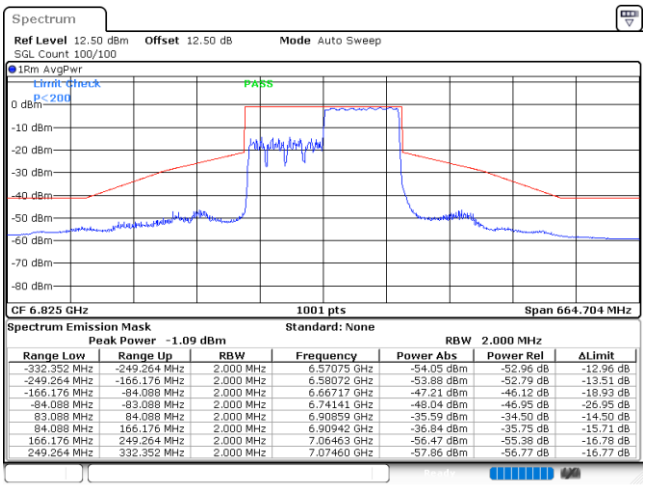

Spectrum Emission Mask Standard: None
Peak Power -1.09 dBm RBW 2.000 MHz

Range Low	Range Up	RBW	Frequency	Power Abs	Power Rel	ΔLimit
-332.352 MHz	-249.264 MHz	2.000 MHz	6.57075 GHz	-54.05 dBm	-52.96 dB	-12.96 dB
-249.264 MHz	-166.176 MHz	2.000 MHz	6.58072 GHz	-53.88 dBm	-52.79 dB	-13.51 dB
-166.176 MHz	-84.088 MHz	2.000 MHz	6.66717 GHz	-47.21 dBm	-46.12 dB	-18.93 dB
-84.088 MHz	-83.088 MHz	2.000 MHz	6.74141 GHz	-48.04 dBm	-46.95 dB	-26.95 dB
83.088 MHz	84.088 MHz	2.000 MHz	6.90859 GHz	-35.59 dBm	-34.50 dB	-14.50 dB
84.088 MHz	166.176 MHz	2.000 MHz	6.90942 GHz	-36.84 dBm	-35.75 dB	-15.71 dB
166.176 MHz	249.264 MHz	2.000 MHz	7.06463 GHz	-56.47 dBm	-55.38 dB	-16.78 dB
249.264 MHz	332.352 MHz	2.000 MHz	7.07460 GHz	-57.86 dBm	-56.77 dB	-16.77 dB

Date: 14.JUL.2024 13:18:26

Appendix B. AC Conducted Emission Test Results

Test Engineer :	Louis Chung	**Temperature :**	24.3~26.6℃
		Relative Humidity :	43.5~52.9%

EUT Information

Report NO :	450111
Test Mode :	Mode 1
Test Voltage :	120Vac/60Hz
Phase :	Line

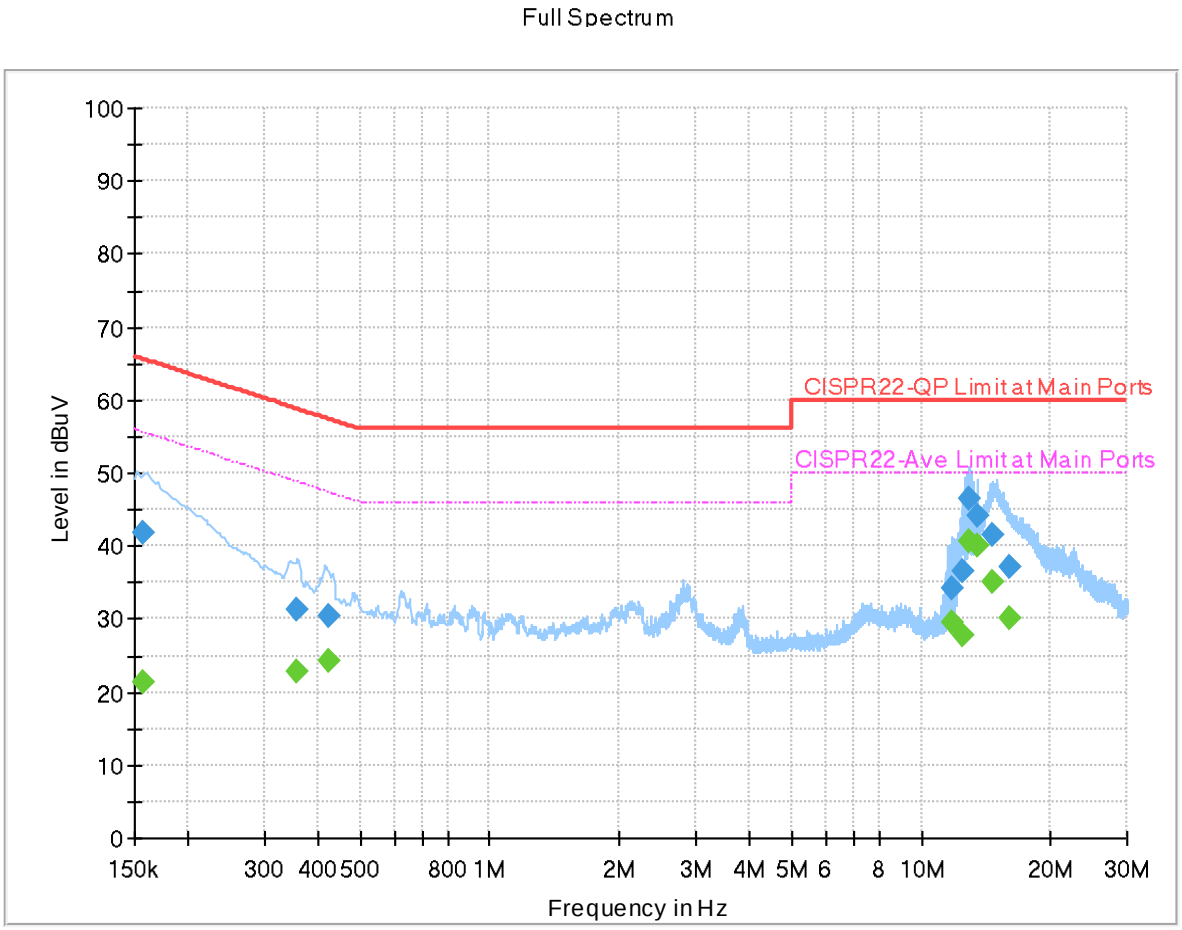

Final_Result

Frequency (MHz)	QuasiPeak (dBuV)	CAverage (dBuV)	Limit (dBuV)	Margin (dB)	Line	Filter	Corr. (dB)
0.157740	---	21.29	55.58	34.29	L1	OFF	19.9
0.157740	41.67	---	65.58	23.91	L1	OFF	19.9
0.354750	---	22.95	48.85	25.90	L1	OFF	19.9
0.354750	31.17	---	58.85	27.68	L1	OFF	19.9
0.422250	---	24.41	47.40	22.99	L1	OFF	19.9
0.422250	30.37	---	57.40	27.03	L1	OFF	19.9
11.845050	---	29.40	50.00	20.60	L1	OFF	20.1
11.845050	34.28	---	60.00	25.72	L1	OFF	20.1
12.483420	---	27.78	50.00	22.22	L1	OFF	20.1
12.483420	36.45	---	60.00	23.55	L1	OFF	20.1
12.959520	---	40.50	50.00	9.50	L1	OFF	20.1
12.959520	46.44	---	60.00	13.56	L1	OFF	20.1
13.559820	---	40.00	50.00	10.00	L1	OFF	20.1
13.559820	44.20	---	60.00	15.80	L1	OFF	20.1
14.653860	---	35.13	50.00	14.87	L1	OFF	20.1
14.653860	41.62	---	60.00	18.38	L1	OFF	20.1
16.015740	---	30.13	50.00	19.87	L1	OFF	20.1
16.015740	37.23	---	60.00	22.77	L1	OFF	20.1

EUT Information

Report NO :	450111
Test Mode :	Mode 1
Test Voltage :	120Vac/60Hz
Phase :	Neutral

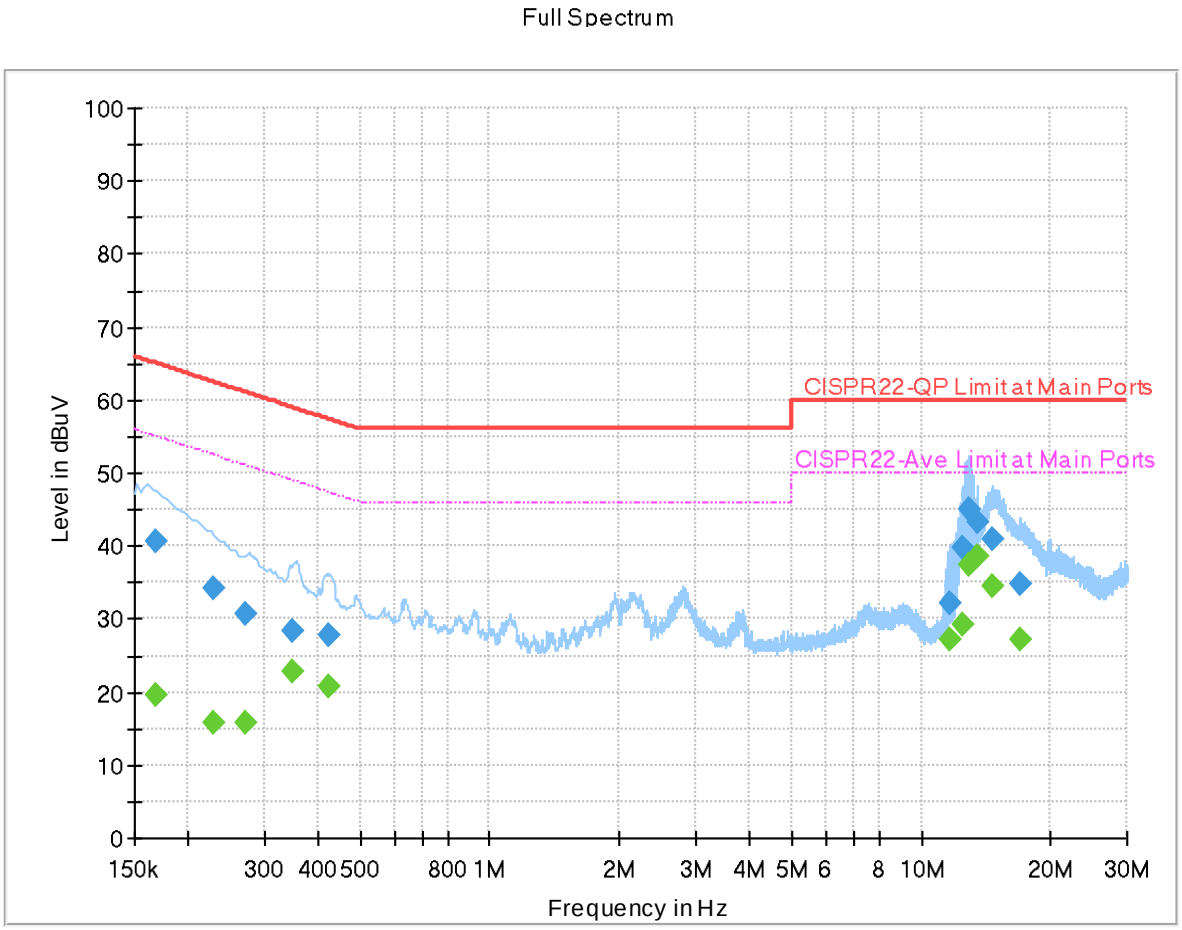

Final_Result

Frequency (MHz)	QuasiPeak (dBuV)	CAverage (dBuV)	Limit (dBuV)	Margin (dB)	Line	Filter	Corr. (dB)
0.168000	---	19.48	55.06	35.58	N	OFF	19.9
0.168000	40.63	---	65.06	24.43	N	OFF	19.9
0.228750	---	15.86	52.50	36.64	N	OFF	19.9
0.228750	34.10	---	62.50	28.40	N	OFF	19.9
0.271500	---	15.90	51.07	35.17	N	OFF	19.9
0.271500	30.66	---	61.07	30.41	N	OFF	19.9
0.350250	---	22.77	48.96	26.19	N	OFF	19.9
0.350250	28.31	---	58.96	30.65	N	OFF	19.9
0.422250	---	20.78	47.40	26.62	N	OFF	19.9
0.422250	27.64	---	57.40	29.76	N	OFF	19.9
11.653440	---	27.21	50.00	22.79	N	OFF	20.1
11.653440	32.15	---	60.00	27.85	N	OFF	20.1
12.449130	---	29.31	50.00	20.69	N	OFF	20.1
12.449130	39.68	---	60.00	20.32	N	OFF	20.1
12.954750	---	37.53	50.00	12.47	N	OFF	20.1
12.954750	45.08	---	60.00	14.92	N	OFF	20.1
13.558470	---	38.66	50.00	11.34	N	OFF	20.1
13.558470	43.19	---	60.00	16.81	N	OFF	20.1
14.655480	---	34.51	50.00	15.49	N	OFF	20.1

14.655480	**40.90**	**---**	**60.00**	**19.10**	**N**	**OFF**	**20.1**
16.941750	**---**	**27.26**	**50.00**	**22.74**	**N**	**OFF**	**20.2**
16.941750	**34.94**	**---**	**60.00**	**25.06**	**N**	**OFF**	**20.2**

Appendix C. Radiated Spurious Emission

Test Engineer :	John Chuang, David Dai and Sam Chou	Temperature :	19.7~23.5°C
		Relative Humidity :	64.9~70.8%

Band 5 - 5925~6425MHz

WIFI 802.11a (Band Edge @ 3m)

WIFI Ant. 1+2	Note	Frequency (MHz)	Level (dBμV/m)	Margin (dB)	Limit Line (dBμV/m)	Read Level (dBμV)	Antenna Factor (dB/m)	Path Loss (dB)	Preamp Factor (dB)	Ant Pos (cm)	Table Pos (deg)	Peak Avg. (P/A)	Pol. (H/V)
802.11a CH 01 5955MHz		5923.7	59.48	-28.72	88.2	49.15	34.3	13.96	37.93	111	61	P	H
		5923.14	46.32	-21.88	68.2	35.99	34.3	13.96	37.93	111	61	A	H
	*	5955	113.42	-	-	103.05	34.28	14.01	37.92	111	61	P	H
	*	5955	106.59	-	-	96.22	34.28	14.01	37.92	111	61	A	H
													H
													H
		5917.96	57.68	-30.52	88.2	47.36	34.3	13.95	37.93	108	359	P	V
		5921.46	45.44	-22.76	68.2	35.12	34.3	13.95	37.93	108	359	A	V
	*	5955	113.38	-	-	103.01	34.28	14.01	37.92	108	359	P	V
	*	5955	106.15	-	-	95.78	34.28	14.01	37.92	108	359	A	V
													V
													V
Remark	1. No other spurious found. 2. All results are PASS against Peak and Average limit line.												

Band 5 5925~6425MHz

WIFI 802.11a (Harmonic @ 3m)

WIFI Ant. 1+2	Note	Frequency (MHz)	Level (dBμV/m)	Margin (dB)	Limit Line (dBμV/m)	Read Level (dBμV)	Antenna Factor (dB/m)	Path Loss (dB)	Preamp Factor (dB)	Ant Pos (cm)	Table Pos (deg)	Peak Avg. (P/A)	Pol. (H/V)
802.11a CH 01 5955MHz		11910	51.68	-22.32	74	35.87	38.92	19.9	43.01	200	214	P	H
		11910	40.64	-13.36	54	24.83	38.92	19.9	43.01	200	214	A	H
		17865	56.27	-17.73	74	35.68	41.48	24.54	45.43	200	304	P	H
		17865	45.31	-8.69	54	24.72	41.48	24.54	45.43	200	304	A	H
													H
													H
													H
													H
													H
													H
													H
													H
		11910	50.92	-23.08	74	35.11	38.92	19.9	43.01	100	307	P	V
		11910	40.64	-13.36	54	24.83	38.92	19.9	43.01	100	307	A	V
		17865	57.04	-16.96	74	36.45	41.48	24.54	45.43	400	178	P	V
		17865	45.3	-8.7	54	24.71	41.48	24.54	45.43	400	178	A	V
													V
													V
													V
													V
													V
													V
													V
													V

WIFI	Note	Frequency	Level	Margin	Limit	Read	Antenna	Path	Preamp	Ant	Table	Peak	Pol.
Ant.					Line	Level	Factor	Loss	Factor	Pos	Pos	Avg.	
1+2		(MHz)	(dBμV/m)	(dB)	(dBμV/m)	(dBμV)	(dB/m)	(dB)	(dB)	(cm)	(deg)	(P/A)	(H/V)
		12390	51.54	-22.46	74	35.33	39.01	20.33	43.13	200	9	P	H
		12390	41.01	-12.99	54	24.8	39.01	20.33	43.13	200	9	A	H
		18585	42.25	-31.75	74	52.32	38.27	15.44	63.78	150	30	P	H
		18585	31.93	-22.07	54	42	38.27	15.44	63.78	150	30	A	H
													H
													H
													H
													H
													H
													H
													H
802.11a													H
CH 49		12390	51.58	-22.42	74	35.37	39.01	20.33	43.13	300	226	P	V
6195MHz		12390	41.02	-12.98	54	24.81	39.01	20.33	43.13	300	226	A	V
		18585	40.45	-33.55	74	50.52	38.27	15.44	63.78	150	33	P	V
		18585	29.97	-24.03	54	40.04	38.27	15.44	63.78	150	33	A	V
													V
													V
													V
													V
													V
													V
													V
													V

WIFI	Note	Frequency	Level	Margin	Limit	Read	Antenna	Path	Preamp	Ant	Table	Peak	Pol.
Ant.					Line	Level	Factor	Loss	Factor	Pos	Pos	Avg.	
1+2		(MHz)	(dBμV/m)	(dB)	(dBμV/m)	(dBμV)	(dB/m)	(dB)	(dB)	(cm)	(deg)	(P/A)	(H/V)
802.11a CH 93 6415MHz		12830	51.79	-36.41	88.2	34.29	39.76	20.75	43.01	-	-	P	H
		19245	41.15	-32.85	74	50.71	38	15.9	63.46	150	48	P	H
		19245	30.64	-23.36	54	40.2	38	15.9	63.46	150	48	A	H
													H
													H
													H
													H
													H
													H
													H
													H
		12830	51.23	-36.97	88.2	33.73	39.76	20.75	43.01	-	-	P	V
		19245	39.09	-34.91	74	48.65	38	15.9	63.46	150	57	P	V
		19245	29.47	-24.53	54	39.03	38	15.9	63.46	150	57	A	V
													V
													V
													V
													V
													V
													V
													V
													V
													V

Remark

1. No other spurious found.
2. All results are PASS against Peak and Average limit line.
3. The emission position marked as "-" means no suspected emission found with sufficient margin against limit line or noise floor only.

Band 5 5925~6425MHz

WIFI 802.11ax HE20 Full (Band Edge @ 3m)

WIFI Ant. 1+2	Note	Frequency (MHz)	Level (dBμV/m)	Margin (dB)	Limit Line (dBμV/m)	Read Level (dBμV)	Antenna Factor (dB/m)	Path Loss (dB)	Preamp Factor (dB)	Ant Pos (cm)	Table Pos (deg)	Peak Avg. (P/A)	Pol. (H/V)
802.11ax HE20 Full CH 01 5955MHz		5924.68	66.65	-21.55	88.2	56.32	34.3	13.96	37.93	113	61	P	H
		5924.96	47.63	-20.57	68.2	37.3	34.3	13.96	37.93	113	61	A	H
	*	5955	113.74	-	-	103.37	34.28	14.01	37.92	113	61	P	H
	*	5955	106.2	-	-	95.83	34.28	14.01	37.92	113	61	A	H
													H
													H
		5921.46	62.88	-25.32	88.2	52.56	34.3	13.95	37.93	100	359	P	V
		5924.96	47.16	-21.04	68.2	36.83	34.3	13.96	37.93	100	359	A	V
	*	5955	113.06	-	-	102.69	34.28	14.01	37.92	100	359	P	V
	*	5955	105.75	-	-	95.38	34.28	14.01	37.92	100	359	A	V
													V
													V
Remark	1. No other spurious found. 2. All results are PASS against Peak and Average limit line.												

Band 5 5925~6425MHz

WIFI 802.11ax HE20 Full (Harmonic @ 3m)

WIFI Ant. 1+2	Note	Frequency (MHz)	Level (dBμV/m)	Margin (dB)	Limit Line (dBμV/m)	Read Level (dBμV)	Antenna Factor (dB/m)	Path Loss (dB)	Preamp Factor (dB)	Ant Pos (cm)	Table Pos (deg)	Peak Avg. (P/A)	Pol. (H/V)
		11910	50.63	-23.37	74	34.82	38.92	19.9	43.01	400	255	P	H
		11910	40.45	-13.55	54	24.64	38.92	19.9	43.01	400	255	A	H
		17865	55.47	-18.53	74	34.88	41.48	24.54	45.43	100	345	P	H
		17865	45.38	-8.62	54	24.79	41.48	24.54	45.43	100	345	A	H
													H
													H
													H
													H
													H
													H
802.11ax													H
HE20 Full													H
CH 01		11910	49.99	-24.01	74	34.18	38.92	19.9	43.01	300	60	P	V
5955MHz		11910	40.39	-13.61	54	24.58	38.92	19.9	43.01	300	60	A	V
		17865	56.24	-17.76	74	35.65	41.48	24.54	45.43	200	248	P	V
		17865	45.46	-8.54	54	24.87	41.48	24.54	45.43	200	248	A	V
													V
													V
													V
													V
													V
													V
													V
													V

WIFI Ant. 1+2	Note	Frequency (MHz)	Level (dBµV/m)	Margin (dB)	Limit Line (dBµV/m)	Read Level (dBµV)	Antenna Factor (dB/m)	Path Loss (dB)	Preamp Factor (dB)	Ant Pos (cm)	Table Pos (deg)	Peak Avg. (P/A)	Pol. (H/V)
		12390	51.38	-22.62	74	35.17	39.01	20.33	43.13	200	10	P	H
		12390	40.98	-13.02	54	24.77	39.01	20.33	43.13	200	10	A	H
		18585	45.89	-28.11	74	55.96	38.27	15.44	63.78	150	118	P	H
		18585	33.25	-20.75	54	43.32	38.27	15.44	63.78	150	118	A	H
													H
													H
													H
													H
													H
													H
802.11ax													H
HE20 Full													H
CH 49		12390	51.45	-22.55	74	35.24	39.01	20.33	43.13	400	20	P	V
6195MHz		12390	40.99	-13.01	54	24.78	39.01	20.33	43.13	400	20	A	V
		18585	38.61	-35.39	74	48.68	38.27	15.44	63.78	-	-	P	V
													V
													V
													V
													V
													V
													V
													V
													V
													V

WIFI Ant. 1+2	Note	Frequency (MHz)	Level (dBμV/m)	Margin (dB)	Limit Line (dBμV/m)	Read Level (dBμV)	Antenna Factor (dB/m)	Path Loss (dB)	Preamp Factor (dB)	Ant Pos (cm)	Table Pos (deg)	Peak Avg. (P/A)	Pol. (H/V)
802.11ax HE20 Full CH 93 6415MHz		12830	52.28	-35.92	88.2	34.78	39.76	20.75	43.01	-	-	P	H
		19245	44.62	-29.38	74	54.18	38	15.9	63.46	150	107	P	H
		19245	34.36	-19.64	54	43.92	38	15.9	63.46	150	107	A	H
													H
													H
													H
													H
													H
													H
													H
													H
		12830	51.72	-36.48	88.2	34.22	39.76	20.75	43.01	-	-	P	V
		19245	37.66	-36.34	74	47.22	38	15.9	63.46	-	-	P	V
													V
													V
													V
													V
													V
													V
													V
													V
													V
													V
Remark	1. No other spurious found. 2. All results are PASS against Peak and Average limit line. 3. The emission position marked as "-" means no suspected emission found with sufficient margin against limit line or noise floor only.												

Band 5 5925~6425MHz

WIFI 802.11ax HE20 Partial 106 (Band Edge @ 3m)

WIFI Ant. 1+2	Note	Frequency (MHz)	Level (dBμV/m)	Margin (dB)	Limit Line (dBμV/m)	Read Level (dBμV)	Antenna Factor (dB/m)	Path Loss (dB)	Preamp Factor (dB)	Ant Pos (cm)	Table Pos (deg)	Peak Avg. (P/A)	Pol. (H/V)
802.11ax HE20 Partial 106/53 CH 01 5955MHz		5924.96	86.23	-1.97	88.2	75.9	34.3	13.96	37.93	196	358	P	H
		5924.68	61.27	-6.93	68.2	50.94	34.3	13.96	37.93	196	358	A	H
	*	5955	115.61	-	-	105.24	34.28	14.01	37.92	196	358	P	H
	*	5955	109.05	-	-	98.68	34.28	14.01	37.92	196	358	A	H
													H
													H
		5924.68	85.11	-3.09	88.2	74.78	34.3	13.96	37.93	100	359	P	V
		5924.96	61.28	-6.92	68.2	50.95	34.3	13.96	37.93	100	359	A	V
	*	5955	115.72	-	-	105.35	34.28	14.01	37.92	100	359	P	V
	*	5955	108.96	-	-	98.59	34.28	14.01	37.92	100	359	A	V
													V
													V
Remark	1. No other spurious found. 2. All results are PASS against Peak and Average limit line.												

Band 5 5925~6425MHz

WIFI 802.11ax HE40 Full (Band Edge @ 3m)

WIFI Ant. 1+2	Note	Frequency (MHz)	Level (dBμV/m)	Margin (dB)	Limit Line (dBμV/m)	Read Level (dBμV)	Antenna Factor (dB/m)	Path Loss (dB)	Preamp Factor (dB)	Ant Pos (cm)	Table Pos (deg)	Peak Avg. (P/A)	Pol. (H/V)
802.11ax HE40 Full CH 03 5965MHz		5921.46	61.89	-26.31	88.2	51.57	34.3	13.95	37.93	109	61	P	H
		5921.28	49.7	-18.5	68.2	39.38	34.3	13.95	37.93	109	61	A	H
	*	5965	111.75	-	-	101.41	34.24	14.02	37.92	109	61	P	H
	*	5965	102.89	-	-	92.55	34.24	14.02	37.92	109	61	A	H
													H
													H
		5919.3	58.55	-29.65	88.2	48.23	34.3	13.95	37.93	117	359	P	V
		5925	49.4	-18.8	68.2	39.07	34.3	13.96	37.93	117	359	A	V
	*	5965	109.7	-	-	99.36	34.24	14.02	37.92	117	359	P	V
	*	5965	102.47	-	-	92.13	34.24	14.02	37.92	117	359	A	V
													V
													V
Remark	1. No other spurious found. 2. All results are PASS against Peak and Average limit line.												

Band 5 5925~6425MHz

WIFI 802.11ax HE40 Full (Harmonic @ 3m)

WIFI Ant. 1+2	Note	Frequency (MHz)	Level (dBμV/m)	Margin (dB)	Limit Line (dBμV/m)	Read Level (dBμV)	Antenna Factor (dB/m)	Path Loss (dB)	Preamp Factor (dB)	Ant Pos (cm)	Table Pos (deg)	Peak Avg. (P/A)	Pol. (H/V)
		11930	49.9	-24.1	74	34.05	38.96	19.92	43.03	321	112	P	H
		11930	40.79	-13.21	54	24.94	38.96	19.92	43.03	321	112	A	H
		17895	55.13	-18.87	74	34.2	41.84	24.56	45.47	102	182	P	H
		17895	46	-8	54	25.07	41.84	24.56	45.47	102	182	A	H
													H
													H
													H
													H
													H
													H
802.11ax													H
HE40 Full													H
CH 03		11930	50.5	-23.5	74	34.65	38.96	19.92	43.03	398	101	P	V
5965MHz		11930	40.81	-13.19	54	24.96	38.96	19.92	43.03	398	101	A	V
		17895	54.24	-19.76	74	33.31	41.84	24.56	45.47	105	242	P	V
		17895	46.19	-7.81	54	25.26	41.84	24.56	45.47	105	242	A	V
													V
													V
													V
													V
													V
													V
													V
													V

WIFI	Note	Frequency	Level	Margin	Limit	Read	Antenna	Path	Preamp	Ant	Table	Peak	Pol.
Ant.					Line	Level	Factor	Loss	Factor	Pos	Pos	Avg.	
1+2		(MHz)	(dBμV/m)	(dB)	(dBμV/m)	(dBμV)	(dB/m)	(dB)	(dB)	(cm)	(deg)	(P/A)	(H/V)
		12410	51.52	-22.48	74	35.29	39.01	20.35	43.13	400	31	P	H
		12410	41.08	-12.92	54	24.85	39.01	20.35	43.13	400	31	A	H
		18615	37.48	-36.52	74	47.56	38.24	15.46	63.78	-	-	P	H
													H
													H
													H
													H
													H
													H
													H
802.11ax													H
HE40 Full													H
CH 51		12410	51.41	-22.59	74	35.18	39.01	20.35	43.13	100	18	P	V
6205MHz		12410	41.09	-12.91	54	24.86	39.01	20.35	43.13	100	18	A	V
		18615	37.89	-36.11	74	47.97	38.24	15.46	63.78	-	-	P	V
													V
													V
													V
													V
													V
													V
													V
													V
													V

WIFI	Note	Frequency	Level	Margin	Limit	Read	Antenna	Path	Preamp	Ant	Table	Peak	Pol.
Ant.					Line	Level	Factor	Loss	Factor	Pos	Pos	Avg.	
1+2		(MHz)	(dBμV/m)	(dB)	(dBμV/m)	(dBμV)	(dB/m)	(dB)	(dB)	(cm)	(deg)	(P/A)	(H/V)
		12810	52.5	-35.7	88.2	35.07	39.72	20.73	43.02	-	-	P	H
		19215	37.54	-36.46	74	47.15	38	15.88	63.49	-	-	P	H
													H
													H
													H
													H
													H
													H
													H
													H
802.11ax													H
HE40 Full													H
CH 91		12810	52.04	-36.16	88.2	34.61	39.72	20.73	43.02	-	-	P	V
6405MHz		19215	37.76	-36.24	74	47.37	38	15.88	63.49	-	-	P	V
													V
													V
													V
													V
													V
													V
													V
													V
													V
													V

Remark

1. No other spurious found.
2. All results are PASS against Peak and Average limit line.
3. The emission position marked as "-" means no suspected emission found with sufficient margin against limit line or noise floor only.

Band 5 5925~6425MHz

WIFI 802.11ax HE40 Partial 242 (Band Edge @ 3m)

WIFI Ant. 1+2	Note	Frequency (MHz)	Level (dBμV/m)	Margin (dB)	Limit Line (dBμV/m)	Read Level (dBμV)	Antenna Factor (dB/m)	Path Loss (dB)	Preamp Factor (dB)	Ant Pos (cm)	Table Pos (deg)	Peak Avg. (P/A)	Pol. (H/V)
802.11ax HE40 Partial 242/61 CH 03 5965MHz		5910.3	81.93	-6.27	88.2	71.62	34.3	13.94	37.93	100	359	P	H
		5910.12	60.5	-7.7	68.2	50.19	34.3	13.94	37.93	100	359	P	H
	*	5965	112.61	-	-	102.27	34.24	14.02	37.92	100	359	P	H
	*	5965	105.74	-	-	95.4	34.24	14.02	37.92	100	359	A	H
													H
													H
		5907.6	81.89	-6.31	88.2	71.59	34.3	13.93	37.93	110	360	P	V
		5916.78	60.46	-7.74	68.2	50.14	34.3	13.95	37.93	110	360	A	V
	*	5965	112.33	-	-	101.99	34.24	14.02	37.92	110	360	P	V
	*	5965	105.24	-	-	94.9	34.24	14.02	37.92	110	360	A	V
													V
													V
Remark	1. No other spurious found. 2. All results are PASS against Peak and Average limit line.												

Band 5 5925~6425MHz

WIFI 802.11ax HE80 Full (Band Edge @ 3m)

WIFI Ant. 1+2	Note	Frequency (MHz)	Level (dBμV/m)	Margin (dB)	Limit Line (dBμV/m)	Read Level (dBμV)	Antenna Factor (dB/m)	Path Loss (dB)	Preamp Factor (dB)	Ant Pos (cm)	Table Pos (deg)	Peak Avg. (P/A)	Pol. (H/V)
802.11ax HE80 Full CH 07 5985MHz		5918.6	64.49	-23.71	88.2	54.17	34.3	13.95	37.93	139	357	P	H
		5922.28	54.55	-13.65	68.2	44.22	34.3	13.96	37.93	139	357	A	H
	*	5985	107.42	-	-	97.11	34.16	14.06	37.91	139	357	P	H
	*	5985	100.01	-	-	89.7	34.16	14.06	37.91	139	357	A	H
													H
													H
		5917.16	62.7	-25.5	88.2	52.38	34.3	13.95	37.93	100	359	P	V
		5917	52.81	-15.39	68.2	42.49	34.3	13.95	37.93	100	359	A	V
	*	5985	108.32	-	-	98.01	34.16	14.06	37.91	100	359	P	V
	*	5985	99.3	-	-	88.99	34.16	14.06	37.91	100	359	A	V
													V
													V
Remark	1. No other spurious found. 2. All results are PASS against Peak and Average limit line.												

Band 5 5925~6425MHz

WIFI 802.11ax HE80 Full (Harmonic @ 3m)

WIFI Ant. 1+2	Note	Frequency (MHz)	Level (dBμV/m)	Margin (dB)	Limit Line (dBμV/m)	Read Level (dBμV)	Antenna Factor (dB/m)	Path Loss (dB)	Preamp Factor (dB)	Ant Pos (cm)	Table Pos (deg)	Peak Avg. (P/A)	Pol. (H/V)
		11970	49.81	-24.19	74	33.88	39.04	19.95	43.06	195	240	P	H
		11970	41.14	-12.86	54	25.21	39.04	19.95	43.06	195	240	A	H
		17955	54.8	-19.2	74	33.52	42.23	24.59	45.54	202	115	P	H
		17955	46.74	-7.26	54	25.46	42.23	24.59	45.54	202	115	A	H
													H
													H
													H
													H
													H
													H
802.11ax													H
HE80 Full													H
CH 07		11970	50.13	-23.87	74	34.2	39.04	19.95	43.06	387	58	P	V
5985MHz		11970	41.26	-12.74	54	25.33	39.04	19.95	43.06	387	58	A	V
		17955	55.23	-18.77	74	33.95	42.23	24.59	45.54	311	354	P	V
		17955	46.78	-7.22	54	25.5	42.23	24.59	45.54	311	354	A	V
													V
													V
													V
													V
													V
													V
													V
													V

WIFI	Note	Frequency	Level	Margin	Limit	Read	Antenna	Path	Preamp	Ant	Table	Peak	Pol.
Ant.					Line	Level	Factor	Loss	Factor	Pos	Pos	Avg.	
1+2		(MHz)	(dBμV/m)	(dB)	(dBμV/m)	(dBμV)	(dB/m)	(dB)	(dB)	(cm)	(deg)	(P/A)	(H/V)
		12450	51.12	-22.88	74	34.81	39.05	20.39	43.13	152	258	P	H
		12450	41.54	-12.46	54	25.23	39.05	20.39	43.13	152	258	A	H
		18675	39.05	-34.95	74	49.36	37.95	15.5	63.76	-	-	P	H
													H
													H
													H
													H
													H
													H
													H
802.11ax													H
HE80 Full													H
CH 55		12450	50.78	-23.22	74	34.47	39.05	20.39	43.13	222	25	P	V
6225MHz		12450	41.41	-12.59	54	25.1	39.05	20.39	43.13	222	25	A	V
		18675	37.35	-36.65	74	47.66	37.95	15.5	63.76	-	-	P	V
													V
													V
													V
													V
													V
													V
													V
													V
													V

WIFI	Note	Frequency	Level	Margin	Limit	Read	Antenna	Path	Preamp	Ant	Table	Peak	Pol.
Ant.					Line	Level	Factor	Loss	Factor	Pos	Pos	Avg.	
1+2		(MHz)	(dBμV/m)	(dB)	(dBμV/m)	(dBμV)	(dB/m)	(dB)	(dB)	(cm)	(deg)	(P/A)	(H/V)
		12770	51.45	-36.75	88.2	34.18	39.61	20.69	43.03	-	-	P	H
		19155	36.62	-37.38	74	45.88	38.45	15.84	63.55	-	-	P	H
													H
													H
													H
													H
													H
													H
													H
													H
802.11ax													H
HE80 Full													H
CH 87		12770	52.18	-36.02	88.2	34.91	39.61	20.69	43.03	-	-	P	V
6385MHz		19155	37.89	-36.11	74	47.15	38.45	15.84	63.55	-	-	P	V
													V
													V
													V
													V
													V
													V
													V
													V
													V
													V
Remark	1. No other spurious found. 2. All results are PASS against Peak and Average limit line. 3. The emission position marked as "-" means no suspected emission found with sufficient margin against limit line or noise floor only.												

Band 5 5925~6425MHz

WIFI 802.11ax HE80 Partial 484 (Band Edge @ 3m)

WIFI Ant. 1+2	Note	Frequency (MHz)	Level (dBμV/m)	Margin (dB)	Limit Line (dBμV/m)	Read Level (dBμV)	Antenna Factor (dB/m)	Path Loss (dB)	Preamp Factor (dB)	Ant Pos (cm)	Table Pos (deg)	Peak Avg. (P/A)	Pol. (H/V)
802.11ax HE80 Partial 484/65 CH 07 5985MHz		5924.68	77.86	-10.34	88.2	67.53	34.3	13.96	37.93	158	360	P	H
		5923.24	57.41	-10.79	68.2	47.08	34.3	13.96	37.93	158	360	A	H
	*	5985	109.14	-	-	98.83	34.16	14.06	37.91	158	360	P	H
	*	5985	101.7	-	-	91.39	34.16	14.06	37.91	158	360	A	H
													H
													H
		5922.44	77.87	-10.33	88.2	67.54	34.3	13.96	37.93	125	359	P	V
		5921.96	56.78	-11.42	68.2	46.45	34.3	13.96	37.93	125	359	A	V
	*	5985	110.89	-	-	100.58	34.16	14.06	37.91	125	359	P	V
	*	5985	102.49	-	-	92.18	34.16	14.06	37.91	125	359	A	V
													V
													V
Remark	1. No other spurious found. 2. All results are PASS against Peak and Average limit line.												

Band 5 5925~6425MHz

WIFI 802.11ax HE160 Full (Band Edge @ 3m)

WIFI Ant. 1+2	Note	Frequency (MHz)	Level (dBμV/m)	Margin (dB)	Limit Line (dBμV/m)	Read Level (dBμV)	Antenna Factor (dB/m)	Path Loss (dB)	Preamp Factor (dB)	Ant Pos (cm)	Table Pos (deg)	Peak Avg. (P/A)	Pol. (H/V)
802.11ax HE160 Full CH 15 6025MHz		5897	64.12	-24.08	88.2	53.83	34.3	13.92	37.93	100	61	P	H
		5908.84	53.24	-14.96	68.2	42.94	34.3	13.93	37.93	100	61	A	H
	*	6025	106.02	-	-	95.63	34.2	14.1	37.91	100	61	P	H
	*	6025	96.84	-	-	86.45	34.2	14.1	37.91	100	61	P	H
													H
													H
		5901.8	62.08	-26.12	88.2	51.79	34.3	13.92	37.93	120	1	P	V
		5906.28	53.58	-14.62	68.2	43.28	34.3	13.93	37.93	120	1	A	V
	*	6025	103.87	-	-	93.48	34.2	14.1	37.91	120	1	P	V
	*	6025	95.7	-	-	85.31	34.2	14.1	37.91	120	1	P	V
													V
													V
Remark	1. No other spurious found. 2. All results are PASS against Peak and Average limit line.												

Band 5 5925~6425MHz

WIFI 802.11ax HE80 Full (Harmonic @ 3m)

WIFI Ant. 1+2	Note	Frequency (MHz)	Level (dBμV/m)	Margin (dB)	Limit Line (dBμV/m)	Read Level (dBμV)	Antenna Factor (dB/m)	Path Loss (dB)	Preamp Factor (dB)	Ant Pos (cm)	Table Pos (deg)	Peak Avg. (P/A)	Pol. (H/V)
		12050	50.12	-23.88	74	34.04	39.15	20.03	43.1	395	222	P	H
		12050	41.03	-12.97	54	24.95	39.15	20.03	43.1	395	222	A	H
		18075	37.95	-36.05	74	49.24	37.6	15.08	63.97	-	-	P	H
													H
													H
													H
													H
													H
													H
													H
802.11ax													H
HE160 Full													H
CH 15		12050	49.27	-24.73	74	33.19	39.15	20.03	43.1	225	8	P	V
6025MHz		12050	41.28	-12.72	54	25.2	39.15	20.03	43.1	225	8	A	V
		18075	37.21	-36.79	74	48.5	37.6	15.08	63.97	-	-	P	V
													V
													V
													V
													V
													V
													V
													V
													V
													V

WIFI	Note	Frequency	Level	Margin	Limit	Read	Antenna	Path	Preamp	Ant	Table	Peak	Pol.
Ant.					Line	Level	Factor	Loss	Factor	Pos	Pos	Avg.	
1+2		(MHz)	(dBμV/m)	(dB)	(dBμV/m)	(dBμV)	(dB/m)	(dB)	(dB)	(cm)	(deg)	(P/A)	(H/V)
		12370	49.52	-24.48	74	33.3	39.03	20.32	43.13	266	5	P	H
		12370	41.38	-12.62	54	25.16	39.03	20.32	43.13	266	5	A	H
		18555	38.71	-35.29	74	48.87	38.21	15.42	63.79	-	-	P	H
													H
													H
													H
													H
													H
													H
													H
802.11ax													H
HE160 Full													H
CH 47		12370	50.6	-23.4	74	34.38	39.03	20.32	43.13	320	58	P	V
6185MHz		12370	41.34	-12.66	54	25.12	39.03	20.32	43.13	320	58	A	V
		18555	37.17	-36.83	74	47.33	38.21	15.42	63.79	-	-	P	V
													V
													V
													V
													V
													V
													V
													V
													V
													V

WIFI Ant. 1+2	Note	Frequency (MHz)	Level (dBμV/m)	Margin (dB)	Limit Line (dBμV/m)	Read Level (dBμV)	Antenna Factor (dB/m)	Path Loss (dB)	Preamp Factor (dB)	Ant Pos (cm)	Table Pos (deg)	Peak Avg. (P/A)	Pol. (H/V)
802.11ax HE160 Full CH 79 6345MHz		12690	50.54	-23.46	74	33.59	39.39	20.62	43.06	-	-	P	H
		19035	35.8	-38.2	74	45.25	38.47	15.75	63.67	-	-	P	H
													H
													H
													H
													H
													H
													H
													H
													H
													H
													H
		12690	50.88	-23.12	74	33.93	39.39	20.62	43.06	-	-	P	V
		19035	37.5	-36.5	74	46.95	38.47	15.75	63.67	-	-	P	V
													V
													V
													V
													V
													V
													V
													V
													V
													V
													V
Remark	1. No other spurious found. 2. All results are PASS against Peak and Average limit line. 3. The emission position marked as "-" means no suspected emission found with sufficient margin against limit line or noise floor only.												

Band 5 5925~6425MHz

WIFI 802.11ax HE160 Partial 996 (Band Edge @ 3m)

WIFI Ant. 1+2	Note	Frequency (MHz)	Level (dBμV/m)	Margin (dB)	Limit Line (dBμV/m)	Read Level (dBμV)	Antenna Factor (dB/m)	Path Loss (dB)	Preamp Factor (dB)	Ant Pos (cm)	Table Pos (deg)	Peak Avg. (P/A)	Pol. (H/V)
802.11ax HE160 Partial 996/67 CH 15 6025MHz		5903.08	80.4	-7.8	88.2	70.11	34.3	13.92	37.93	146	358	P	H
		5892.52	65.27	-2.93	68.2	55	34.3	13.91	37.94	146	358	A	H
	*	6025	108.48	-	-	98.09	34.2	14.1	37.91	146	358	P	H
	*	6025	100.35	-	-	89.96	34.2	14.1	37.91	146	358	P	H
													H
													H
		5900.84	78	-10.2	88.2	67.71	34.3	13.92	37.93	106	360	P	V
		5900.52	64.68	-3.52	68.2	54.39	34.3	13.92	37.93	106	360	A	V
	*	6025	107.11	-	-	96.72	34.2	14.1	37.91	106	360	P	V
	*	6025	99.1	-	-	88.71	34.2	14.1	37.91	106	360	P	V
													V
													V
Remark	1. No other spurious found. 2. All results are PASS against Peak and Average limit line.												

Band 7 - 6525~6875MHz

WIFI 802.11a (Harmonic @ 3m)

WIFI Ant.	Note	Frequency	Level	Margin	Limit Line	Read Level	Antenna Factor	Path Loss	Preamp Factor	Ant Pos	Table Pos	Peak Avg.	Pol.
1+2		(MHz)	(dBµV/m)	(dB)	(dBµV/m)	(dBµV)	(dB/m)	(dB)	(dB)	(cm)	(deg)	(P/A)	(H/V)
802.11a CH 117 6535MHz		13070	50.93	-37.27	88.2	33.21	39.73	20.96	42.97	-	-	P	H
		19605	42.06	-31.94	74	50.75	38.27	16.14	63.1	150	39	P	H
		19605	31.95	-22.05	54	40.64	38.27	16.14	63.1	150	39	A	H
													H
													H
													H
													H
													H
													H
													H
													H
													H
		13070	51.42	-36.78	88.2	33.7	39.73	20.96	42.97	-	-	P	V
		19605	40.4	-33.6	74	49.09	38.27	16.14	63.1	150	31	P	V
		19605	29.65	-24.35	54	38.34	38.27	16.14	63.1	150	31	A	V
													V
													V
													V
													V
													V
													V
													V
													V
													V

WIFI	Note	Frequency	Level	Margin	Limit	Read	Antenna	Path	Preamp	Ant	Table	Peak	Pol.
Ant.					Line	Level	Factor	Loss	Factor	Pos	Pos	Avg.	
1+2		(MHz)	(dBμV/m)	(dB)	(dBμV/m)	(dBμV)	(dB/m)	(dB)	(dB)	(cm)	(deg)	(P/A)	(H/V)
		13390	54.96	-19.04	74	36.7	40.16	21.23	43.13	100	21	P	H
		13390	44.01	-9.99	54	25.75	40.16	21.23	43.13	100	21	A	H
		20085	41.88	-32.12	74	49.96	38.03	16.47	62.58	150	65	P	H
		20085	31.94	-22.06	54	40.02	38.03	16.47	62.58	150	65	A	H
													H
													H
													H
													H
													H
													H
													H
802.11a													H
CH 149		13390	52.89	-21.11	74	34.63	40.16	21.23	43.13	200	57	P	V
6695MHz		13390	43.35	-10.65	54	25.09	40.16	21.23	43.13	200	57	A	V
		20085	40.42	-33.58	74	48.5	38.03	16.47	62.58	150	29	P	V
		20085	30.25	-23.75	54	38.33	38.03	16.47	62.58	150	29	A	V
													V
													V
													V
													V
													V
													V
													V
													V

WIFI Ant. 1+2	Note	Frequency (MHz)	Level (dBμV/m)	Margin (dB)	Limit Line (dBμV/m)	Read Level (dBμV)	Antenna Factor (dB/m)	Path Loss (dB)	Preamp Factor (dB)	Ant Pos (cm)	Table Pos (deg)	Peak Avg. (P/A)	Pol. (H/V)
802.11a CH 181 6855MHz		13710	59.25	-28.95	88.2	41.44	39.79	21.5	43.48	245	67	P	H
		13710	48.72	-19.48	68.2	30.91	39.79	21.5	43.48	245	67	A	H
		20565	48.72	-25.28	74	55.75	38.11	16.82	61.96	150	70	P	H
		20565	38	-16	54	45.03	38.11	16.82	61.96	150	70	A	H
		27420	46.52	-41.68	88.2	47.33	39.5	21.27	61.58	150	47	P	H
		27420	41.65	-26.55	68.2	42.46	39.5	21.27	61.58	150	47	A	H
													H
													H
													H
													H
													H
													H
		13710	52.89	-35.31	88.2	35.08	39.79	21.5	43.48	400	21	P	V
		13710	44.1	-24.1	68.2	26.29	39.79	21.5	43.48	400	21	A	V
		20565	42.64	-31.36	74	49.67	38.11	16.82	61.96	150	26	P	V
		20565	33.41	-20.59	54	40.44	38.11	16.82	61.96	150	26	A	V
		27420	43.55	-44.65	88.2	44.36	39.5	21.27	61.58	150	52	P	V
		27420	37.81	-30.39	68.2	38.62	39.5	21.27	61.58	150	52	A	V
													V
													V
													V
													V
													V
													V
Remark	1. No other spurious found. 2. All results are PASS against Peak and Average limit line.												

Band 7 - 6525~6875MHz

WIFI 802.11ax HE20 Full (Harmonic @ 3m)

WIFI	Note	Frequency	Level	Margin	Limit	Read	Antenna	Path	Preamp	Ant	Table	Peak	Pol.
Ant. 1+2		(MHz)	(dBµV/m)	(dB)	Line (dBµV/m)	Level (dBµV)	Factor (dB/m)	Loss (dB)	Factor (dB)	Pos (cm)	Pos (deg)	Avg. (P/A)	(H/V)
		13070	50.98	-37.22	88.2	33.26	39.73	20.96	42.97	-	-	P	H
		19605	47.48	-26.52	74	56.17	38.27	16.14	63.1	150	115	P	H
		19605	35.77	-18.23	54	44.46	38.27	16.14	63.1	150	115	A	H
													H
													H
													H
													H
													H
													H
													H
802.11ax													H
HE20 Full													H
CH 117		13070	51.77	-36.43	88.2	34.05	39.73	20.96	42.97	-	-	P	V
6535MHz		19605	38.32	-35.68	74	47.01	38.27	16.14	63.1	-	-	P	V
													V
													V
													V
													V
													V
													V
													V
													V
													V
													V

WIFI Ant. 1+2	Note	Frequency (MHz)	Level (dBμV/m)	Margin (dB)	Limit Line (dBμV/m)	Read Level (dBμV)	Antenna Factor (dB/m)	Path Loss (dB)	Preamp Factor (dB)	Ant Pos (cm)	Table Pos (deg)	Peak Avg. (P/A)	Pol. (H/V)
		13390	54.11	-19.89	74	35.85	40.16	21.23	43.13	117	19	P	H
		13390	44.07	-9.93	54	25.81	40.16	21.23	43.13	117	19	A	H
		20085	43.71	-30.29	74	51.79	38.03	16.47	62.58	150	111	P	H
		20085	32.07	-21.93	54	40.15	38.03	16.47	62.58	150	111	A	H
													H
													H
													H
													H
													H
													H
802.11ax													H
HE20 Full													H
CH 149		13390	52.56	-21.44	74	34.3	40.16	21.23	43.13	200	56	P	V
6695MHz		13390	42.76	-11.24	54	24.5	40.16	21.23	43.13	200	56	A	V
		20085	39.37	-34.63	74	47.45	38.03	16.47	62.58	-	-	P	V
													V
													V
													V
													V
													V
													V
													V
													V
													V

WIFI Ant. 1+2	Note	Frequency (MHz)	Level (dBμV/m)	Margin (dB)	Limit Line (dBμV/m)	Read Level (dBμV)	Antenna Factor (dB/m)	Path Loss (dB)	Preamp Factor (dB)	Ant Pos (cm)	Table Pos (deg)	Peak Avg. (P/A)	Pol. (H/V)
802.11ax HE20 Full CH 181 6855MHz		13710	61.86	-26.34	88.2	44.05	39.79	21.5	43.48	284	52	P	H
		13710	51.33	-16.87	68.2	33.52	39.79	21.5	43.48	284	52	A	H
		20565	50.24	-23.76	74	57.27	38.11	16.82	61.96	150	62	P	H
		20565	39.52	-14.48	54	46.55	38.11	16.82	61.96	150	62	A	H
		27420	47.55	-40.65	88.2	48.36	39.5	21.27	61.58	150	52	P	H
		27420	42.68	-25.52	68.2	43.49	39.5	21.27	61.58	150	52	A	H
													H
													H
													H
													H
													H
													H
		13710	55.5	-32.7	88.2	37.69	39.79	21.5	43.48	400	1	P	V
		13710	46.71	-21.49	68.2	28.9	39.79	21.5	43.48	400	1	A	V
		20565	44.16	-29.84	74	51.19	38.11	16.82	61.96	150	34	P	V
		20565	34.93	-19.07	54	41.96	38.11	16.82	61.96	150	34	A	V
		27420	44.58	-43.62	88.2	45.39	39.5	21.27	61.58	150	41	P	V
		27420	38.84	-29.36	68.2	39.65	39.5	21.27	61.58	150	41	A	V
													V
													V
													V
													V
													V
													V
Remark	1. No other spurious found. 2. All results are PASS against Peak and Average limit line.												

Band 7 - 6525~6875MHz

WIFI 802.11ax HE40 Full (Harmonic @ 3m)

WIFI Ant. 1+2	Note	Frequency (MHz)	Level (dBμV/m)	Margin (dB)	Limit Line (dBμV/m)	Read Level (dBμV)	Antenna Factor (dB/m)	Path Loss (dB)	Preamp Factor (dB)	Ant Pos (cm)	Table Pos (deg)	Peak Avg. (P/A)	Pol. (H/V)
		13130	50.94	-37.26	88.2	33.17	39.76	21.01	43	-	-	P	H
		19695	41.63	-32.37	74	50.26	38.18	16.2	63.01	150	122	P	H
		19695	32.67	-21.33	54	41.3	38.18	16.2	63.01	150	122	A	H
													H
													H
													H
													H
													H
													H
													H
802.11ax													H
HE40 Full													H
CH 123		13130	51.14	-37.06	88.2	33.37	39.76	21.01	43	-	-	P	V
6565MHz		19695	38.98	-35.02	74	47.61	38.18	16.2	63.01	-	-	P	V
													V
													V
													V
													V
													V
													V
													V
													V
													V
													V

WIFI	Note	Frequency	Level	Margin	Limit	Read	Antenna	Path	Preamp	Ant	Table	Peak	Pol.
Ant.					Line	Level	Factor	Loss	Factor	Pos	Pos	Avg.	
1+2		(MHz)	(dBμV/m)	(dB)	(dBμV/m)	(dBμV)	(dB/m)	(dB)	(dB)	(cm)	(deg)	(P/A)	(H/V)
		13370	51.56	-22.44	74	33.38	40.08	21.22	43.12	200	5	P	H
		13370	42.83	-11.17	54	24.65	40.08	21.22	43.12	200	5	A	H
		20055	37.29	-36.71	74	45.37	38.09	16.45	62.62	-	-	P	H
													H
													H
													H
													H
													H
													H
													H
802.11ax													H
HE40 Full													H
CH 147		13370	51.89	-22.11	74	33.71	40.08	21.22	43.12	250	49	P	V
6685MHz		13370	42.42	-11.58	54	24.24	40.08	21.22	43.12	250	49	A	V
		20055	37.85	-36.15	74	45.93	38.09	16.45	62.62	-	-	P	V
													V
													V
													V
													V
													V
													V
													V
													V
													V

WIFI Ant. 1+2	Note	Frequency (MHz)	Level (dBμV/m)	Margin (dB)	Limit Line (dBμV/m)	Read Level (dBμV)	Antenna Factor (dB/m)	Path Loss (dB)	Preamp Factor (dB)	Ant Pos (cm)	Table Pos (deg)	Peak Avg. (P/A)	Pol. (H/V)
802.11ax HE40 Full CH 179 6845MHz		13690	58.86	-29.34	88.2	41	39.83	21.49	43.46	286	53	P	H
		13690	49.71	-18.49	68.2	31.85	39.83	21.49	43.46	286	53	A	H
		20535	45.65	-28.35	74	52.72	38.11	16.8	61.98	150	63	P	H
		20535	37.45	-16.55	54	44.52	38.11	16.8	61.98	150	63	A	H
		27380	47.45	-40.75	88.2	48.33	39.46	21.24	61.58	150	53	P	H
		27380	43.69	-24.51	68.2	44.57	39.46	21.24	61.58	150	53	A	H
													H
													H
													H
													H
													H
													H
		13690	55.2	-33	88.2	37.34	39.83	21.49	43.46	400	0	P	V
		13690	45.87	-22.33	68.2	28.01	39.83	21.49	43.46	400	0	A	V
		20535	44.81	-29.19	74	51.88	38.11	16.8	61.98	150	34	P	V
		20535	34.08	-19.92	54	41.15	38.11	16.8	61.98	150	34	A	V
		27380	45.54	-42.66	88.2	46.42	39.46	21.24	61.58	150	41	P	V
		27380	39.6	-28.6	68.2	40.48	39.46	21.24	61.58	150	41	A	V
													V
													V
													V
													V
													V
													V
Remark	1. No other spurious found. 2. All results are PASS against Peak and Average limit line.												

Band 7 - 6525~6875MHz

WIFI 802.11ax HE80 Full (Harmonic @ 3m)

WIFI Ant. 1+2	Note	Frequency (MHz)	Level (dBμV/m)	Margin (dB)	Limit Line (dBμV/m)	Read Level (dBμV)	Antenna Factor (dB/m)	Path Loss (dB)	Preamp Factor (dB)	Ant Pos (cm)	Table Pos (deg)	Peak Avg. (P/A)	Pol. (H/V)
		13250	52.02	-21.98	74	34.12	39.85	21.11	43.06	200	6	P	H
		13250	42.11	-11.89	54	24.21	39.85	21.11	43.06	200	6	A	H
		19875	40.55	-33.45	74	48.95	38.1	16.33	62.83	150	124	P	H
		19875	30.85	-23.15	54	39.25	38.1	16.33	62.83	150	124	A	H
													H
													H
													H
													H
													H
													H
802.11ax													H
HE80 Full													H
CH 135		13250	51.95	-22.05	74	34.05	39.85	21.11	43.06	400	149	P	V
6625MHz		13250	42.1	-11.9	54	24.2	39.85	21.11	43.06	400	149	A	V
		19875	38.67	-35.33	74	47.07	38.1	16.33	62.83	-	-	P	V
													V
													V
													V
													V
													V
													V
													V
													V
													V

WIFI	Note	Frequency	Level	Margin	Limit	Read	Antenna	Path	Preamp	Ant	Table	Peak	Pol.
Ant.					Line	Level	Factor	Loss	Factor	Pos	Pos	Avg.	
1+2		(MHz)	(dBμV/m)	(dB)	(dBμV/m)	(dBμV)	(dB/m)	(dB)	(dB)	(cm)	(deg)	(P/A)	(H/V)
		13410	51.08	-37.12	88.2	32.79	40.19	21.25	43.15	-	-	P	H
		20115	37.41	-36.59	74	45.43	38.03	16.49	62.54	-	-	P	H
													H
													H
													H
													H
													H
													H
													H
													H
802.11ax													H
HE80 Full													H
CH 151		13410	51.54	-36.66	88.2	33.25	40.19	21.25	43.15	-	-	P	V
6705MHz		20115	37.57	-36.43	74	45.59	38.03	16.49	62.54	-	-	P	V
													V
													V
													V
													V
													V
													V
													V
													V
													V
													V

WIFI Ant. 1+2	Note	Frequency (MHz)	Level (dBμV/m)	Margin (dB)	Limit Line (dBμV/m)	Read Level (dBμV)	Antenna Factor (dB/m)	Path Loss (dB)	Preamp Factor (dB)	Ant Pos (cm)	Table Pos (deg)	Peak Avg. (P/A)	Pol. (H/V)
802.11ax HE80 Full CH 167 6785MHz		13570	54.32	-33.88	88.2	36.12	40.1	21.39	43.29	287	56	P	H
		13570	45.62	-22.58	68.2	27.42	40.1	21.39	43.29	287	56	A	H
		20355	43.96	-30.04	74	51.31	38.18	16.67	62.2	150	101	P	H
		20355	33.7	-20.3	54	41.05	38.18	16.67	62.2	150	101	A	H
		27140	46.96	-41.24	88.2	47.89	39.5	21.1	61.53	150	109	P	H
		27140	43.46	-24.74	68.2	44.39	39.5	21.1	61.53	150	109	A	H
													H
													H
													H
													H
													H
													H
		13570	53.59	-34.61	88.2	35.39	40.1	21.39	43.29	203	18	P	V
		13570	44.33	-23.87	68.2	26.13	40.1	21.39	43.29	203	18	A	V
		20355	40.96	-33.04	74	48.31	38.18	16.67	62.2	150	34	P	V
		20355	31.33	-22.67	54	38.68	38.18	16.67	62.2	150	34	A	V
		27140	44.52	-43.68	88.2	45.45	39.5	21.1	61.53	150	42	P	V
		27140	38.41	-29.79	68.2	39.34	39.5	21.1	61.53	150	42	A	V
													V
													V
													V
													V
													V
													V
Remark	1. No other spurious found. 2. All results are PASS against Peak and Average limit line.												

Band 7 - 6525~6875MHz

WIFI 802.11ax HE160 Full (Harmonic @ 3m)

WIFI Ant. 1+2	Note	Frequency (MHz)	Level (dBμV/m)	Margin (dB)	Limit Line (dBμV/m)	Read Level (dBμV)	Antenna Factor (dB/m)	Path Loss (dB)	Preamp Factor (dB)	Ant Pos (cm)	Table Pos (deg)	Peak Avg. (P/A)	Pol. (H/V)
802.11ax HE160 Full CH 143 6665MHz		13330	51.4	-22.6	74	33.4	39.92	21.18	43.1	231	5	P	H
		13330	43.12	-10.88	54	25.12	39.92	21.18	43.1	231	5	A	H
		19995	38.49	-35.51	74	46.98	37.81	16.41	62.71	-	-	P	H
													H
													H
													H
													H
													H
													H
													H
													H
		13330	51.32	-22.68	74	33.32	39.92	21.18	43.1	323	144	P	V
		13330	42.8	-11.2	54	24.8	39.92	21.18	43.1	323	144	A	V
		19995	36.58	-37.42	74	45.07	37.81	16.41	62.71	-	-	P	V
													V
													V
													V
													V
													V
													V
													V
													V
													V

Emission below 1GHz

WIFI 802.11a (LF @ 3m)

WIFI Ant.	Note	Frequency	Level	Margin	Limit Line	Read Level	Antenna Factor	Path Loss	Preamp Factor	Ant Pos	Table Pos	Peak Avg.	Pol.
1+2		(MHz)	(dBμV/m)	(dB)	(dBμV/m)	(dBμV)	(dB/m)	(dB)	(dB)	(cm)	(deg)	(P/A)	(H/V)
802.11a LF		49.55	34.26	-5.74	40	53.35	14.88	1.59	35.56	395	125	Q	H
		95.79	24.98	-18.52	43.5	42.99	15.48	2.02	35.51	-	-	P	H
		196.77	27.61	-15.89	43.5	45.19	14.97	2.78	35.33	-	-	P	H
		205.6	30.08	-13.42	43.5	47.37	15.19	2.83	35.31	-	-	P	H
		714.4	33.63	-12.37	46	35.54	26.99	4.97	33.87	-	-	P	H
		953.6	35.48	-10.52	46	31.94	30.9	5.6	32.96	-	-	P	H
													H
													H
													H
													H
													H
													H
		49.55	35.19	-4.81	40	54.28	14.88	1.59	35.56	100	222	Q	V
		95.79	23.69	-19.81	43.5	41.7	15.48	2.02	35.51	-	-	P	V
		198.13	29.12	-14.38	43.5	46.66	14.99	2.79	35.32	-	-	P	V
		204.8	32.51	-10.99	43.5	49.84	15.15	2.83	35.31	-	-	P	V
		732.8	34.21	-11.79	46	35.01	27.96	5.01	33.77	-	-	P	V
		944	35.62	-10.38	46	32.51	30.52	5.59	33	-	-	P	V
													V
													V
													V
													V
													V
													V
Remark	1. No other spurious found. 2. All results are PASS against limit line. 3. The emission position marked as “-” means no suspected emission found and emission level has at least 6dB margin against limit or emission is noise floor only.												

Note symbol

*	**Fundamental Frequency** which can be ignored. However, the level of any unwanted emissions shall not exceed the level of the fundamental frequency.
!	Test result is **Margin** line.
P/A	**P**eak or **A**verage
H/V	**H**orizontal or **V**ertical

A calculation example for radiated spurious emission is shown as below:

WIFI Ant.	Note	Frequency	Level	Margin	Limit Line	Read Level	Antenna Factor	Path Loss	Preamp Factor	Ant Pos	Table Pos	Peak Avg.	Pol.
1+2		(MHz)	(dBμV/m)	(dB)	(dBμV/m)	(dBμV)	(dB/m)	(dB)	(dB)	(cm)	(deg)	(P/A)	(H/V)
802.11a CH 01 5955MHz		5925	55.45	-32.75	88.2	54.51	32.22	4.58	35.86	103	308	P	H
		5925	43.54	-24.66	68.2	42.6	32.22	4.58	35.86	103	308	A	H

1. Path Loss(dB) = Cable loss(dB) + Filter loss(dB) + Attenuator loss(dB)
2. Level(dBμV/m) = Antenna Factor(dB/m) + Path Loss(dB) + Read Level(dBμV) - Preamp Factor(dB)
3. Margin (dB) = Level(dBμV/m) – Limit Line(dBμV/m)

For Peak Limit @ 5925MHz:

1. Level(dBμV/m)

= Antenna Factor(dB/m) + Path Loss(dB) + Read Level(dBμV) - Preamp Factor(dB)

= 32.22(dB/m) + 4.58(dB) + 54.51(dBμV) – 35.86 (dB)

= 55.45 (dBμV/m)

2. Margin (dB)

= Level(dBμV/m) – Limit Line(dBμV/m)

= 55.45(dBμV/m) – 88.2(dBμV/m)

= -32.75(dB)

For Average Limit @ 5925MHz:

1. Level(dBμV/m)

= Antenna Factor(dB/m) + Path Loss(dB) + Read Level(dBμV) - Preamp Factor(dB)

= 32.22(dB/m) + 4.58(dB) + 42.6(dBμV) – 35.86 (dB)

= 43.54(dBμV/m)

2. Margin (dB) = Level(dBμV/m) – Limit Line(dBμV/m)

= 43.54 (dBμV/m) – 68.2(dBμV/m)

= -24.66(dB)

Both peak and average measured complies with the limit line, so test result is "PASS".

Appendix D. Radiated Spurious Emission

Test Engineer :	John Chuang, David Dai and Sam Chou	**Temperature :**	19.7~23.5°C
		Relative Humidity :	64.9~70.8%

Note symbol

-L	**Low channel location**
-R	**High channel location**

Band 5 - 5925~6425MHz

WIFI 802.11a (Band Edge @ 3m)

WIFI	Band 5 5925~6425MHz Band Edge @ 3m	
ANT	802.11a CH01 5955MHz	
1+2	Horizontal	Fundamental
Peak	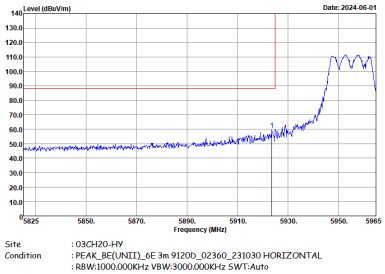	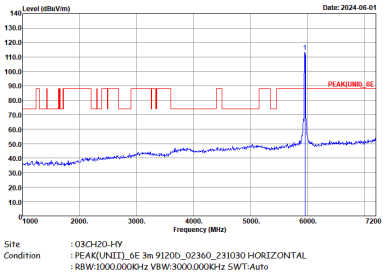
Avg.	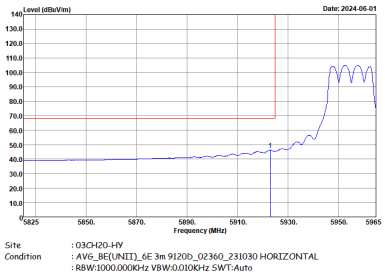	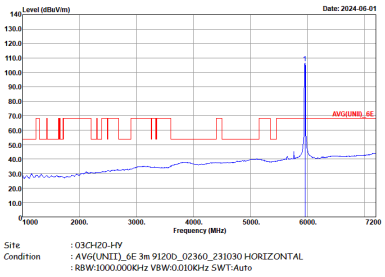

WIFI	Band 5 5925~6425MHz Band Edge @ 3m	
ANT	802.11a CH01 5955MHz	
1+2	Vertical	Fundamental
Peak	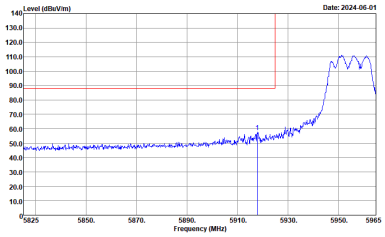 Site : 03CH20-HY Condition : PEAK_BE(UNII)_6E 3m 9120D_02360_231030 VERTICAL : RBW:1000.000KHz VBW:3000.000KHz SWT:Auto	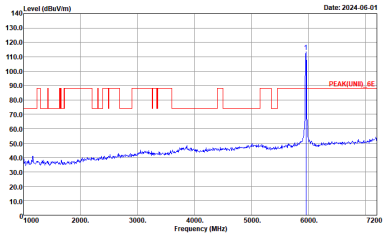 Site : 03CH20-HY Condition : PEAK(UNII)_6E 3m 9120D_02360_231030 VERTICAL : RBW:1000.000KHz VBW:3000.000KHz SWT:Auto
Avg.	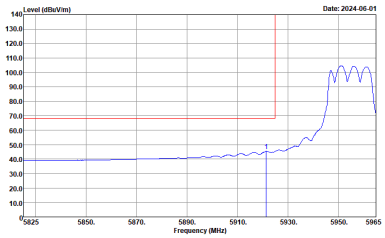 Site : 03CH20-HY Condition : AVG_BE(UNII)_6E 3m 9120D_02360_231030 VERTICAL : RBW:1000.000KHz VBW:0.010KHz SWT:Auto	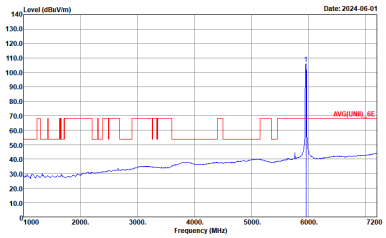 Site : 03CH20-HY Condition : AVG(UNII)_6E 3m 9120D_02360_231030 VERTICAL : RBW:1000.000KHz VBW:0.010KHz SWT:Auto

Band 5 5925~6425MHz

WIFI 802.11ax HE20 Full (Band Edge @ 3m)

WIFI	Band 5 5925~6425MHz Band Edge @ 3m	
ANT	802.11ax HE20 Full CH01 5955MHz	
1+2	Horizontal	Fundamental
Peak	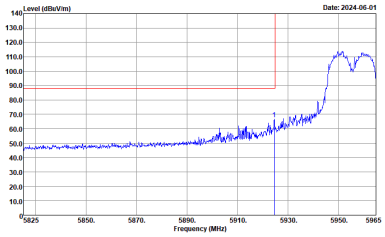	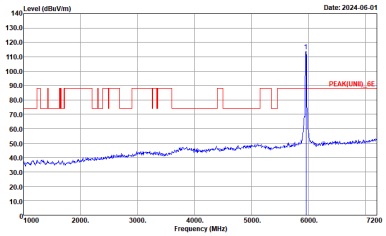
Avg.	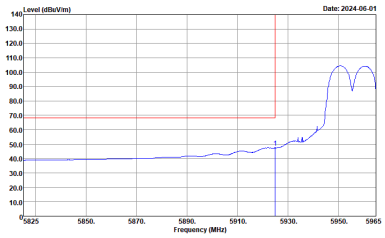	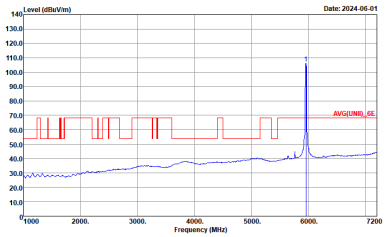

WIFI	Band 5 5925~6425MHz Band Edge @ 3m	
ANT	802.11ax HE20 Full CH01 5955MHz	
1+2	Vertical	Fundamental
Peak	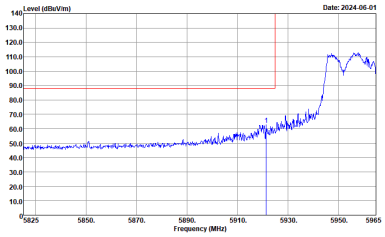 Site : 03CH20-HY Condition : PEAK_BE(UNII)_6E 3m 9120D_02360_231030 VERTICAL : RBW:1000.000KHz VBW:3000.000KHz SWT:Auto	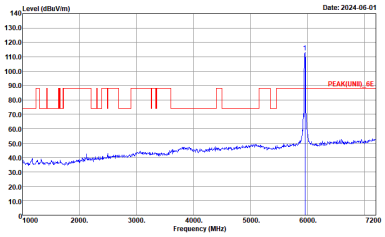 Site : 03CH20-HY Condition : PEAK(UNII)_6E 3m 9120D_02360_231030 VERTICAL : RBW:1000.000KHz VBW:3000.000KHz SWT:Auto
Avg.	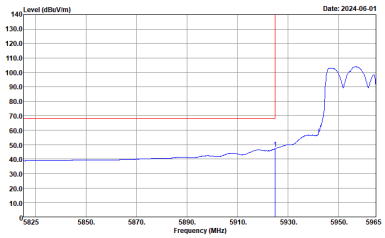 Site : 03CH20-HY Condition : AVG_BE(UNII)_6E 3m 9120D_02360_231030 VERTICAL : RBW:1000.000KHz VBW:0.010KHz SWT:Auto	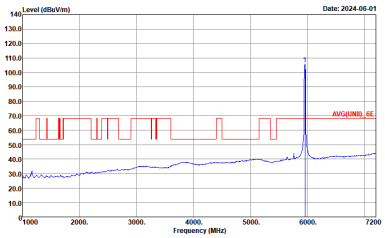 Site : 03CH20-HY Condition : AVG(UNII)_6E 3m 9120D_02360_231030 VERTICAL : RBW:1000.000KHz VBW:0.010KHz SWT:Auto

Band 5 5925~6425MHz

WIFI 802.11ax HE20 Partial 106 (Band Edge @ 3m)

WIFI	Band 5 5925~6425MHz Band Edge @ 3m	
ANT	802.11ax HE20 Partial 106/53 CH01 5955MHz	
1+2	Horizontal	Fundamental
Peak	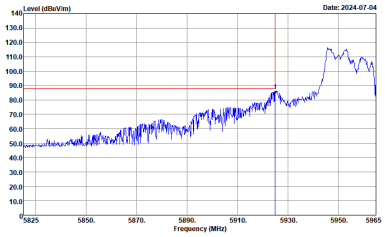	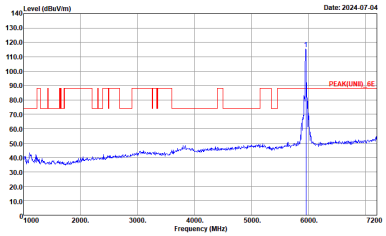
Avg.	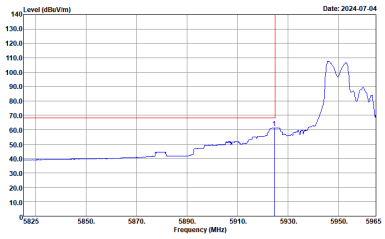	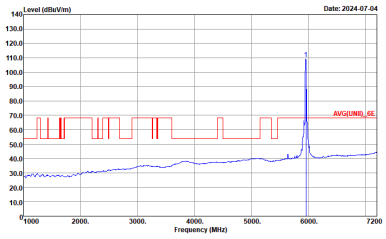

WIFI	Band 5 5925~6425MHz Band Edge @ 3m	
ANT	802.11ax HE20 Partial 106/53 CH01 5955MHz	
1+2	Vertical	Fundamental
Peak	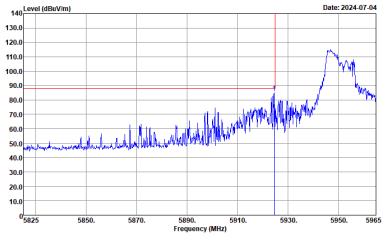	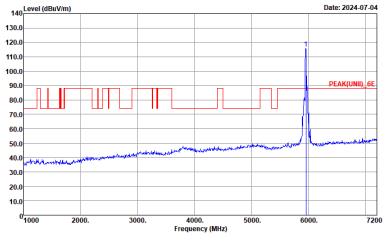
Avg.	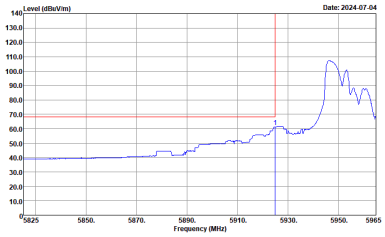	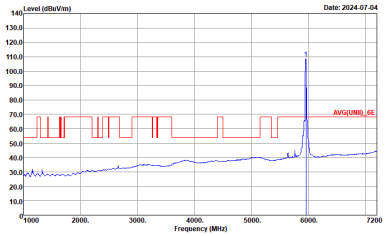

Band 5 5925~6425MHz

WIFI 802.11ax HE40 Full (Band Edge @ 3m)

WIFI	Band 5 5925~6425MHz Band Edge @ 3m	
ANT	802.11ax HE40 Full CH03 5965MHz	
1+2	Horizontal	Fundamental
Peak	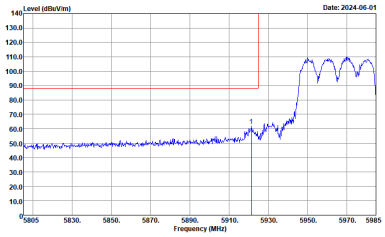	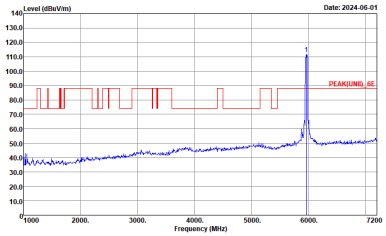
Avg.	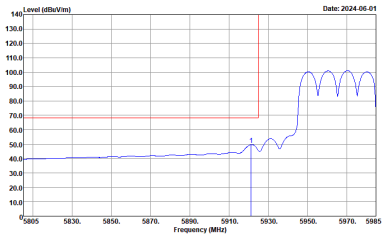	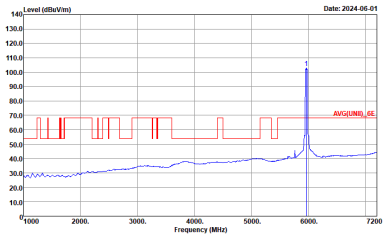

WIFI	Band 5 5925~6425MHz Band Edge @ 3m	
ANT	802.11ax HE40 Full CH03 5965MHz	
1+2	Vertical	Fundamental
Peak	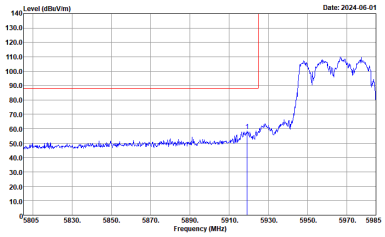	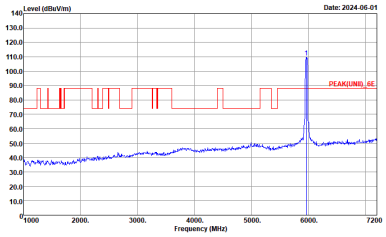
Avg.	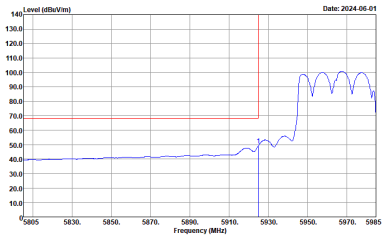	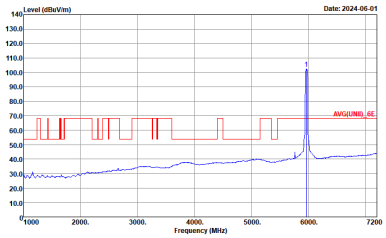

Band 5 5925~6425MHz

WIFI 802.11ax HE40 Partial 242 (Band Edge @ 3m)

WIFI	Band 5 5925~6425MHz Band Edge @ 3m	
ANT	802.11ax HE40 Partial 242/61 CH03 5965MHz	
1+2	Horizontal	Fundamental
Peak	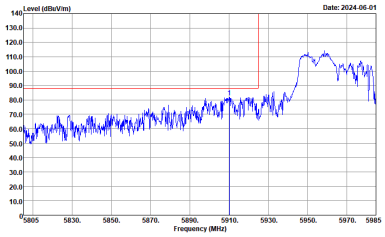	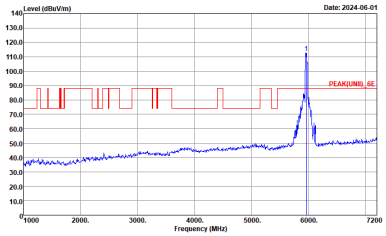
Avg.	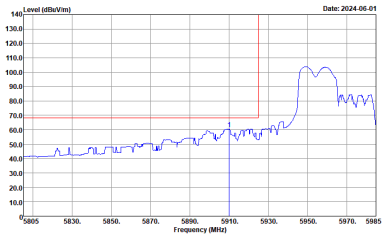	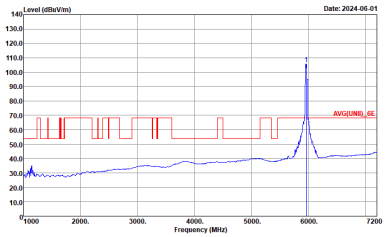

WIFI	Band 5 5925~6425MHz Band Edge @ 3m	
ANT	802.11ax HE40 Partial 242/61 CH03 5965MHz	
1+2	Vertical	Fundamental
Peak	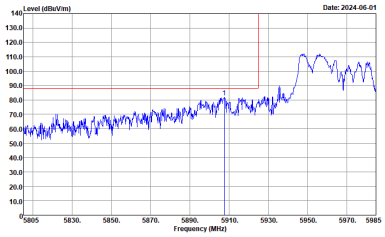 Site : 03CH20-HY Condition : PEAK_BE(UNII)_6E 3m 9120D_02360_231030 VERTICAL : RBW:1000.000KHz VBW:3000.000KHz SWT:Auto	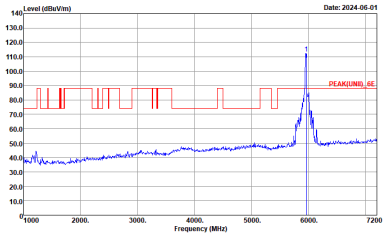 Site : 03CH20-HY Condition : PEAK(UNII)_6E 3m 9120D_02360_231030 VERTICAL : RBW:1000.000KHz VBW:3000.000KHz SWT:Auto
Avg.	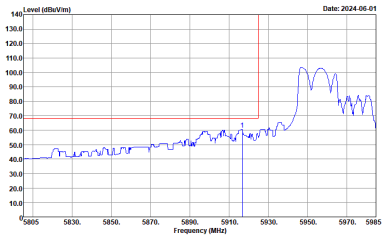 Site : 03CH20-HY Condition : AVG_BE(UNII)_6E 3m 9120D_02360_231030 VERTICAL : RBW:1000.000KHz VBW:0.010KHz SWT:Auto	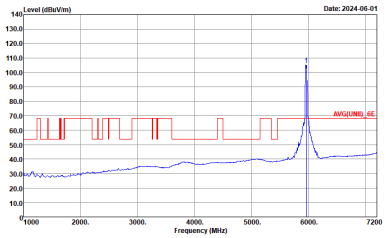 Site : 03CH20-HY Condition : AVG(UNII)_6E 3m 9120D_02360_231030 VERTICAL : RBW:1000.000KHz VBW:0.010KHz SWT:Auto

Band 5 5925~6425MHz

WIFI 802.11ax HE80 Full (Band Edge @ 3m)

WIFI	Band 5 5925~6425MHz Band Edge @ 3m	
ANT	802.11ax HE80 Full CH07 5985MHz	
1+2	Horizontal	Fundamental
Peak	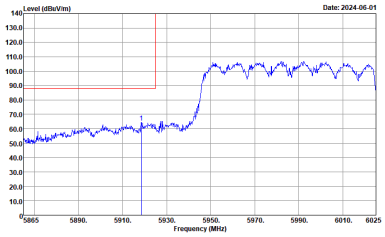	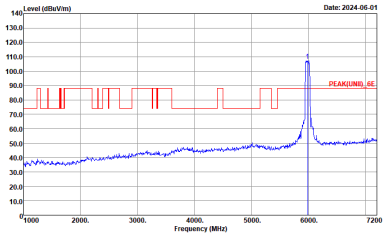
Avg.	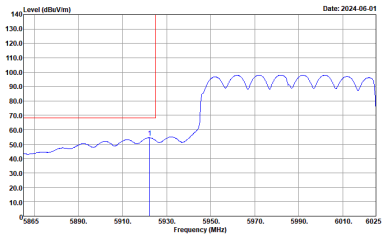	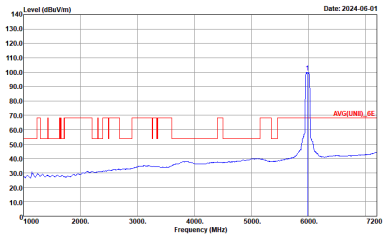

WIFI	Band 5 5925~6425MHz Band Edge @ 3m	
ANT	802.11ax HE80 Full CH07 5985MHz	
1+2	Vertical	Fundamental
Peak	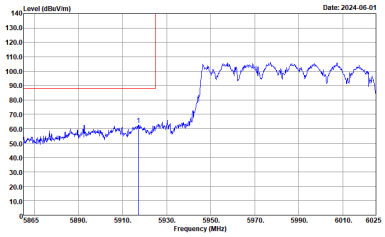 Site : 03CH20-HY Condition : PEAK_BE(UNII)_6E 3m 9120D_02360_231030 VERTICAL : RBW:1000.000KHz VBW:3000.000KHz SWT:Auto	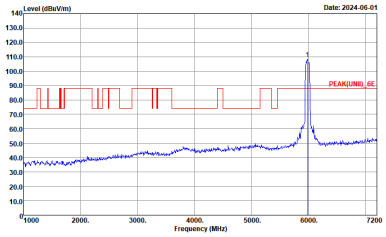 Site : 03CH20-HY Condition : PEAK(UNII)_6E 3m 9120D_02360_231030 VERTICAL : RBW:1000.000KHz VBW:3000.000KHz SWT:Auto
Avg.	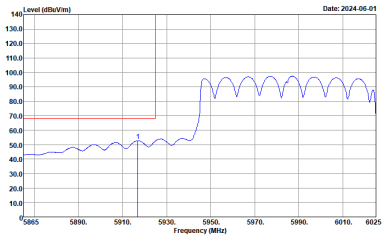 Site : 03CH20-HY Condition : AVG_BE(UNII)_6E 3m 9120D_02360_231030 VERTICAL : RBW:1000.000KHz VBW:0.010KHz SWT:Auto	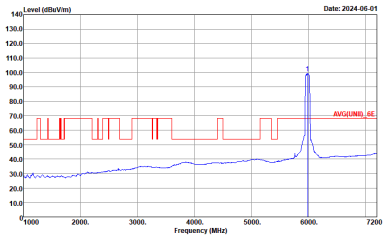 Site : 03CH20-HY Condition : AVG(UNII)_6E 3m 9120D_02360_231030 VERTICAL : RBW:1000.000KHz VBW:0.010KHz SWT:Auto

Band 5 5925~6425MHz

WIFI 802.11ax HE80 Partial 484 (Band Edge @ 3m)

WIFI	Band 5 5925~6425MHz Band Edge @ 3m	
ANT	802.11ax HE80 Partial 484/65 CH07 5985MHz	
1+2	Horizontal	Fundamental
Peak	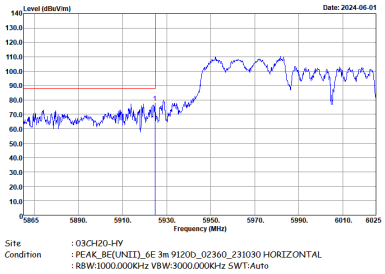	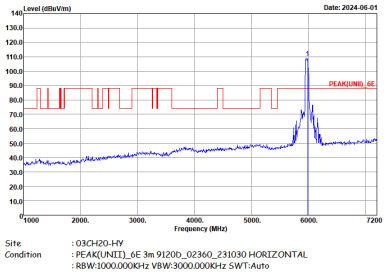
Avg.	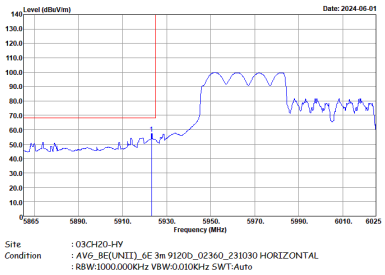	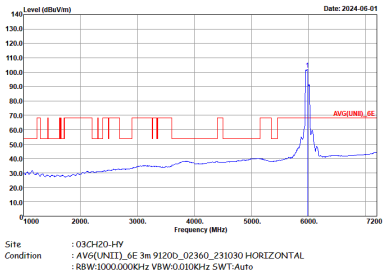

WIFI	Band 5 5925~6425MHz Band Edge @ 3m	
ANT	802.11ax HE80 Partial 484/65 CH07 5985MHz	
1+2	Vertical	Fundamental
Peak	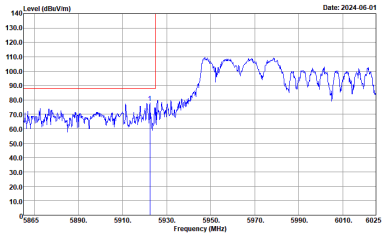 Site : 03CH20-HY Condition : PEAK_BE(UNII)_6E 3m 9120D_02360_231030 VERTICAL : RBW:1000.000KHz VBW:3000.000KHz SWT:Auto	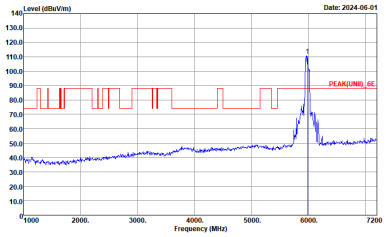 Site : 03CH20-HY Condition : PEAK(UNII)_6E 3m 9120D_02360_231030 VERTICAL : RBW:1000.000KHz VBW:3000.000KHz SWT:Auto
Avg.	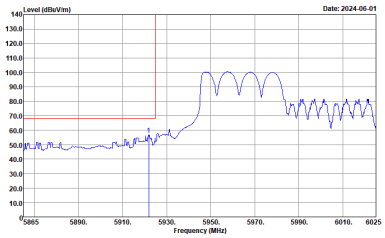 Site : 03CH20-HY Condition : AVG_BE(UNII)_6E 3m 9120D_02360_231030 VERTICAL : RBW:1000.000KHz VBW:0.010KHz SWT:Auto	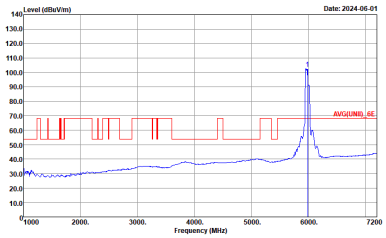 Site : 03CH20-HY Condition : AVG(UNII)_6E 3m 9120D_02360_231030 VERTICAL : RBW:1000.000KHz VBW:0.010KHz SWT:Auto

Band 5 5925~6425MHz

WIFI 802.11ax HE160 Full (Band Edge @ 3m)

WIFI	Band 5 5925~6425MHz Band Edge @ 3m	
ANT	802.11ax HE160 Full CH15 6025MHz	
1+2	Horizontal	Fundamental
Peak	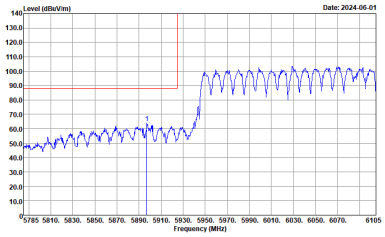	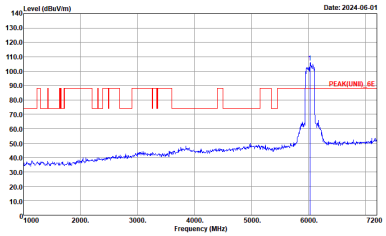
Avg.	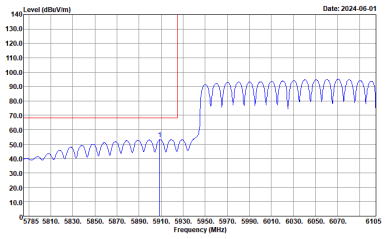	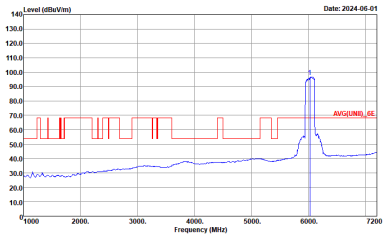

WIFI	Band 5 5925~6425MHz Band Edge @ 3m	
ANT	802.11ax HE160 Full CH15 6025MHz	
1+2	Vertical	Fundamental
Peak	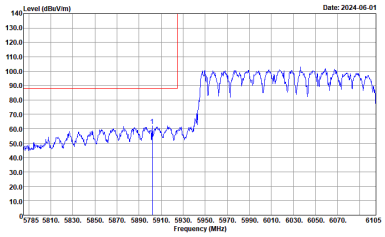 Site : 03CH20-HY Condition : PEAK_BE(UNII)_6E 3m 9120D_02360_231030 VERTICAL : RBW:1000.000KHz VBW:3000.000KHz SWT:Auto	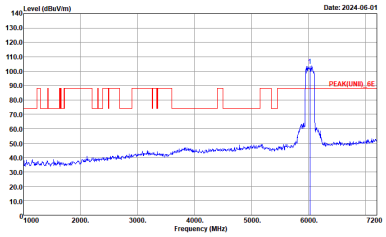 Site : 03CH20-HY Condition : PEAK(UNII)_6E 3m 9120D_02360_231030 VERTICAL : RBW:1000.000KHz VBW:3000.000KHz SWT:Auto
Avg.	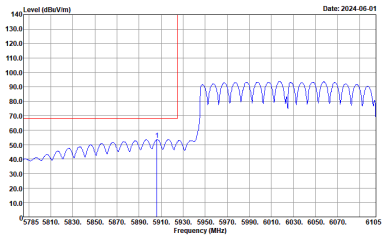 Site : 03CH20-HY Condition : AVG_BE(UNII)_6E 3m 9120D_02360_231030 VERTICAL : RBW:1000.000KHz VBW:0.010KHz SWT:Auto	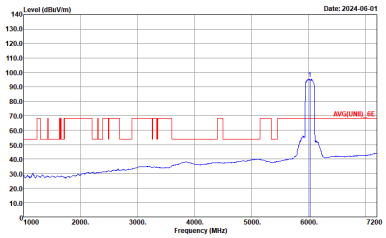 Site : 03CH20-HY Condition : AVG(UNII)_6E 3m 9120D_02360_231030 VERTICAL : RBW:1000.000KHz VBW:0.010KHz SWT:Auto

Band 5 5925~6425MHz

WIFI 802.11ax HE160 Partial 996 (Band Edge @ 3m)

WIFI	Band 5 5925~6425MHz Band Edge @ 3m	
ANT	802.11ax HE160 Partial 996/67 CH15 6025MHz	
1+2	Horizontal	Fundamental
Peak	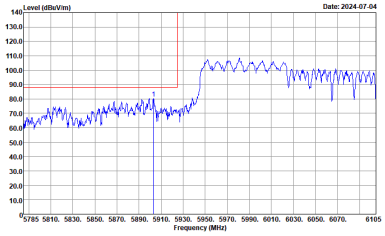	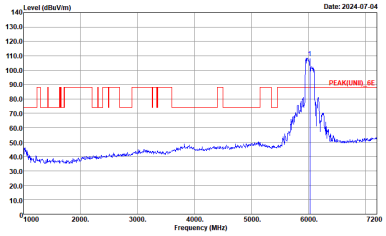
Avg.	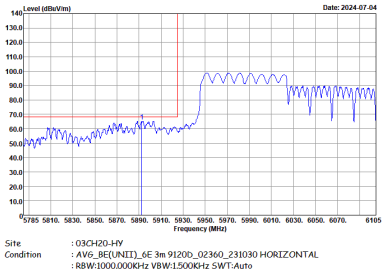	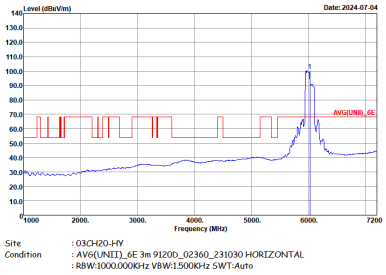

WIFI	Band 5 5925~6425MHz Band Edge @ 3m	
ANT	802.11ax HE160 Partial 996/67 CH15 6025MHz	
1+2	Vertical	Fundamental
Peak	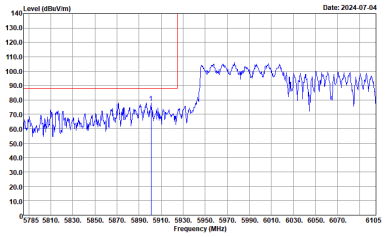 Site : 03CH20-HY Condition : PEAK_BE(UNII)_6E 3m 9120D_02360_231030 VERTICAL : RBW:1000.000KHz VBW:3000.000KHz SWT:Auto	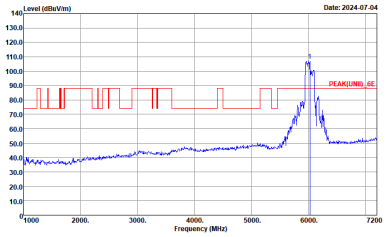 Site : 03CH20-HY Condition : PEAK(UNII)_6E 3m 9120D_02360_231030 VERTICAL : RBW:1000.000KHz VBW:3000.000KHz SWT:Auto
Avg.	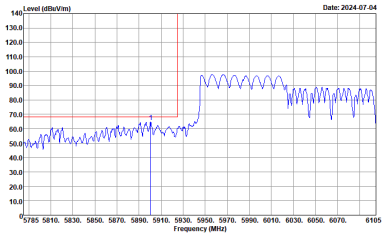 Site : 03CH20-HY Condition : AVG_BE(UNII)_6E 3m 9120D_02360_231030 VERTICAL : RBW:1000.000KHz VBW:1500KHz SWT:Auto	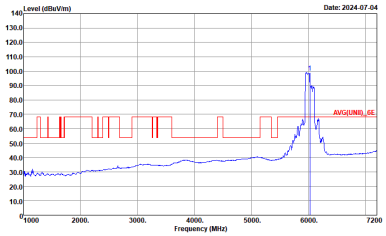 Site : 03CH20-HY Condition : AVG(UNII)_6E 3m 9120D_02360_231030 VERTICAL : RBW:1000.000KHz VBW:1500KHz SWT:Auto

Band 5 - 5925~6425MHz

WIFI 802.11a (Harmonic @ 3m)

WIFI	Band 5 5925~6425MHz Harmonic @ 3m	
ANT	802.11a CH01 5955MHz	
1+2	Horizontal	Vertical
Peak Avg.	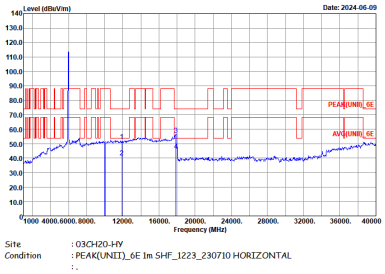	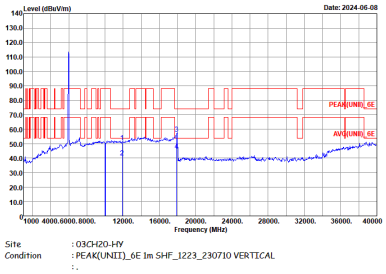

WIFI	Band 5 5925~6425MHz Harmonic @ 3m	
ANT	802.11a CH49 6195MHz	
1+2	Horizontal	Vertical
Peak Avg.	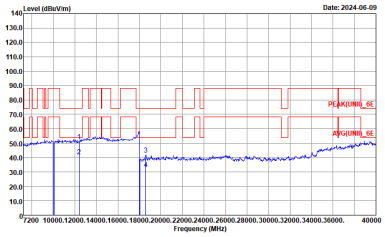	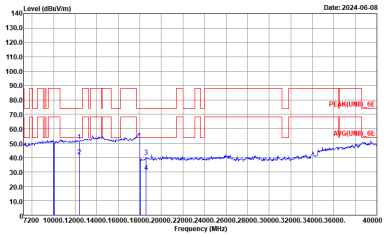

WIFI	Band 5 5925~6425MHz Harmonic @ 3m	
ANT	802.11a CH93 6415MHz	
1+2	Horizontal	Vertical
Peak Avg.	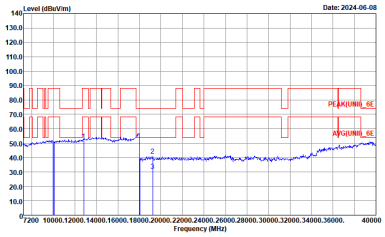	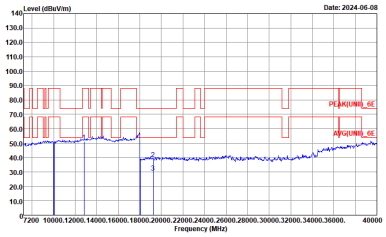

Band 5 5925~6425MHz

WIFI 802.11ax HE20 Full (Harmonic @ 3m)

WIFI	Band 5 5925~6425MHz Harmonic @ 3m	
ANT	802.11ax HE20 Full CH01 5955MHz	
1+2	Horizontal	Vertical
Peak Avg.	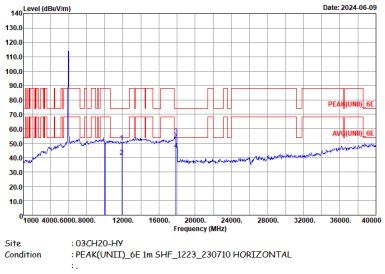	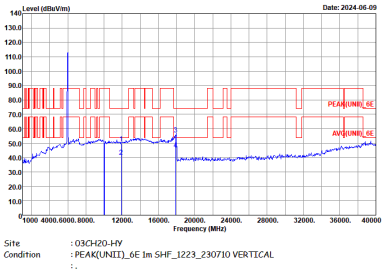

WIFI	Band 5 5925~6425MHz Harmonic @ 3m	
ANT	802.11ax HE20 Full CH49 6195MHz	
1+2	Horizontal	Vertical
Peak Avg.	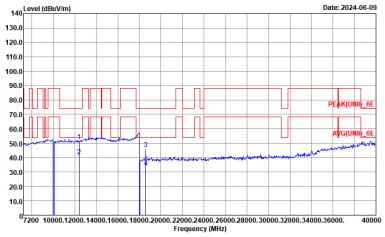 Site : 03CH20-HY Condition : PEAK(UNII)_6E 1m SHF_1223_230710 HORIZONTAL : .	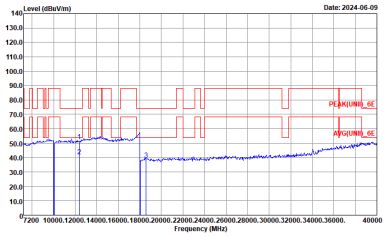 Site : 03CH20-HY Condition : PEAK(UNII)_6E 1m SHF_1223_230710 VERTICAL : .

WIFI	Band 5 5925~6425MHz Harmonic @ 3m	
ANT	802.11ax HE20 Full CH93 6415MHz	
1+2	Horizontal	Vertical
Peak Avg.	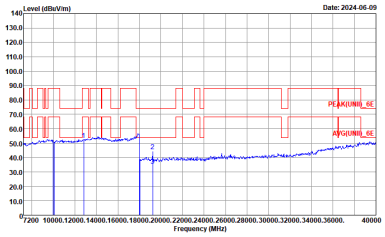 Site : 03CH20-HY Condition : PEAK(UNII)_6E 1m SHF_1223_230710 HORIZONTAL : .	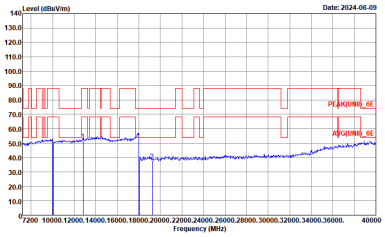 Site : 03CH20-HY Condition : PEAK(UNII)_6E 1m SHF_1223_230710 VERTICAL : .

Band 5 5925~6425MHz

WIFI 802.11ax HE40 Full (Harmonic @ 3m)

WIFI	Band 5 5925~6425MHz Harmonic @ 3m	
ANT	802.11ax HE40 Full CH03 5965MHz	
1+2	Horizontal	Vertical
Peak Avg.	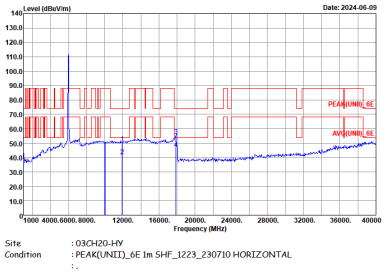	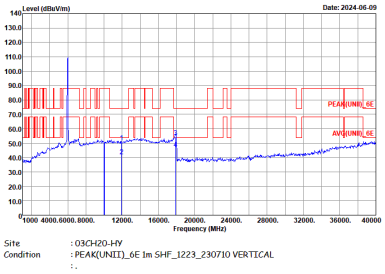

WIFI	Band 5 5925~6425MHz Harmonic @ 3m	
ANT	802.11ax HE40 Full CH51 6205MHz	
1+2	Horizontal	Vertical
Peak Avg.	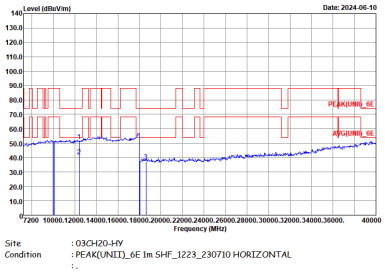	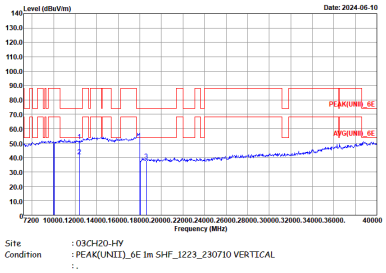

WIFI	Band 5 5925~6425MHz Harmonic @ 3m	
ANT	802.11ax HE40 Full CH91 6405MHz	
1+2	Horizontal	Vertical
Peak Avg.	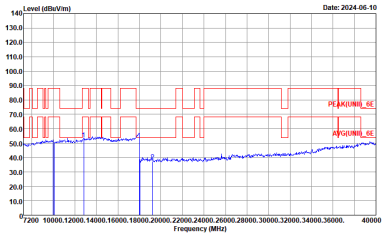 Site : 03CH20-HY Condition : PEAK(UNII)_6E 1m SHF_1223_230710 HORIZONTAL : .	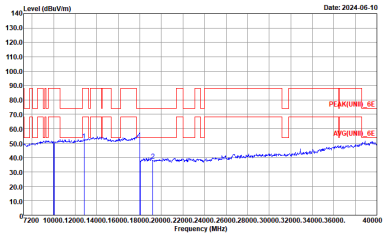 Site : 03CH20-HY Condition : PEAK(UNII)_6E 1m SHF_1223_230710 VERTICAL : .

Band 5 5925~6425MHz

WIFI 802.11ax HE80 Full (Harmonic @ 3m)

WIFI	Band 5 5925~6425MHz Harmonic @ 3m	
ANT	802.11ax HE80 Full CH07 5985MHz	
1+2	Horizontal	Vertical
Peak Avg.	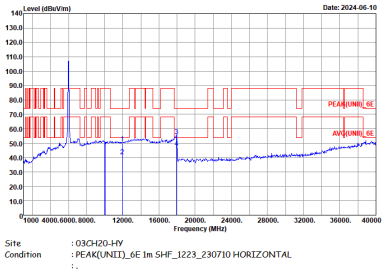	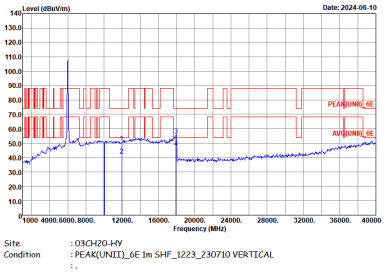

WIFI	Band 5 5925~6425MHz Harmonic @ 3m	
ANT	802.11ax HE80 Full CH55 6225MHz	
1+2	Horizontal	Vertical
Peak Avg.	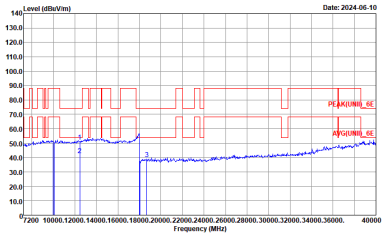	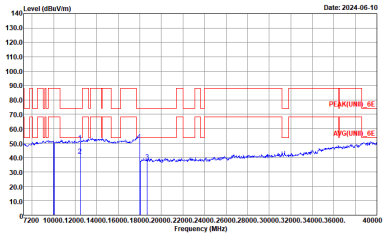

WIFI	Band 5 5925~6425MHz Harmonic @ 3m	
ANT	802.11ax HE80 Full CH87 6385MHz	
1+2	Horizontal	Vertical
Peak Avg.	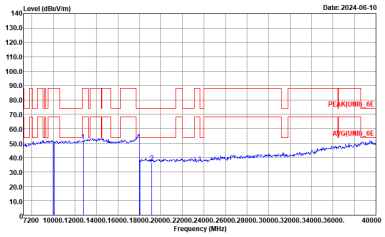 Site : 03CH20-HY Condition : PEAK(UNII)_6E 1m SHF_1223_230710 HORIZONTAL : .	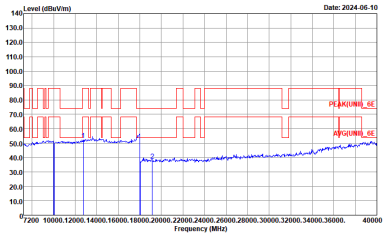 Site : 03CH20-HY Condition : PEAK(UNII)_6E 1m SHF_1223_230710 VERTICAL : .

Band 5 5925~6425MHz

WIFI 802.11ax HE160 Full (Harmonic @ 3m)

WIFI	Band 5 5925~6425MHz Harmonic @ 3m	
ANT	802.11ax HE160 Full CH15 6025MHz	
1+2	Horizontal	Vertical
Peak Avg.	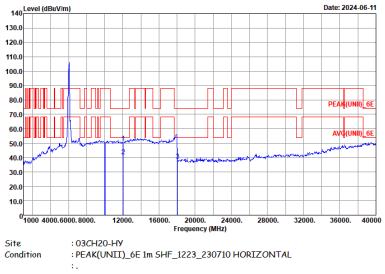	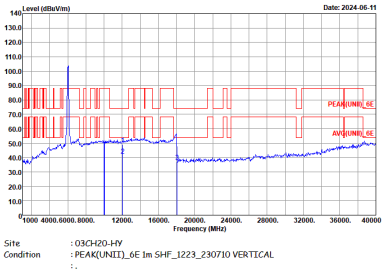

WIFI	Band 5 5925~6425MHz Harmonic @ 3m	
ANT	802.11ax HE160 Full CH47 6185MHz	
1+2	Horizontal	Vertical
Peak Avg.	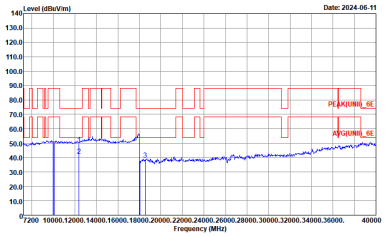 Site : 03CH20-HY Condition : PEAK(UNII)_6E 1m SHF_1223_230710 HORIZONTAL : .	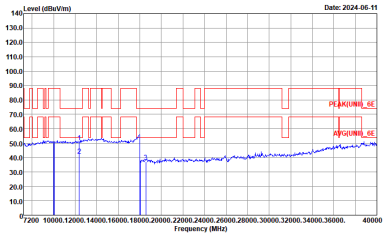 Site : 03CH20-HY Condition : PEAK(UNII)_6E 1m SHF_1223_230710 VERTICAL : .

WIFI	Band 5 5925~6425MHz Harmonic @ 3m	
ANT	802.11ax HE160 Full CH79 6345MHz	
1+2	Horizontal	Vertical
Peak Avg.	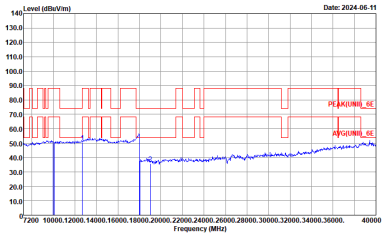	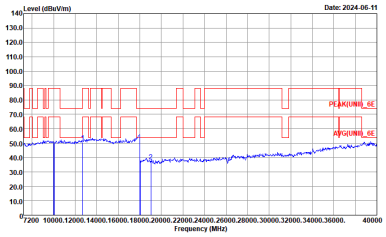

Band 7 - 6525~6875MHz

WIFI 802.11a (Harmonic @ 3m)

WIFI	Band 7 6525~6875MHz Harmonic @ 3m	
ANT	802.11a CH117 6535MHz	
1+2	Horizontal	Vertical
Peak Avg.	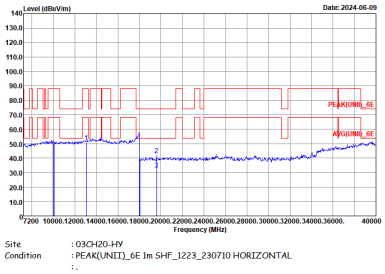	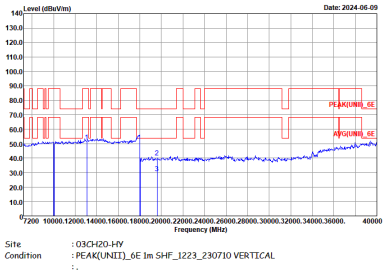

WIFI	Band 7 6525~6875MHz Harmonic @ 3m	
ANT	802.11a CH149 6695MHz	
1+2	Horizontal	Vertical
Peak Avg.	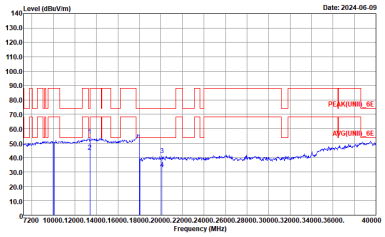	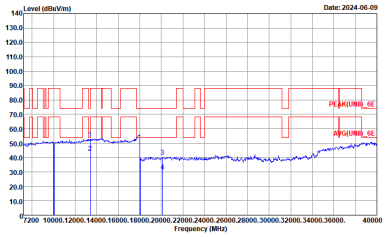

WIFI	Band 7 6525~6875MHz Harmonic @ 3m	
ANT	802.11a CH185 6875MHz	
1+2	Horizontal	Vertical
Peak Avg.	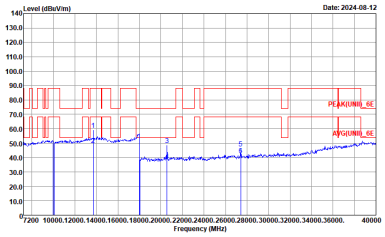	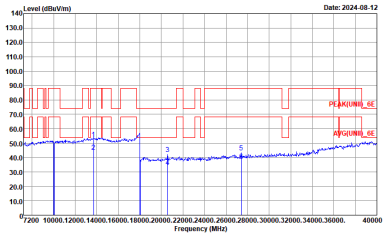

Band 7 6525~6875MHz

WIFI 802.11ax HE20 Full (Harmonic @ 3m)

WIFI	Band 7 6525~6875MHz Harmonic @ 3m	
ANT	802.11ax HE20 Full CH117 6535MHz	
1+2	Horizontal	Vertical
Peak Avg.	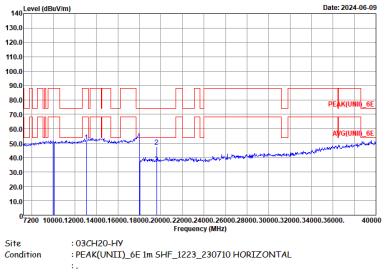	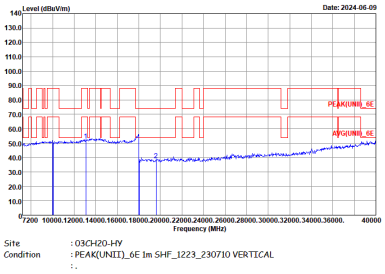

WIFI	Band 7 6525~6875MHz Harmonic @ 3m	
ANT	802.11ax HE20 Full CH149 6695MHz	
1+2	Horizontal	Vertical
Peak Avg.	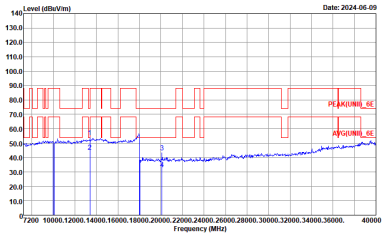 Site : 03CH20-HY Condition : PEAK(UNII)_6E 1m SHF_1223_230710 HORIZONTAL : .	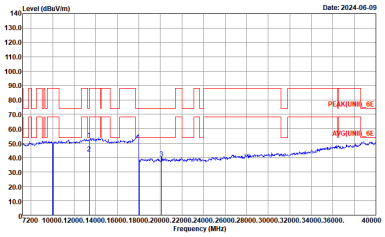 Site : 03CH20-HY Condition : PEAK(UNII)_6E 1m SHF_1223_230710 VERTICAL : .

WIFI	Band 7 6525~6875MHz Harmonic @ 3m	
ANT	802.11ax HE20 Full CH181 6855MHz	
1+2	Horizontal	Vertical
Peak Avg.	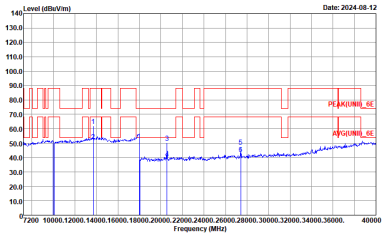 Site : 03CH20-HY Condition : PEAK(UNII_6E 1m SHF_1223_240624 HORIZONTAL : .	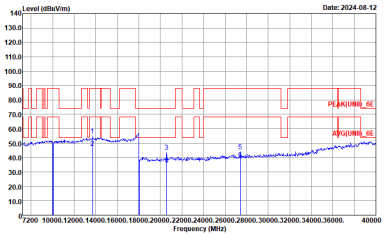 Site : 03CH20-HY Condition : PEAK(UNII_6E 1m SHF_1223_240624 VERTICAL : .

Band 7 6525~6875MHz

WIFI 802.11ax HE40 Full (Harmonic @ 3m)

WIFI	Band 7 6525~6875MHz Harmonic @ 3m	
ANT	802.11ax HE40 Full CH123 6565MHz	
1+2	Horizontal	Vertical
Peak Avg.	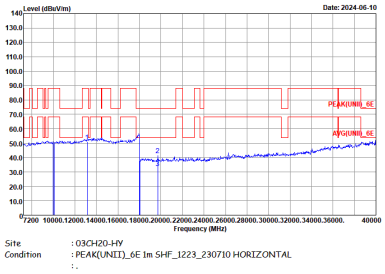	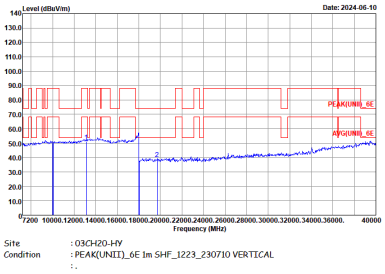

WIFI	Band 7 6525~6875MHz Harmonic @ 3m	
ANT	802.11ax HE40 Full CH147 6685MHz	
1+2	Horizontal	Vertical
Peak Avg.	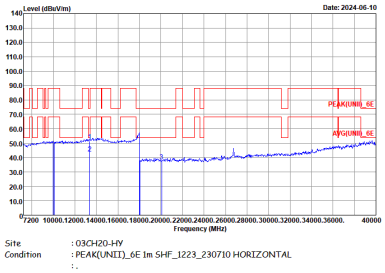	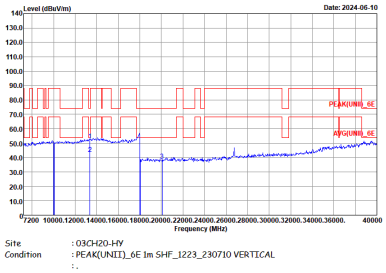

WIFI	Band 7 6525~6875MHz Harmonic @ 3m	
ANT	802.11ax HE40 Full CH179 6845MHz	
1+2	Horizontal	Horizontal
Peak Avg.	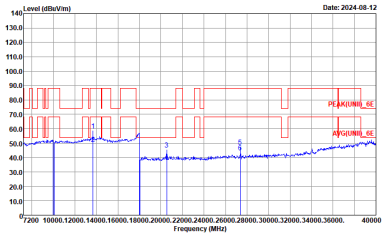	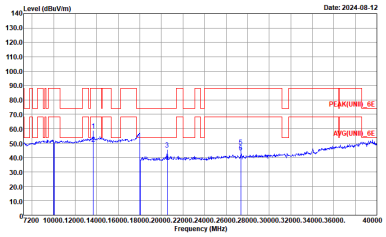

Band 7 6525~6875MHz

WIFI 802.11ax HE80 Full (Harmonic @ 3m)

WIFI	Band 7 6525~6875MHz Harmonic @ 3m	
ANT	802.11ax HE80 Full CH135 6625MHz	
1+2	Horizontal	Vertical
Peak Avg.	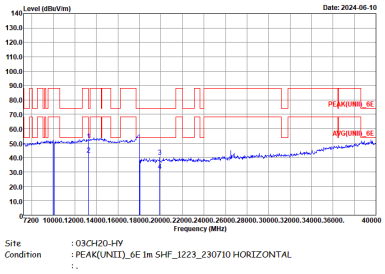	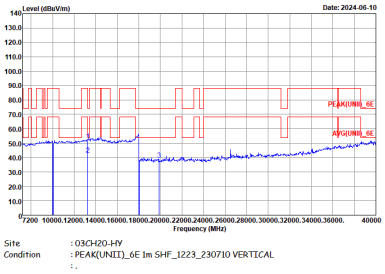

WIFI	Band 7 6525~6875MHz Harmonic @ 3m	
ANT	802.11ax HE80 Full CH151 6705MHz	
1+2	Horizontal	Vertical
Peak Avg.	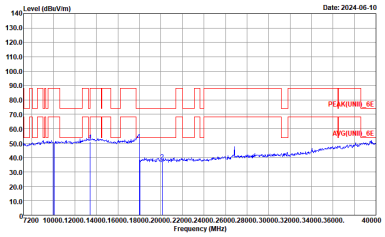 Site : 03CH20-HY Condition : PEAK(UNII_6E 1m SHF_1223_230710 HORIZONTAL : .	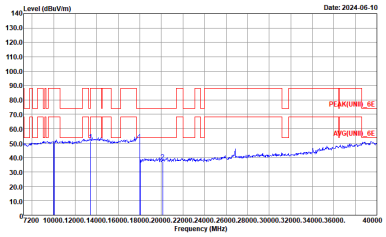 Site : 03CH20-HY Condition : PEAK(UNII_6E 1m SHF_1223_230710 VERTICAL : .

WIFI	Band 7 6525~6875MHz Harmonic @ 3m	
ANT	802.11ax HE80 Full CH167 6785MHz	
1+2	Horizontal	Horizontal
Peak Avg.	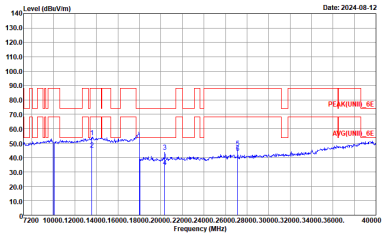	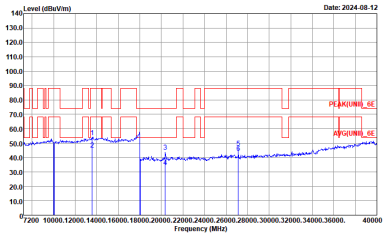

Band 7 6525~6875MHz

WIFI 802.11ax HE160 Full (Harmonic @ 3m)

WIFI	Band 7 6525~6875MHz Harmonic @ 3m	
ANT	802.11ax HE160 Full CH143 6665MHz	
1+2	Horizontal	Vertical
Peak Avg.	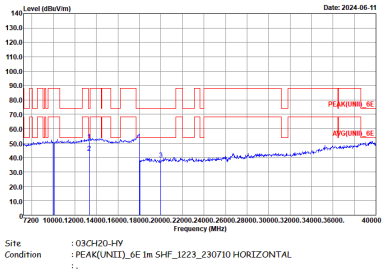	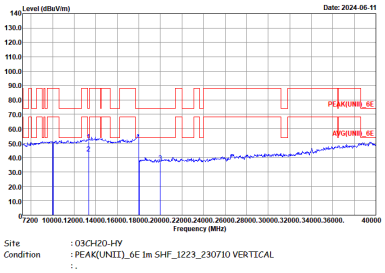

Appendix E. Duty Cycle Plots

Antenna	Band	Duty Cycle(%)	T(us)	1/T(kHz)	VBW Setting
1+2	802.11a	99.29	2102	0.48	10Hz
1+2	6GHz 802.11ax HE20 Full RU	99.71	5416	0.18	10Hz
1+2	6GHz 802.11ax HE20 106 RU	93.16	9260	0.11	110Hz
1+2	6GHz 802.11ax HE40 Full RU	99.51	4100	0.24	10Hz
1+2	6GHz 802.11ax HE40 242 RU	99.62	4400	0.23	10Hz
1+2	6GHz 802.11ax HE80 Full RU	99.33	2222	0.45	10Hz
1+2	6GHz 802.11ax HE80 484 RU	99.11	2235	0.45	10Hz
1+2	6GHz 802.11ax HE160 Full RU	99.31	2155	0.46	10Hz
1+2	6GHz 802.11ax HE160 996 RU	97.80	712	1.40	1.5kHz

MIMO <Ant. 1+2>

802.11a

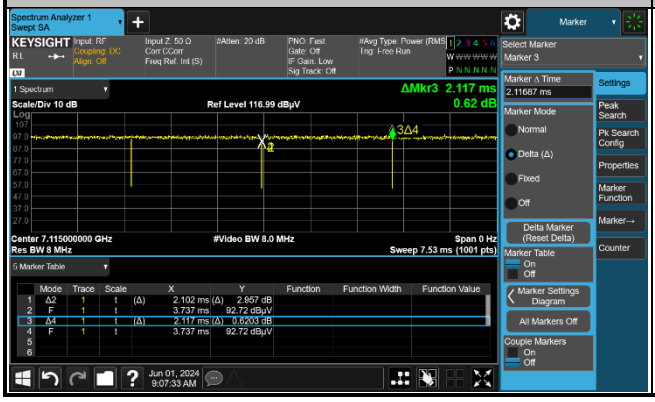

6GHz 802.11ax HE20 Full RU

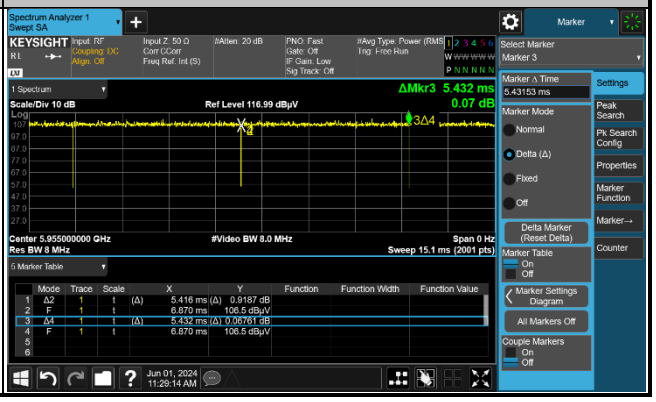

6GHz 802.11ax HE20 106 RU

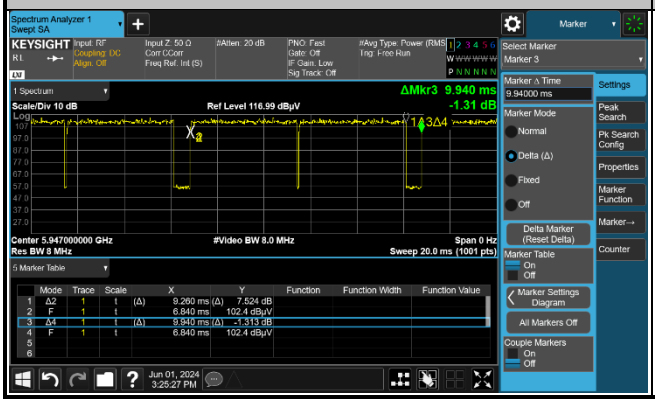

6GHz 802.11ax HE40 Full RU

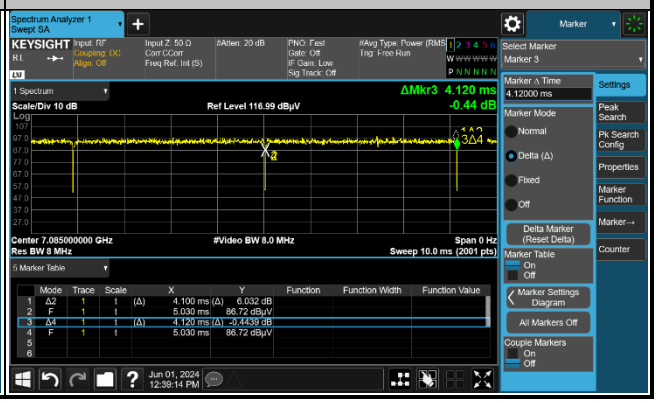

6GHz 802.11ax HE40 242 RU

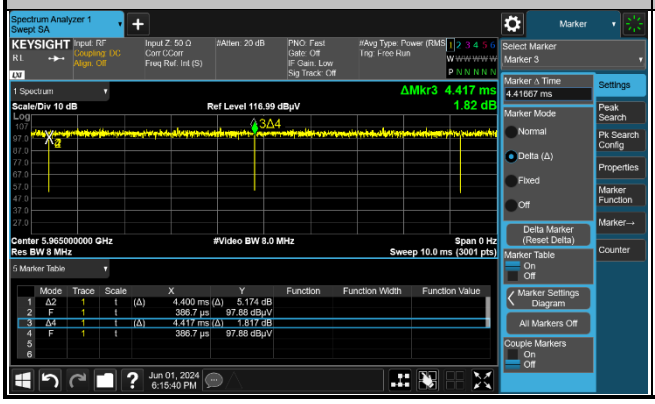

6GHz 802.11ax HE80 Full RU

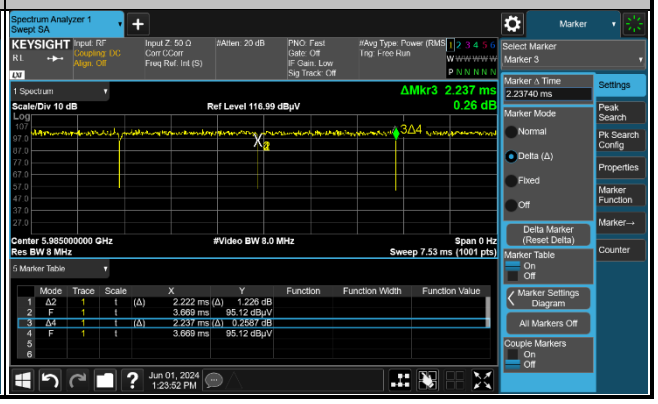

6GHz 802.11ax HE80 484 RU

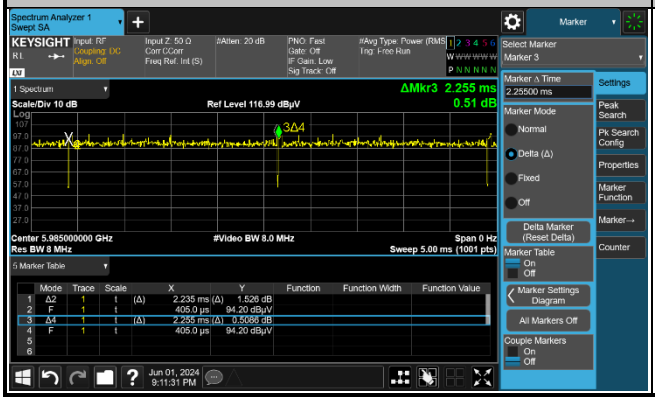

6GHz 802.11ax HE160 Full RU

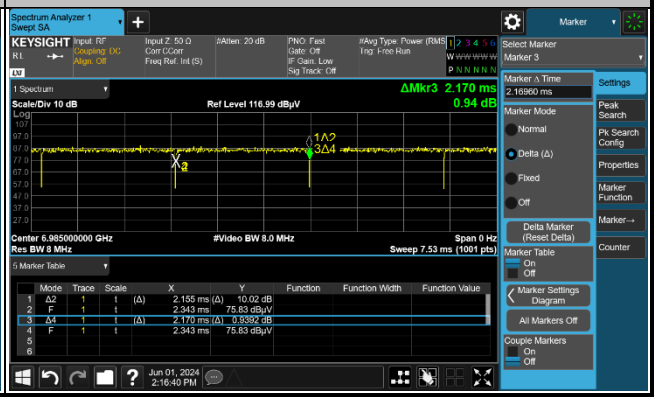
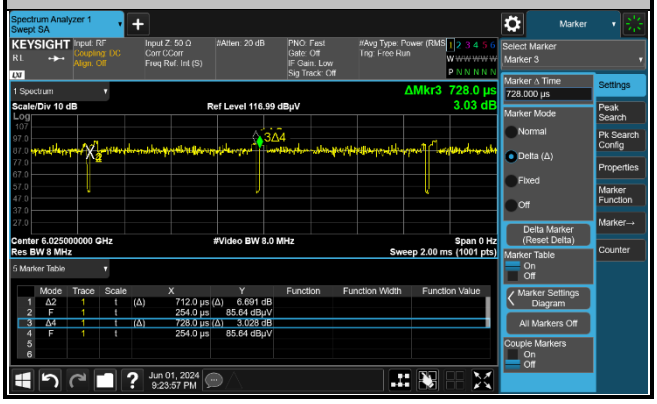
6GHz 802.11ax HE160 996 RU