Date: 2024-06-24

#01_WLAN2.4GHz_802.11b 1Mbps_Front Face_0mm_Ch11

Communication System: IEEE 802.11b; Frequency: 2462.000 MHz
Medium: HSL_2450_240624 Medium parameters used: f= 2462.000 MHz; σ= 1.82 S/m; ε_r = 40.2
Ambient Temperature: 23.5°C; Liquid Temperature: 22.5°C

DASY6 Configuration:
- Probe: EX3DV4 - SN7700; ConvF(7.72, 7.83, 7.84); Calibrated: 2024-02-01
- Sensor-Surface: 1.4 mm
- Electronics: DAE4 Sn1399; Calibrated: 2024-03-13
- Phantom: ELI V8.0 (20deg probe tilt); Serial: 2055; Section: Flat
- Measurement Software: 16.2.4.2524
- UID: WLAN, 10415-AAA

Area Scan (240.0 mm x 100.0 mm): Measurement Grid: 10.0 mm x 10.0 mm
SAR (1g) = 2.55 W/kg; SAR (10g) = 1.19 W/kg;

Zoom Scan (30.0 mm x 30.0 mm x 30.0 mm): Measurement Grid: 5.0 mm x 5.0 mm x 1.5 mm
Power Drift = 0.01 dB
SAR (1g) = 2.81 W/kg; SAR (8g) = 1.42 W/kg; SAR (10g) = 1.28 W/kg
Smallest distance from peaks to all points 3 dB below = 12.7 mm
Ratio of SAR at M2 to SAR at M1 = 82.3 %

Zoom Scan (30.0 mm x 30.0 mm x 30.0 mm): Measurement Grid: 5.0 mm x 5.0 mm x 1.5 mm
Power Drift = 0.01 dB
SAR (1g) = 0.759 W/kg; SAR (8g) = 0.446 W/kg; SAR (10g) = 0.413 W/kg
Smallest distance from peaks to all points 3 dB below = 12.7 mm
Ratio of SAR at M2 to SAR at M1 = 82.3 %

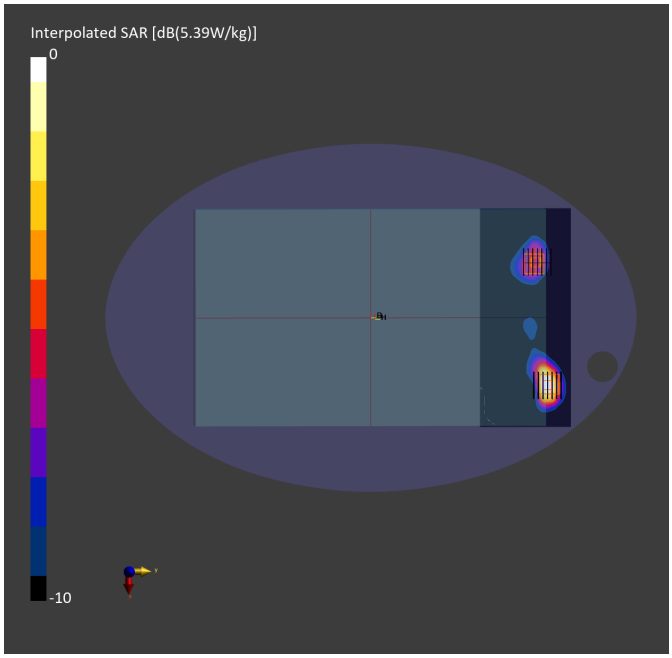

Date: 2024-07-01

#02_WLAN5GHz_802.11ax-HE40 MCS0_Front Face _0mm_Ch 54

Communication System: IEEE 802.11ax; Frequency: 5270.000 MHz
Medium: HSL_5G_240701 Medium parameters used: f= 5270.000 MHz; σ= 4.71 S/m; ε_r = 36.8
Ambient Temperature: 23.5°C; Liquid Temperature: 22.5°C

DASY6 Configuration:
- Probe: EX3DV4 - SN7700; ConvF(5.99, 5.92, 5.94); Calibrated: 2024-02-01
- Sensor-Surface: 1.4 mm
- Electronics: DAE4 Sn1399; Calibrated: 2024-03-13
- Phantom: ELI V5.0 (20deg probe tilt); Serial: 1227; Section: Flat
- Measurement Software: 16.2.4.2524
- UID: WLAN, 10707-AAC

Area Scan (260.0 mm x 80.0 mm): Measurement Grid: 10.0 mm x 10.0 mm
SAR (1g) = 0.793 W/kg; SAR (10g) = 0.270 W/kg;

Zoom Scan (22.0 mm x 22.0 mm x 22.0 mm): Measurement Grid: 4.0 mm x 4.0 mm x 1.4 mm
Power Drift = 0.04 dB
SAR (1g) = 0.776 W/kg; SAR (8g) = 0.282 W/kg; SAR (10g) = 0.243 W/kg
Smallest distance from peaks to all points 3 dB below = 7.2 mm
Ratio of SAR at M2 to SAR at M1 = 64.4 %

Zoom Scan (22.0 mm x 22.0 mm x 22.0 mm): Measurement Grid: 4.0 mm x 4.0 mm x 1.4 mm
Power Drift = 0.04 dB
SAR (1g) = 0.631 W/kg; SAR (8g) = 0.239 W/kg; SAR (10g) = 0.209 W/kg
Smallest distance from peaks to all points 3 dB below = 7.2 mm
Ratio of SAR at M2 to SAR at M1 = 64.4 %

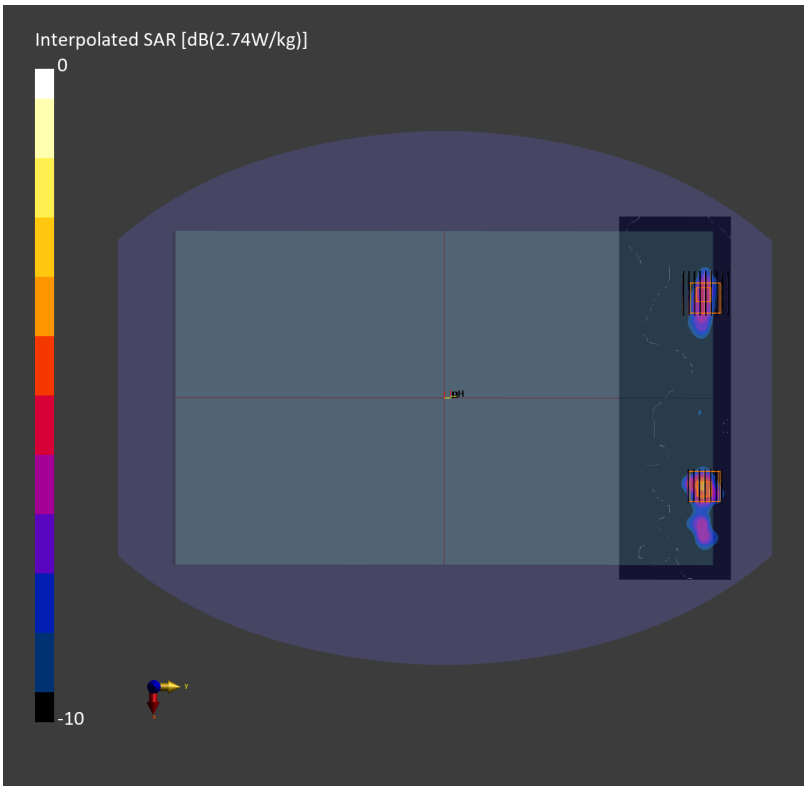
Interpolated SAR [dB(2.74W/kg)]
0
-10

Date: 2024-07-01

#03_WLAN5GHz_802.11ax-HE40 MCS0_Front Face _0mm_Ch110

Communication System: IEEE 802.11ax; Frequency: 5550.000 MHz
Medium: HSL_5G_240701 Medium parameters used: f= 5550.000 MHz; σ= 5.00 S/m; ε_r = 36.4
Ambient Temperature: 23.5°C; Liquid Temperature: 22.5°C

DASY6 Configuration:
- Probe: EX3DV4 - SN7700; ConvF(4.92, 4.83, 4.83); Calibrated: 2024-02-01
- Sensor-Surface: 1.4 mm
- Electronics: DAE4 Sn1399; Calibrated: 2024-03-13
- Phantom: ELI V5.0 (20deg probe tilt); Serial: 1227; Section: Flat
- Measurement Software: 16.2.4.2524
- UID: WLAN, 10707-AAC

Area Scan (260.0 mm x 80.0 mm): Measurement Grid: 10.0 mm x 10.0 mm
SAR (1g) = 0.961 W/kg; SAR (10g) = 0.332 W/kg;

Zoom Scan (22.0 mm x 22.0 mm x 22.0 mm): Measurement Grid: 4.0 mm x 4.0 mm x 1.4 mm
Power Drift = 0.04 dB
SAR (1g) = 0.996 W/kg; SAR (8g) = 0.353 W/kg; SAR (10g) = 0.304 W/kg
Smallest distance from peaks to all points 3 dB below = 7.2 mm
Ratio of SAR at M2 to SAR at M1 = 63.9 %

Zoom Scan (22.0 mm x 22.0 mm x 22.0 mm): Measurement Grid: 4.0 mm x 4.0 mm x 1.4 mm
Power Drift = 0.04 dB
SAR (1g) = 0.977 W/kg; SAR (8g) = 0.349 W/kg; SAR (10g) = 0.300 W/kg
Smallest distance from peaks to all points 3 dB below = 7.2 mm
Ratio of SAR at M2 to SAR at M1 = 63.9 %

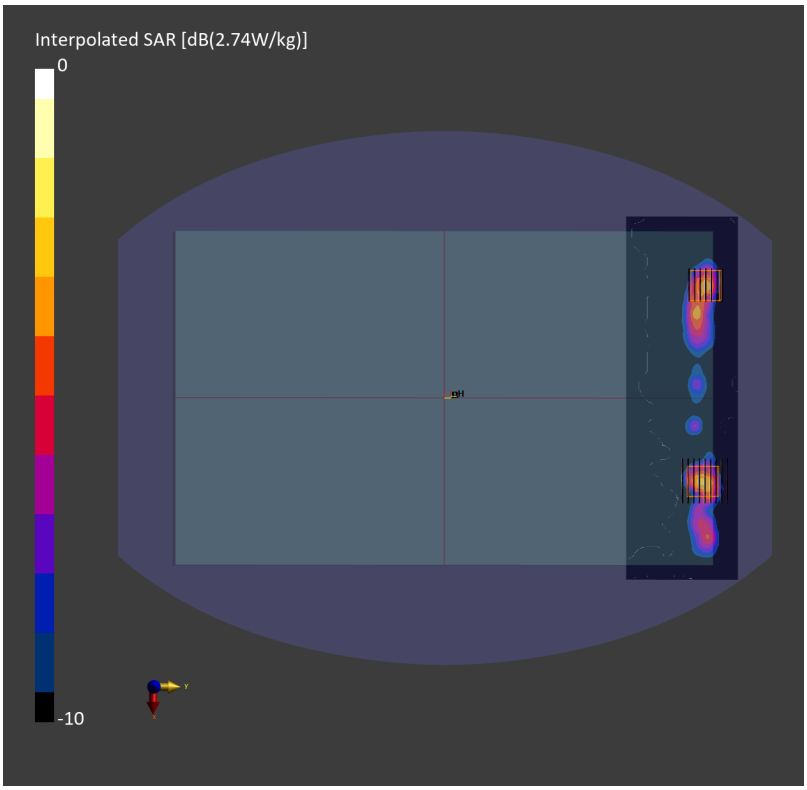
Interpolated SAR [dB(2.74W/kg)]
0
-10

Date: 2024-07-01

#04_WLAN5GHz_802.11n-HT40 MCS0_Front Face _0mm_Ch159

Communication System: IEEE 802.11n; Frequency: 5795.000 MHz
Medium: HSL_5G_240701 Medium parameters used: f= 5795.000 MHz; σ= 5.25 S/m; ε_r = 36.1
Ambient Temperature: 23.5°C; Liquid Temperature: 22.5°C

DASY6 Configuration:
- Probe: EX3DV4 - SN7700; ConvF(4.96, 4.83, 4.83); Calibrated: 2024-02-01
- Sensor-Surface: 1.4 mm
- Electronics: DAE4 Sn1399; Calibrated: 2024-03-13
- Phantom: ELI V5.0 (20deg probe tilt); Serial: 1227; Section: Flat
- Measurement Software: 16.2.4.2524
- UID: WLAN, 10599-AAD

Area Scan (260.0 mm x 80.0 mm): Measurement Grid: 10.0 mm x 10.0 mm
SAR (1g) = 0.666 W/kg; SAR (10g) = 0.214 W/kg;

Zoom Scan (22.0 mm x 22.0 mm x 22.0 mm): Measurement Grid: 4.0 mm x 4.0 mm x 1.4 mm
Power Drift = 0.06 dB
SAR (1g) = 0.609 W/kg; SAR (8g) = 0.220 W/kg; SAR (10g) = 0.192 W/kg
Smallest distance from peaks to all points 3 dB below = 7.2 mm
Ratio of SAR at M2 to SAR at M1 = 60.8 %

Zoom Scan (22.0 mm x 22.0 mm x 22.0 mm): Measurement Grid: 4.0 mm x 4.0 mm x 1.4 mm
Power Drift = 0.06 dB
SAR (1g) = 0.800 W/kg; SAR (8g) = 0.278 W/kg; SAR (10g) = 0.239 W/kg
Smallest distance from peaks to all points 3 dB below = 7.2 mm
Ratio of SAR at M2 to SAR at M1 = 60.8 %

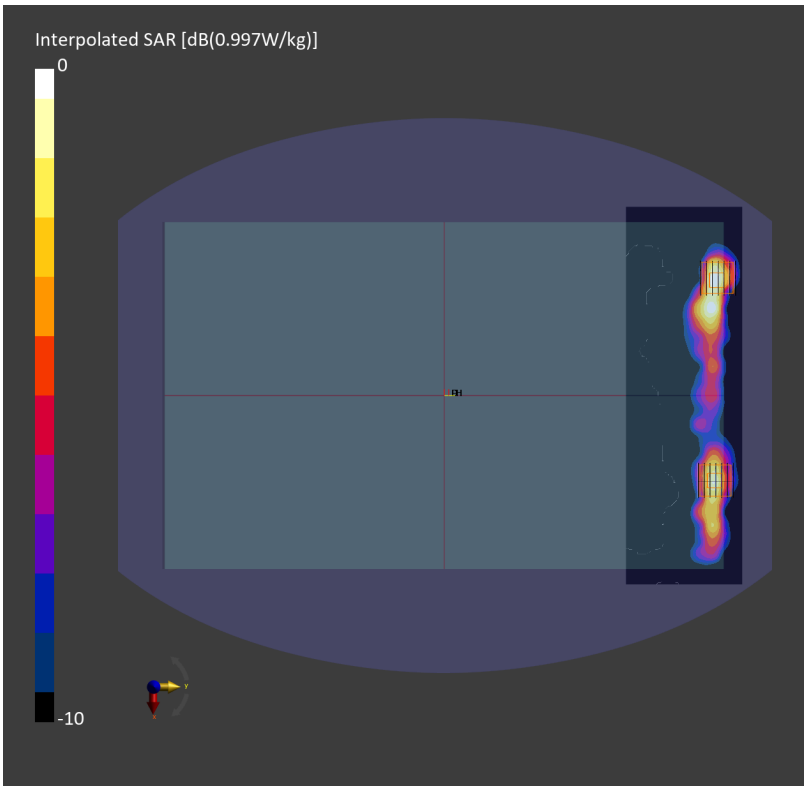
Interpolated SAR [dB(0.997W/kg)]
0
-10

Date: 2024-07-02

#05_WLAN6GHz_802.11ax-HE160 MCS0_Front Face_0mm_Ch143

Communication System: IEEE 802.11ax; Frequency: 6665.000 MHz
Medium: HSL_6G_240702 Medium parameters used: f= 6665.000 MHz; σ= 6.24 S/m; ε_r = 34.6
Ambient Temperature: 23.6°C; Liquid Temperature: 22.6°C

DASY6 Configuration:
- Probe: EX3DV4 - SN7700; ConvF(5.53, 5.28, 5.41); Calibrated: 2024-02-01
- Sensor-Surface: 1.4 mm
- Electronics: DAE4 Sn1399; Calibrated: 2024-03-13
- Phantom: ELI V5.0 (20deg probe tilt); Serial: 1227; Section: Flat
- Measurement Software: 16.2.4.2524
- UID: WLAN, 10755-AAC

Area Scan (255.0 mm x 85.0 mm): Measurement Grid: 8.5 mm x 8.5 mm
SAR (1g) = 0.910 W/kg; SAR (10g) = 0.252 W/kg;

Zoom Scan (22.0 mm x 22.0 mm x 22.0 mm): Measurement Grid: 3.4 mm x 3.4 mm x 1.4 mm
Power Drift = 0.09 dB
SAR (1g) = 0.320 W/kg; SAR (8g) = 0.108 W/kg; SAR (10g) = 0.094 W/kg
Smallest distance from peaks to all points 3 dB below = 6.2 mm
Ratio of SAR at M2 to SAR at M1 = 49.4 %
psAPD (1.0cm2, sq) = 3.20 [W/m2]; psAPD (4.0cm2, sq) = 2.16 [W/m2]

Zoom Scan (22.0 mm x 22.0 mm x 22.0 mm): Measurement Grid: 3.4 mm x 3.4 mm x 1.4 mm
Power Drift = 0.09 dB
SAR (1g) = 1.14 W/kg; SAR (8g) = 0.361 W/kg; SAR (10g) = 0.309 W/kg
Smallest distance from peaks to all points 3 dB below = 6.2 mm
Ratio of SAR at M2 to SAR at M1 = 49.4 %
psAPD (1.0cm2, sq) = 11.4 [W/m2]; psAPD (4.0cm2, sq) = 7.22 [W/m2]

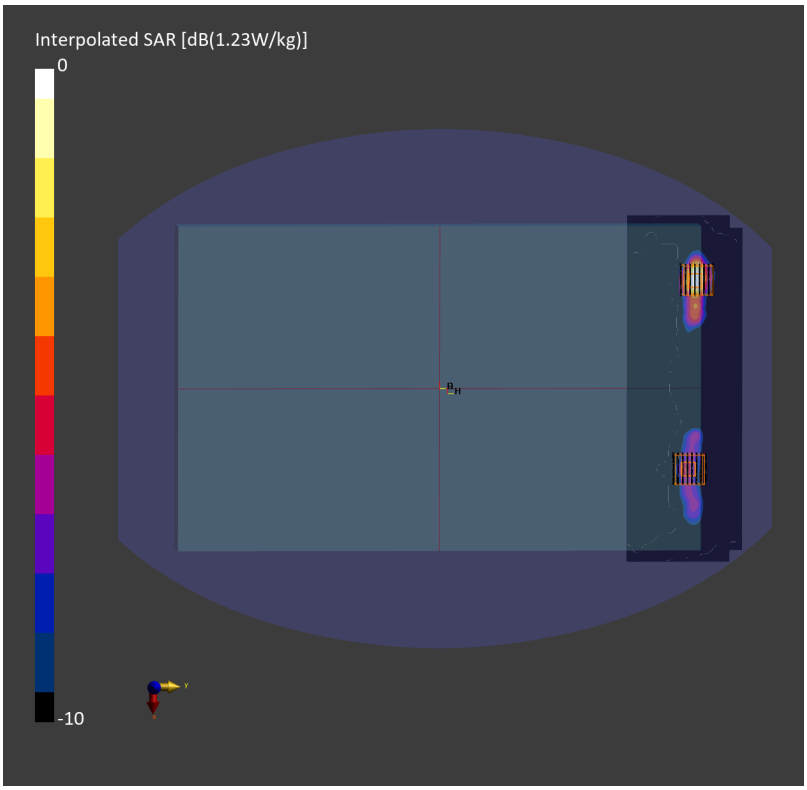
Interpolated SAR [dB(1.23W/kg)]
0
-10

#06_Bluetooth_1Mbps_Front Face _0mm_Ch0

Communication System: UID 10032 - CAA, IEEE 802.15.1 Bluetooth ; Frequency: 2402 MHz
Medium: HSL_2450_240529 Medium parameters used : f = 2402 MHz; σ = 1.725 S/m; ε_r = 39.635; ρ = 1000 kg/m^3
Ambient Temperature：23.4 ℃; Liquid Temperature：22.4 ℃

DASY5 Configuration:
- Probe: EX3DV4 - SN7590; ConvF(7.74, 7.6, 7.6) @ 2402 MHz; Calibrated: 2024/3/19
- Sensor-Surface: 1.4mm (Mechanical Surface Detection)
- Electronics: DAE4 Sn1776; Calibrated: 2024/2/13
- Phantom: ELI V4.0; Type: QD OVA 001 Bx; Serial: 1164
- Measurement SW: DASY52, Version 52.10 (4);SEMCAD X Version 14.6.14 (7501)

Area Scan (211x81x1): Interpolated grid: dx=1.200 mm, dy=1.200 mm
Maximum value of SAR (interpolated) = 0.0635 W/kg

Zoom Scan (7x7x7)/Cube 0: Measurement grid: dx=5mm, dy=5mm, dz=5mm
Reference Value = 6.286 V/m; Power Drift = 0.07 dB
Peak SAR (extrapolated) = 0.0800 W/kg
SAR(1 g) = 0.054 W/kg; SAR(10 g) = 0.039 W/kg
Smallest distance from peaks to all points 3 dB below: Larger than measurement grid (> 15 mm)
Ratio of SAR at M2 to SAR at M1 = 73.6%
Maximum value of SAR (measured) = 0.0692 W/kg

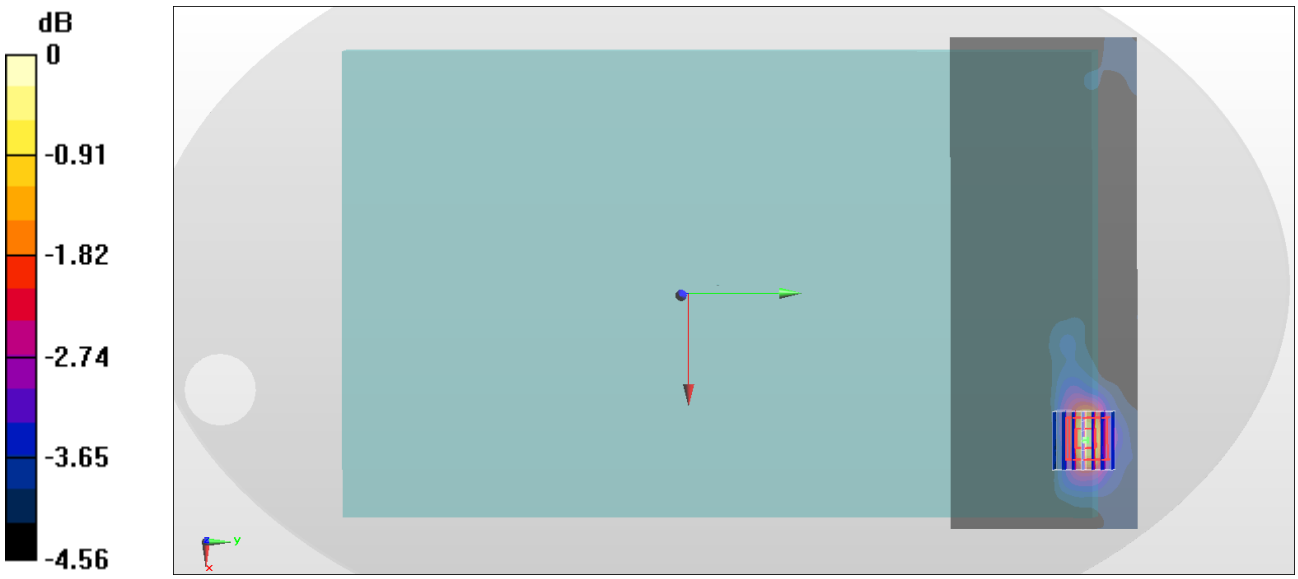

0 dB = 0.0692 W/kg = -11.60 dBW/kg

Date: 2024-07-05

#07_NFC_ASK_Front Face_0mm_13.56MHz

Communication System: CW; Frequency: 13.600 MHz
Medium: HSL_13_240705 Medium parameters used: f= 13.600 MHz; σ= 0.728 S/m; ε_r = 54.7
Ambient Temperature: 23.2°C; Liquid Temperature: 22.2°C

DASY8 Configuration:
- Probe: EX3DV4 - SN3931; ConvF(18.48, 18.48, 18.48); Calibrated: 2023-10-24
- Sensor-Surface: 1.4 mm
- Electronics: DAE4 Sn376; Calibrated: 2023-09-14
- Phantom: ELI V8.0 (20deg probe tilt); Serial: 2155; Section: Flat
- Measurement Software: 16.2.4.2524
- UID: CW, 0--

Area Scan (270.0 mm x 420.0 mm): Measurement Grid: 15.0 mm x 15.0 mm
SAR (1g) = 0.007 W/kg; SAR (10g) = 0.006 W/kg;
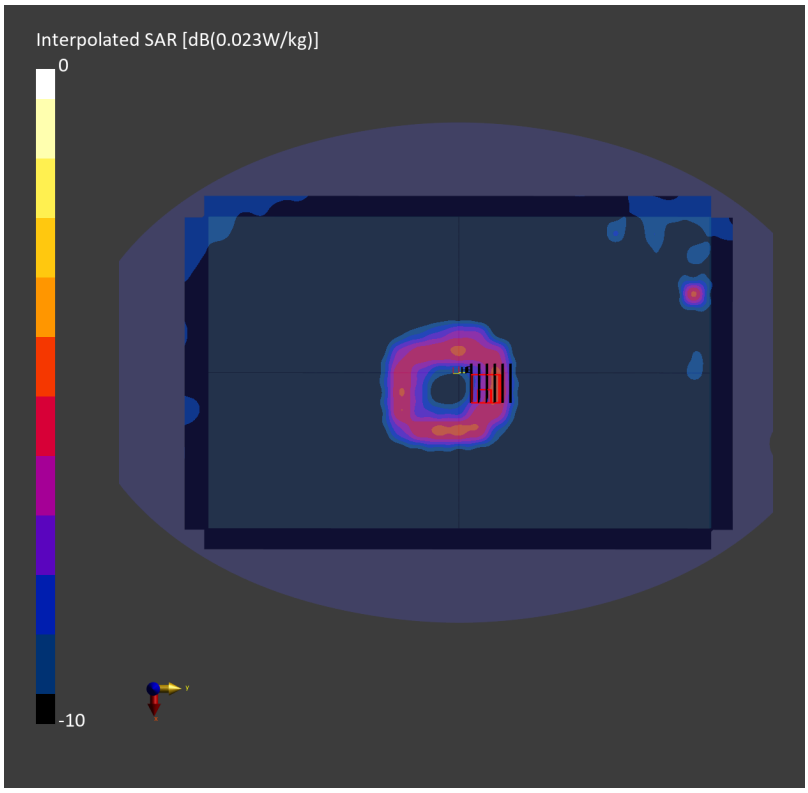
Zoom Scan (30.0 mm x 30.0 mm x 30.0 mm): Measurement Grid: 6.0 mm x 6.0 mm x 1.5 mm
Power Drift = -0.04 dB
SAR (1g) = 0.003 W/kg; SAR (8g) = 0.002 W/kg; SAR (10g) = 0.002 W/kg
Smallest distance from peaks to all points 3 dB below = 2.4 mm
Ratio of SAR at M2 to SAR at M1 = 75.8 %