EUT Mode	802.11ax HE80 484RU65

Plot on Channel 5985 MHz

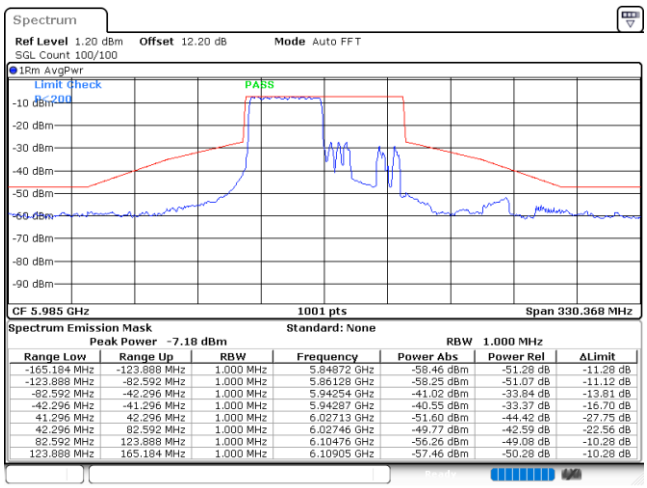

Spectrum Emission Mask Standard: None
Peak Power -7.18 dBm RBW 1.000 MHz

Range Low	Range Up	RBW	Frequency	Power Abs	Power Rel	ΔLimit
-165.184 MHz	-123.888 MHz	1.000 MHz	5.84872 GHz	-58.46 dBm	-51.28 dB	-11.28 dB
-123.888 MHz	-82.592 MHz	1.000 MHz	5.86128 GHz	-58.25 dBm	-51.07 dB	-11.12 dB
-82.592 MHz	-42.296 MHz	1.000 MHz	5.94254 GHz	-41.02 dBm	-33.84 dB	-13.81 dB
-42.296 MHz	-41.296 MHz	1.000 MHz	5.94287 GHz	-40.55 dBm	-33.37 dB	-16.70 dB
41.296 MHz	42.296 MHz	1.000 MHz	6.02713 GHz	-51.60 dBm	-44.42 dB	-27.75 dB
42.296 MHz	82.592 MHz	1.000 MHz	6.02746 GHz	-49.77 dBm	-42.59 dB	-22.56 dB
82.592 MHz	123.888 MHz	1.000 MHz	6.10476 GHz	-56.26 dBm	-49.08 dB	-10.28 dB
123.888 MHz	165.184 MHz	1.000 MHz	6.10905 GHz	-57.46 dBm	-50.28 dB	-10.28 dB

Date: 15.JUL.2024 11:48:42

Plot on Channel 6225 MHz

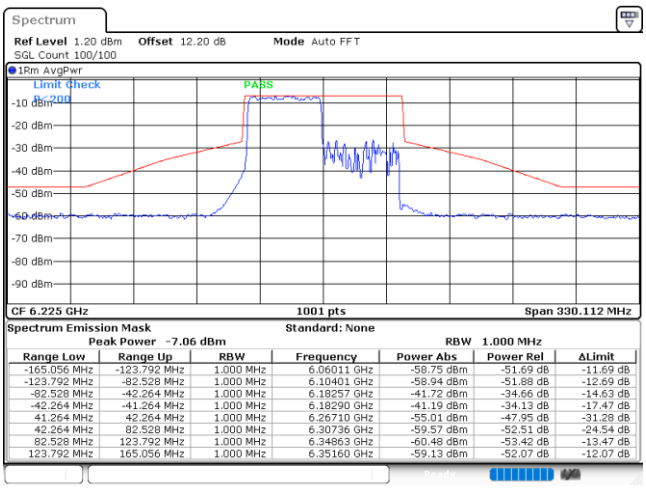

Spectrum Emission Mask Standard: None
Peak Power -7.06 dBm RBW 1.000 MHz

Range Low	Range Up	RBW	Frequency	Power Abs	Power Rel	ΔLimit
-165.056 MHz	-123.792 MHz	1.000 MHz	6.06011 GHz	-58.75 dBm	-51.69 dB	-11.69 dB
-123.792 MHz	-82.528 MHz	1.000 MHz	6.10401 GHz	-58.94 dBm	-51.88 dB	-12.69 dB
-82.528 MHz	-42.264 MHz	1.000 MHz	6.18257 GHz	-41.72 dBm	-34.66 dB	-14.63 dB
-42.264 MHz	-41.264 MHz	1.000 MHz	6.18290 GHz	-41.19 dBm	-34.13 dB	-17.47 dB
41.264 MHz	42.264 MHz	1.000 MHz	6.26710 GHz	-55.01 dBm	-47.95 dB	-31.28 dB
42.264 MHz	82.528 MHz	1.000 MHz	6.30736 GHz	-59.57 dBm	-52.51 dB	-24.54 dB
82.528 MHz	123.792 MHz	1.000 MHz	6.34863 GHz	-60.48 dBm	-53.42 dB	-13.47 dB
123.792 MHz	165.056 MHz	1.000 MHz	6.35160 GHz	-59.13 dBm	-52.07 dB	-12.07 dB

Date: 15.JUL.2024 11:49:48

Plot on Channel 6465 MHz

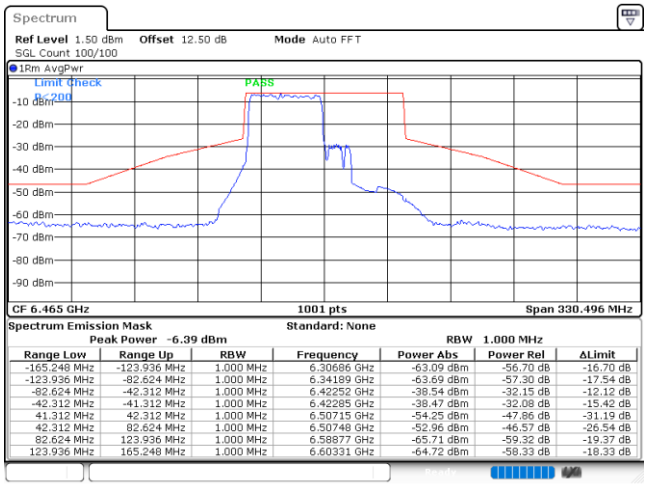

Spectrum Emission Mask Standard: None
Peak Power -6.39 dBm RBW 1.000 MHz

Range Low	Range Up	RBW	Frequency	Power Abs	Power Rel	ΔLimit
-165.248 MHz	-123.936 MHz	1.000 MHz	6.30686 GHz	-63.09 dBm	-56.70 dB	-16.70 dB
-123.936 MHz	-82.624 MHz	1.000 MHz	6.34189 GHz	-63.69 dBm	-57.30 dB	-17.54 dB
-82.624 MHz	-42.312 MHz	1.000 MHz	6.42252 GHz	-38.54 dBm	-32.15 dB	-12.12 dB
-42.312 MHz	-41.312 MHz	1.000 MHz	6.42285 GHz	-38.47 dBm	-32.08 dB	-15.42 dB
41.312 MHz	42.312 MHz	1.000 MHz	6.50715 GHz	-54.25 dBm	-47.86 dB	-31.19 dB
42.312 MHz	82.624 MHz	1.000 MHz	6.50748 GHz	-52.96 dBm	-46.57 dB	-26.54 dB
82.624 MHz	123.936 MHz	1.000 MHz	6.58877 GHz	-65.71 dBm	-59.32 dB	-19.37 dB
123.936 MHz	165.248 MHz	1.000 MHz	6.60331 GHz	-64.72 dBm	-58.33 dB	-18.33 dB

Date: 15.JUL.2024 14:08:35

Plot on Channel 6625 MHz

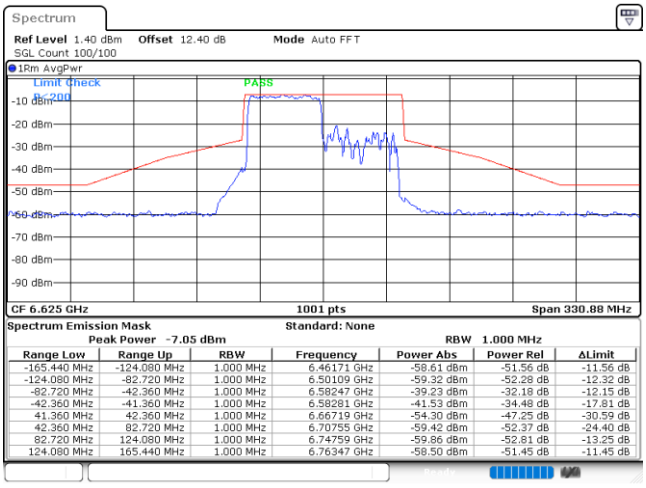

Spectrum Emission Mask Standard: None
Peak Power -7.05 dBm RBW 1.000 MHz

Range Low	Range Up	RBW	Frequency	Power Abs	Power Rel	ΔLimit
-165.440 MHz	-124.080 MHz	1.000 MHz	6.46171 GHz	-58.61 dBm	-51.56 dB	-11.56 dB
-124.080 MHz	-82.720 MHz	1.000 MHz	6.50109 GHz	-59.32 dBm	-52.28 dB	-12.32 dB
-82.720 MHz	-42.360 MHz	1.000 MHz	6.58247 GHz	-39.23 dBm	-32.18 dB	-12.15 dB
-42.360 MHz	-41.360 MHz	1.000 MHz	6.58281 GHz	-41.53 dBm	-34.48 dB	-17.81 dB
41.360 MHz	42.360 MHz	1.000 MHz	6.66719 GHz	-54.30 dBm	-47.25 dB	-30.59 dB
42.360 MHz	82.720 MHz	1.000 MHz	6.70755 GHz	-59.42 dBm	-52.37 dB	-24.40 dB
82.720 MHz	124.080 MHz	1.000 MHz	6.74759 GHz	-59.86 dBm	-52.81 dB	-13.25 dB
124.080 MHz	165.440 MHz	1.000 MHz	6.76347 GHz	-58.50 dBm	-51.45 dB	-11.45 dB

Date: 15.JUL.2024 11:50:42

Plot on Channel 6705 MHz

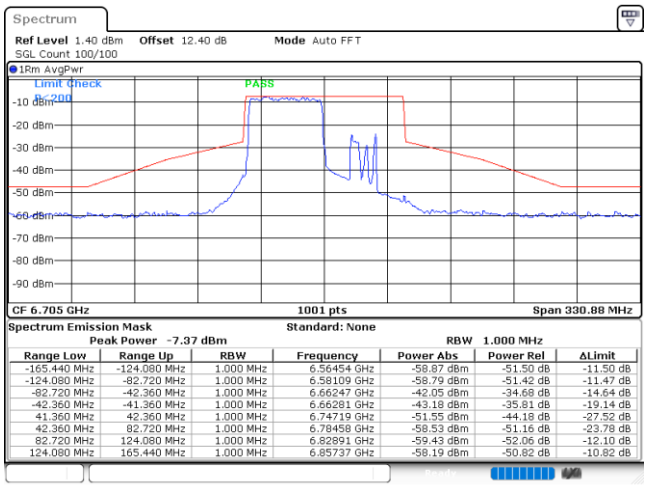

Spectrum Emission Mask Standard: None
Peak Power -7.37 dBm RBW 1.000 MHz

Range Low	Range Up	RBW	Frequency	Power Abs	Power Rel	ΔLimit
-165.440 MHz	-124.080 MHz	1.000 MHz	6.56454 GHz	-58.87 dBm	-51.50 dB	-11.50 dB
-124.080 MHz	-82.720 MHz	1.000 MHz	6.58109 GHz	-58.79 dBm	-51.42 dB	-11.47 dB
-82.720 MHz	-42.360 MHz	1.000 MHz	6.66247 GHz	-42.05 dBm	-34.68 dB	-14.64 dB
-42.360 MHz	-41.360 MHz	1.000 MHz	6.66281 GHz	-43.18 dBm	-35.81 dB	-19.14 dB
41.360 MHz	42.360 MHz	1.000 MHz	6.74719 GHz	-51.55 dBm	-44.18 dB	-27.52 dB
42.360 MHz	82.720 MHz	1.000 MHz	6.78458 GHz	-58.53 dBm	-51.16 dB	-23.78 dB
82.720 MHz	124.080 MHz	1.000 MHz	6.82891 GHz	-59.43 dBm	-52.06 dB	-12.10 dB
124.080 MHz	165.440 MHz	1.000 MHz	6.85737 GHz	-58.19 dBm	-50.82 dB	-10.82 dB

Date: 15.JUL.2024 11:51:44

Plot on Channel 6945 MHz

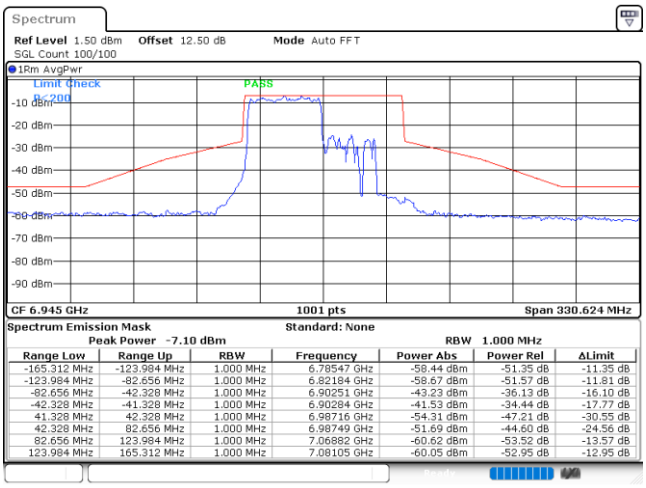

Spectrum Emission Mask Standard: None
Peak Power -7.10 dBm RBW 1.000 MHz

Range Low	Range Up	RBW	Frequency	Power Abs	Power Rel	ΔLimit
-165.312 MHz	-123.984 MHz	1.000 MHz	6.78547 GHz	-58.44 dBm	-51.35 dB	-11.35 dB
-123.984 MHz	-82.656 MHz	1.000 MHz	6.82184 GHz	-58.67 dBm	-51.57 dB	-11.81 dB
-82.656 MHz	-42.328 MHz	1.000 MHz	6.90251 GHz	-43.23 dBm	-36.13 dB	-16.10 dB
-42.328 MHz	-41.328 MHz	1.000 MHz	6.90284 GHz	-41.53 dBm	-34.44 dB	-17.77 dB
41.328 MHz	42.328 MHz	1.000 MHz	6.98716 GHz	-54.31 dBm	-47.21 dB	-30.55 dB
42.328 MHz	82.656 MHz	1.000 MHz	6.98749 GHz	-51.69 dBm	-44.60 dB	-24.56 dB
82.656 MHz	123.984 MHz	1.000 MHz	7.06882 GHz	-60.62 dBm	-53.52 dB	-13.57 dB
123.984 MHz	165.312 MHz	1.000 MHz	7.08105 GHz	-60.05 dBm	-52.95 dB	-12.95 dB

Date: 15.JUL.2024 11:53:13

EUT Mode	802.11ax HE80 484RU66

Plot on Channel 6385 MHz

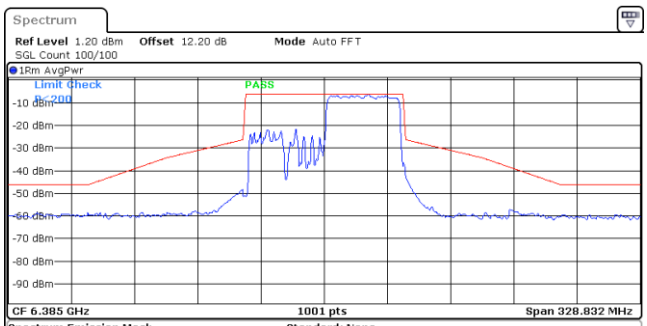

Spectrum Emission Mask Standard: None
Peak Power -6.30 dBm RBW 1.000 MHz

Range Low	Range Up	RBW	Frequency	Power Abs	Power Rel	ΔLimit
-164.416 MHz	-123.312 MHz	1.000 MHz	6.23555 GHz	-58.65 dBm	-52.35 dB	-12.35 dB
-123.312 MHz	-82.208 MHz	1.000 MHz	6.26185 GHz	-58.52 dBm	-52.22 dB	-12.27 dB
-82.208 MHz	-42.104 MHz	1.000 MHz	6.34273 GHz	-48.39 dBm	-42.09 dB	-22.06 dB
-42.104 MHz	-41.104 MHz	1.000 MHz	6.34306 GHz	-51.49 dBm	-45.19 dB	-28.52 dB
41.104 MHz	42.104 MHz	1.000 MHz	6.42694 GHz	-38.35 dBm	-32.05 dB	-15.39 dB
42.104 MHz	82.208 MHz	1.000 MHz	6.42727 GHz	-42.15 dBm	-35.85 dB	-15.82 dB
82.208 MHz	123.312 MHz	1.000 MHz	6.50782 GHz	-60.13 dBm	-53.83 dB	-13.97 dB
123.312 MHz	164.416 MHz	1.000 MHz	6.50979 GHz	-59.45 dBm	-53.15 dB	-13.15 dB

Date: 15.JUL.2024 11:54:19

Plot on Channel 6865 MHz

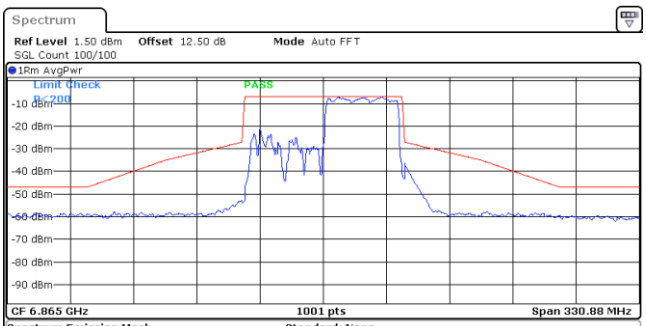

Spectrum Emission Mask Standard: None
Peak Power -7.07 dBm RBW 1.000 MHz

Range Low	Range Up	RBW	Frequency	Power Abs	Power Rel	ΔLimit
-165.440 MHz	-124.080 MHz	1.000 MHz	6.71395 GHz	-58.42 dBm	-51.35 dB	-11.35 dB
-124.080 MHz	-82.720 MHz	1.000 MHz	6.74109 GHz	-58.96 dBm	-51.89 dB	-11.94 dB
-82.720 MHz	-42.360 MHz	1.000 MHz	6.78443 GHz	-58.13 dBm	-51.06 dB	-23.49 dB
-42.360 MHz	-41.360 MHz	1.000 MHz	6.82281 GHz	-53.95 dBm	-46.88 dB	-30.21 dB
41.360 MHz	42.360 MHz	1.000 MHz	6.90719 GHz	-43.36 dBm	-36.30 dB	-19.63 dB
42.360 MHz	82.720 MHz	1.000 MHz	6.90753 GHz	-36.35 dBm	-29.28 dB	-9.25 dB
82.720 MHz	124.080 MHz	1.000 MHz	6.98891 GHz	-59.43 dBm	-52.37 dB	-12.41 dB
124.080 MHz	165.440 MHz	1.000 MHz	7.00844 GHz	-59.56 dBm	-52.49 dB	-12.49 dB

Date: 15.JUL.2024 11:55:37

Plot on Channel 7025 MHz

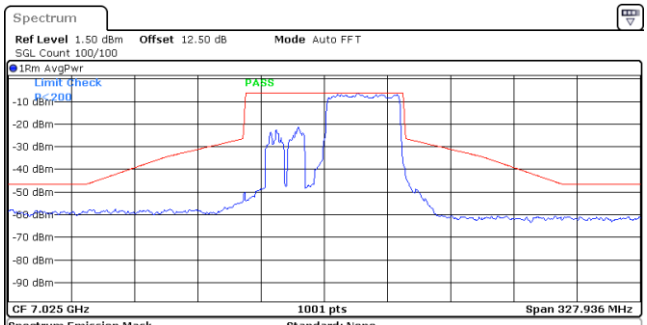

Spectrum Emission Mask Standard: None
Peak Power -6.42 dBm RBW 1.000 MHz

Range Low	Range Up	RBW	Frequency	Power Abs	Power Rel	ΔLimit
-163.968 MHz	-122.976 MHz	1.000 MHz	6.86251 GHz	-57.86 dBm	-51.44 dB	-11.44 dB
-122.976 MHz	-81.984 MHz	1.000 MHz	6.90284 GHz	-58.08 dBm	-51.66 dB	-11.90 dB
-81.984 MHz	-41.992 MHz	1.000 MHz	6.94482 GHz	-57.59 dBm	-51.17 dB	-23.53 dB
-41.992 MHz	-40.992 MHz	1.000 MHz	6.98317 GHz	-50.77 dBm	-44.36 dB	-27.69 dB
40.992 MHz	41.992 MHz	1.000 MHz	7.06683 GHz	-39.46 dBm	-33.04 dB	-16.37 dB
41.992 MHz	81.984 MHz	1.000 MHz	7.06716 GHz	-42.92 dBm	-36.50 dB	-16.47 dB
81.984 MHz	122.976 MHz	1.000 MHz	7.14781 GHz	-61.17 dBm	-54.75 dB	-14.80 dB
122.976 MHz	163.968 MHz	1.000 MHz	7.15175 GHz	-60.93 dBm	-54.51 dB	-14.51 dB

Date: 15.JUL.2024 11:56:32

MIMO <Ant. 1+2(1)>

EUT Mode	802.11ax HE160 Full RU

Plot on Channel 6025 MHz

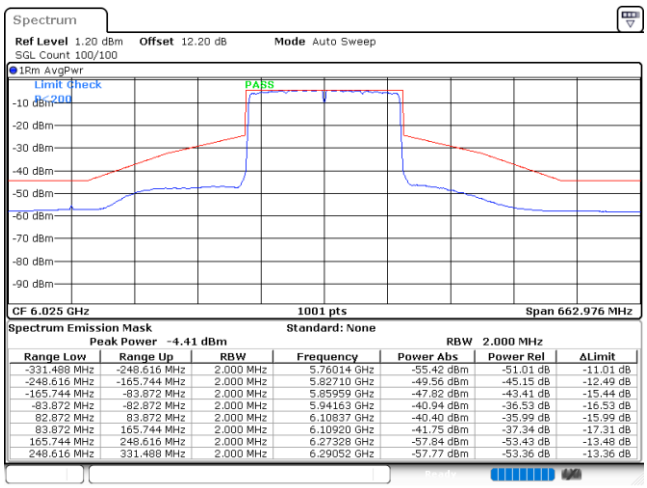

Spectrum Emission Mask Standard: None
Peak Power -4.41 dBm RBW 2.000 MHz

Range Low	Range Up	RBW	Frequency	Power Abs	Power Rel	ΔLimit
-331.488 MHz	-248.616 MHz	2.000 MHz	5.76014 GHz	-55.42 dBm	-51.01 dB	-11.01 dB
-248.616 MHz	-165.744 MHz	2.000 MHz	5.82710 GHz	-49.56 dBm	-45.15 dB	-12.49 dB
-165.744 MHz	-83.872 MHz	2.000 MHz	5.85959 GHz	-47.82 dBm	-43.41 dB	-15.44 dB
-83.872 MHz	-82.872 MHz	2.000 MHz	5.94163 GHz	-40.94 dBm	-36.53 dB	-16.53 dB
82.872 MHz	83.872 MHz	2.000 MHz	6.10837 GHz	-40.40 dBm	-35.99 dB	-15.99 dB
83.872 MHz	165.744 MHz	2.000 MHz	6.10920 GHz	-41.75 dBm	-37.34 dB	-17.31 dB
165.744 MHz	248.616 MHz	2.000 MHz	6.27328 GHz	-57.84 dBm	-53.43 dB	-13.48 dB
248.616 MHz	331.488 MHz	2.000 MHz	6.29052 GHz	-57.77 dBm	-53.36 dB	-13.36 dB

Date: 15.JUL.2024 10:18:44

Plot on Channel 6185 MHz

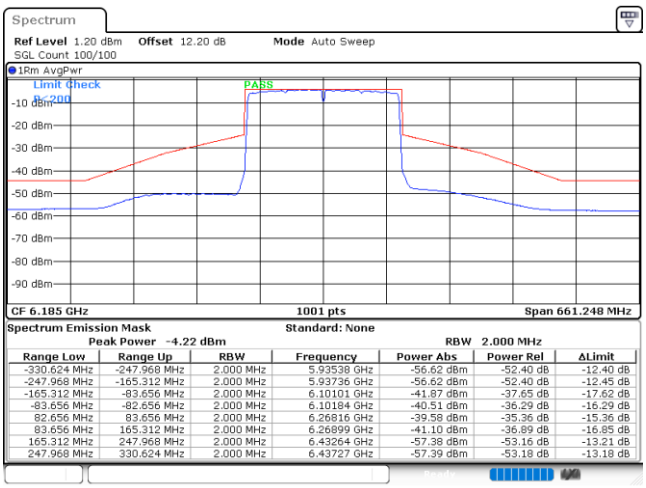

Spectrum Emission Mask Standard: None
Peak Power -4.22 dBm RBW 2.000 MHz

Range Low	Range Up	RBW	Frequency	Power Abs	Power Rel	ΔLimit
-330.624 MHz	-247.968 MHz	2.000 MHz	5.93538 GHz	-56.62 dBm	-52.40 dB	-12.40 dB
-247.968 MHz	-165.312 MHz	2.000 MHz	5.93736 GHz	-56.62 dBm	-52.40 dB	-12.45 dB
-165.312 MHz	-83.656 MHz	2.000 MHz	6.10101 GHz	-41.87 dBm	-37.65 dB	-17.62 dB
-83.656 MHz	-82.656 MHz	2.000 MHz	6.10184 GHz	-40.51 dBm	-36.29 dB	-16.29 dB
82.656 MHz	83.656 MHz	2.000 MHz	6.26816 GHz	-39.58 dBm	-35.36 dB	-15.36 dB
83.656 MHz	165.312 MHz	2.000 MHz	6.26899 GHz	-41.10 dBm	-36.89 dB	-16.85 dB
165.312 MHz	247.968 MHz	2.000 MHz	6.43264 GHz	-57.38 dBm	-53.16 dB	-13.21 dB
247.968 MHz	330.624 MHz	2.000 MHz	6.43727 GHz	-57.39 dBm	-53.18 dB	-13.18 dB

Date: 15.JUL.2024 10:37:40

Plot on Channel 6345 MHz

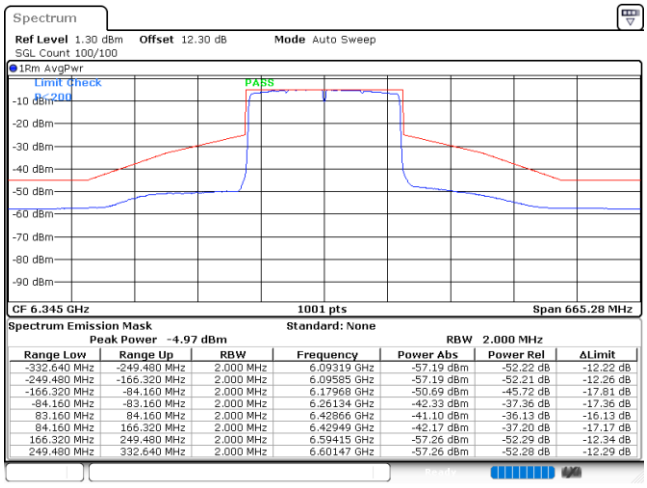

Spectrum Emission Mask Standard: None
Peak Power -4.97 dBm RBW 2.000 MHz

Range Low	Range Up	RBW	Frequency	Power Abs	Power Rel	ΔLimit
-332.640 MHz	-249.480 MHz	2.000 MHz	6.09319 GHz	-57.19 dBm	-52.22 dB	-12.22 dB
-249.480 MHz	-166.320 MHz	2.000 MHz	6.09585 GHz	-57.19 dBm	-52.21 dB	-12.26 dB
-166.320 MHz	-84.160 MHz	2.000 MHz	6.17968 GHz	-50.69 dBm	-45.72 dB	-17.81 dB
-84.160 MHz	-83.160 MHz	2.000 MHz	6.26134 GHz	-42.33 dBm	-37.36 dB	-17.36 dB
83.160 MHz	84.160 MHz	2.000 MHz	6.42866 GHz	-41.10 dBm	-36.13 dB	-16.13 dB
84.160 MHz	166.320 MHz	2.000 MHz	6.42949 GHz	-42.17 dBm	-37.20 dB	-17.17 dB
166.320 MHz	249.480 MHz	2.000 MHz	6.59415 GHz	-57.26 dBm	-52.29 dB	-12.34 dB
249.480 MHz	332.640 MHz	2.000 MHz	6.60147 GHz	-57.26 dBm	-52.28 dB	-12.29 dB

Date: 15.JUL.2024 10:38:39

Plot on Channel 6505 MHz

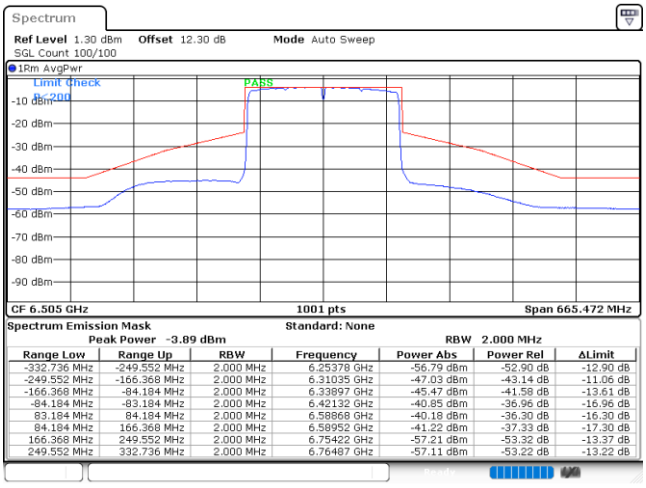

Spectrum Emission Mask Standard: None
Peak Power -3.89 dBm RBW 2.000 MHz

Range Low	Range Up	RBW	Frequency	Power Abs	Power Rel	ΔLimit
-332.736 MHz	-249.552 MHz	2.000 MHz	6.25378 GHz	-56.79 dBm	-52.90 dB	-12.90 dB
-249.552 MHz	-166.368 MHz	2.000 MHz	6.31035 GHz	-47.03 dBm	-43.14 dB	-11.06 dB
-166.368 MHz	-84.184 MHz	2.000 MHz	6.33897 GHz	-45.47 dBm	-41.58 dB	-13.61 dB
-84.184 MHz	-83.184 MHz	2.000 MHz	6.42132 GHz	-40.85 dBm	-36.96 dB	-16.96 dB
83.184 MHz	84.184 MHz	2.000 MHz	6.58868 GHz	-40.18 dBm	-36.30 dB	-16.30 dB
84.184 MHz	166.368 MHz	2.000 MHz	6.58952 GHz	-41.22 dBm	-37.33 dB	-17.30 dB
166.368 MHz	249.552 MHz	2.000 MHz	6.75422 GHz	-57.21 dBm	-53.32 dB	-13.37 dB
249.552 MHz	332.736 MHz	2.000 MHz	6.76487 GHz	-57.11 dBm	-53.22 dB	-13.22 dB

Date: 15.JUL.2024 10:40:09

Plot on Channel 6665 MHz

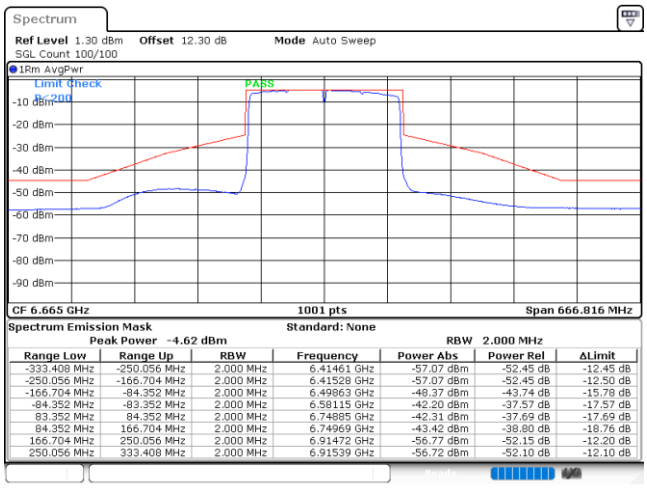

Spectrum Emission Mask Standard: None
Peak Power -4.62 dBm RBW 2.000 MHz

Range Low	Range Up	RBW	Frequency	Power Abs	Power Rel	ΔLimit
-333.408 MHz	-250.056 MHz	2.000 MHz	6.41461 GHz	-57.07 dBm	-52.45 dB	-12.45 dB
-250.056 MHz	-166.704 MHz	2.000 MHz	6.41528 GHz	-57.07 dBm	-52.45 dB	-12.50 dB
-166.704 MHz	-84.352 MHz	2.000 MHz	6.49863 GHz	-48.37 dBm	-43.74 dB	-15.78 dB
-84.352 MHz	-83.352 MHz	2.000 MHz	6.58115 GHz	-42.20 dBm	-37.57 dB	-17.57 dB
83.352 MHz	84.352 MHz	2.000 MHz	6.74885 GHz	-42.31 dBm	-37.69 dB	-17.69 dB
84.352 MHz	166.704 MHz	2.000 MHz	6.74969 GHz	-43.42 dBm	-38.80 dB	-18.76 dB
166.704 MHz	250.056 MHz	2.000 MHz	6.91472 GHz	-56.77 dBm	-52.15 dB	-12.20 dB
250.056 MHz	333.408 MHz	2.000 MHz	6.91539 GHz	-56.72 dBm	-52.10 dB	-12.10 dB

Date: 15.JUL.2024 10:41:06

Plot on Channel 6825 MHz

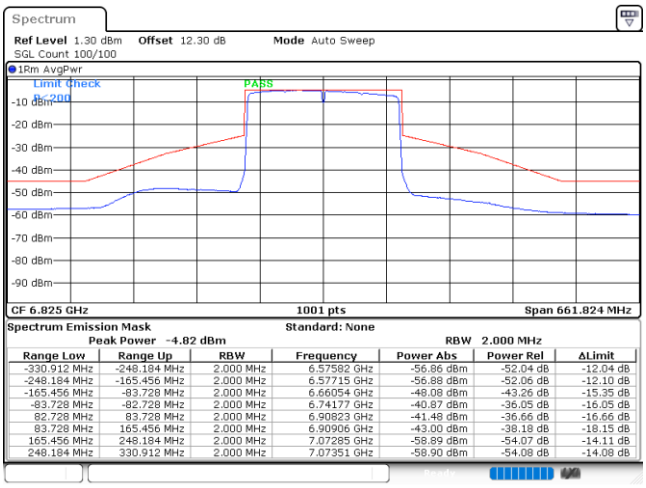

Spectrum Emission Mask Standard: None
Peak Power -4.82 dBm RBW 2.000 MHz

Range Low	Range Up	RBW	Frequency	Power Abs	Power Rel	ΔLimit
-330.912 MHz	-248.184 MHz	2.000 MHz	6.57582 GHz	-56.86 dBm	-52.04 dB	-12.04 dB
-248.184 MHz	-165.456 MHz	2.000 MHz	6.57715 GHz	-56.88 dBm	-52.06 dB	-12.10 dB
-165.456 MHz	-83.728 MHz	2.000 MHz	6.66054 GHz	-48.08 dBm	-43.26 dB	-15.35 dB
-83.728 MHz	-82.728 MHz	2.000 MHz	6.74177 GHz	-40.87 dBm	-36.05 dB	-16.05 dB
82.728 MHz	83.728 MHz	2.000 MHz	6.90823 GHz	-41.48 dBm	-36.66 dB	-16.66 dB
83.728 MHz	165.456 MHz	2.000 MHz	6.90906 GHz	-43.00 dBm	-38.18 dB	-18.15 dB
165.456 MHz	248.184 MHz	2.000 MHz	7.07285 GHz	-58.89 dBm	-54.07 dB	-14.11 dB
248.184 MHz	330.912 MHz	2.000 MHz	7.07351 GHz	-58.90 dBm	-54.08 dB	-14.08 dB

Date: 15.JUL.2024 10:41:57

Plot on Channel 6985 MHz

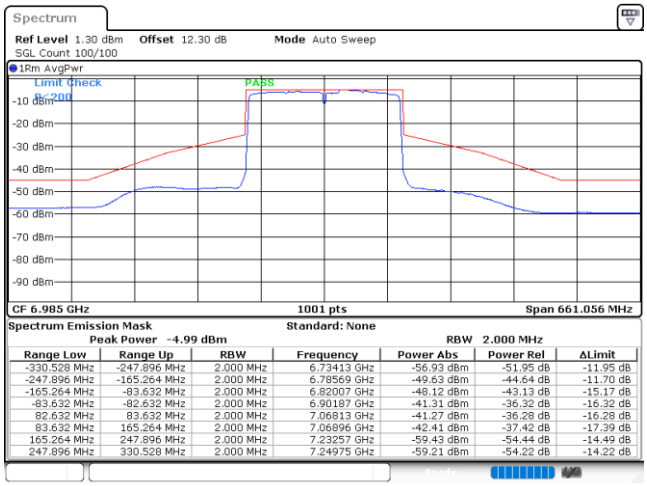

Spectrum Emission Mask Standard: None
Peak Power -4.99 dBm RBW 2.000 MHz

Range Low	Range Up	RBW	Frequency	Power Abs	Power Rel	ΔLimit
-330.528 MHz	-247.896 MHz	2.000 MHz	6.73413 GHz	-56.93 dBm	-51.95 dB	-11.95 dB
-247.896 MHz	-165.264 MHz	2.000 MHz	6.78569 GHz	-49.63 dBm	-44.64 dB	-11.70 dB
-165.264 MHz	-83.632 MHz	2.000 MHz	6.82007 GHz	-48.12 dBm	-43.13 dB	-15.17 dB
-83.632 MHz	-82.632 MHz	2.000 MHz	6.90187 GHz	-41.31 dBm	-36.32 dB	-16.32 dB
82.632 MHz	83.632 MHz	2.000 MHz	7.06813 GHz	-41.27 dBm	-36.28 dB	-16.28 dB
83.632 MHz	165.264 MHz	2.000 MHz	7.06896 GHz	-42.41 dBm	-37.42 dB	-17.39 dB
165.264 MHz	247.896 MHz	2.000 MHz	7.23257 GHz	-59.43 dBm	-54.44 dB	-14.49 dB
247.896 MHz	330.528 MHz	2.000 MHz	7.24975 GHz	-59.21 dBm	-54.22 dB	-14.22 dB

Date: 15.JUL.2024 10:42:46

EUT Mode	802.11ax HE160 996RU67

Plot on Channel 6025 MHz

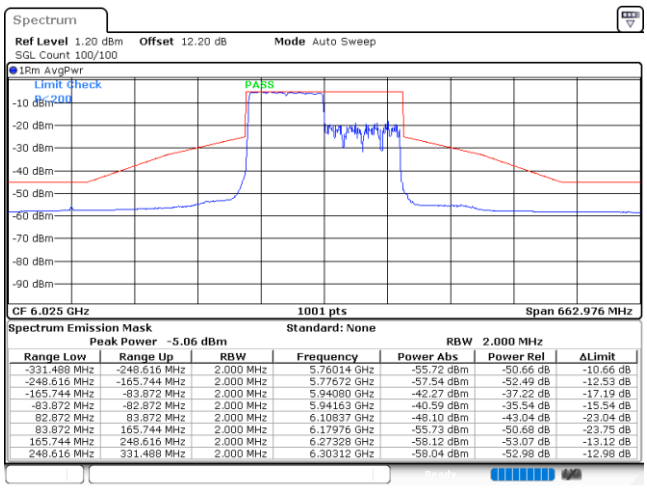

Spectrum Emission Mask Standard: None
Peak Power -5.06 dBm RBW 2.000 MHz

Range Low	Range Up	RBW	Frequency	Power Abs	Power Rel	ΔLimit
-331.488 MHz	-248.616 MHz	2.000 MHz	5.76014 GHz	-55.72 dBm	-50.66 dB	-10.66 dB
-248.616 MHz	-165.744 MHz	2.000 MHz	5.77672 GHz	-57.54 dBm	-52.49 dB	-12.53 dB
-165.744 MHz	-83.872 MHz	2.000 MHz	5.94080 GHz	-42.27 dBm	-37.22 dB	-17.19 dB
-83.872 MHz	-82.872 MHz	2.000 MHz	5.94163 GHz	-40.59 dBm	-35.54 dB	-15.54 dB
82.872 MHz	83.872 MHz	2.000 MHz	6.10837 GHz	-48.10 dBm	-43.04 dB	-23.04 dB
83.872 MHz	165.744 MHz	2.000 MHz	6.17976 GHz	-55.73 dBm	-50.68 dB	-23.75 dB
165.744 MHz	248.616 MHz	2.000 MHz	6.27328 GHz	-58.12 dBm	-53.07 dB	-13.12 dB
248.616 MHz	331.488 MHz	2.000 MHz	6.30312 GHz	-58.04 dBm	-52.98 dB	-12.98 dB

Date: 15.JUL.2024 10:03:04

Plot on Channel 6185 MHz

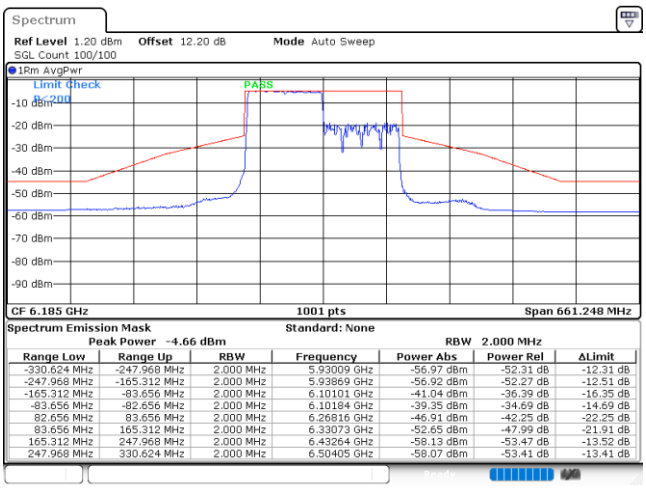

Spectrum Emission Mask Standard: None
Peak Power -4.66 dBm RBW 2.000 MHz

Range Low	Range Up	RBW	Frequency	Power Abs	Power Rel	ΔLimit
-330.624 MHz	-247.968 MHz	2.000 MHz	5.93009 GHz	-56.97 dBm	-52.31 dB	-12.31 dB
-247.968 MHz	-165.312 MHz	2.000 MHz	5.93869 GHz	-56.92 dBm	-52.27 dB	-12.51 dB
-165.312 MHz	-83.656 MHz	2.000 MHz	6.10101 GHz	-41.04 dBm	-36.39 dB	-16.35 dB
-83.656 MHz	-82.656 MHz	2.000 MHz	6.10184 GHz	-39.35 dBm	-34.69 dB	-14.69 dB
82.656 MHz	83.656 MHz	2.000 MHz	6.26816 GHz	-46.91 dBm	-42.25 dB	-22.25 dB
83.656 MHz	165.312 MHz	2.000 MHz	6.33073 GHz	-52.65 dBm	-47.99 dB	-21.91 dB
165.312 MHz	247.968 MHz	2.000 MHz	6.43264 GHz	-58.13 dBm	-53.47 dB	-13.52 dB
247.968 MHz	330.624 MHz	2.000 MHz	6.50405 GHz	-58.07 dBm	-53.41 dB	-13.41 dB

Date: 15.JUL.2024 10:04:17

Plot on Channel 6505 MHz

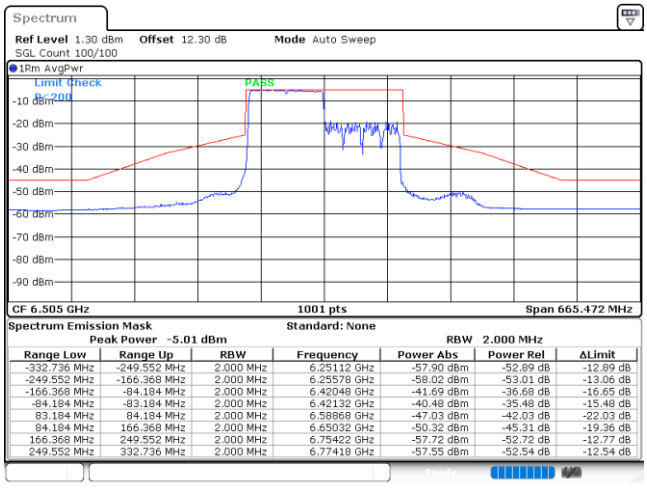

Spectrum Emission Mask Standard: None
Peak Power -5.01 dBm RBW 2.000 MHz

Range Low	Range Up	RBW	Frequency	Power Abs	Power Rel	ΔLimit
-332.736 MHz	-249.552 MHz	2.000 MHz	6.25112 GHz	-57.90 dBm	-52.89 dB	-12.89 dB
-249.552 MHz	-166.368 MHz	2.000 MHz	6.25578 GHz	-58.02 dBm	-53.01 dB	-13.06 dB
-166.368 MHz	-84.184 MHz	2.000 MHz	6.42048 GHz	-41.69 dBm	-36.68 dB	-16.65 dB
-84.184 MHz	-83.184 MHz	2.000 MHz	6.42132 GHz	-40.48 dBm	-35.48 dB	-15.48 dB
83.184 MHz	84.184 MHz	2.000 MHz	6.58868 GHz	-47.03 dBm	-42.03 dB	-22.03 dB
84.184 MHz	166.368 MHz	2.000 MHz	6.65032 GHz	-50.32 dBm	-45.31 dB	-19.36 dB
166.368 MHz	249.552 MHz	2.000 MHz	6.75422 GHz	-57.72 dBm	-52.72 dB	-12.77 dB
249.552 MHz	332.736 MHz	2.000 MHz	6.77418 GHz	-57.55 dBm	-52.54 dB	-12.54 dB

Date: 15.JUL.2024 10:05:43

Plot on Channel 6665 MHz

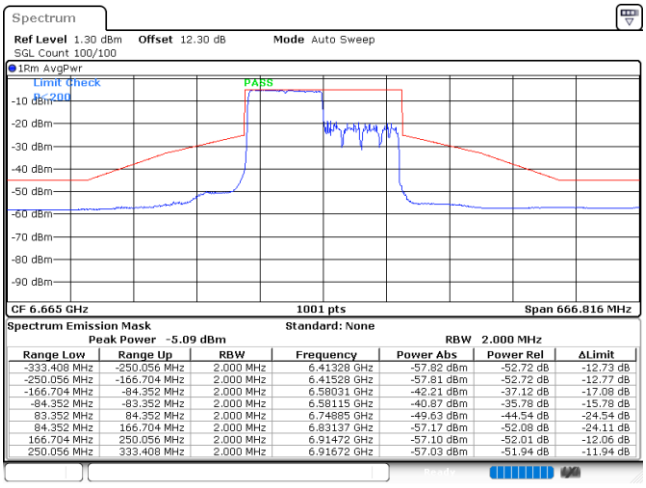

Spectrum Emission Mask Standard: None
Peak Power -5.09 dBm RBW 2.000 MHz

Range Low	Range Up	RBW	Frequency	Power Abs	Power Rel	ΔLimit
-333.408 MHz	-250.056 MHz	2.000 MHz	6.41328 GHz	-57.82 dBm	-52.72 dB	-12.73 dB
-250.056 MHz	-166.704 MHz	2.000 MHz	6.41528 GHz	-57.81 dBm	-52.72 dB	-12.77 dB
-166.704 MHz	-84.352 MHz	2.000 MHz	6.58031 GHz	-42.21 dBm	-37.12 dB	-17.08 dB
-84.352 MHz	-83.352 MHz	2.000 MHz	6.58115 GHz	-40.87 dBm	-35.78 dB	-15.78 dB
83.352 MHz	84.352 MHz	2.000 MHz	6.74885 GHz	-49.63 dBm	-44.54 dB	-24.54 dB
84.352 MHz	166.704 MHz	2.000 MHz	6.83137 GHz	-57.17 dBm	-52.08 dB	-24.11 dB
166.704 MHz	250.056 MHz	2.000 MHz	6.91472 GHz	-57.10 dBm	-52.01 dB	-12.06 dB
250.056 MHz	333.408 MHz	2.000 MHz	6.91672 GHz	-57.03 dBm	-51.94 dB	-11.94 dB

Date: 15.JUL.2024 10:06:42

Plot on Channel 6825 MHz

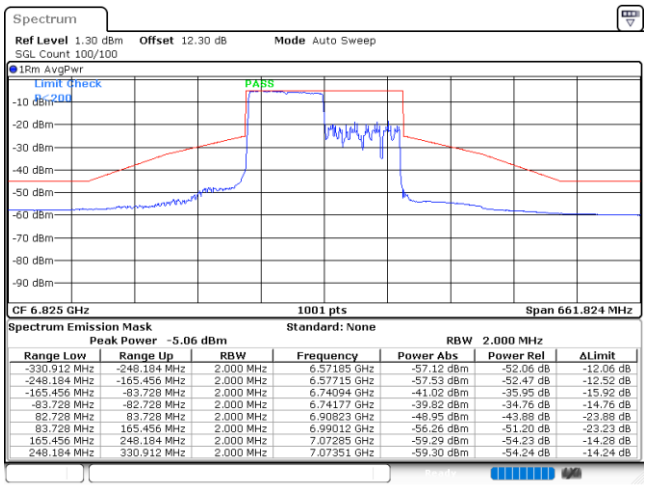

Spectrum Emission Mask Standard: None

Peak Power -5.06 dBm RBW 2.000 MHz

Range Low	Range Up	RBW	Frequency	Power Abs	Power Rel	ΔLimit
-330.912 MHz	-248.184 MHz	2.000 MHz	6.57185 GHz	-57.12 dBm	-52.06 dB	-12.06 dB
-248.184 MHz	-165.456 MHz	2.000 MHz	6.57715 GHz	-57.53 dBm	-52.47 dB	-12.52 dB
-165.456 MHz	-83.728 MHz	2.000 MHz	6.74094 GHz	-41.02 dBm	-35.95 dB	-15.92 dB
-83.728 MHz	-82.728 MHz	2.000 MHz	6.74177 GHz	-39.82 dBm	-34.76 dB	-14.76 dB
82.728 MHz	83.728 MHz	2.000 MHz	6.90823 GHz	-48.95 dBm	-43.88 dB	-23.88 dB
83.728 MHz	165.456 MHz	2.000 MHz	6.99012 GHz	-56.26 dBm	-51.20 dB	-23.23 dB
165.456 MHz	248.184 MHz	2.000 MHz	7.07285 GHz	-59.29 dBm	-54.23 dB	-14.28 dB
248.184 MHz	330.912 MHz	2.000 MHz	7.07351 GHz	-59.30 dBm	-54.24 dB	-14.24 dB

Date: 15.JUL.2024 10:08:18

Plot on Channel 6985 MHz

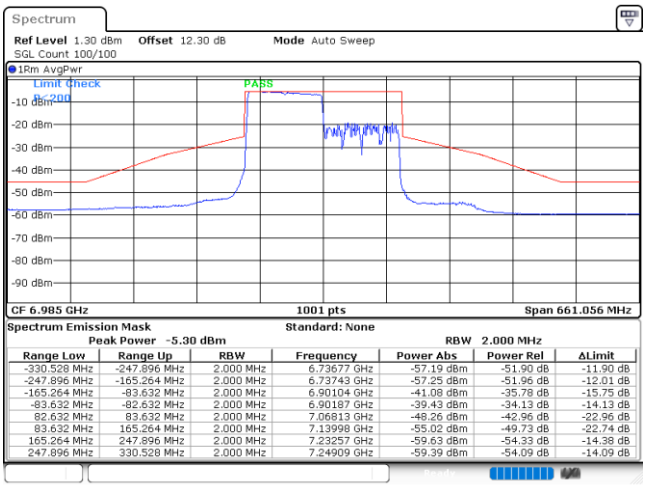

Spectrum Emission Mask Standard: None

Peak Power -5.30 dBm RBW 2.000 MHz

Range Low	Range Up	RBW	Frequency	Power Abs	Power Rel	ΔLimit
-330.528 MHz	-247.896 MHz	2.000 MHz	6.73677 GHz	-57.19 dBm	-51.90 dB	-11.90 dB
-247.896 MHz	-165.264 MHz	2.000 MHz	6.73743 GHz	-57.25 dBm	-51.96 dB	-12.01 dB
-165.264 MHz	-83.632 MHz	2.000 MHz	6.90104 GHz	-41.08 dBm	-35.78 dB	-15.75 dB
-83.632 MHz	-82.632 MHz	2.000 MHz	6.90187 GHz	-39.43 dBm	-34.13 dB	-14.13 dB
82.632 MHz	83.632 MHz	2.000 MHz	7.06813 GHz	-48.26 dBm	-42.96 dB	-22.96 dB
83.632 MHz	165.264 MHz	2.000 MHz	7.13998 GHz	-55.02 dBm	-49.73 dB	-22.74 dB
165.264 MHz	247.896 MHz	2.000 MHz	7.23257 GHz	-59.63 dBm	-54.33 dB	-14.38 dB
247.896 MHz	330.528 MHz	2.000 MHz	7.24909 GHz	-59.39 dBm	-54.09 dB	-14.09 dB

Date: 15.JUL.2024 10:09:21

EUT Mode	802.11ax HE160 996RUS67

Plot on Channel 6345 MHz

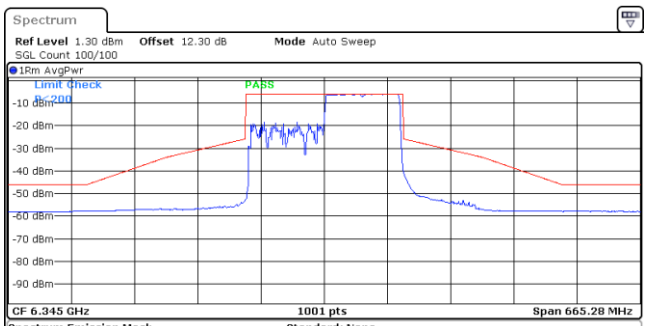

Spectrum Emission Mask Standard: None
Peak Power -5.97 dBm RBW 2.000 MHz

Range Low	Range Up	RBW	Frequency	Power Abs	Power Rel	ΔLimit
-332.640 MHz	-249.480 MHz	2.000 MHz	6.09452 GHz	-57.66 dBm	-51.69 dB	-11.69 dB
-249.480 MHz	-166.320 MHz	2.000 MHz	6.09585 GHz	-57.70 dBm	-51.73 dB	-11.78 dB
-166.320 MHz	-84.160 MHz	2.000 MHz	6.17901 GHz	-57.07 dBm	-51.10 dB	-23.14 dB
-84.160 MHz	-83.160 MHz	2.000 MHz	6.26134 GHz	-52.75 dBm	-46.78 dB	-26.78 dB
83.160 MHz	84.160 MHz	2.000 MHz	6.42866 GHz	-40.16 dBm	-34.20 dB	-14.20 dB
84.160 MHz	166.320 MHz	2.000 MHz	6.42949 GHz	-41.39 dBm	-35.42 dB	-15.39 dB
166.320 MHz	249.480 MHz	2.000 MHz	6.59415 GHz	-57.87 dBm	-51.90 dB	-11.95 dB
249.480 MHz	332.640 MHz	2.000 MHz	6.61677 GHz	-57.74 dBm	-51.78 dB	-11.78 dB

Date: 15.JUL.2024 10:11:07

Plot on Channel 6505 MHz

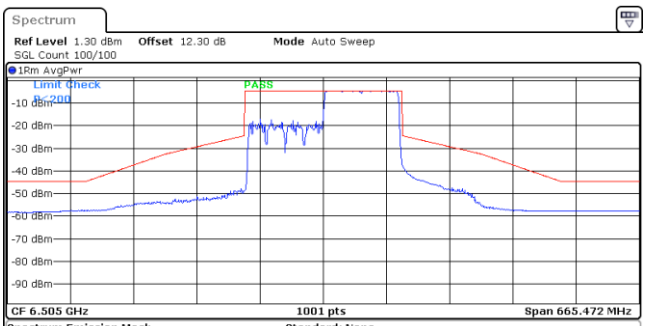

Spectrum Emission Mask Standard: None
Peak Power -4.56 dBm RBW 2.000 MHz

Range Low	Range Up	RBW	Frequency	Power Abs	Power Rel	ΔLimit
-332.736 MHz	-249.552 MHz	2.000 MHz	6.25179 GHz	-57.38 dBm	-52.82 dB	-12.82 dB
-249.552 MHz	-166.368 MHz	2.000 MHz	6.25578 GHz	-57.55 dBm	-52.99 dB	-13.04 dB
-166.368 MHz	-84.184 MHz	2.000 MHz	6.34966 GHz	-52.57 dBm	-48.02 dB	-21.09 dB
-84.184 MHz	-83.184 MHz	2.000 MHz	6.42132 GHz	-48.77 dBm	-44.22 dB	-24.22 dB
83.184 MHz	84.184 MHz	2.000 MHz	6.58868 GHz	-37.56 dBm	-33.00 dB	-13.00 dB
84.184 MHz	166.368 MHz	2.000 MHz	6.58952 GHz	-38.45 dBm	-33.89 dB	-13.86 dB
166.368 MHz	249.552 MHz	2.000 MHz	6.75422 GHz	-57.65 dBm	-53.09 dB	-13.14 dB
249.552 MHz	332.736 MHz	2.000 MHz	6.77418 GHz	-57.55 dBm	-52.99 dB	-12.99 dB

Date: 15.JUL.2024 10:12:27

Plot on Channel 6825 MHz

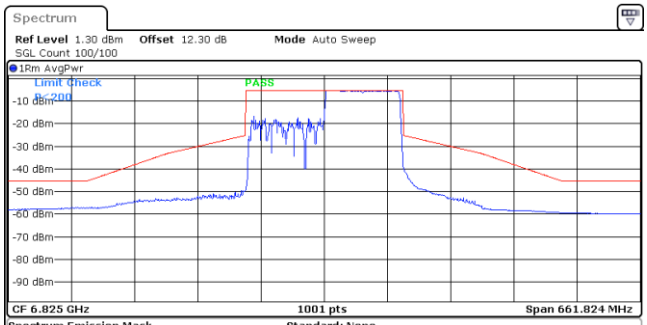

Spectrum Emission Mask Standard: None
Peak Power -5.29 dBm RBW 2.000 MHz

Range Low	Range Up	RBW	Frequency	Power Abs	Power Rel	ΔLimit
-330.912 MHz	-248.184 MHz	2.000 MHz	6.57649 GHz	-56.87 dBm	-51.58 dB	-11.58 dB
-248.184 MHz	-165.456 MHz	2.000 MHz	6.57913 GHz	-56.92 dBm	-51.63 dB	-11.96 dB
-165.456 MHz	-83.728 MHz	2.000 MHz	6.65988 GHz	-53.41 dBm	-48.12 dB	-20.15 dB
-83.728 MHz	-82.728 MHz	2.000 MHz	6.74177 GHz	-49.59 dBm	-44.29 dB	-24.29 dB
82.728 MHz	83.728 MHz	2.000 MHz	6.90823 GHz	-39.24 dBm	-33.94 dB	-13.94 dB
83.728 MHz	165.456 MHz	2.000 MHz	6.90906 GHz	-40.47 dBm	-35.18 dB	-15.14 dB
165.456 MHz	248.184 MHz	2.000 MHz	7.07285 GHz	-59.37 dBm	-54.07 dB	-14.12 dB
248.184 MHz	330.912 MHz	2.000 MHz	7.07484 GHz	-59.32 dBm	-54.02 dB	-14.02 dB

Date: 15.JUL.2024 10:13:39

Plot on Channel 6985 MHz

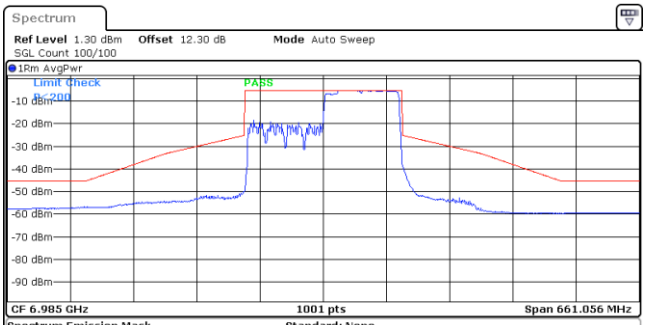

Spectrum Emission Mask Standard: None
Peak Power -5.27 dBm RBW 2.000 MHz

Range Low	Range Up	RBW	Frequency	Power Abs	Power Rel	ΔLimit
-330.528 MHz	-247.896 MHz	2.000 MHz	6.73545 GHz	-56.73 dBm	-51.46 dB	-11.46 dB
-247.896 MHz	-165.264 MHz	2.000 MHz	6.73810 GHz	-56.80 dBm	-51.54 dB	-11.68 dB
-165.264 MHz	-83.632 MHz	2.000 MHz	6.82140 GHz	-54.56 dBm	-49.30 dB	-21.46 dB
-83.632 MHz	-82.632 MHz	2.000 MHz	6.90187 GHz	-49.90 dBm	-44.63 dB	-24.63 dB
82.632 MHz	83.632 MHz	2.000 MHz	7.06813 GHz	-38.32 dBm	-33.06 dB	-13.06 dB
83.632 MHz	165.264 MHz	2.000 MHz	7.06896 GHz	-39.41 dBm	-34.14 dB	-14.11 dB
165.264 MHz	247.896 MHz	2.000 MHz	7.23257 GHz	-59.65 dBm	-54.38 dB	-14.43 dB
247.896 MHz	330.528 MHz	2.000 MHz	7.25835 GHz	-59.40 dBm	-54.14 dB	-14.14 dB

Date: 15.JUL.2024 10:14:40

MIMO <Ant. 1+2(2)>

EUT Mode	802.11ax HE160 Full RU

Plot on Channel 6025 MHz

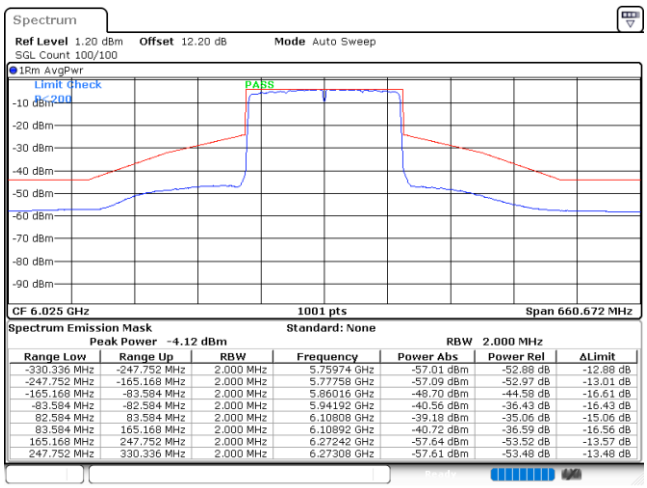

Spectrum Emission Mask Standard: None
Peak Power -4.12 dBm RBW 2.000 MHz

Range Low	Range Up	RBW	Frequency	Power Abs	Power Rel	ΔLimit
-330.336 MHz	-247.752 MHz	2.000 MHz	5.75974 GHz	-57.01 dBm	-52.88 dB	-12.88 dB
-247.752 MHz	-165.168 MHz	2.000 MHz	5.77758 GHz	-57.09 dBm	-52.97 dB	-13.01 dB
-165.168 MHz	-83.584 MHz	2.000 MHz	5.86016 GHz	-48.70 dBm	-44.58 dB	-16.61 dB
-83.584 MHz	-82.584 MHz	2.000 MHz	5.94192 GHz	-40.56 dBm	-36.43 dB	-16.43 dB
82.584 MHz	83.584 MHz	2.000 MHz	6.10808 GHz	-39.18 dBm	-35.06 dB	-15.06 dB
83.584 MHz	165.168 MHz	2.000 MHz	6.10892 GHz	-40.72 dBm	-36.59 dB	-16.56 dB
165.168 MHz	247.752 MHz	2.000 MHz	6.27242 GHz	-57.64 dBm	-53.52 dB	-13.57 dB
247.752 MHz	330.336 MHz	2.000 MHz	6.27308 GHz	-57.61 dBm	-53.48 dB	-13.48 dB

Date: 15.JUL.2024 11:26:11

Plot on Channel 6185 MHz

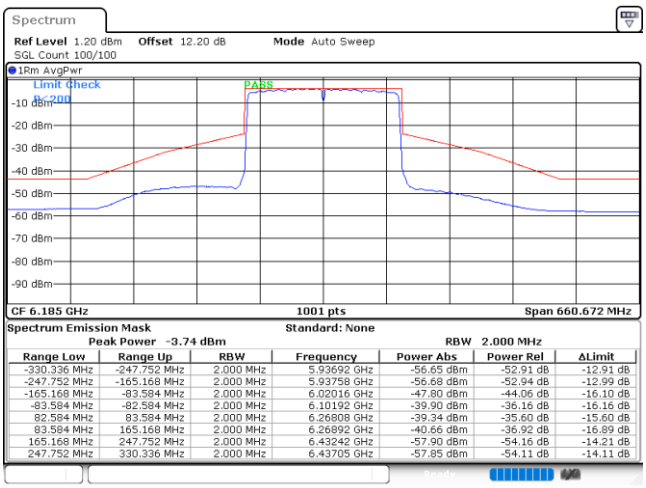

Spectrum Emission Mask Standard: None
Peak Power -3.74 dBm RBW 2.000 MHz

Range Low	Range Up	RBW	Frequency	Power Abs	Power Rel	ΔLimit
-330.336 MHz	-247.752 MHz	2.000 MHz	5.93692 GHz	-56.65 dBm	-52.91 dB	-12.91 dB
-247.752 MHz	-165.168 MHz	2.000 MHz	5.93758 GHz	-56.68 dBm	-52.94 dB	-12.99 dB
-165.168 MHz	-83.584 MHz	2.000 MHz	6.02016 GHz	-47.80 dBm	-44.06 dB	-16.10 dB
-83.584 MHz	-82.584 MHz	2.000 MHz	6.10192 GHz	-39.90 dBm	-36.16 dB	-16.16 dB
82.584 MHz	83.584 MHz	2.000 MHz	6.26808 GHz	-39.34 dBm	-35.60 dB	-15.60 dB
83.584 MHz	165.168 MHz	2.000 MHz	6.26892 GHz	-40.66 dBm	-36.92 dB	-16.89 dB
165.168 MHz	247.752 MHz	2.000 MHz	6.43242 GHz	-57.90 dBm	-54.16 dB	-14.21 dB
247.752 MHz	330.336 MHz	2.000 MHz	6.43705 GHz	-57.85 dBm	-54.11 dB	-14.11 dB

Date: 15.JUL.2024 11:27:07

Plot on Channel 6345 MHz

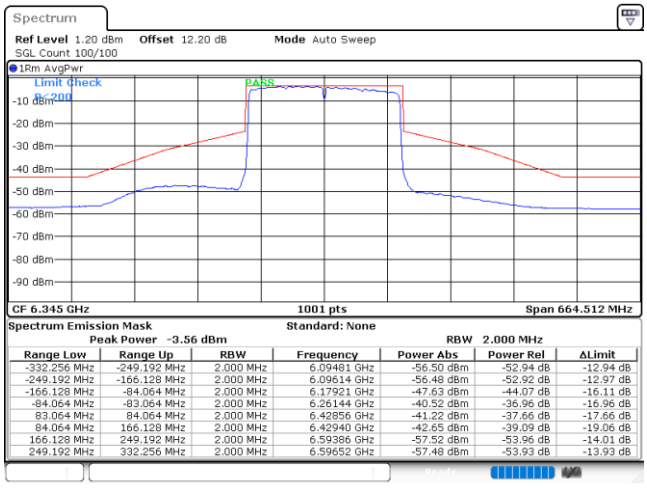

Spectrum Emission Mask Standard: None
Peak Power -3.56 dBm RBW 2.000 MHz

Range Low	Range Up	RBW	Frequency	Power Abs	Power Rel	ΔLimit
-332.256 MHz	-249.192 MHz	2.000 MHz	6.09481 GHz	-56.50 dBm	-52.94 dB	-12.94 dB
-249.192 MHz	-166.128 MHz	2.000 MHz	6.09614 GHz	-56.48 dBm	-52.92 dB	-12.97 dB
-166.128 MHz	-84.064 MHz	2.000 MHz	6.17921 GHz	-47.63 dBm	-44.07 dB	-16.11 dB
-84.064 MHz	-83.064 MHz	2.000 MHz	6.26144 GHz	-40.52 dBm	-36.96 dB	-16.96 dB
83.064 MHz	84.064 MHz	2.000 MHz	6.42856 GHz	-41.22 dBm	-37.66 dB	-17.66 dB
84.064 MHz	166.128 MHz	2.000 MHz	6.42940 GHz	-42.65 dBm	-39.09 dB	-19.06 dB
166.128 MHz	249.192 MHz	2.000 MHz	6.59386 GHz	-57.52 dBm	-53.96 dB	-14.01 dB
249.192 MHz	332.256 MHz	2.000 MHz	6.59652 GHz	-57.48 dBm	-53.93 dB	-13.93 dB

Date: 15.JUL.2024 11:28:03

Plot on Channel 6505 MHz

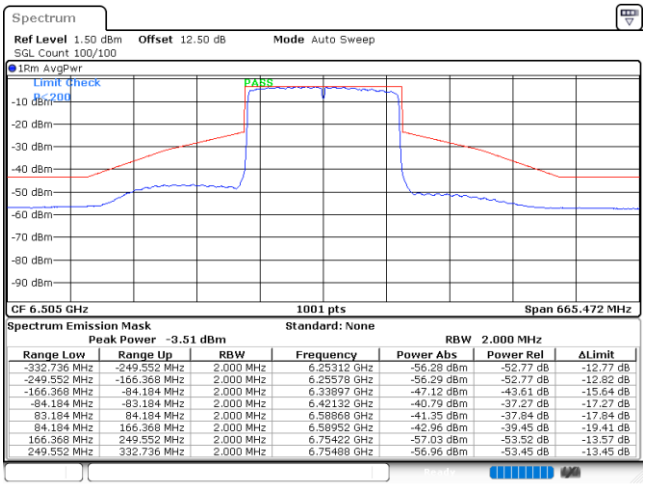

Spectrum Emission Mask Standard: None
Peak Power -3.51 dBm RBW 2.000 MHz

Range Low	Range Up	RBW	Frequency	Power Abs	Power Rel	ΔLimit
-332.736 MHz	-249.552 MHz	2.000 MHz	6.25312 GHz	-56.28 dBm	-52.77 dB	-12.77 dB
-249.552 MHz	-166.368 MHz	2.000 MHz	6.25578 GHz	-56.29 dBm	-52.77 dB	-12.82 dB
-166.368 MHz	-84.184 MHz	2.000 MHz	6.33897 GHz	-47.12 dBm	-43.61 dB	-15.64 dB
-84.184 MHz	-83.184 MHz	2.000 MHz	6.42132 GHz	-40.79 dBm	-37.27 dB	-17.27 dB
83.184 MHz	84.184 MHz	2.000 MHz	6.58868 GHz	-41.35 dBm	-37.84 dB	-17.84 dB
84.184 MHz	166.368 MHz	2.000 MHz	6.58952 GHz	-42.96 dBm	-39.45 dB	-19.41 dB
166.368 MHz	249.552 MHz	2.000 MHz	6.75422 GHz	-57.03 dBm	-53.52 dB	-13.57 dB
249.552 MHz	332.736 MHz	2.000 MHz	6.75488 GHz	-56.96 dBm	-53.45 dB	-13.45 dB

Date: 15.JUL.2024 11:29:37

Plot on Channel 6665 MHz

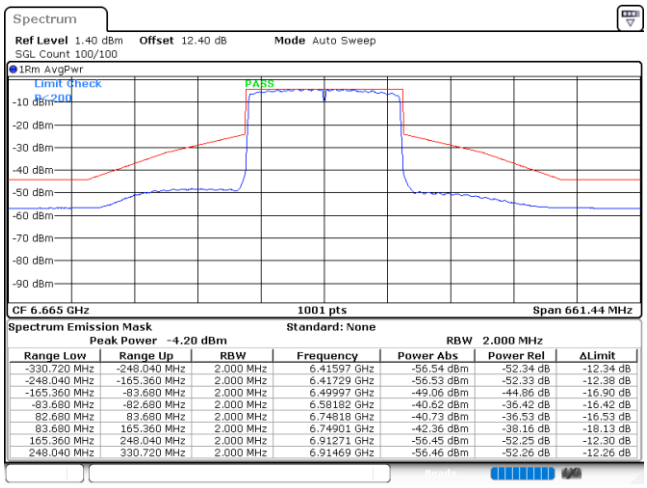

Spectrum Emission Mask Standard: None
Peak Power -4.20 dBm RBW 2.000 MHz

Range Low	Range Up	RBW	Frequency	Power Abs	Power Rel	ΔLimit
-330.720 MHz	-248.040 MHz	2.000 MHz	6.41597 GHz	-56.54 dBm	-52.34 dB	-12.34 dB
-248.040 MHz	-165.360 MHz	2.000 MHz	6.41729 GHz	-56.53 dBm	-52.33 dB	-12.38 dB
-165.360 MHz	-83.680 MHz	2.000 MHz	6.49997 GHz	-49.06 dBm	-44.86 dB	-16.90 dB
-83.680 MHz	-82.680 MHz	2.000 MHz	6.58182 GHz	-40.62 dBm	-36.42 dB	-16.42 dB
82.680 MHz	83.680 MHz	2.000 MHz	6.74818 GHz	-40.73 dBm	-36.53 dB	-16.53 dB
83.680 MHz	165.360 MHz	2.000 MHz	6.74901 GHz	-42.36 dBm	-38.16 dB	-18.13 dB
165.360 MHz	248.040 MHz	2.000 MHz	6.91271 GHz	-56.45 dBm	-52.25 dB	-12.30 dB
248.040 MHz	330.720 MHz	2.000 MHz	6.91469 GHz	-56.46 dBm	-52.26 dB	-12.26 dB

Date: 15.JUL.2024 11:30:33

Plot on Channel 6825 MHz

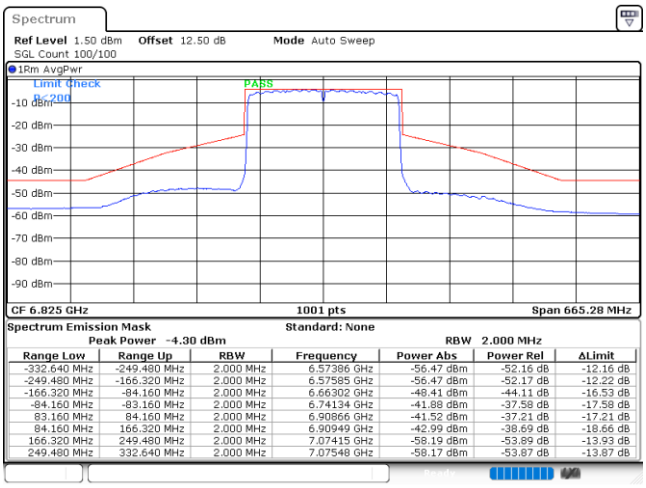

Spectrum Emission Mask Standard: None
Peak Power -4.30 dBm RBW 2.000 MHz

Range Low	Range Up	RBW	Frequency	Power Abs	Power Rel	ΔLimit
-332.640 MHz	-249.480 MHz	2.000 MHz	6.57386 GHz	-56.47 dBm	-52.16 dB	-12.16 dB
-249.480 MHz	-166.320 MHz	2.000 MHz	6.57585 GHz	-56.47 dBm	-52.17 dB	-12.22 dB
-166.320 MHz	-84.160 MHz	2.000 MHz	6.66302 GHz	-48.41 dBm	-44.11 dB	-16.53 dB
-84.160 MHz	-83.160 MHz	2.000 MHz	6.74134 GHz	-41.88 dBm	-37.58 dB	-17.58 dB
83.160 MHz	84.160 MHz	2.000 MHz	6.90866 GHz	-41.52 dBm	-37.21 dB	-17.21 dB
84.160 MHz	166.320 MHz	2.000 MHz	6.90949 GHz	-42.99 dBm	-38.69 dB	-18.66 dB
166.320 MHz	249.480 MHz	2.000 MHz	7.07415 GHz	-58.19 dBm	-53.89 dB	-13.93 dB
249.480 MHz	332.640 MHz	2.000 MHz	7.07548 GHz	-58.17 dBm	-53.87 dB	-13.87 dB

Date: 15.JUL.2024 11:31:33

Plot on Channel 6985 MHz

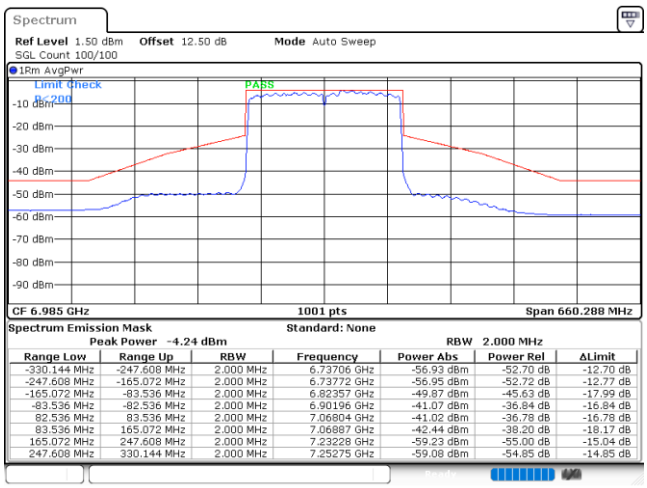

Spectrum Emission Mask Standard: None
Peak Power -4.24 dBm RBW 2.000 MHz

Range Low	Range Up	RBW	Frequency	Power Abs	Power Rel	ΔLimit
-330.144 MHz	-247.608 MHz	2.000 MHz	6.73706 GHz	-56.93 dBm	-52.70 dB	-12.70 dB
-247.608 MHz	-165.072 MHz	2.000 MHz	6.73772 GHz	-56.95 dBm	-52.72 dB	-12.77 dB
-165.072 MHz	-83.536 MHz	2.000 MHz	6.82357 GHz	-49.87 dBm	-45.63 dB	-17.99 dB
-83.536 MHz	-82.536 MHz	2.000 MHz	6.90196 GHz	-41.07 dBm	-36.84 dB	-16.84 dB
82.536 MHz	83.536 MHz	2.000 MHz	7.06804 GHz	-41.02 dBm	-36.78 dB	-16.78 dB
83.536 MHz	165.072 MHz	2.000 MHz	7.06887 GHz	-42.44 dBm	-38.20 dB	-18.17 dB
165.072 MHz	247.608 MHz	2.000 MHz	7.23228 GHz	-59.23 dBm	-55.00 dB	-15.04 dB
247.608 MHz	330.144 MHz	2.000 MHz	7.25275 GHz	-59.08 dBm	-54.85 dB	-14.85 dB

Date: 15.JUL.2024 11:32:27

EUT Mode	802.11ax HE160 996RU67

Plot on Channel 6025 MHz

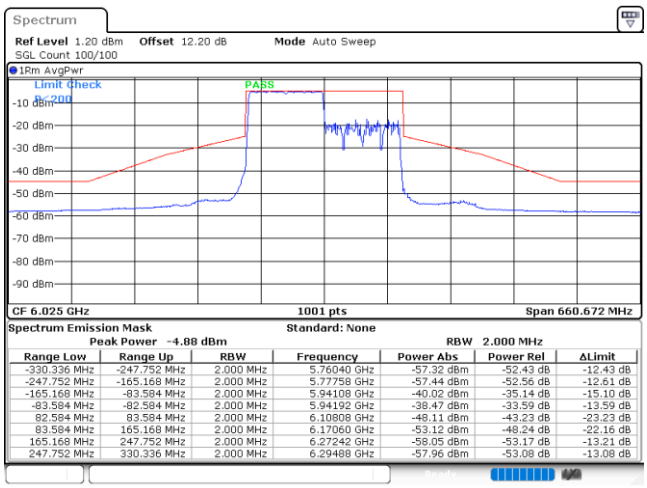

Spectrum Emission Mask Standard: None
Peak Power -4.88 dBm RBW 2.000 MHz

Range Low	Range Up	RBW	Frequency	Power Abs	Power Rel	ΔLimit
-330.336 MHz	-247.752 MHz	2.000 MHz	5.76040 GHz	-57.32 dBm	-52.43 dB	-12.43 dB
-247.752 MHz	-165.168 MHz	2.000 MHz	5.77758 GHz	-57.44 dBm	-52.56 dB	-12.61 dB
-165.168 MHz	-83.584 MHz	2.000 MHz	5.94108 GHz	-40.02 dBm	-35.14 dB	-15.10 dB
-83.584 MHz	-82.584 MHz	2.000 MHz	5.94192 GHz	-38.47 dBm	-33.59 dB	-13.59 dB
82.584 MHz	83.584 MHz	2.000 MHz	6.10808 GHz	-48.11 dBm	-43.23 dB	-23.23 dB
83.584 MHz	165.168 MHz	2.000 MHz	6.17060 GHz	-53.12 dBm	-48.24 dB	-22.16 dB
165.168 MHz	247.752 MHz	2.000 MHz	6.27242 GHz	-58.05 dBm	-53.17 dB	-13.21 dB
247.752 MHz	330.336 MHz	2.000 MHz	6.29488 GHz	-57.96 dBm	-53.08 dB	-13.08 dB

Date: 15.JUL.2024 11:37:21

Plot on Channel 6185 MHz

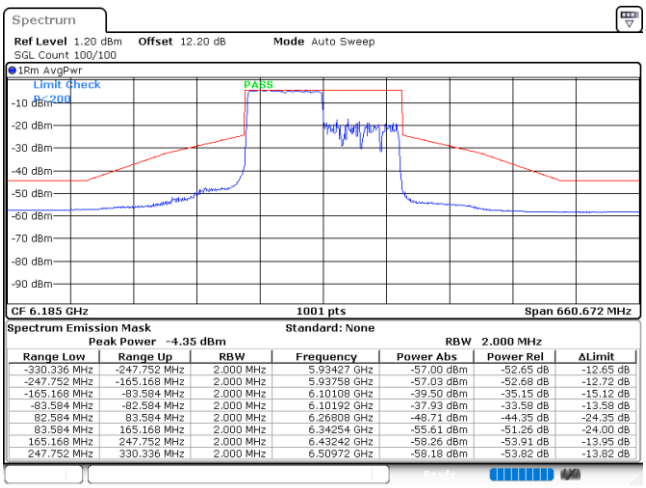

Spectrum Emission Mask Standard: None
Peak Power -4.35 dBm RBW 2.000 MHz

Range Low	Range Up	RBW	Frequency	Power Abs	Power Rel	ΔLimit
-330.336 MHz	-247.752 MHz	2.000 MHz	5.93427 GHz	-57.00 dBm	-52.65 dB	-12.65 dB
-247.752 MHz	-165.168 MHz	2.000 MHz	5.93758 GHz	-57.03 dBm	-52.68 dB	-12.72 dB
-165.168 MHz	-83.584 MHz	2.000 MHz	6.10108 GHz	-39.50 dBm	-35.15 dB	-15.12 dB
-83.584 MHz	-82.584 MHz	2.000 MHz	6.10192 GHz	-37.93 dBm	-33.58 dB	-13.58 dB
82.584 MHz	83.584 MHz	2.000 MHz	6.26808 GHz	-48.71 dBm	-44.35 dB	-24.35 dB
83.584 MHz	165.168 MHz	2.000 MHz	6.34254 GHz	-55.61 dBm	-51.26 dB	-24.00 dB
165.168 MHz	247.752 MHz	2.000 MHz	6.43242 GHz	-58.26 dBm	-53.91 dB	-13.95 dB
247.752 MHz	330.336 MHz	2.000 MHz	6.50972 GHz	-58.18 dBm	-53.82 dB	-13.82 dB

Date: 15.JUL.2024 11:38:12

Plot on Channel 6505 MHz

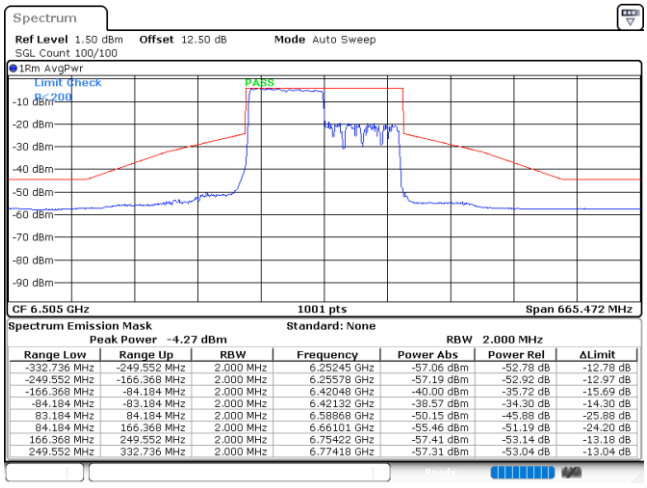

Spectrum Emission Mask Standard: None
Peak Power -4.27 dBm RBW 2.000 MHz

Range Low	Range Up	RBW	Frequency	Power Abs	Power Rel	ΔLimit
-332.736 MHz	-249.552 MHz	2.000 MHz	6.25245 GHz	-57.06 dBm	-52.78 dB	-12.78 dB
-249.552 MHz	-166.368 MHz	2.000 MHz	6.25578 GHz	-57.19 dBm	-52.92 dB	-12.97 dB
-166.368 MHz	-84.184 MHz	2.000 MHz	6.42048 GHz	-40.00 dBm	-35.72 dB	-15.69 dB
-84.184 MHz	-83.184 MHz	2.000 MHz	6.42132 GHz	-38.57 dBm	-34.30 dB	-14.30 dB
83.184 MHz	84.184 MHz	2.000 MHz	6.58868 GHz	-50.15 dBm	-45.88 dB	-25.88 dB
84.184 MHz	166.368 MHz	2.000 MHz	6.66101 GHz	-55.46 dBm	-51.19 dB	-24.20 dB
166.368 MHz	249.552 MHz	2.000 MHz	6.75422 GHz	-57.41 dBm	-53.14 dB	-13.18 dB
249.552 MHz	332.736 MHz	2.000 MHz	6.77418 GHz	-57.31 dBm	-53.04 dB	-13.04 dB

Date: 15.JUL.2024 11:39:45

Plot on Channel 6665 MHz

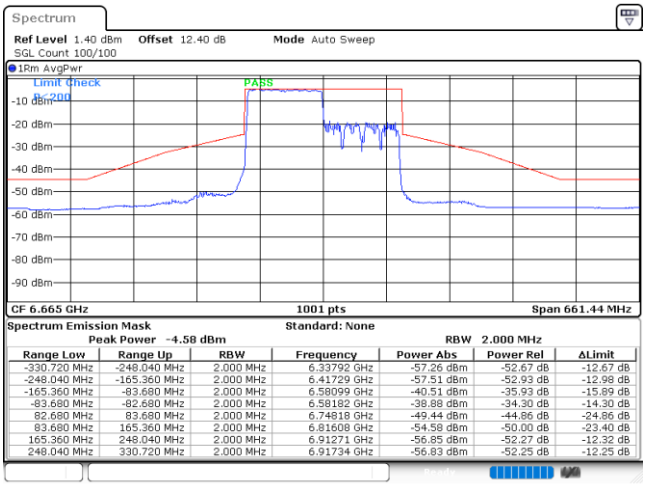

Spectrum Emission Mask Standard: None
Peak Power -4.58 dBm RBW 2.000 MHz

Range Low	Range Up	RBW	Frequency	Power Abs	Power Rel	ΔLimit
-330.720 MHz	-248.040 MHz	2.000 MHz	6.33792 GHz	-57.26 dBm	-52.67 dB	-12.67 dB
-248.040 MHz	-165.360 MHz	2.000 MHz	6.41729 GHz	-57.51 dBm	-52.93 dB	-12.98 dB
-165.360 MHz	-83.680 MHz	2.000 MHz	6.58099 GHz	-40.51 dBm	-35.93 dB	-15.89 dB
-83.680 MHz	-82.680 MHz	2.000 MHz	6.58182 GHz	-38.88 dBm	-34.30 dB	-14.30 dB
82.680 MHz	83.680 MHz	2.000 MHz	6.74818 GHz	-49.44 dBm	-44.86 dB	-24.86 dB
83.680 MHz	165.360 MHz	2.000 MHz	6.81608 GHz	-54.58 dBm	-50.00 dB	-23.40 dB
165.360 MHz	248.040 MHz	2.000 MHz	6.91271 GHz	-56.85 dBm	-52.27 dB	-12.32 dB
248.040 MHz	330.720 MHz	2.000 MHz	6.91734 GHz	-56.83 dBm	-52.25 dB	-12.25 dB

Date: 15.JUL.2024 11:40:47

Plot on Channel 6825 MHz

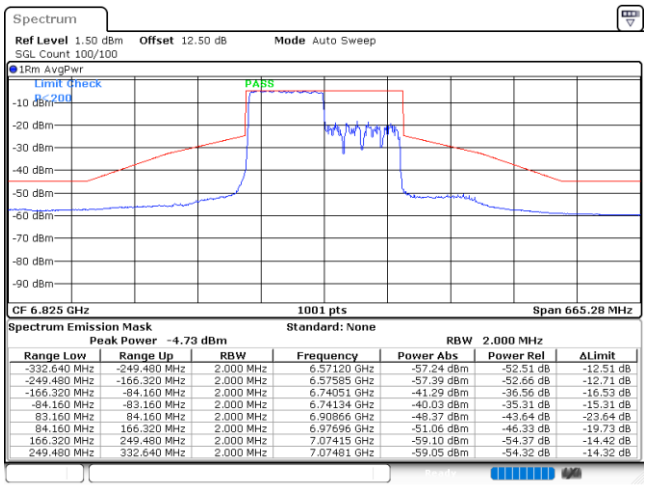

Spectrum Emission Mask Standard: None
Peak Power -4.73 dBm RBW 2.000 MHz

Range Low	Range Up	RBW	Frequency	Power Abs	Power Rel	ΔLimit
-332.640 MHz	-249.480 MHz	2.000 MHz	6.57120 GHz	-57.24 dBm	-52.51 dB	-12.51 dB
-249.480 MHz	-166.320 MHz	2.000 MHz	6.57585 GHz	-57.39 dBm	-52.66 dB	-12.71 dB
-166.320 MHz	-84.160 MHz	2.000 MHz	6.74051 GHz	-41.29 dBm	-36.56 dB	-16.53 dB
-84.160 MHz	-83.160 MHz	2.000 MHz	6.74134 GHz	-40.03 dBm	-35.31 dB	-15.31 dB
83.160 MHz	84.160 MHz	2.000 MHz	6.90866 GHz	-48.37 dBm	-43.64 dB	-23.64 dB
84.160 MHz	166.320 MHz	2.000 MHz	6.97696 GHz	-51.06 dBm	-46.33 dB	-19.73 dB
166.320 MHz	249.480 MHz	2.000 MHz	7.07415 GHz	-59.10 dBm	-54.37 dB	-14.42 dB
249.480 MHz	332.640 MHz	2.000 MHz	7.07481 GHz	-59.05 dBm	-54.32 dB	-14.32 dB

Date: 15.JUL.2024 11:41:44

Plot on Channel 6985 MHz

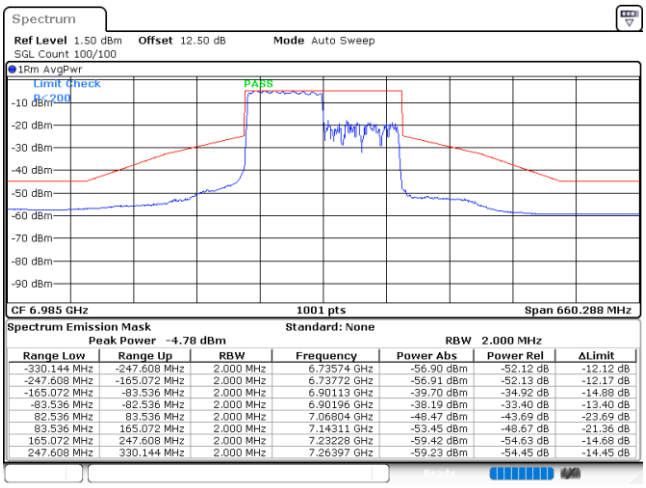

Spectrum Emission Mask Standard: None
Peak Power -4.78 dBm RBW 2.000 MHz

Range Low	Range Up	RBW	Frequency	Power Abs	Power Rel	ΔLimit
-330.144 MHz	-247.608 MHz	2.000 MHz	6.73574 GHz	-56.90 dBm	-52.12 dB	-12.12 dB
-247.608 MHz	-165.072 MHz	2.000 MHz	6.73772 GHz	-56.91 dBm	-52.13 dB	-12.17 dB
-165.072 MHz	-83.536 MHz	2.000 MHz	6.90113 GHz	-39.70 dBm	-34.92 dB	-14.88 dB
-83.536 MHz	-82.536 MHz	2.000 MHz	6.90196 GHz	-38.19 dBm	-33.40 dB	-13.40 dB
82.536 MHz	83.536 MHz	2.000 MHz	7.06804 GHz	-48.47 dBm	-43.69 dB	-23.69 dB
83.536 MHz	165.072 MHz	2.000 MHz	7.14311 GHz	-53.45 dBm	-48.67 dB	-21.36 dB
165.072 MHz	247.608 MHz	2.000 MHz	7.23228 GHz	-59.42 dBm	-54.63 dB	-14.68 dB
247.608 MHz	330.144 MHz	2.000 MHz	7.26397 GHz	-59.23 dBm	-54.45 dB	-14.45 dB

Date: 15.JUL.2024 11:43:28

EUT Mode	802.11ax HE160 996RUS67

Plot on Channel 6345 MHz

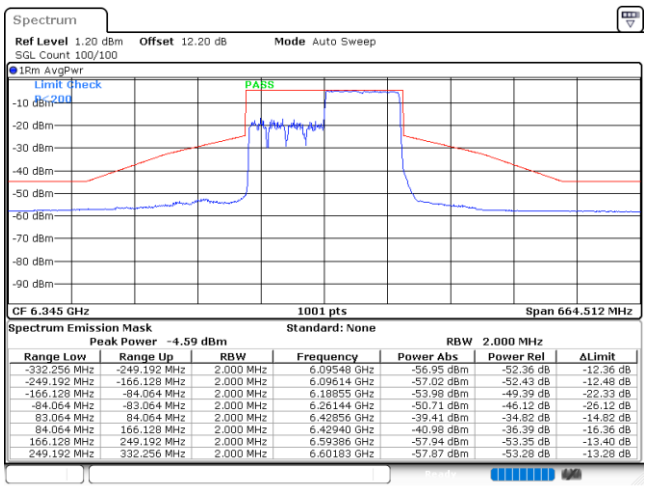

Spectrum Emission Mask Standard: None
Peak Power -4.59 dBm RBW 2.000 MHz

Range Low	Range Up	RBW	Frequency	Power Abs	Power Rel	ΔLimit
-332.256 MHz	-249.192 MHz	2.000 MHz	6.09548 GHz	-56.95 dBm	-52.36 dB	-12.36 dB
-249.192 MHz	-166.128 MHz	2.000 MHz	6.09614 GHz	-57.02 dBm	-52.43 dB	-12.48 dB
-166.128 MHz	-84.064 MHz	2.000 MHz	6.18855 GHz	-53.98 dBm	-49.39 dB	-22.33 dB
-84.064 MHz	-83.064 MHz	2.000 MHz	6.26144 GHz	-50.71 dBm	-46.12 dB	-26.12 dB
83.064 MHz	84.064 MHz	2.000 MHz	6.42856 GHz	-39.41 dBm	-34.82 dB	-14.82 dB
84.064 MHz	166.128 MHz	2.000 MHz	6.42940 GHz	-40.98 dBm	-36.39 dB	-16.36 dB
166.128 MHz	249.192 MHz	2.000 MHz	6.59386 GHz	-57.94 dBm	-53.35 dB	-13.40 dB
249.192 MHz	332.256 MHz	2.000 MHz	6.60183 GHz	-57.87 dBm	-53.28 dB	-13.28 dB

Date: 15.JUL.2024 11:47:27

Plot on Channel 6505 MHz

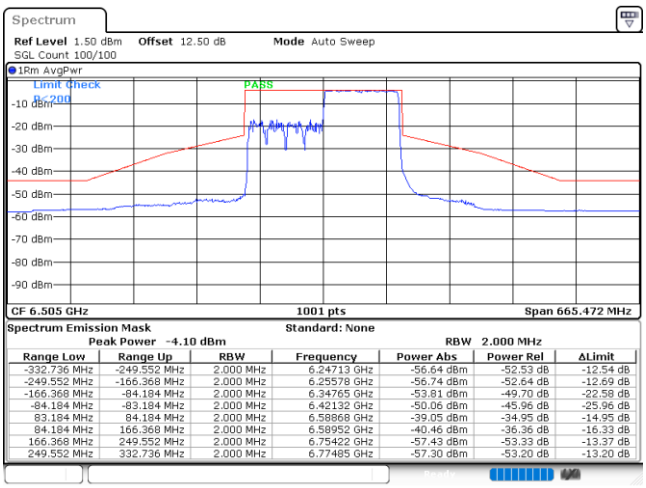

Spectrum Emission Mask Standard: None
Peak Power -4.10 dBm RBW 2.000 MHz

Range Low	Range Up	RBW	Frequency	Power Abs	Power Rel	ΔLimit
-332.736 MHz	-249.552 MHz	2.000 MHz	6.24713 GHz	-56.64 dBm	-52.53 dB	-12.54 dB
-249.552 MHz	-166.368 MHz	2.000 MHz	6.25578 GHz	-56.74 dBm	-52.64 dB	-12.69 dB
-166.368 MHz	-84.184 MHz	2.000 MHz	6.34765 GHz	-53.81 dBm	-49.70 dB	-22.58 dB
-84.184 MHz	-83.184 MHz	2.000 MHz	6.42132 GHz	-50.06 dBm	-45.96 dB	-25.96 dB
83.184 MHz	84.184 MHz	2.000 MHz	6.58868 GHz	-39.05 dBm	-34.95 dB	-14.95 dB
84.184 MHz	166.368 MHz	2.000 MHz	6.58952 GHz	-40.46 dBm	-36.36 dB	-16.33 dB
166.368 MHz	249.552 MHz	2.000 MHz	6.75422 GHz	-57.43 dBm	-53.33 dB	-13.37 dB
249.552 MHz	332.736 MHz	2.000 MHz	6.77485 GHz	-57.30 dBm	-53.20 dB	-13.20 dB

Date: 15.JUL.2024 11:46:32

Plot on Channel 6825 MHz

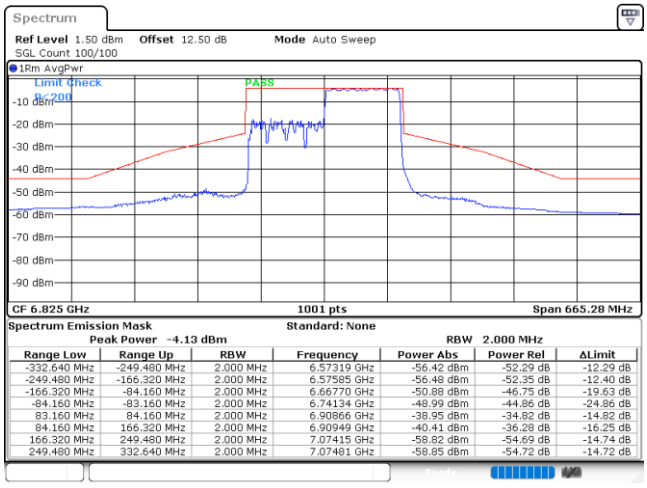

Spectrum Emission Mask Standard: None
Peak Power -4.13 dBm RBW 2.000 MHz

Range Low	Range Up	RBW	Frequency	Power Abs	Power Rel	ΔLimit
-332.640 MHz	-249.480 MHz	2.000 MHz	6.57319 GHz	-56.42 dBm	-52.29 dB	-12.29 dB
-249.480 MHz	-166.320 MHz	2.000 MHz	6.57585 GHz	-56.48 dBm	-52.35 dB	-12.40 dB
-166.320 MHz	-84.160 MHz	2.000 MHz	6.66770 GHz	-50.88 dBm	-46.75 dB	-19.63 dB
-84.160 MHz	-83.160 MHz	2.000 MHz	6.74134 GHz	-48.99 dBm	-44.86 dB	-24.86 dB
83.160 MHz	84.160 MHz	2.000 MHz	6.90866 GHz	-38.95 dBm	-34.82 dB	-14.82 dB
84.160 MHz	166.320 MHz	2.000 MHz	6.90949 GHz	-40.41 dBm	-36.28 dB	-16.25 dB
166.320 MHz	249.480 MHz	2.000 MHz	7.07415 GHz	-58.82 dBm	-54.69 dB	-14.74 dB
249.480 MHz	332.640 MHz	2.000 MHz	7.07481 GHz	-58.85 dBm	-54.72 dB	-14.72 dB

Date: 15.JUL.2024 11:45:34

Plot on Channel 6985 MHz

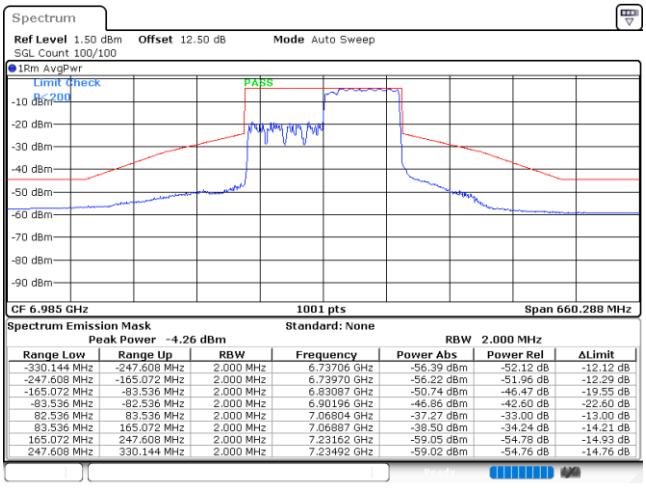

Spectrum Emission Mask Standard: None
Peak Power -4.26 dBm RBW 2.000 MHz

Range Low	Range Up	RBW	Frequency	Power Abs	Power Rel	ΔLimit
-330.144 MHz	-247.608 MHz	2.000 MHz	6.73706 GHz	-56.39 dBm	-52.12 dB	-12.12 dB
-247.608 MHz	-165.072 MHz	2.000 MHz	6.73970 GHz	-56.22 dBm	-51.96 dB	-12.29 dB
-165.072 MHz	-83.536 MHz	2.000 MHz	6.83087 GHz	-50.74 dBm	-46.47 dB	-19.55 dB
-83.536 MHz	-82.536 MHz	2.000 MHz	6.90196 GHz	-46.86 dBm	-42.60 dB	-22.60 dB
82.536 MHz	83.536 MHz	2.000 MHz	7.06804 GHz	-37.27 dBm	-33.00 dB	-13.00 dB
83.536 MHz	165.072 MHz	2.000 MHz	7.06887 GHz	-38.50 dBm	-34.24 dB	-14.21 dB
165.072 MHz	247.608 MHz	2.000 MHz	7.23162 GHz	-59.05 dBm	-54.78 dB	-14.93 dB
247.608 MHz	330.144 MHz	2.000 MHz	7.23492 GHz	-59.02 dBm	-54.76 dB	-14.76 dB

Date: 15.JUL.2024 11:44:37

Appendix B. AC Conducted Emission Test Results

Test Engineer :	Louis Chung	**Temperature :**	24.3~26.6℃
		Relative Humidity :	43.5~52.9%

EUT Information

Report NO :	450111
Test Mode :	Mode 1
Test Voltage :	120Vac/60Hz
Phase :	Line

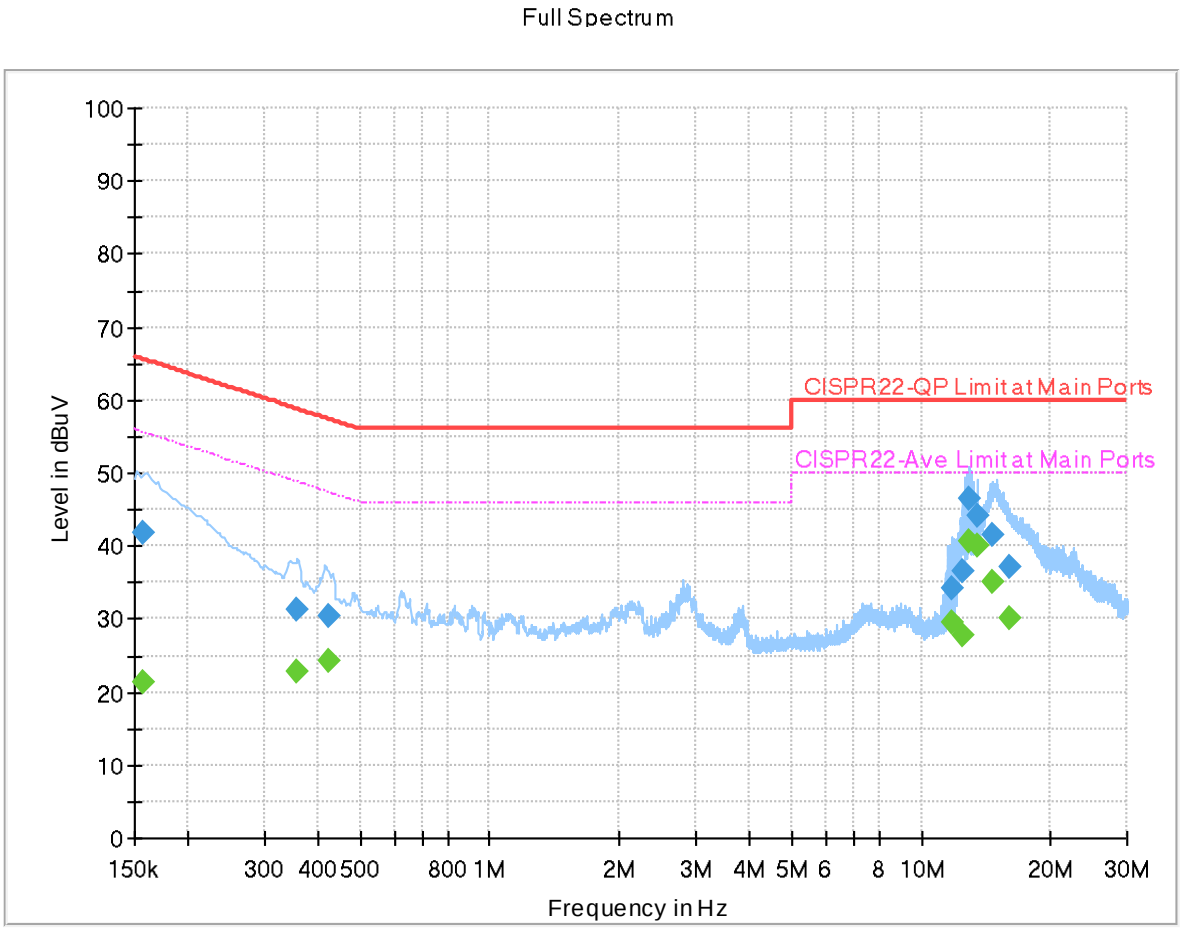

Final_Result

Frequency (MHz)	QuasiPeak (dBuV)	CAverage (dBuV)	Limit (dBuV)	Margin (dB)	Line	Filter	Corr. (dB)
0.157740	---	21.29	55.58	34.29	L1	OFF	19.9
0.157740	41.67	---	65.58	23.91	L1	OFF	19.9
0.354750	---	22.95	48.85	25.90	L1	OFF	19.9
0.354750	31.17	---	58.85	27.68	L1	OFF	19.9
0.422250	---	24.41	47.40	22.99	L1	OFF	19.9
0.422250	30.37	---	57.40	27.03	L1	OFF	19.9
11.845050	---	29.40	50.00	20.60	L1	OFF	20.1
11.845050	34.28	---	60.00	25.72	L1	OFF	20.1
12.483420	---	27.78	50.00	22.22	L1	OFF	20.1
12.483420	36.45	---	60.00	23.55	L1	OFF	20.1
12.959520	---	40.50	50.00	9.50	L1	OFF	20.1
12.959520	46.44	---	60.00	13.56	L1	OFF	20.1
13.559820	---	40.00	50.00	10.00	L1	OFF	20.1
13.559820	44.20	---	60.00	15.80	L1	OFF	20.1
14.653860	---	35.13	50.00	14.87	L1	OFF	20.1
14.653860	41.62	---	60.00	18.38	L1	OFF	20.1
16.015740	---	30.13	50.00	19.87	L1	OFF	20.1
16.015740	37.23	---	60.00	22.77	L1	OFF	20.1

EUT Information

Report NO :	450111
Test Mode :	Mode 1
Test Voltage :	120Vac/60Hz
Phase :	Neutral

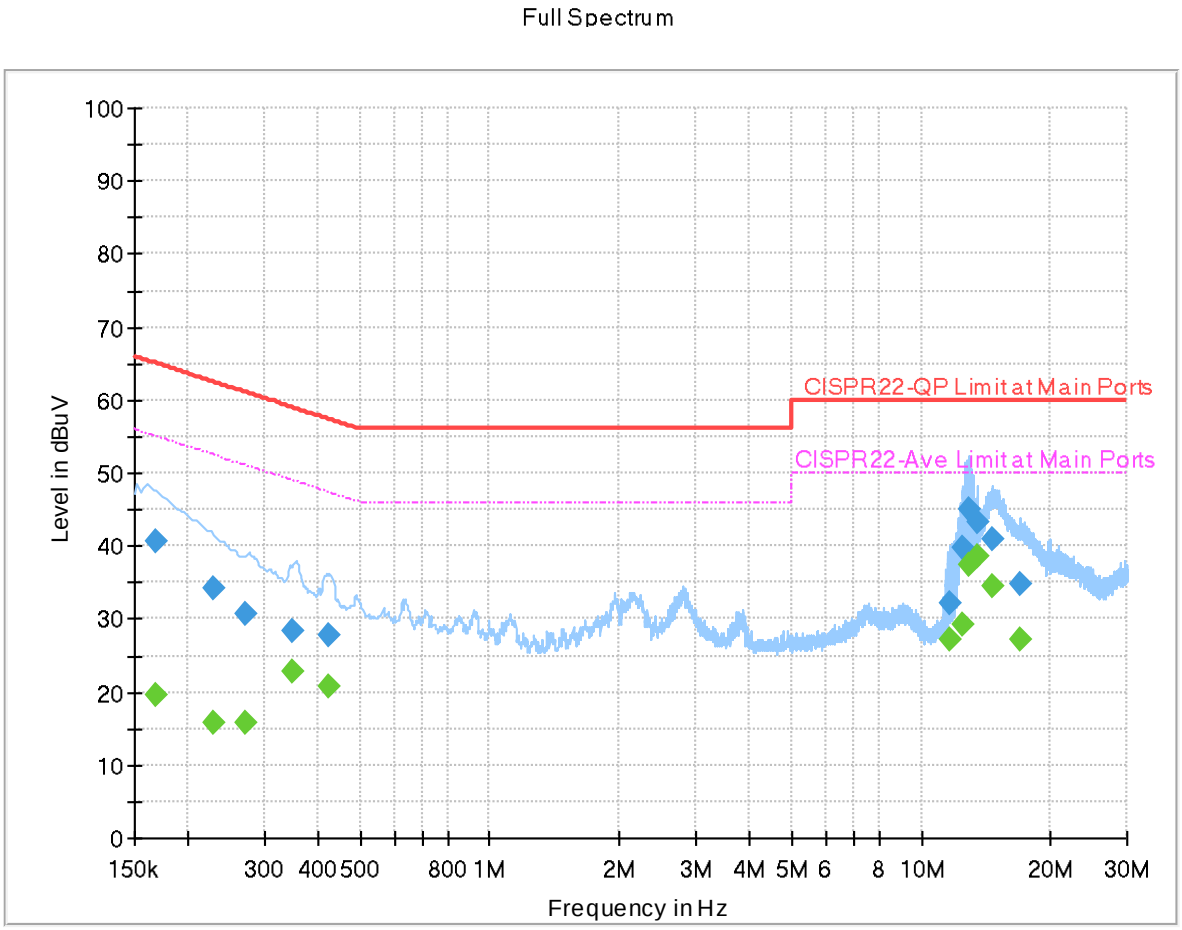

Final_Result

Frequency (MHz)	QuasiPeak (dBuV)	CAverage (dBuV)	Limit (dBuV)	Margin (dB)	Line	Filter	Corr. (dB)
0.168000	---	19.48	55.06	35.58	N	OFF	19.9
0.168000	40.63	---	65.06	24.43	N	OFF	19.9
0.228750	---	15.86	52.50	36.64	N	OFF	19.9
0.228750	34.10	---	62.50	28.40	N	OFF	19.9
0.271500	---	15.90	51.07	35.17	N	OFF	19.9
0.271500	30.66	---	61.07	30.41	N	OFF	19.9
0.350250	---	22.77	48.96	26.19	N	OFF	19.9
0.350250	28.31	---	58.96	30.65	N	OFF	19.9
0.422250	---	20.78	47.40	26.62	N	OFF	19.9
0.422250	27.64	---	57.40	29.76	N	OFF	19.9
11.653440	---	27.21	50.00	22.79	N	OFF	20.1
11.653440	32.15	---	60.00	27.85	N	OFF	20.1
12.449130	---	29.31	50.00	20.69	N	OFF	20.1
12.449130	39.68	---	60.00	20.32	N	OFF	20.1
12.954750	---	37.53	50.00	12.47	N	OFF	20.1
12.954750	45.08	---	60.00	14.92	N	OFF	20.1
13.558470	---	38.66	50.00	11.34	N	OFF	20.1
13.558470	43.19	---	60.00	16.81	N	OFF	20.1
14.655480	---	34.51	50.00	15.49	N	OFF	20.1

14.655480	**40.90**	**---**	**60.00**	**19.10**	**N**	**OFF**	**20.1**
16.941750	**---**	**27.26**	**50.00**	**22.74**	**N**	**OFF**	**20.2**
16.941750	**34.94**	**---**	**60.00**	**25.06**	**N**	**OFF**	**20.2**

Appendix C. Radiated Spurious Emission

Test Engineer :	John Chuang, David Dai and Sam Chou	Temperature :	19.7~23.5°C
		Relative Humidity :	64.9~70.8%

Band 5 - 5925~6425MHz

WIFI 802.11a (Band Edge @ 3m)

WIFI Ant.	Note	Frequency	Level	Margin	Limit Line	Read Level	Antenna Factor	Path Loss	Preamp Factor	Ant Pos	Table Pos	Peak Avg.	Pol.
1+2		(MHz)	(dBµV/m)	(dB)	(dBµV/m)	(dBµV)	(dB/m)	(dB)	(dB)	(cm)	(deg)	(P/A)	(H/V)
802.11a CH 01 5955MHz		5923.7	59.48	-28.72	88.2	49.15	34.3	13.96	37.93	111	61	P	H
		5923.14	46.32	-21.88	68.2	35.99	34.3	13.96	37.93	111	61	A	H
	*	5955	113.42	-	-	103.05	34.28	14.01	37.92	111	61	P	H
	*	5955	106.59	-	-	96.22	34.28	14.01	37.92	111	61	A	H
													H
													H
		5917.96	57.68	-30.52	88.2	47.36	34.3	13.95	37.93	108	359	P	V
		5921.46	45.44	-22.76	68.2	35.12	34.3	13.95	37.93	108	359	A	V
	*	5955	113.38	-	-	103.01	34.28	14.01	37.92	108	359	P	V
	*	5955	106.15	-	-	95.78	34.28	14.01	37.92	108	359	A	V
													V
													V
Remark	1. No other spurious found. 2. All results are PASS against Peak and Average limit line.												

Band 5 5925~6425MHz

WIFI 802.11a (Harmonic @ 3m)

WIFI Ant. 1+2	Note	Frequency (MHz)	Level (dBμV/m)	Margin (dB)	Limit Line (dBμV/m)	Read Level (dBμV)	Antenna Factor (dB/m)	Path Loss (dB)	Preamp Factor (dB)	Ant Pos (cm)	Table Pos (deg)	Peak Avg. (P/A)	Pol. (H/V)
802.11a CH 01 5955MHz		11910	51.68	-22.32	74	35.87	38.92	19.9	43.01	200	214	P	H
		11910	40.64	-13.36	54	24.83	38.92	19.9	43.01	200	214	A	H
		17865	56.27	-17.73	74	35.68	41.48	24.54	45.43	200	304	P	H
		17865	45.31	-8.69	54	24.72	41.48	24.54	45.43	200	304	A	H
													H
													H
													H
													H
													H
													H
													H
													H
		11910	50.92	-23.08	74	35.11	38.92	19.9	43.01	100	307	P	V
		11910	40.64	-13.36	54	24.83	38.92	19.9	43.01	100	307	A	V
		17865	57.04	-16.96	74	36.45	41.48	24.54	45.43	400	178	P	V
		17865	45.3	-8.7	54	24.71	41.48	24.54	45.43	400	178	A	V
													V
													V
													V
													V
													V
													V
													V
													V

WIFI Ant. 1+2	Note	Frequency (MHz)	Level (dBμV/m)	Margin (dB)	Limit Line (dBμV/m)	Read Level (dBμV)	Antenna Factor (dB/m)	Path Loss (dB)	Preamp Factor (dB)	Ant Pos (cm)	Table Pos (deg)	Peak Avg. (P/A)	Pol. (H/V)
802.11a CH 49 6195MHz		12390	51.54	-22.46	74	35.33	39.01	20.33	43.13	200	9	P	H
		12390	41.01	-12.99	54	24.8	39.01	20.33	43.13	200	9	A	H
		18585	42.25	-31.75	74	52.32	38.27	15.44	63.78	150	30	P	H
		18585	31.93	-22.07	54	42	38.27	15.44	63.78	150	30	A	H
													H
													H
													H
													H
													H
													H
													H
													H
		12390	51.58	-22.42	74	35.37	39.01	20.33	43.13	300	226	P	V
		12390	41.02	-12.98	54	24.81	39.01	20.33	43.13	300	226	A	V
		18585	40.45	-33.55	74	50.52	38.27	15.44	63.78	150	33	P	V
		18585	29.97	-24.03	54	40.04	38.27	15.44	63.78	150	33	A	V
													V
													V
													V
													V
													V
													V
													V
													V

WIFI Ant. 1+2	Note	Frequency (MHz)	Level (dBμV/m)	Margin (dB)	Limit Line (dBμV/m)	Read Level (dBμV)	Antenna Factor (dB/m)	Path Loss (dB)	Preamp Factor (dB)	Ant Pos (cm)	Table Pos (deg)	Peak Avg. (P/A)	Pol. (H/V)
802.11a CH 93 6415MHz		12830	51.79	-36.41	88.2	34.29	39.76	20.75	43.01	-	-	P	H
		19245	41.15	-32.85	74	50.71	38	15.9	63.46	150	48	P	H
		19245	30.64	-23.36	54	40.2	38	15.9	63.46	150	48	A	H
													H
													H
													H
													H
													H
													H
													H
													H
													H
		12830	51.23	-36.97	88.2	33.73	39.76	20.75	43.01	-	-	P	V
		19245	39.09	-34.91	74	48.65	38	15.9	63.46	150	57	P	V
		19245	29.47	-24.53	54	39.03	38	15.9	63.46	150	57	A	V
													V
													V
													V
													V
													V
													V
													V
													V
													V

Remark

1. No other spurious found.
2. All results are PASS against Peak and Average limit line.
3. The emission position marked as "-" means no suspected emission found with sufficient margin against limit line or noise floor only.

Band 5 5925~6425MHz

WIFI 802.11ax HE20 Full (Band Edge @ 3m)

WIFI Ant. 1+2	Note	Frequency (MHz)	Level (dBμV/m)	Margin (dB)	Limit Line (dBμV/m)	Read Level (dBμV)	Antenna Factor (dB/m)	Path Loss (dB)	Preamp Factor (dB)	Ant Pos (cm)	Table Pos (deg)	Peak Avg. (P/A)	Pol. (H/V)
802.11ax HE20 Full CH 01 5955MHz		5924.68	66.65	-21.55	88.2	56.32	34.3	13.96	37.93	113	61	P	H
		5924.96	47.63	-20.57	68.2	37.3	34.3	13.96	37.93	113	61	A	H
	*	5955	113.74	-	-	103.37	34.28	14.01	37.92	113	61	P	H
	*	5955	106.2	-	-	95.83	34.28	14.01	37.92	113	61	A	H
													H
													H
		5921.46	62.88	-25.32	88.2	52.56	34.3	13.95	37.93	100	359	P	V
		5924.96	47.16	-21.04	68.2	36.83	34.3	13.96	37.93	100	359	A	V
	*	5955	113.06	-	-	102.69	34.28	14.01	37.92	100	359	P	V
	*	5955	105.75	-	-	95.38	34.28	14.01	37.92	100	359	A	V
													V
													V
Remark	1. No other spurious found. 2. All results are PASS against Peak and Average limit line.												

Band 5 5925~6425MHz

WIFI 802.11ax HE20 Full (Harmonic @ 3m)

WIFI Ant. 1+2	Note	Frequency (MHz)	Level (dBμV/m)	Margin (dB)	Limit Line (dBμV/m)	Read Level (dBμV)	Antenna Factor (dB/m)	Path Loss (dB)	Preamp Factor (dB)	Ant Pos (cm)	Table Pos (deg)	Peak Avg. (P/A)	Pol. (H/V)
		11910	50.63	-23.37	74	34.82	38.92	19.9	43.01	400	255	P	H
		11910	40.45	-13.55	54	24.64	38.92	19.9	43.01	400	255	A	H
		17865	55.47	-18.53	74	34.88	41.48	24.54	45.43	100	345	P	H
		17865	45.38	-8.62	54	24.79	41.48	24.54	45.43	100	345	A	H
													H
													H
													H
													H
													H
													H
802.11ax													H
HE20 Full													H
CH 01		11910	49.99	-24.01	74	34.18	38.92	19.9	43.01	300	60	P	V
5955MHz		11910	40.39	-13.61	54	24.58	38.92	19.9	43.01	300	60	A	V
		17865	56.24	-17.76	74	35.65	41.48	24.54	45.43	200	248	P	V
		17865	45.46	-8.54	54	24.87	41.48	24.54	45.43	200	248	A	V
													V
													V
													V
													V
													V
													V
													V
													V

WIFI Ant. 1+2	Note	Frequency (MHz)	Level (dBμV/m)	Margin (dB)	Limit Line (dBμV/m)	Read Level (dBμV)	Antenna Factor (dB/m)	Path Loss (dB)	Preamp Factor (dB)	Ant Pos (cm)	Table Pos (deg)	Peak Avg. (P/A)	Pol. (H/V)
		12390	51.38	-22.62	74	35.17	39.01	20.33	43.13	200	10	P	H
		12390	40.98	-13.02	54	24.77	39.01	20.33	43.13	200	10	A	H
		18585	45.89	-28.11	74	55.96	38.27	15.44	63.78	150	118	P	H
		18585	33.25	-20.75	54	43.32	38.27	15.44	63.78	150	118	A	H
													H
													H
													H
													H
													H
													H
802.11ax													H
HE20 Full													H
CH 49		12390	51.45	-22.55	74	35.24	39.01	20.33	43.13	400	20	P	V
6195MHz		12390	40.99	-13.01	54	24.78	39.01	20.33	43.13	400	20	A	V
		18585	38.61	-35.39	74	48.68	38.27	15.44	63.78	-	-	P	V
													V
													V
													V
													V
													V
													V
													V
													V
													V

WIFI Ant. 1+2	Note	Frequency (MHz)	Level (dBμV/m)	Margin (dB)	Limit Line (dBμV/m)	Read Level (dBμV)	Antenna Factor (dB/m)	Path Loss (dB)	Preamp Factor (dB)	Ant Pos (cm)	Table Pos (deg)	Peak Avg. (P/A)	Pol. (H/V)
		12830	52.28	-35.92	88.2	34.78	39.76	20.75	43.01	-	-	P	H
		19245	44.62	-29.38	74	54.18	38	15.9	63.46	150	107	P	H
		19245	34.36	-19.64	54	43.92	38	15.9	63.46	150	107	A	H
													H
													H
													H
													H
													H
													H
													H
802.11ax													H
HE20 Full													H
CH 93		12830	51.72	-36.48	88.2	34.22	39.76	20.75	43.01	-	-	P	V
6415MHz		19245	37.66	-36.34	74	47.22	38	15.9	63.46	-	-	P	V
													V
													V
													V
													V
													V
													V
													V
													V
													V
													V
Remark	1. No other spurious found. 2. All results are PASS against Peak and Average limit line. 3. The emission position marked as "-" means no suspected emission found with sufficient margin against limit line or noise floor only.												

Band 5 5925~6425MHz

WIFI 802.11ax HE20 Partial 106 (Band Edge @ 3m)

WIFI Ant. 1+2	Note	Frequency (MHz)	Level (dBμV/m)	Margin (dB)	Limit Line (dBμV/m)	Read Level (dBμV)	Antenna Factor (dB/m)	Path Loss (dB)	Preamp Factor (dB)	Ant Pos (cm)	Table Pos (deg)	Peak Avg. (P/A)	Pol. (H/V)
802.11ax HE20 Partial 106/53 CH 01 5955MHz		5924.96	86.23	-1.97	88.2	75.9	34.3	13.96	37.93	196	358	P	H
		5924.68	61.27	-6.93	68.2	50.94	34.3	13.96	37.93	196	358	A	H
	*	5955	115.61	-	-	105.24	34.28	14.01	37.92	196	358	P	H
	*	5955	109.05	-	-	98.68	34.28	14.01	37.92	196	358	A	H
													H
													H
		5924.68	85.11	-3.09	88.2	74.78	34.3	13.96	37.93	100	359	P	V
		5924.96	61.28	-6.92	68.2	50.95	34.3	13.96	37.93	100	359	A	V
	*	5955	115.72	-	-	105.35	34.28	14.01	37.92	100	359	P	V
	*	5955	108.96	-	-	98.59	34.28	14.01	37.92	100	359	A	V
													V
													V
Remark	1. No other spurious found. 2. All results are PASS against Peak and Average limit line.												

Band 5 5925~6425MHz

WIFI 802.11ax HE40 Full (Band Edge @ 3m)

WIFI Ant. 1+2	Note	Frequency (MHz)	Level (dBμV/m)	Margin (dB)	Limit Line (dBμV/m)	Read Level (dBμV)	Antenna Factor (dB/m)	Path Loss (dB)	Preamp Factor (dB)	Ant Pos (cm)	Table Pos (deg)	Peak Avg. (P/A)	Pol. (H/V)
802.11ax HE40 Full CH 03 5965MHz		5921.46	61.89	-26.31	88.2	51.57	34.3	13.95	37.93	109	61	P	H
		5921.28	49.7	-18.5	68.2	39.38	34.3	13.95	37.93	109	61	A	H
	*	5965	111.75	-	-	101.41	34.24	14.02	37.92	109	61	P	H
	*	5965	102.89	-	-	92.55	34.24	14.02	37.92	109	61	A	H
													H
													H
		5919.3	58.55	-29.65	88.2	48.23	34.3	13.95	37.93	117	359	P	V
		5925	49.4	-18.8	68.2	39.07	34.3	13.96	37.93	117	359	A	V
	*	5965	109.7	-	-	99.36	34.24	14.02	37.92	117	359	P	V
	*	5965	102.47	-	-	92.13	34.24	14.02	37.92	117	359	A	V
													V
													V
Remark	1. No other spurious found. 2. All results are PASS against Peak and Average limit line.												

Band 5 5925~6425MHz

WIFI 802.11ax HE40 Full (Harmonic @ 3m)

WIFI Ant. 1+2	Note	Frequency (MHz)	Level (dBμV/m)	Margin (dB)	Limit Line (dBμV/m)	Read Level (dBμV)	Antenna Factor (dB/m)	Path Loss (dB)	Preamp Factor (dB)	Ant Pos (cm)	Table Pos (deg)	Peak Avg. (P/A)	Pol. (H/V)
		11930	49.9	-24.1	74	34.05	38.96	19.92	43.03	321	112	P	H
		11930	40.79	-13.21	54	24.94	38.96	19.92	43.03	321	112	A	H
		17895	55.13	-18.87	74	34.2	41.84	24.56	45.47	102	182	P	H
		17895	46	-8	54	25.07	41.84	24.56	45.47	102	182	A	H
													H
													H
													H
													H
													H
													H
802.11ax													H
HE40 Full													H
CH 03		11930	50.5	-23.5	74	34.65	38.96	19.92	43.03	398	101	P	V
5965MHz		11930	40.81	-13.19	54	24.96	38.96	19.92	43.03	398	101	A	V
		17895	54.24	-19.76	74	33.31	41.84	24.56	45.47	105	242	P	V
		17895	46.19	-7.81	54	25.26	41.84	24.56	45.47	105	242	A	V
													V
													V
													V
													V
													V
													V
													V
													V

WIFI Ant. 1+2	Note	Frequency (MHz)	Level (dBµV/m)	Margin (dB)	Limit Line (dBµV/m)	Read Level (dBµV)	Antenna Factor (dB/m)	Path Loss (dB)	Preamp Factor (dB)	Ant Pos (cm)	Table Pos (deg)	Peak Avg. (P/A)	Pol. (H/V)
		12410	51.52	-22.48	74	35.29	39.01	20.35	43.13	400	31	P	H
		12410	41.08	-12.92	54	24.85	39.01	20.35	43.13	400	31	A	H
		18615	37.48	-36.52	74	47.56	38.24	15.46	63.78	-	-	P	H
													H
													H
													H
													H
													H
													H
													H
802.11ax													H
HE40 Full													H
CH 51		12410	51.41	-22.59	74	35.18	39.01	20.35	43.13	100	18	P	V
6205MHz		12410	41.09	-12.91	54	24.86	39.01	20.35	43.13	100	18	A	V
		18615	37.89	-36.11	74	47.97	38.24	15.46	63.78	-	-	P	V
													V
													V
													V
													V
													V
													V
													V
													V
													V

WIFI Ant. 1+2	Note	Frequency (MHz)	Level (dBμV/m)	Margin (dB)	Limit Line (dBμV/m)	Read Level (dBμV)	Antenna Factor (dB/m)	Path Loss (dB)	Preamp Factor (dB)	Ant Pos (cm)	Table Pos (deg)	Peak Avg. (P/A)	Pol. (H/V)
		12810	52.5	-35.7	88.2	35.07	39.72	20.73	43.02	-	-	P	H
		19215	37.54	-36.46	74	47.15	38	15.88	63.49	-	-	P	H
													H
													H
													H
													H
													H
													H
													H
													H
802.11ax													H
HE40 Full													H
CH 91		12810	52.04	-36.16	88.2	34.61	39.72	20.73	43.02	-	-	P	V
6405MHz		19215	37.76	-36.24	74	47.37	38	15.88	63.49	-	-	P	V
													V
													V
													V
													V
													V
													V
													V
													V
													V
													V
Remark	1. No other spurious found. 2. All results are PASS against Peak and Average limit line. 3. The emission position marked as "-" means no suspected emission found with sufficient margin against limit line or noise floor only.												

Band 5 5925~6425MHz

WIFI 802.11ax HE40 Partial 242 (Band Edge @ 3m)

WIFI Ant. 1+2	Note	Frequency (MHz)	Level (dBμV/m)	Margin (dB)	Limit Line (dBμV/m)	Read Level (dBμV)	Antenna Factor (dB/m)	Path Loss (dB)	Preamp Factor (dB)	Ant Pos (cm)	Table Pos (deg)	Peak Avg. (P/A)	Pol. (H/V)
802.11ax HE40 Partial 242/61 CH 03 5965MHz		5910.3	81.93	-6.27	88.2	71.62	34.3	13.94	37.93	100	359	P	H
		5910.12	60.5	-7.7	68.2	50.19	34.3	13.94	37.93	100	359	P	H
	*	5965	112.61	-	-	102.27	34.24	14.02	37.92	100	359	P	H
	*	5965	105.74	-	-	95.4	34.24	14.02	37.92	100	359	A	H
													H
													H
		5907.6	81.89	-6.31	88.2	71.59	34.3	13.93	37.93	110	360	P	V
		5916.78	60.46	-7.74	68.2	50.14	34.3	13.95	37.93	110	360	A	V
	*	5965	112.33	-	-	101.99	34.24	14.02	37.92	110	360	P	V
	*	5965	105.24	-	-	94.9	34.24	14.02	37.92	110	360	A	V
													V
													V
Remark	1. No other spurious found. 2. All results are PASS against Peak and Average limit line.												

Band 5 5925~6425MHz

WIFI 802.11ax HE80 Full (Band Edge @ 3m)

WIFI Ant. 1+2	Note	Frequency (MHz)	Level (dBμV/m)	Margin (dB)	Limit Line (dBμV/m)	Read Level (dBμV)	Antenna Factor (dB/m)	Path Loss (dB)	Preamp Factor (dB)	Ant Pos (cm)	Table Pos (deg)	Peak Avg. (P/A)	Pol. (H/V)
802.11ax HE80 Full CH 07 5985MHz		5918.6	64.49	-23.71	88.2	54.17	34.3	13.95	37.93	139	357	P	H
		5922.28	54.55	-13.65	68.2	44.22	34.3	13.96	37.93	139	357	A	H
	*	5985	107.42	-	-	97.11	34.16	14.06	37.91	139	357	P	H
	*	5985	100.01	-	-	89.7	34.16	14.06	37.91	139	357	A	H
													H
													H
		5917.16	62.7	-25.5	88.2	52.38	34.3	13.95	37.93	100	359	P	V
		5917	52.81	-15.39	68.2	42.49	34.3	13.95	37.93	100	359	A	V
	*	5985	108.32	-	-	98.01	34.16	14.06	37.91	100	359	P	V
	*	5985	99.3	-	-	88.99	34.16	14.06	37.91	100	359	A	V
													V
													V
Remark	1. No other spurious found. 2. All results are PASS against Peak and Average limit line.												

Band 5 5925~6425MHz

WIFI 802.11ax HE80 Full (Harmonic @ 3m)

WIFI Ant. 1+2	Note	Frequency (MHz)	Level (dBμV/m)	Margin (dB)	Limit Line (dBμV/m)	Read Level (dBμV)	Antenna Factor (dB/m)	Path Loss (dB)	Preamp Factor (dB)	Ant Pos (cm)	Table Pos (deg)	Peak Avg. (P/A)	Pol. (H/V)
		11970	49.81	-24.19	74	33.88	39.04	19.95	43.06	195	240	P	H
		11970	41.14	-12.86	54	25.21	39.04	19.95	43.06	195	240	A	H
		17955	54.8	-19.2	74	33.52	42.23	24.59	45.54	202	115	P	H
		17955	46.74	-7.26	54	25.46	42.23	24.59	45.54	202	115	A	H
													H
													H
													H
													H
													H
													H
802.11ax													H
HE80 Full													H
CH 07		11970	50.13	-23.87	74	34.2	39.04	19.95	43.06	387	58	P	V
5985MHz		11970	41.26	-12.74	54	25.33	39.04	19.95	43.06	387	58	A	V
		17955	55.23	-18.77	74	33.95	42.23	24.59	45.54	311	354	P	V
		17955	46.78	-7.22	54	25.5	42.23	24.59	45.54	311	354	A	V
													V
													V
													V
													V
													V
													V
													V
													V

WIFI Ant. 1+2	Note	Frequency (MHz)	Level (dBμV/m)	Margin (dB)	Limit Line (dBμV/m)	Read Level (dBμV)	Antenna Factor (dB/m)	Path Loss (dB)	Preamp Factor (dB)	Ant Pos (cm)	Table Pos (deg)	Peak Avg. (P/A)	Pol. (H/V)
		12450	51.12	-22.88	74	34.81	39.05	20.39	43.13	152	258	P	H
		12450	41.54	-12.46	54	25.23	39.05	20.39	43.13	152	258	A	H
		18675	39.05	-34.95	74	49.36	37.95	15.5	63.76	-	-	P	H
													H
													H
													H
													H
													H
													H
													H
802.11ax													H
HE80 Full													H
CH 55		12450	50.78	-23.22	74	34.47	39.05	20.39	43.13	222	25	P	V
6225MHz		12450	41.41	-12.59	54	25.1	39.05	20.39	43.13	222	25	A	V
		18675	37.35	-36.65	74	47.66	37.95	15.5	63.76	-	-	P	V
													V
													V
													V
													V
													V
													V
													V
													V
													V

WIFI Ant. 1+2	Note	Frequency (MHz)	Level (dBμV/m)	Margin (dB)	Limit Line (dBμV/m)	Read Level (dBμV)	Antenna Factor (dB/m)	Path Loss (dB)	Preamp Factor (dB)	Ant Pos (cm)	Table Pos (deg)	Peak Avg. (P/A)	Pol. (H/V)
		12770	51.45	-36.75	88.2	34.18	39.61	20.69	43.03	-	-	P	H
		19155	36.62	-37.38	74	45.88	38.45	15.84	63.55	-	-	P	H
													H
													H
													H
													H
													H
													H
													H
													H
802.11ax													H
HE80 Full													H
CH 87		12770	52.18	-36.02	88.2	34.91	39.61	20.69	43.03	-	-	P	V
6385MHz		19155	37.89	-36.11	74	47.15	38.45	15.84	63.55	-	-	P	V
													V
													V
													V
													V
													V
													V
													V
													V
													V
													V
Remark	1. No other spurious found. 2. All results are PASS against Peak and Average limit line. 3. The emission position marked as "-" means no suspected emission found with sufficient margin against limit line or noise floor only.												

Band 5 5925~6425MHz

WIFI 802.11ax HE80 Partial 484 (Band Edge @ 3m)

WIFI Ant. 1+2	Note	Frequency (MHz)	Level (dBμV/m)	Margin (dB)	Limit Line (dBμV/m)	Read Level (dBμV)	Antenna Factor (dB/m)	Path Loss (dB)	Preamp Factor (dB)	Ant Pos (cm)	Table Pos (deg)	Peak Avg. (P/A)	Pol. (H/V)
802.11ax HE80 Partial 484/65 CH 07 5985MHz		5924.68	77.86	-10.34	88.2	67.53	34.3	13.96	37.93	158	360	P	H
		5923.24	57.41	-10.79	68.2	47.08	34.3	13.96	37.93	158	360	A	H
	*	5985	109.14	-	-	98.83	34.16	14.06	37.91	158	360	P	H
	*	5985	101.7	-	-	91.39	34.16	14.06	37.91	158	360	A	H
													H
													H
		5922.44	77.87	-10.33	88.2	67.54	34.3	13.96	37.93	125	359	P	V
		5921.96	56.78	-11.42	68.2	46.45	34.3	13.96	37.93	125	359	A	V
	*	5985	110.89	-	-	100.58	34.16	14.06	37.91	125	359	P	V
	*	5985	102.49	-	-	92.18	34.16	14.06	37.91	125	359	A	V
													V
													V
Remark	1. No other spurious found. 2. All results are PASS against Peak and Average limit line.												

Band 5 5925~6425MHz

WIFI 802.11ax HE160 Full (Band Edge @ 3m)

WIFI Ant. 1+2	Note	Frequency (MHz)	Level (dBμV/m)	Margin (dB)	Limit Line (dBμV/m)	Read Level (dBμV)	Antenna Factor (dB/m)	Path Loss (dB)	Preamp Factor (dB)	Ant Pos (cm)	Table Pos (deg)	Peak Avg. (P/A)	Pol. (H/V)
802.11ax HE160 Full CH 15 6025MHz		5897	64.12	-24.08	88.2	53.83	34.3	13.92	37.93	100	61	P	H
		5908.84	53.24	-14.96	68.2	42.94	34.3	13.93	37.93	100	61	A	H
	*	6025	106.02	-	-	95.63	34.2	14.1	37.91	100	61	P	H
	*	6025	96.84	-	-	86.45	34.2	14.1	37.91	100	61	P	H
													H
													H
		5901.8	62.08	-26.12	88.2	51.79	34.3	13.92	37.93	120	1	P	V
		5906.28	53.58	-14.62	68.2	43.28	34.3	13.93	37.93	120	1	A	V
	*	6025	103.87	-	-	93.48	34.2	14.1	37.91	120	1	P	V
	*	6025	95.7	-	-	85.31	34.2	14.1	37.91	120	1	P	V
													V
													V
Remark	1. No other spurious found. 2. All results are PASS against Peak and Average limit line.												

Band 5 5925~6425MHz

WIFI 802.11ax HE80 Full (Harmonic @ 3m)

WIFI Ant. 1+2	Note	Frequency (MHz)	Level (dBµV/m)	Margin (dB)	Limit Line (dBµV/m)	Read Level (dBµV)	Antenna Factor (dB/m)	Path Loss (dB)	Preamp Factor (dB)	Ant Pos (cm)	Table Pos (deg)	Peak Avg. (P/A)	Pol. (H/V)
		12050	50.12	-23.88	74	34.04	39.15	20.03	43.1	395	222	P	H
		12050	41.03	-12.97	54	24.95	39.15	20.03	43.1	395	222	A	H
		18075	37.95	-36.05	74	49.24	37.6	15.08	63.97	-	-	P	H
													H
													H
													H
													H
													H
													H
													H
802.11ax													H
HE160 Full													H
CH 15		12050	49.27	-24.73	74	33.19	39.15	20.03	43.1	225	8	P	V
6025MHz		12050	41.28	-12.72	54	25.2	39.15	20.03	43.1	225	8	A	V
		18075	37.21	-36.79	74	48.5	37.6	15.08	63.97	-	-	P	V
													V
													V
													V
													V
													V
													V
													V
													V
													V

WIFI Ant. 1+2	Note	Frequency (MHz)	Level (dBμV/m)	Margin (dB)	Limit Line (dBμV/m)	Read Level (dBμV)	Antenna Factor (dB/m)	Path Loss (dB)	Preamp Factor (dB)	Ant Pos (cm)	Table Pos (deg)	Peak Avg. (P/A)	Pol. (H/V)
		12370	49.52	-24.48	74	33.3	39.03	20.32	43.13	266	5	P	H
		12370	41.38	-12.62	54	25.16	39.03	20.32	43.13	266	5	A	H
		18555	38.71	-35.29	74	48.87	38.21	15.42	63.79	-	-	P	H
													H
													H
													H
													H
													H
													H
													H
802.11ax													H
HE160 Full													H
CH 47		12370	50.6	-23.4	74	34.38	39.03	20.32	43.13	320	58	P	V
6185MHz		12370	41.34	-12.66	54	25.12	39.03	20.32	43.13	320	58	A	V
		18555	37.17	-36.83	74	47.33	38.21	15.42	63.79	-	-	P	V
													V
													V
													V
													V
													V
													V
													V
													V
													V

WIFI Ant. 1+2	Note	Frequency (MHz)	Level (dBμV/m)	Margin (dB)	Limit Line (dBμV/m)	Read Level (dBμV)	Antenna Factor (dB/m)	Path Loss (dB)	Preamp Factor (dB)	Ant Pos (cm)	Table Pos (deg)	Peak Avg. (P/A)	Pol. (H/V)
		12690	50.54	-23.46	74	33.59	39.39	20.62	43.06	-	-	P	H
		19035	35.8	-38.2	74	45.25	38.47	15.75	63.67	-	-	P	H
													H
													H
													H
													H
													H
													H
													H
													H
802.11ax													H
HE160 Full													H
CH 79		12690	50.88	-23.12	74	33.93	39.39	20.62	43.06	-	-	P	V
6345MHz		19035	37.5	-36.5	74	46.95	38.47	15.75	63.67	-	-	P	V
													V
													V
													V
													V
													V
													V
													V
													V
													V
													V
Remark	1. No other spurious found. 2. All results are PASS against Peak and Average limit line. 3. The emission position marked as "-" means no suspected emission found with sufficient margin against limit line or noise floor only.												

Band 5 5925~6425MHz

WIFI 802.11ax HE160 Partial 996 (Band Edge @ 3m)

WIFI Ant. 1+2	Note	Frequency (MHz)	Level (dBμV/m)	Margin (dB)	Limit Line (dBμV/m)	Read Level (dBμV)	Antenna Factor (dB/m)	Path Loss (dB)	Preamp Factor (dB)	Ant Pos (cm)	Table Pos (deg)	Peak Avg. (P/A)	Pol. (H/V)
802.11ax HE160 Partial 996/67 CH 15 6025MHz		5903.08	80.4	-7.8	88.2	70.11	34.3	13.92	37.93	146	358	P	H
		5892.52	65.27	-2.93	68.2	55	34.3	13.91	37.94	146	358	A	H
	*	6025	108.48	-	-	98.09	34.2	14.1	37.91	146	358	P	H
	*	6025	100.35	-	-	89.96	34.2	14.1	37.91	146	358	P	H
													H
													H
		5900.84	78	-10.2	88.2	67.71	34.3	13.92	37.93	106	360	P	V
		5900.52	64.68	-3.52	68.2	54.39	34.3	13.92	37.93	106	360	A	V
	*	6025	107.11	-	-	96.72	34.2	14.1	37.91	106	360	P	V
	*	6025	99.1	-	-	88.71	34.2	14.1	37.91	106	360	P	V
													V
													V
Remark	1. No other spurious found. 2. All results are PASS against Peak and Average limit line.												

Band 6 - 6425~6525MHz

WIFI 802.11a (Harmonic @ 3m)

WIFI Ant. 1+2	Note	Frequency (MHz)	Level (dBµV/m)	Margin (dB)	Limit Line (dBµV/m)	Read Level (dBµV)	Antenna Factor (dB/m)	Path Loss (dB)	Preamp Factor (dB)	Ant Pos (cm)	Table Pos (deg)	Peak Avg. (P/A)	Pol. (H/V)
802.11a CH 97 6435MHz		12870	50.89	-37.31	88.2	33.26	39.84	20.78	42.99	-	-	P	H
		19305	39.71	-34.29	74	49.01	38.16	15.94	63.4	150	48	P	H
		19305	30.7	-23.3	54	40	38.16	15.94	63.4	150	48	A	H
													H
													H
													H
													H
													H
													H
													H
													H
													H
		12870	51.86	-36.34	88.2	34.23	39.84	20.78	42.99	-	-	P	V
		19305	39.22	-34.78	74	48.52	38.16	15.94	63.4	150	11	P	V
		19305	29.75	-24.25	54	39.05	38.16	15.94	63.4	150	11	A	V
													V
													V
													V
													V
													V
													V
													V
													V
													V

WIFI Ant. 1+2	Note	Frequency (MHz)	Level (dBμV/m)	Margin (dB)	Limit Line (dBμV/m)	Read Level (dBμV)	Antenna Factor (dB/m)	Path Loss (dB)	Preamp Factor (dB)	Ant Pos (cm)	Table Pos (deg)	Peak Avg. (P/A)	Pol. (H/V)
802.11a CH 105 6475MHz		12950	51.74	-36.46	88.2	34	39.85	20.85	42.96	-	-	P	H
		19425	41.09	-32.91	74	50.25	38.1	16.02	63.28	150	42	P	H
		19425	30.6	-23.4	54	39.76	38.1	16.02	63.28	150	42	A	H
													H
													H
													H
													H
													H
													H
													H
													H
													H
		12950	51.39	-36.81	88.2	33.65	39.85	20.85	42.96	-	-	P	V
		19425	40.6	-33.4	74	49.76	38.1	16.02	63.28	150	71	P	V
		19425	30.08	-23.92	54	39.24	38.1	16.02	63.28	150	71	A	V
													V
													V
													V
													V
													V
													V
													V
													V
													V

WIFI Ant. 1+2	Note	Frequency (MHz)	Level (dBμV/m)	Margin (dB)	Limit Line (dBμV/m)	Read Level (dBμV)	Antenna Factor (dB/m)	Path Loss (dB)	Preamp Factor (dB)	Ant Pos (cm)	Table Pos (deg)	Peak Avg. (P/A)	Pol. (H/V)
802.11a CH 113 6515MHz		13030	51.26	-36.94	88.2	33.52	39.77	20.92	42.95	-	-	P	H
		19545	40.86	-33.14	74	49.76	38.16	16.1	63.16	150	50	P	H
		19545	30.34	-23.66	54	39.24	38.16	16.1	63.16	150	50	A	H
													H
													H
													H
													H
													H
													H
													H
													H
													H
		13030	51.03	-37.17	88.2	33.29	39.77	20.92	42.95	-	-	P	V
		19545	40.46	-33.54	74	49.36	38.16	16.1	63.16	150	11	P	V
		19545	30.31	-23.69	54	39.21	38.16	16.1	63.16	150	11	A	V
													V
													V
													V
													V
													V
													V
													V
													V
													V

Remark

1. No other spurious found.
2. All results are PASS against Peak and Average limit line.
3. The emission position marked as "-" means no suspected emission found with sufficient margin against limit line or noise floor only.

Band 6 6425~6525MHz

WIFI 802.11ax HE20 Full (Harmonic @ 3m)

WIFI Ant. 1+2	Note	Frequency (MHz)	Level (dBμV/m)	Margin (dB)	Limit Line (dBμV/m)	Read Level (dBμV)	Antenna Factor (dB/m)	Path Loss (dB)	Preamp Factor (dB)	Ant Pos (cm)	Table Pos (deg)	Peak Avg. (P/A)	Pol. (H/V)
		12870	51.28	-36.92	88.2	33.65	39.84	20.78	42.99	-	-	P	H
		19305	44.25	-29.75	74	53.55	38.16	15.94	63.4	150	120	P	H
		19305	32.67	-21.33	54	41.97	38.16	15.94	63.4	150	120	A	H
													H
													H
													H
													H
													H
													H
													H
802.11ax													H
HE20 Full													H
CH 97		12870	51.63	-36.57	88.2	34	39.84	20.78	42.99	-	-	P	V
6435MHz		19305	37.18	-36.82	74	46.48	38.16	15.94	63.4	-	-	P	V
													V
													V
													V
													V
													V
													V
													V
													V
													V
													V

WIFI Ant. 1+2	Note	Frequency (MHz)	Level (dBμV/m)	Margin (dB)	Limit Line (dBμV/m)	Read Level (dBμV)	Antenna Factor (dB/m)	Path Loss (dB)	Preamp Factor (dB)	Ant Pos (cm)	Table Pos (deg)	Peak Avg. (P/A)	Pol. (H/V)
		12950	51.81	-36.39	88.2	34.07	39.85	20.85	42.96	-	-	P	H
		19425	48.2	-25.8	74	57.36	38.1	16.02	63.28	150	106	P	H
		19425	34.22	-19.78	54	43.38	38.1	16.02	63.28	150	106	A	H
													H
													H
													H
													H
													H
													H
													H
802.11ax													H
HE20 Full													H
CH 105		12950	51.4	-36.8	88.2	33.66	39.85	20.85	42.96	-	-	P	V
6475MHz		19425	37.21	-36.79	74	46.37	38.1	16.02	63.28	-	-	P	V
													V
													V
													V
													V
													V
													V
													V
													V
													V
													V

WIFI Ant. 1+2	Note	Frequency (MHz)	Level (dBμV/m)	Margin (dB)	Limit Line (dBμV/m)	Read Level (dBμV)	Antenna Factor (dB/m)	Path Loss (dB)	Preamp Factor (dB)	Ant Pos (cm)	Table Pos (deg)	Peak Avg. (P/A)	Pol. (H/V)
802.11ax HE20 Full CH 113 6515MHz		13030	52.24	-35.96	88.2	34.5	39.77	20.92	42.95	-	-	P	H
		19545	47.32	-26.68	74	56.22	38.16	16.1	63.16	150	118	P	H
		19545	35.55	-18.45	54	44.45	38.16	16.1	63.16	150	118	A	H
													H
													H
													H
													H
													H
													H
													H
													H
		13030	51.04	-37.16	88.2	33.3	39.77	20.92	42.95	-	-	P	V
		19545	37.71	-36.29	74	46.61	38.16	16.1	63.16	-	-	P	V
													V
													V
													V
													V
													V
													V
													V
													V
													V
													V

Remark

1. No other spurious found.
2. All results are PASS against Peak and Average limit line.
3. The emission position marked as "-" means no suspected emission found with sufficient margin against limit line or noise floor only.

Band 6 6425~6525MHz

WIFI 802.11ax HE40 Full (Harmonic @ 3m)

WIFI Ant. 1+2	Note	Frequency (MHz)	Level (dBμV/m)	Margin (dB)	Limit Line (dBμV/m)	Read Level (dBμV)	Antenna Factor (dB/m)	Path Loss (dB)	Preamp Factor (dB)	Ant Pos (cm)	Table Pos (deg)	Peak Avg. (P/A)	Pol. (H/V)
		12890	51.62	-36.58	88.2	33.92	39.88	20.8	42.98	-	-	P	H
		19335	39.72	-34.28	74	49.21	37.92	15.96	63.37	150	122	P	H
		19335	31.83	-22.17	54	41.32	37.92	15.96	63.37	150	122	A	H
													H
													H
													H
													H
													H
													H
													H
802.11ax													H
HE40 Full													H
CH 99		12890	51.15	-37.05	88.2	33.45	39.88	20.8	42.98	-	-	P	V
6445MHz		19335	38.25	-35.75	74	47.74	37.92	15.96	63.37	-	-	P	V
													V
													V
													V
													V
													V
													V
													V
													V
													V
													V

WIFI Ant. 1+2	Note	Frequency (MHz)	Level (dBµV/m)	Margin (dB)	Limit Line (dBµV/m)	Read Level (dBµV)	Antenna Factor (dB/m)	Path Loss (dB)	Preamp Factor (dB)	Ant Pos (cm)	Table Pos (deg)	Peak Avg. (P/A)	Pol. (H/V)
		12970	51.39	-36.81	88.2	33.64	39.83	20.87	42.95	-	-	P	H
		19455	39.93	-34.07	74	49.15	37.98	16.04	63.24	150	111	P	H
		19455	32.88	-21.12	54	42.1	37.98	16.04	63.24	150	111	A	H
													H
													H
													H
													H
													H
													H
													H
802.11ax													H
HE40 Full													H
CH 107		12970	51.42	-36.78	88.2	33.67	39.83	20.87	42.95	-	-	P	V
6485MHz		19455	37.28	-36.72	74	46.5	37.98	16.04	63.24	-	-	P	V
													V
													V
													V
													V
													V
													V
													V
													V
													V
													V

WIFI Ant. 1+2	Note	Frequency (MHz)	Level (dBμV/m)	Margin (dB)	Limit Line (dBμV/m)	Read Level (dBμV)	Antenna Factor (dB/m)	Path Loss (dB)	Preamp Factor (dB)	Ant Pos (cm)	Table Pos (deg)	Peak Avg. (P/A)	Pol. (H/V)
		13050	51.65	-36.55	88.2	33.92	39.75	20.95	42.97	-	-	P	H
		19575	43.48	-30.52	74	52.23	38.25	16.12	63.12	150	114	P	H
		19575	33.53	-20.47	54	42.28	38.25	16.12	63.12	150	114	A	H
													H
													H
													H
													H
													H
													H
													H
802.11ax													H
HE40 Full													H
CH 115		13050	51.02	-37.18	88.2	33.29	39.75	20.95	42.97	-	-	P	V
6525MHz		19575	36.87	-37.13	74	45.62	38.25	16.12	63.12	-	-	P	V
													V
													V
													V
													V
													V
													V
													V
													V
													V
													V

Remark

1. No other spurious found.
2. All results are PASS against Peak and Average limit line.
3. The emission position marked as "-" means no suspected emission found with sufficient margin against limit line or noise floor only.

Band 6 6425~6525MHz

WIFI 802.11ax HE80 Full (Harmonic @ 3m)

WIFI Ant. 1+2	Note	Frequency (MHz)	Level (dBμV/m)	Margin (dB)	Limit Line (dBμV/m)	Read Level (dBμV)	Antenna Factor (dB/m)	Path Loss (dB)	Preamp Factor (dB)	Ant Pos (cm)	Table Pos (deg)	Peak Avg. (P/A)	Pol. (H/V)
		12930	50.96	-37.24	88.2	33.22	39.87	20.84	42.97	-	-	P	H
		19395	40.4	-33.6	74	49.55	38.16	16	63.31	150	124	P	H
		19395	31.06	-22.94	54	40.21	38.16	16	63.31	150	124	A	H
													H
													H
													H
													H
													H
													H
													H
802.11ax													H
HE80 Full													H
CH 103		12930	51.4	-36.8	88.2	33.66	39.87	20.84	42.97	-	-	P	V
6465MHz		19395	36.83	-37.17	74	45.98	38.16	16	63.31	-	-	P	V
													V
													V
													V
													V
													V
													V
													V
													V
													V
													V

Remark

1. No other spurious found.
2. All results are PASS against Peak and Average limit line.
3. The emission position marked as "-" means no suspected emission found with sufficient margin against limit line or noise floor only.

Band 6 6425~6525MHz

WIFI 802.11ax HE160 Full (Harmonic @ 3m)

WIFI Ant. 1+2	Note	Frequency (MHz)	Level (dBμV/m)	Margin (dB)	Limit Line (dBμV/m)	Read Level (dBμV)	Antenna Factor (dB/m)	Path Loss (dB)	Preamp Factor (dB)	Ant Pos (cm)	Table Pos (deg)	Peak Avg. (P/A)	Pol. (H/V)
		13010	52	-36.2	88.2	34.24	39.79	20.91	42.94	-	-	P	H
		19515	39.29	-34.71	74	48.48	37.92	16.08	63.19	-	-	P	H
													H
													H
													H
													H
													H
													H
													H
													H
802.11ax													H
HE160 Full													H
CH 111		13010	51.2	-37	88.2	33.44	39.79	20.91	42.94	-	-	P	V
6505MHz		19515	39.67	-34.33	74	48.86	37.92	16.08	63.19	-	-	P	V
													V
													V
													V
													V
													V
													V
													V
													V
													V
													V
Remark	1. No other spurious found. 2. All results are PASS against Peak and Average limit line. 3. The emission position marked as "-" means no suspected emission found with sufficient margin against limit line or noise floor only.												

Band 7 - 6525~6875MHz

WIFI 802.11a (Harmonic @ 3m)

WIFI Ant. 1+2	Note	Frequency (MHz)	Level (dBμV/m)	Margin (dB)	Limit Line (dBμV/m)	Read Level (dBμV)	Antenna Factor (dB/m)	Path Loss (dB)	Preamp Factor (dB)	Ant Pos (cm)	Table Pos (deg)	Peak Avg. (P/A)	Pol. (H/V)
802.11a CH 117 6535MHz		13070	50.93	-37.27	88.2	33.21	39.73	20.96	42.97	-	-	P	H
		19605	42.06	-31.94	74	50.75	38.27	16.14	63.1	150	39	P	H
		19605	31.95	-22.05	54	40.64	38.27	16.14	63.1	150	39	A	H
													H
													H
													H
													H
													H
													H
													H
													H
		13070	51.42	-36.78	88.2	33.7	39.73	20.96	42.97	-	-	P	V
		19605	40.4	-33.6	74	49.09	38.27	16.14	63.1	150	31	P	V
		19605	29.65	-24.35	54	38.34	38.27	16.14	63.1	150	31	A	V
													V
													V
													V
													V
													V
													V
													V
													V
													V

WIFI Ant. 1+2	Note	Frequency (MHz)	Level (dBμV/m)	Margin (dB)	Limit Line (dBμV/m)	Read Level (dBμV)	Antenna Factor (dB/m)	Path Loss (dB)	Preamp Factor (dB)	Ant Pos (cm)	Table Pos (deg)	Peak Avg. (P/A)	Pol. (H/V)
		13390	54.96	-19.04	74	36.7	40.16	21.23	43.13	100	21	P	H
		13390	44.01	-9.99	54	25.75	40.16	21.23	43.13	100	21	A	H
		20085	41.88	-32.12	74	49.96	38.03	16.47	62.58	150	65	P	H
		20085	31.94	-22.06	54	40.02	38.03	16.47	62.58	150	65	A	H
													H
													H
													H
													H
													H
													H
													H
													H
802.11a CH 149 6695MHz		13390	52.89	-21.11	74	34.63	40.16	21.23	43.13	200	57	P	V
		13390	43.35	-10.65	54	25.09	40.16	21.23	43.13	200	57	A	V
		20085	40.42	-33.58	74	48.5	38.03	16.47	62.58	150	29	P	V
		20085	30.25	-23.75	54	38.33	38.03	16.47	62.58	150	29	A	V
													V
													V
													V
													V
													V
													V
													V
													V

WIFI Ant. 1+2	Note	Frequency (MHz)	Level (dBμV/m)	Margin (dB)	Limit Line (dBμV/m)	Read Level (dBμV)	Antenna Factor (dB/m)	Path Loss (dB)	Preamp Factor (dB)	Ant Pos (cm)	Table Pos (deg)	Peak Avg. (P/A)	Pol. (H/V)
802.11a CH 185 6875MHz		13750	62.46	-25.74	88.2	44.72	39.75	21.53	43.54	281	50	P	H
		13750	51.69	-16.51	68.2	33.95	39.75	21.53	43.54	281	50	A	H
		20625	43.23	-30.77	74	50.43	37.85	16.87	61.92	150	18	P	H
		20625	32.74	-21.26	54	39.94	37.85	16.87	61.92	150	18	A	H
													H
													H
													H
													H
													H
													H
													H
													H
		13750	54.52	-33.68	88.2	36.78	39.75	21.53	43.54	200	19	P	V
		13750	45.88	-22.32	68.2	28.14	39.75	21.53	43.54	200	19	A	V
		20625	39.81	-34.19	74	47.01	37.85	16.87	61.92	150	33	P	V
		20625	30.04	-23.96	54	37.24	37.85	16.87	61.92	150	33	A	V
													V
													V
													V
													V
													V
													V
													V
													V
Remark	1. No other spurious found. 2. All results are PASS against Peak and Average limit line. 3. The emission position marked as "-" means no suspected emission found with sufficient margin against limit line or noise floor only.												

Band 7 - 6525~6875MHz

WIFI 802.11ax HE20 Full (Harmonic @ 3m)

WIFI Ant. 1+2	Note	Frequency (MHz)	Level (dBμV/m)	Margin (dB)	Limit Line (dBμV/m)	Read Level (dBμV)	Antenna Factor (dB/m)	Path Loss (dB)	Preamp Factor (dB)	Ant Pos (cm)	Table Pos (deg)	Peak Avg. (P/A)	Pol. (H/V)
		13070	50.98	-37.22	88.2	33.26	39.73	20.96	42.97	-	-	P	H
		19605	47.48	-26.52	74	56.17	38.27	16.14	63.1	150	115	P	H
		19605	35.77	-18.23	54	44.46	38.27	16.14	63.1	150	115	A	H
													H
													H
													H
													H
													H
													H
													H
802.11ax													H
HE20 Full													H
CH 117		13070	51.77	-36.43	88.2	34.05	39.73	20.96	42.97	-	-	P	V
6535MHz		19605	38.32	-35.68	74	47.01	38.27	16.14	63.1	-	-	P	V
													V
													V
													V
													V
													V
													V
													V
													V
													V
													V

WIFI Ant. 1+2	Note	Frequency (MHz)	Level (dBμV/m)	Margin (dB)	Limit Line (dBμV/m)	Read Level (dBμV)	Antenna Factor (dB/m)	Path Loss (dB)	Preamp Factor (dB)	Ant Pos (cm)	Table Pos (deg)	Peak Avg. (P/A)	Pol. (H/V)
		13390	54.11	-19.89	74	35.85	40.16	21.23	43.13	117	19	P	H
		13390	44.07	-9.93	54	25.81	40.16	21.23	43.13	117	19	A	H
		20085	43.71	-30.29	74	51.79	38.03	16.47	62.58	150	111	P	H
		20085	32.07	-21.93	54	40.15	38.03	16.47	62.58	150	111	A	H
													H
													H
													H
													H
													H
													H
802.11ax													H
HE20 Full													H
CH 149		13390	52.56	-21.44	74	34.3	40.16	21.23	43.13	200	56	P	V
6695MHz		13390	42.76	-11.24	54	24.5	40.16	21.23	43.13	200	56	A	V
		20085	39.37	-34.63	74	47.45	38.03	16.47	62.58	-	-	P	V
													V
													V
													V
													V
													V
													V
													V
													V
													V

WIFI Ant. 1+2	Note	Frequency (MHz)	Level (dBμV/m)	Margin (dB)	Limit Line (dBμV/m)	Read Level (dBμV)	Antenna Factor (dB/m)	Path Loss (dB)	Preamp Factor (dB)	Ant Pos (cm)	Table Pos (deg)	Peak Avg. (P/A)	Pol. (H/V)
		13750	58.09	-30.11	88.2	40.35	39.75	21.53	43.54	250	12	P	H
		13750	48.83	-19.37	68.2	31.09	39.75	21.53	43.54	250	12	A	H
		20625	49.35	-24.65	74	56.55	37.85	16.87	61.92	150	69	P	H
		20625	38.41	-15.59	54	45.61	37.85	16.87	61.92	150	69	A	H
													H
													H
													H
													H
													H
													H
802.11ax													H
HE20 Full													H
CH 185		13750	53.28	-34.92	88.2	35.54	39.75	21.53	43.54	400	1	P	V
6875MHz		13750	46.34	-21.86	68.2	28.6	39.75	21.53	43.54	400	1	A	V
		20625	38.35	-35.65	74	45.55	37.85	16.87	61.92	-	-	P	V
													V
													V
													V
													V
													V
													V
													V
													V
													V
Remark	1. No other spurious found. 2. All results are PASS against Peak and Average limit line. 3. The emission position marked as "-" means no suspected emission found with sufficient margin against limit line or noise floor only.												

Band 7 - 6525~6875MHz

WIFI 802.11ax HE40 Full (Harmonic @ 3m)

WIFI Ant. 1+2	Note	Frequency (MHz)	Level (dBμV/m)	Margin (dB)	Limit Line (dBμV/m)	Read Level (dBμV)	Antenna Factor (dB/m)	Path Loss (dB)	Preamp Factor (dB)	Ant Pos (cm)	Table Pos (deg)	Peak Avg. (P/A)	Pol. (H/V)
		13130	50.94	-37.26	88.2	33.17	39.76	21.01	43	-	-	P	H
		19695	41.63	-32.37	74	50.26	38.18	16.2	63.01	150	122	P	H
		19695	32.67	-21.33	54	41.3	38.18	16.2	63.01	150	122	A	H
													H
													H
													H
													H
													H
													H
													H
802.11ax													H
HE40 Full													H
CH 123		13130	51.14	-37.06	88.2	33.37	39.76	21.01	43	-	-	P	V
6565MHz		19695	38.98	-35.02	74	47.61	38.18	16.2	63.01	-	-	P	V
													V
													V
													V
													V
													V
													V
													V
													V
													V
													V

WIFI Ant. 1+2	Note	Frequency (MHz)	Level (dBμV/m)	Margin (dB)	Limit Line (dBμV/m)	Read Level (dBμV)	Antenna Factor (dB/m)	Path Loss (dB)	Preamp Factor (dB)	Ant Pos (cm)	Table Pos (deg)	Peak Avg. (P/A)	Pol. (H/V)
		13370	51.56	-22.44	74	33.38	40.08	21.22	43.12	200	5	P	H
		13370	42.83	-11.17	54	24.65	40.08	21.22	43.12	200	5	A	H
		20055	37.29	-36.71	74	45.37	38.09	16.45	62.62	-	-	P	H
													H
													H
													H
													H
													H
													H
													H
802.11ax													H
HE40 Full													H
CH 147		13370	51.89	-22.11	74	33.71	40.08	21.22	43.12	250	49	P	V
6685MHz		13370	42.42	-11.58	54	24.24	40.08	21.22	43.12	250	49	A	V
		20055	37.85	-36.15	74	45.93	38.09	16.45	62.62	-	-	P	V
													V
													V
													V
													V
													V
													V
													V
													V
													V

WIFI Ant. 1+2	Note	Frequency (MHz)	Level (dBμV/m)	Margin (dB)	Limit Line (dBμV/m)	Read Level (dBμV)	Antenna Factor (dB/m)	Path Loss (dB)	Preamp Factor (dB)	Ant Pos (cm)	Table Pos (deg)	Peak Avg. (P/A)	Pol. (H/V)
		13770	58.44	-29.76	88.2	40.72	39.73	21.56	43.57	280	50	P	H
		13770	49.05	-19.15	68.2	31.33	39.73	21.56	43.57	280	50	A	H
		20655	44.02	-29.98	74	51.13	37.91	16.89	61.91	150	105	P	H
		20655	34.09	-19.91	54	41.2	37.91	16.89	61.91	150	105	A	H
													H
													H
													H
													H
													H
													H
802.11ax													H
HE40 Full													H
CH 187		13770	54.08	-34.12	88.2	36.36	39.73	21.56	43.57	397	357	P	V
6885MHz		13770	44.99	-23.21	68.2	27.27	39.73	21.56	43.57	397	357	A	V
		20655	36.99	-37.01	74	44.1	37.91	16.89	61.91	-	-	P	V
													V
													V
													V
													V
													V
													V
													V
													V
													V

Remark

1. No other spurious found.
2. All results are PASS against Peak and Average limit line.
3. The emission position marked as "-" means no suspected emission found with sufficient margin against limit line or noise floor only.

Band 7 - 6525~6875MHz

WIFI 802.11ax HE80 Full (Harmonic @ 3m)

WIFI Ant. 1+2	Note	Frequency (MHz)	Level (dBμV/m)	Margin (dB)	Limit Line (dBμV/m)	Read Level (dBμV)	Antenna Factor (dB/m)	Path Loss (dB)	Preamp Factor (dB)	Ant Pos (cm)	Table Pos (deg)	Peak Avg. (P/A)	Pol. (H/V)
		13250	52.02	-21.98	74	34.12	39.85	21.11	43.06	200	6	P	H
		13250	42.11	-11.89	54	24.21	39.85	21.11	43.06	200	6	A	H
		19875	40.55	-33.45	74	48.95	38.1	16.33	62.83	150	124	P	H
		19875	30.85	-23.15	54	39.25	38.1	16.33	62.83	150	124	A	H
													H
													H
													H
													H
													H
													H
802.11ax													H
HE80 Full													H
CH 135		13250	51.95	-22.05	74	34.05	39.85	21.11	43.06	400	149	P	V
6625MHz		13250	42.1	-11.9	54	24.2	39.85	21.11	43.06	400	149	A	V
		19875	38.67	-35.33	74	47.07	38.1	16.33	62.83	-	-	P	V
													V
													V
													V
													V
													V
													V
													V
													V
													V

WIFI Ant. 1+2	Note	Frequency (MHz)	Level (dBµV/m)	Margin (dB)	Limit Line (dBµV/m)	Read Level (dBµV)	Antenna Factor (dB/m)	Path Loss (dB)	Preamp Factor (dB)	Ant Pos (cm)	Table Pos (deg)	Peak Avg. (P/A)	Pol. (H/V)
		13410	51.08	-37.12	88.2	32.79	40.19	21.25	43.15	-	-	P	H
		20115	37.41	-36.59	74	45.43	38.03	16.49	62.54	-	-	P	H
													H
													H
													H
													H
													H
													H
													H
													H
802.11ax													H
HE80 Full													H
CH 151		13410	51.54	-36.66	88.2	33.25	40.19	21.25	43.15	-	-	P	V
6705MHz		20115	37.57	-36.43	74	45.59	38.03	16.49	62.54	-	-	P	V
													V
													V
													V
													V
													V
													V
													V
													V
													V
													V

WIFI Ant. 1+2	Note	Frequency (MHz)	Level (dBμV/m)	Margin (dB)	Limit Line (dBμV/m)	Read Level (dBμV)	Antenna Factor (dB/m)	Path Loss (dB)	Preamp Factor (dB)	Ant Pos (cm)	Table Pos (deg)	Peak Avg. (P/A)	Pol. (H/V)
		13730	56.73	-31.47	88.2	38.95	39.77	21.52	43.51	293	51	P	H
		13730	45.96	-22.24	68.2	28.18	39.77	21.52	43.51	293	51	A	H
		20595	42.57	-31.43	74	49.85	37.82	16.84	61.94	150	70	P	H
		20595	32.84	-21.16	54	40.12	37.82	16.84	61.94	150	70	A	H
													H
													H
													H
													H
													H
													H
802.11ax													H
HE80 Full													H
CH 183		13730	53.22	-34.98	88.2	35.44	39.77	21.52	43.51	392	351	P	V
6865MHz		13730	43.22	-24.98	68.2	25.44	39.77	21.52	43.51	392	351	A	V
		20595	37.43	-36.57	74	44.71	37.82	16.84	61.94	-	-	P	V
													V
													V
													V
													V
													V
													V
													V
													V
													V

Remark

1. No other spurious found.
2. All results are PASS against Peak and Average limit line.
3. The emission position marked as "-" means no suspected emission found with sufficient margin against limit line or noise floor only.

Band 7 - 6525~6875MHz

WIFI 802.11ax HE160 Full (Harmonic @ 3m)

WIFI Ant. 1+2	Note	Frequency (MHz)	Level (dBμV/m)	Margin (dB)	Limit Line (dBμV/m)	Read Level (dBμV)	Antenna Factor (dB/m)	Path Loss (dB)	Preamp Factor (dB)	Ant Pos (cm)	Table Pos (deg)	Peak Avg. (P/A)	Pol. (H/V)
		13330	51.4	-22.6	74	33.4	39.92	21.18	43.1	231	5	P	H
		13330	43.12	-10.88	54	25.12	39.92	21.18	43.1	231	5	A	H
		19995	38.49	-35.51	74	46.98	37.81	16.41	62.71	-	-	P	H
													H
													H
													H
													H
													H
													H
													H
802.11ax													H
HE160 Full													H
CH 143		13330	51.32	-22.68	74	33.32	39.92	21.18	43.1	323	144	P	V
6665MHz		13330	42.8	-11.2	54	24.8	39.92	21.18	43.1	323	144	A	V
		19995	36.58	-37.42	74	45.07	37.81	16.41	62.71	-	-	P	V
													V
													V
													V
													V
													V
													V
													V
													V
													V

WIFI Ant. 1+2	Note	Frequency (MHz)	Level (dBμV/m)	Margin (dB)	Limit Line (dBμV/m)	Read Level (dBμV)	Antenna Factor (dB/m)	Path Loss (dB)	Preamp Factor (dB)	Ant Pos (cm)	Table Pos (deg)	Peak Avg. (P/A)	Pol. (H/V)
802.11ax HE160 Full CH 175 6825MHz		13650	54.35	-33.85	88.2	36.34	39.95	21.46	43.4	302	51	P	H
		13650	44.88	-23.32	68.2	26.87	39.95	21.46	43.4	302	51	A	H
		20475	38.49	-35.51	74	45.81	37.95	16.76	62.03	-	-	P	H
													H
													H
													H
													H
													H
													H
													H
													H
		13650	53.49	-34.71	88.2	35.48	39.95	21.46	43.4	205	16	P	V
		13650	43.52	-24.68	68.2	25.51	39.95	21.46	43.4	205	16	A	V
		20475	37.3	-36.7	74	44.62	37.95	16.76	62.03	-	-	P	V
													V
													V
													V
													V
													V
													V
													V
													V
													V

Remark

1. No other spurious found.
2. All results are PASS against Peak and Average limit line.
3. The emission position marked as "-" means no suspected emission found with sufficient margin against limit line or noise floor only.

Band 8 - 6875~7125MHz

WIFI 802.11a (Band Edge @ 3m)

WIFI Ant. 1+2	Note	Frequency (MHz)	Level (dBµV/m)	Margin (dB)	Limit Line (dBµV/m)	Read Level (dBµV)	Antenna Factor (dB/m)	Path Loss (dB)	Preamp Factor (dB)	Ant Pos (cm)	Table Pos (deg)	Peak Avg. (P/A)	Pol. (H/V)
802.11a CH 233 7115MHz	*	7115	109.07	-	-	95.72	36.55	15.24	38.44	242	35	P	H
	*	7115	101.62	-	-	88.27	36.55	15.24	38.44	242	35	A	H
		7125.02	74.04	-14.16	88.2	60.59	36.65	15.25	38.45	242	35	P	H
		7125.02	66.75	-1.45	68.2	53.3	36.65	15.25	38.45	242	35	A	H
													H
													H
	*	7115	101.67	-	-	88.32	36.55	15.24	38.44	300	318	P	V
	*	7115	94.76	-	-	81.41	36.55	15.24	38.44	300	318	A	V
		7125.02	67.25	-20.95	88.2	53.8	36.65	15.25	38.45	300	318	P	V
		7125.02	59.91	-8.29	68.2	46.46	36.65	15.25	38.45	300	318	A	V
													V
													V
Remark	1. No other spurious found. 2. All results are PASS against Peak and Average limit line.												

Band 8 - 6875~7125MHz

WIFI 802.11a (Harmonic @ 3m)

WIFI Ant. 1+2	Note	Frequency (MHz)	Level (dBμV/m)	Margin (dB)	Limit Line (dBμV/m)	Read Level (dBμV)	Antenna Factor (dB/m)	Path Loss (dB)	Preamp Factor (dB)	Ant Pos (cm)	Table Pos (deg)	Peak Avg. (P/A)	Pol. (H/V)
802.11a CH 189 6895MHz		13790	60.12	-28.08	88.2	42.44	39.71	21.57	43.6	296	48	P	H
		13790	49.73	-18.47	68.2	32.05	39.71	21.57	43.6	296	48	A	H
		20685	42.79	-31.21	74	49.8	37.97	16.91	61.89	150	70	P	H
		20685	32.13	-21.87	54	39.14	37.97	16.91	61.89	150	70	A	H
													H
													H
													H
													H
													H
													H
													H
													H
		13790	54.66	-33.54	88.2	36.98	39.71	21.57	43.6	295	358	P	V
		13790	45.45	-22.75	68.2	27.77	39.71	21.57	43.6	295	358	A	V
		20685	39.75	-34.25	74	46.76	37.97	16.91	61.89	150	44	P	V
		20685	29.54	-24.46	54	36.55	37.97	16.91	61.89	150	44	A	V
													V
													V
													V
													V
													V
													V
													V
													V

WIFI Ant. 1+2	Note	Frequency (MHz)	Level (dBμV/m)	Margin (dB)	Limit Line (dBμV/m)	Read Level (dBμV)	Antenna Factor (dB/m)	Path Loss (dB)	Preamp Factor (dB)	Ant Pos (cm)	Table Pos (deg)	Peak Avg. (P/A)	Pol. (H/V)
802.11a CH 209 6995MHz		13990	55.67	-32.53	88.2	37.83	39.98	21.74	43.88	296	50	P	H
		13990	46.67	-21.53	68.2	28.83	39.98	21.74	43.88	296	50	A	H
		20985	40.91	-33.09	74	47.72	37.77	17.13	61.71	150	49	P	H
		20985	30.74	-23.26	54	37.55	37.77	17.13	61.71	150	49	A	H
													H
													H
													H
													H
													H
													H
													H
													H
		13990	53.9	-34.3	88.2	36.06	39.98	21.74	43.88	400	357	P	V
		13990	44.61	-23.59	68.2	26.77	39.98	21.74	43.88	400	357	A	V
		20985	39.65	-34.35	74	46.46	37.77	17.13	61.71	150	29	P	V
		20985	29.17	-24.83	54	35.98	37.77	17.13	61.71	150	29	A	V
													V
													V
													V
													V
													V
													V
													V
													V

WIFI Ant. 1+2	Note	Frequency (MHz)	Level (dBμV/m)	Margin (dB)	Limit Line (dBμV/m)	Read Level (dBμV)	Antenna Factor (dB/m)	Path Loss (dB)	Preamp Factor (dB)	Ant Pos (cm)	Table Pos (deg)	Peak Avg. (P/A)	Pol. (H/V)
802.11a CH 233 7115MHz		14230	51.73	-36.47	88.2	33.7	40.24	21.92	44.13	395	125	P	H
		14230	43.35	-24.85	68.2	25.32	40.24	21.92	44.13	395	125	A	H
		21345	37.82	-36.18	74	43.52	38.11	17.34	61.15	-	-	P	H
													H
													H
													H
													H
													H
													H
													H
													H
													H
		14230	52.34	-35.86	88.2	34.31	40.24	21.92	44.13	400	218	P	V
		14230	43.42	-24.78	68.2	25.39	40.24	21.92	44.13	400	218	A	V
		21345	38.62	-35.38	74	44.32	38.11	17.34	61.15	-	-	P	V
													V
													V
													V
													V
													V
													V
													V
													V
													V

Remark

1. No other spurious found.
2. All results are PASS against Peak and Average limit line.
3. The emission position marked as "-" means no suspected emission found with sufficient margin against limit line or noise floor only.

Band 8 - 6875~7125MHz

WIFI 802.11ax HE20 Full (Band Edge @ 3m)

WIFI Ant. 1+2	Note	Frequency (MHz)	Level (dBμV/m)	Margin (dB)	Limit Line (dBμV/m)	Read Level (dBμV)	Antenna Factor (dB/m)	Path Loss (dB)	Preamp Factor (dB)	Ant Pos (cm)	Table Pos (deg)	Peak Avg. (P/A)	Pol. (H/V)
802.11ax HE20 Full CH 233 7115MHz	*	7115	105.77	-	-	92.42	36.55	15.24	38.44	237	23	P	H
	*	7115	98.28	-	-	84.93	36.55	15.24	38.44	237	23	A	H
		7125.02	77.34	-10.86	88.2	63.89	36.65	15.25	38.45	237	23	P	H
		7125.02	66.6	-1.6	68.2	53.15	36.65	15.25	38.45	237	23	A	H
													H
													H
	*	7115	100.25	-	-	86.9	36.55	15.24	38.44	377	61	P	V
	*	7115	93.19	-	-	79.84	36.55	15.24	38.44	377	61	A	V
		7125.3	72.2	-16	88.2	58.75	36.65	15.25	38.45	377	61	P	V
		7125.02	61.99	-6.21	68.2	48.54	36.65	15.25	38.45	377	61	A	V
													V
													V
Remark	1. No other spurious found. 2. All results are PASS against Peak and Average limit line.												

Band 8 - 6875~7125MHz

WIFI 802.11ax HE20 (Harmonic @ 3m)

WIFI Ant. 1+2	Note	Frequency (MHz)	Level (dBμV/m)	Margin (dB)	Limit Line (dBμV/m)	Read Level (dBμV)	Antenna Factor (dB/m)	Path Loss (dB)	Preamp Factor (dB)	Ant Pos (cm)	Table Pos (deg)	Peak Avg. (P/A)	Pol. (H/V)
		13790	57.76	-30.44	88.2	40.08	39.71	21.57	43.6	294	51	P	H
		13790	48.9	-19.3	68.2	31.22	39.71	21.57	43.6	294	51	A	H
		20685	46.05	-27.95	74	53.06	37.97	16.91	61.89	150	107	P	H
		20685	33.5	-20.5	54	40.51	37.97	16.91	61.89	150	107	A	H
													H
													H
													H
													H
													H
													H
802.11ax													H
HE20 Full													H
CH 189		13790	55.58	-32.62	88.2	37.9	39.71	21.57	43.6	394	360	P	V
6895MHz		13790	45.09	-23.11	68.2	27.41	39.71	21.57	43.6	394	360	A	V
		20685	37.31	-36.69	74	44.32	37.97	16.91	61.89	-	-	P	V
													V
													V
													V
													V
													V
													V
													V
													V
													V

WIFI Ant. 1+2	Note	Frequency (MHz)	Level (dBμV/m)	Margin (dB)	Limit Line (dBμV/m)	Read Level (dBμV)	Antenna Factor (dB/m)	Path Loss (dB)	Preamp Factor (dB)	Ant Pos (cm)	Table Pos (deg)	Peak Avg. (P/A)	Pol. (H/V)
		13990	55.82	-32.38	88.2	37.98	39.98	21.74	43.88	291	49	P	H
		13990	46.4	-21.8	68.2	28.56	39.98	21.74	43.88	291	49	A	H
		20985	45.86	-28.14	74	52.67	37.77	17.13	61.71	150	115	P	H
		20985	34.96	-19.04	54	41.77	37.77	17.13	61.71	150	115	A	H
													H
													H
													H
													H
													H
													H
802.11ax													H
HE20 Full													H
CH 209		13990	53.76	-34.44	88.2	35.92	39.98	21.74	43.88	396	357	P	V
6995MHz		13990	44.11	-24.09	68.2	26.27	39.98	21.74	43.88	396	357	A	V
		20985	37.24	-36.76	74	44.05	37.77	17.13	61.71	-	-	P	V
													V
													V
													V
													V
													V
													V
													V
													V
													V

WIFI Ant. 1+2	Note	Frequency (MHz)	Level (dBμV/m)	Margin (dB)	Limit Line (dBμV/m)	Read Level (dBμV)	Antenna Factor (dB/m)	Path Loss (dB)	Preamp Factor (dB)	Ant Pos (cm)	Table Pos (deg)	Peak Avg. (P/A)	Pol. (H/V)
		14230	51.49	-36.71	88.2	33.46	40.24	21.92	44.13	400	111	P	H
		14230	43.68	-24.52	68.2	25.65	40.24	21.92	44.13	400	111	A	H
		21345	37.31	-36.69	74	43.01	38.11	17.34	61.15	-	-	P	H
													H
													H
													H
													H
													H
													H
													H
802.11ax													H
HE20 Full													H
CH 233		14230	51.7	-36.5	88.2	33.67	40.24	21.92	44.13	200	288	P	V
7115MHz		14230	43.4	-24.8	68.2	25.37	40.24	21.92	44.13	200	288	A	V
		21345	36.69	-37.31	74	42.39	38.11	17.34	61.15	-	-	P	V
													V
													V
													V
													V
													V
													V
													V
													V
													V

Remark

1. No other spurious found.
2. All results are PASS against Peak and Average limit line.
3. The emission position marked as "-" means no suspected emission found with sufficient margin against limit line or noise floor only.

Band 8 - 6875~7125MHz

WIFI 802.11ax HE20 Partial 106 (Band Edge @ 3m)

WIFI Ant. 1+2	Note	Frequency (MHz)	Level (dBμV/m)	Margin (dB)	Limit Line (dBμV/m)	Read Level (dBμV)	Antenna Factor (dB/m)	Path Loss (dB)	Preamp Factor (dB)	Ant Pos (cm)	Table Pos (deg)	Peak Avg. (P/A)	Pol. (H/V)
802.11ax HE20 Partial 106/54 CH 233 7115MHz	*	7115	103.47	-	-	90.12	36.55	15.24	38.44	276	36	P	H
	*	7115	95.95	-	-	82.6	36.55	15.24	38.44	276	36	A	H
		7125.02	78.52	-9.68	88.2	65.07	36.65	15.25	38.45	276	36	P	H
		7125.02	66.64	-1.56	68.2	53.19	36.65	15.25	38.45	276	36	A	H
													H
													H
	*	7115	97.57	-	-	84.22	36.55	15.24	38.44	400	2	P	V
	*	7115	90.21	-	-	76.86	36.55	15.24	38.44	400	2	A	V
		7125.02	73.01	-15.19	88.2	59.56	36.65	15.25	38.45	400	2	P	V
		7125.02	61.14	-7.06	68.2	47.69	36.65	15.25	38.45	400	2	A	V
													V
													V
Remark	1. No other spurious found. 2. All results are PASS against Peak and Average limit line.												

Band 8 - 6875~7125MHz

WIFI 802.11ax HE40 Full (Band Edge @ 3m)

WIFI Ant. 1+2	Note	Frequency (MHz)	Level (dBμV/m)	Margin (dB)	Limit Line (dBμV/m)	Read Level (dBμV)	Antenna Factor (dB/m)	Path Loss (dB)	Preamp Factor (dB)	Ant Pos (cm)	Table Pos (deg)	Peak Avg. (P/A)	Pol. (H/V)
802.11ax HE40 Full CH 227 7085MHz	*	7085	112.67	-	-	99.54	36.34	15.21	38.42	238	54	P	H
	*	7085	104.73	-	-	91.6	36.34	15.21	38.42	238	54	A	H
		7131.78	61.24	-26.96	88.2	47.72	36.72	15.26	38.46	238	54	P	H
		7128.72	50.24	-17.96	68.2	36.75	36.69	15.26	38.46	238	54	A	H
													H
													H
	*	7085	106.83	-	-	93.7	36.34	15.21	38.42	105	145	P	V
	*	7085	97.6	-	-	84.47	36.34	15.21	38.42	105	145	A	V
		7141.86	54.34	-33.86	88.2	40.72	36.82	15.27	38.47	105	145	P	V
		7130.34	43.92	-24.28	68.2	30.42	36.7	15.26	38.46	105	145	A	V
													V
													V
Remark	1. No other spurious found. 2. All results are PASS against Peak and Average limit line.												

Band 8 - 6875~7125MHz

WIFI 802.11ax HE40 Full (Harmonic @ 3m)

WIFI Ant. 1+2	Note	Frequency (MHz)	Level (dBμV/m)	Margin (dB)	Limit Line (dBμV/m)	Read Level (dBμV)	Antenna Factor (dB/m)	Path Loss (dB)	Preamp Factor (dB)	Ant Pos (cm)	Table Pos (deg)	Peak Avg. (P/A)	Pol. (H/V)
		13850	57.72	-30.48	88.2	40.02	39.75	21.63	43.68	295	48	P	H
		13850	48.13	-20.07	68.2	30.43	39.75	21.63	43.68	295	48	A	H
		20775	44.31	-29.69	74	50.91	38.25	16.98	61.83	150	116	P	H
		20775	35.23	-18.77	54	41.83	38.25	16.98	61.83	150	116	A	H
													H
													H
													H
													H
													H
													H
802.11ax													H
HE40 Full													H
CH 195		13850	55.22	-32.98	88.2	37.52	39.75	21.63	43.68	397	360	P	V
6925MHz		13850	44.66	-23.54	68.2	26.96	39.75	21.63	43.68	397	360	A	V
		20775	37.75	-36.25	74	44.35	38.25	16.98	61.83	-	-	P	V
													V
													V
													V
													V
													V
													V
													V
													V
													V

WIFI Ant. 1+2	Note	Frequency (MHz)	Level (dBμV/m)	Margin (dB)	Limit Line (dBμV/m)	Read Level (dBμV)	Antenna Factor (dB/m)	Path Loss (dB)	Preamp Factor (dB)	Ant Pos (cm)	Table Pos (deg)	Peak Avg. (P/A)	Pol. (H/V)
		14010	54.57	-33.63	88.2	36.7	40.01	21.76	43.9	294	48	P	H
		14010	46.42	-21.78	68.2	28.55	40.01	21.76	43.9	294	48	A	H
		21015	40.84	-33.16	74	47.51	37.86	17.15	61.68	150	111	P	H
		21015	33.61	-20.39	54	40.28	37.86	17.15	61.68	150	111	A	H
													H
													H
													H
													H
													H
													H
802.11ax													H
HE40 Full													H
CH 211		14010	53.17	-35.03	88.2	35.3	40.01	21.76	43.9	399	357	P	V
7005MHz		14010	43.81	-24.39	68.2	25.94	40.01	21.76	43.9	399	357	A	V
		21015	37.11	-36.89	74	43.78	37.86	17.15	61.68	-	-	P	V
													V
													V
													V
													V
													V
													V
													V
													V
													V

WIFI Ant. 1+2	Note	Frequency (MHz)	Level (dBμV/m)	Margin (dB)	Limit Line (dBμV/m)	Read Level (dBμV)	Antenna Factor (dB/m)	Path Loss (dB)	Preamp Factor (dB)	Ant Pos (cm)	Table Pos (deg)	Peak Avg. (P/A)	Pol. (H/V)
802.11ax HE40 Full CH 227 7085MHz		14170	51.7	-36.5	88.2	33.65	40.24	21.88	44.07	102	16	P	H
		14170	44.16	-24.04	68.2	26.11	40.24	21.88	44.07	102	16	A	H
		21255	44.05	-29.95	74	49.85	38.2	17.29	61.29	150	111	P	H
		21255	35.05	-18.95	54	40.85	38.2	17.29	61.29	150	111	A	H
													H
													H
													H
													H
													H
													H
													H
													H
		14170	52.14	-36.06	88.2	34.09	40.24	21.88	44.07	166	355	P	V
		14170	43.92	-24.28	68.2	25.87	40.24	21.88	44.07	166	355	A	V
		21255	38.01	-35.99	74	43.81	38.2	17.29	61.29	-	-	P	V
													V
													V
													V
													V
													V
													V
													V
													V
													V
Remark	1. No other spurious found. 2. All results are PASS against Peak and Average limit line. 3. The emission position marked as "-" means no suspected emission found with sufficient margin against limit line or noise floor only.												

Band 8 - 6875~7125MHz

WIFI 802.11ax HE40 Partial 242 (Band Edge @ 3m)

WIFI Ant. 1+2	Note	Frequency (MHz)	Level (dBμV/m)	Margin (dB)	Limit Line (dBμV/m)	Read Level (dBμV)	Antenna Factor (dB/m)	Path Loss (dB)	Preamp Factor (dB)	Ant Pos (cm)	Table Pos (deg)	Peak Avg. (P/A)	Pol. (H/V)
802.11ax HE40 Partial 242/62 CH 227 7085MHz	*	7085	116.62	-	-	103.49	36.34	15.21	38.42	203	42	P	H
	*	7085	108.55	-	-	95.42	36.34	15.21	38.42	203	42	A	H
		7128.18	83.09	-5.11	88.2	69.62	36.68	15.25	38.46	203	42	P	H
		7128.18	59.51	-8.69	68.2	46.04	36.68	15.25	38.46	203	42	A	H
													H
													H
	*	7085	109.33	-	-	96.2	36.34	15.21	38.42	216	1	P	V
	*	7085	100.86	-	-	87.73	36.34	15.21	38.42	216	1	A	V
		7128.54	77.31	-10.89	88.2	63.83	36.69	15.25	38.46	216	1	P	V
		7129.8	53.61	-14.59	68.2	40.11	36.7	15.26	38.46	216	1	A	V
													V
													V
Remark	1. No other spurious found. 2. All results are PASS against Peak and Average limit line.												

Band 8 - 6875~7125MHz

WIFI 802.11ax HE80 Full (Band Edge @ 3m)

WIFI Ant. 1+2	Note	Frequency (MHz)	Level (dBμV/m)	Margin (dB)	Limit Line (dBμV/m)	Read Level (dBμV)	Antenna Factor (dB/m)	Path Loss (dB)	Preamp Factor (dB)	Ant Pos (cm)	Table Pos (deg)	Peak Avg. (P/A)	Pol. (H/V)
802.11ax HE80 Full CH 215 7025MHz	*	7025	113.2	-	-	100.32	36.1	15.15	38.37	220	38	P	H
	*	7025	103.21	-	-	90.33	36.1	15.15	38.37	220	38	A	H
		7128.52	56.18	-32.02	88.2	42.7	36.69	15.25	38.46	220	38	P	H
		7129.82	46.44	-21.76	68.2	32.94	36.7	15.26	38.46	220	38	A	H
													H
													H
	*	7025	105.03	-	-	92.15	36.1	15.15	38.37	100	33	P	V
	*	7025	96.05	-	-	83.17	36.1	15.15	38.37	100	33	A	V
		7232.78	51.92	-36.28	88.2	38.03	37.07	15.36	38.54	100	33	P	V
		7244.22	41.94	-26.26	68.2	28.03	37.09	15.37	38.55	100	33	A	V
													V
													V
Remark	1. No other spurious found. 2. All results are PASS against Peak and Average limit line.												

Band 8 - 6875~7125MHz

WIFI 802.11ax HE80 Full (Harmonic @ 3m)

WIFI Ant. 1+2	Note	Frequency (MHz)	Level (dBμV/m)	Margin (dB)	Limit Line (dBμV/m)	Read Level (dBμV)	Antenna Factor (dB/m)	Path Loss (dB)	Preamp Factor (dB)	Ant Pos (cm)	Table Pos (deg)	Peak Avg. (P/A)	Pol. (H/V)
		13890	53.43	-34.77	88.2	35.72	39.79	21.66	43.74	296	49	P	H
		13890	46	-22.2	68.2	28.29	39.79	21.66	43.74	296	49	A	H
		20835	42.5	-31.5	74	49.05	38.23	17.02	61.8	150	113	P	H
		20835	33.42	-20.58	54	39.97	38.23	17.02	61.8	150	113	A	H
													H
													H
													H
													H
													H
													H
802.11ax													H
HE80 Full													H
CH 199		13890	52.08	-36.12	88.2	34.37	39.79	21.66	43.74	400	358	P	V
6945MHz		13890	43.06	-25.14	68.2	25.35	39.79	21.66	43.74	400	358	A	V
		20835	38.81	-35.19	74	45.36	38.23	17.02	61.8	-	-	P	V
													V
													V
													V
													V
													V
													V
													V
													V
													V

WIFI Ant. 1+2	Note	Frequency (MHz)	Level (dBμV/m)	Margin (dB)	Limit Line (dBμV/m)	Read Level (dBμV)	Antenna Factor (dB/m)	Path Loss (dB)	Preamp Factor (dB)	Ant Pos (cm)	Table Pos (deg)	Peak Avg. (P/A)	Pol. (H/V)
802.11ax HE80 Full CH 215 7025MHz		14050	52.87	-35.33	88.2	34.97	40.05	21.79	43.94	309	47	P	H
		14050	43.98	-24.22	68.2	26.08	40.05	21.79	43.94	309	47	A	H
		21075	40.42	-33.58	74	46.72	38.1	17.18	61.58	150	121	P	H
		21075	31.92	-22.08	54	38.22	38.1	17.18	61.58	150	121	A	H
													H
													H
													H
													H
													H
													H
													H
													H
		14050	52.37	-35.83	88.2	34.47	40.05	21.79	43.94	300	26	P	V
		14050	42.78	-25.42	68.2	24.88	40.05	21.79	43.94	300	26	A	V
		21075	38.12	-35.88	74	44.42	38.1	17.18	61.58	-	-	P	V
													V
													V
													V
													V
													V
													V
													V
													V
													V
Remark	1. No other spurious found. 2. All results are PASS against Peak and Average limit line. 3. The emission position marked as "-" means no suspected emission found with sufficient margin against limit line or noise floor only.												

Band 8 - 6875~7125MHz

WIFI 802.11ax HE80 Partial 484 (Band Edge @ 3m)

WIFI Ant. 1+2	Note	Frequency (MHz)	Level (dBμV/m)	Margin (dB)	Limit Line (dBμV/m)	Read Level (dBμV)	Antenna Factor (dB/m)	Path Loss (dB)	Preamp Factor (dB)	Ant Pos (cm)	Table Pos (deg)	Peak Avg. (P/A)	Pol. (H/V)
802.11ax HE80 Partial 484/66 CH 215 7025MHz	*	7025	114.82	-	-	101.94	36.1	15.15	38.37	209	40	P	H
	*	7025	106.17	-	-	93.29	36.1	15.15	38.37	209	40	A	H
		7126.96	75.74	-12.46	88.2	62.27	36.67	15.25	38.45	209	40	P	H
		7127.22	53.26	-14.94	68.2	39.79	36.67	15.25	38.45	209	40	A	H
													H
													H
	*	7025	105.41	-	-	92.53	36.1	15.15	38.37	399	1	P	V
	*	7025	96.29	-	-	83.41	36.1	15.15	38.37	399	1	A	V
		7129.56	69.61	-18.59	88.2	56.11	36.7	15.26	38.46	399	1	P	V
		7124.88	48.33	-101.67	150	34.88	36.65	15.25	38.45	399	1	A	V
													V
													V
Remark	1. No other spurious found. 2. All results are PASS against Peak and Average limit line.												

Band 8 - 6875~7125MHz

WIFI 802.11ax HE160 Full (Band Edge @ 3m)

WIFI Ant. 1+2	Note	Frequency (MHz)	Level (dBμV/m)	Margin (dB)	Limit Line (dBμV/m)	Read Level (dBμV)	Antenna Factor (dB/m)	Path Loss (dB)	Preamp Factor (dB)	Ant Pos (cm)	Table Pos (deg)	Peak Avg. (P/A)	Pol. (H/V)
802.11ax HE160 Full CH 207 6985MHz	*	6985	108.89	-	-	96.15	35.97	15.11	38.34	256	38	P	H
	*	6985	101.02	-	-	88.28	35.97	15.11	38.34	256	38	A	H
		7133.16	62.61	-25.59	88.2	49.08	36.73	15.26	38.46	256	38	P	H
		7132.52	52.52	-15.68	68.2	38.99	36.73	15.26	38.46	256	38	A	H
													H
													H
	*	6985	101.42	-	-	88.68	35.97	15.11	38.34	100	35	P	V
	*	6985	93.45	-	-	80.71	35.97	15.11	38.34	100	35	A	V
		7152.68	54.06	-34.14	88.2	40.35	36.91	15.28	38.48	100	35	P	V
		7131.56	44.59	-23.61	68.2	31.07	36.72	15.26	38.46	100	35	A	V
													V
													V
Remark	1. No other spurious found. 2. All results are PASS against Peak and Average limit line.												

Band 8 - 6875~7125MHz

WIFI 802.11ax HE160 Full (Harmonic @ 3m)

WIFI Ant. 1+2	Note	Frequency (MHz)	Level (dBμV/m)	Margin (dB)	Limit Line (dBμV/m)	Read Level (dBμV)	Antenna Factor (dB/m)	Path Loss (dB)	Preamp Factor (dB)	Ant Pos (cm)	Table Pos (deg)	Peak Avg. (P/A)	Pol. (H/V)
		13970	52.72	-35.48	88.2	34.9	39.94	21.73	43.85	293	49	P	H
		13970	45.67	-22.53	68.2	27.85	39.94	21.73	43.85	293	49	A	H
		20955	36.93	-37.07	74	43.84	37.71	17.11	61.73	-	-	P	H
													H
													H
													H
													H
													H
													H
													H
802.11ax													H
HE160 Full													H
CH 207		13970	51.94	-36.26	88.2	34.12	39.94	21.73	43.85	400	351	P	V
6985MHz		13970	42.59	-25.61	68.2	24.77	39.94	21.73	43.85	400	351	A	V
		20955	36.73	-37.27	74	43.64	37.71	17.11	61.73	-	-	P	V
													V
													V
													V
													V
													V
													V
													V
													V
													V
Remark	1. No other spurious found. 2. All results are PASS against Peak and Average limit line. 3. The emission position marked as "-" means no suspected emission found with sufficient margin against limit line or noise floor only.												

Band 8 - 6875~7125MHz

WIFI 802.11ax HE160 Partial 996 (Band Edge @ 3m)

WIFI Ant. 1+2	Note	Frequency (MHz)	Level (dBμV/m)	Margin (dB)	Limit Line (dBμV/m)	Read Level (dBμV)	Antenna Factor (dB/m)	Path Loss (dB)	Preamp Factor (dB)	Ant Pos (cm)	Table Pos (deg)	Peak Avg. (P/A)	Pol. (H/V)
802.11ax HE160 Partial 996/68 CH 207 6985MHz	*	6985	110.28	-	-	97.54	35.97	15.11	38.34	207	42	P	H
	*	6985	102.05	-	-	89.31	35.97	15.11	38.34	207	42	A	H
		7132.52	78.87	-9.33	88.2	65.34	36.73	15.26	38.46	207	42	P	H
		7132.52	62.68	-5.52	68.2	49.15	36.73	15.26	38.46	207	42	A	H
													H
													H
	*	6985	101.51	-	-	88.77	35.97	15.11	38.34	248	0	P	V
	*	6985	93.43	-	-	80.69	35.97	15.11	38.34	248	0	A	V
		7139.24	73.18	-15.02	88.2	59.58	36.79	15.27	38.46	248	0	P	V
		7133.8	58.52	-9.68	68.2	44.98	36.74	15.26	38.46	248	0	A	V
													V
													V
Remark	1. No other spurious found. 2. All results are PASS against Peak and Average limit line.												

Emission below 1GHz

WIFI 802.11a (LF @ 3m)

WIFI Ant. 1+2	Note	Frequency (MHz)	Level (dBμV/m)	Margin (dB)	Limit Line (dBμV/m)	Read Level (dBμV)	Antenna Factor (dB/m)	Path Loss (dB)	Preamp Factor (dB)	Ant Pos (cm)	Table Pos (deg)	Peak Avg. (P/A)	Pol. (H/V)
802.11a LF		49.55	34.26	-5.74	40	53.35	14.88	1.59	35.56	395	125	Q	H
		95.79	24.98	-18.52	43.5	42.99	15.48	2.02	35.51	-	-	P	H
		196.77	27.61	-15.89	43.5	45.19	14.97	2.78	35.33	-	-	P	H
		205.6	30.08	-13.42	43.5	47.37	15.19	2.83	35.31	-	-	P	H
		714.4	33.63	-12.37	46	35.54	26.99	4.97	33.87	-	-	P	H
		953.6	35.48	-10.52	46	31.94	30.9	5.6	32.96	-	-	P	H
													H
													H
													H
													H
													H
													H
		49.55	35.19	-4.81	40	54.28	14.88	1.59	35.56	100	222	Q	V
		95.79	23.69	-19.81	43.5	41.7	15.48	2.02	35.51	-	-	P	V
		198.13	29.12	-14.38	43.5	46.66	14.99	2.79	35.32	-	-	P	V
		204.8	32.51	-10.99	43.5	49.84	15.15	2.83	35.31	-	-	P	V
		732.8	34.21	-11.79	46	35.01	27.96	5.01	33.77	-	-	P	V
		944	35.62	-10.38	46	32.51	30.52	5.59	33	-	-	P	V
													V
													V
													V
													V
													V
													V
Remark	1. No other spurious found. 2. All results are PASS against limit line. 3. The emission position marked as "-" means no suspected emission found and emission level has at least 6dB margin against limit or emission is noise floor only.												

Note symbol

*	**Fundamental Frequency** which can be ignored. However, the level of any unwanted emissions shall not exceed the level of the fundamental frequency.
!	Test result is **Margin** line.
P/A	**P**eak or **A**verage
H/V	**H**orizontal or **V**ertical

A calculation example for radiated spurious emission is shown as below:

WIFI	Note	Frequency	Level	Margin	Limit	Read	Antenna	Path	Preamp	Ant	Table	Peak	Pol.
Ant.					Line	Level	Factor	Loss	Factor	Pos	Pos	Avg.	
1+2		(MHz)	(dBμV/m)	(dB)	(dBμV/m)	(dBμV)	(dB/m)	(dB)	(dB)	(cm)	(deg)	(P/A)	(H/V)
802.11a CH 01 5955MHz		5925	55.45	-32.75	88.2	54.51	32.22	4.58	35.86	103	308	P	H
		5925	43.54	-24.66	68.2	42.6	32.22	4.58	35.86	103	308	A	H

1. Path Loss(dB) = Cable loss(dB) + Filter loss(dB) + Attenuator loss(dB)
2. Level(dBμV/m) = Antenna Factor(dB/m) + Path Loss(dB) + Read Level(dBμV) - Preamp Factor(dB)
3. Margin (dB) = Level(dBμV/m) – Limit Line(dBμV/m)

For Peak Limit @ 5925MHz:

1. Level(dBμV/m)

= Antenna Factor(dB/m) + Path Loss(dB) + Read Level(dBμV) - Preamp Factor(dB)

= 32.22(dB/m) + 4.58(dB) + 54.51(dBμV) – 35.86 (dB)

= 55.45 (dBμV/m)

2. Margin (dB)

= Level(dBμV/m) – Limit Line(dBμV/m)

= 55.45(dBμV/m) – 88.2(dBμV/m)

= -32.75(dB)

For Average Limit @ 5925MHz:

1. Level(dBμV/m)

= Antenna Factor(dB/m) + Path Loss(dB) + Read Level(dBμV) - Preamp Factor(dB)

= 32.22(dB/m) + 4.58(dB) + 42.6(dBμV) – 35.86 (dB)

= 43.54(dBμV/m)

2. Margin (dB) = Level(dBμV/m) – Limit Line(dBμV/m)

= 43.54 (dBμV/m) – 68.2(dBμV/m)

= -24.66(dB)

Both peak and average measured complies with the limit line, so test result is “PASS”.

Appendix D. Radiated Spurious Emission Plots

Test Engineer :	John Chuang, David Dai and Sam Chou	**Temperature :**	19.7~23.5°C
		Relative Humidity :	64.9~70.8%

Note symbol

-L	**Low channel location**
-R	**High channel location**

Band 5 - 5925~6425MHz

WIFI 802.11a (Band Edge @ 3m)

WIFI	Band 5 5925~6425MHz Band Edge @ 3m	
ANT	802.11a CH01 5955MHz	
1+2	Horizontal	Fundamental
Peak	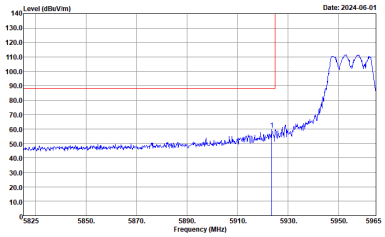	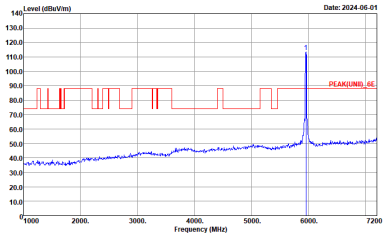
Avg.	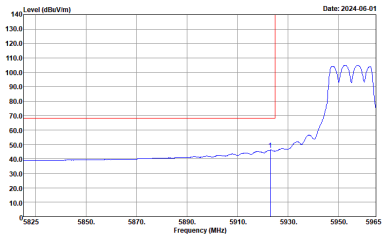	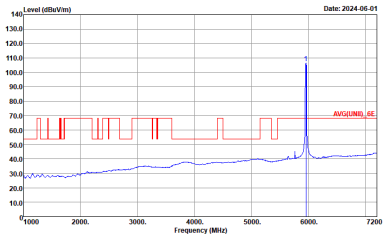

WIFI	Band 5 5925~6425MHz Band Edge @ 3m	
ANT	802.11a CH01 5955MHz	
1+2	Vertical	Fundamental
Peak	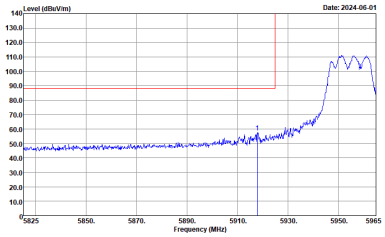	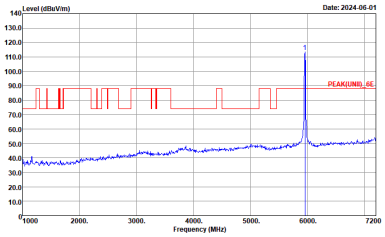
Avg.	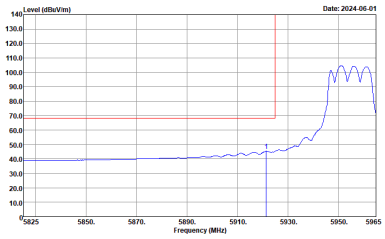	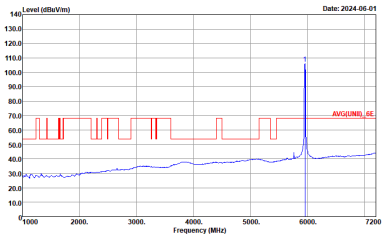

Band 5 5925~6425MHz
WIFI 802.11ax HE20 Full (Band Edge @ 3m)

WIFI	Band 5 5925~6425MHz Band Edge @ 3m	
ANT	802.11ax HE20 Full CH01 5955MHz	
1+2	Horizontal	Fundamental
Peak	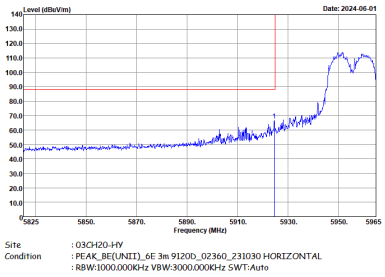	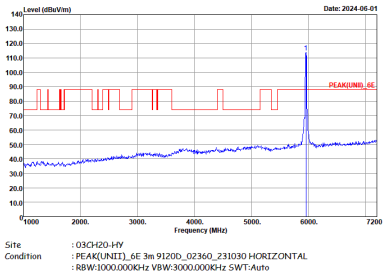
Avg.	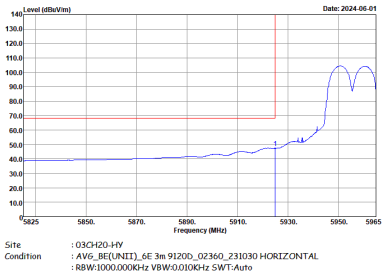	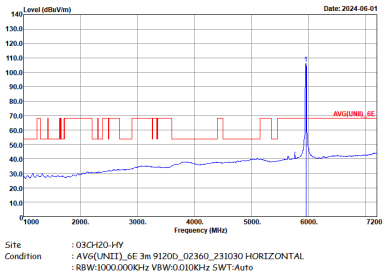

WIFI	Band 5 5925~6425MHz Band Edge @ 3m	
ANT	802.11ax HE20 Full CH01 5955MHz	
1+2	Vertical	Fundamental
Peak	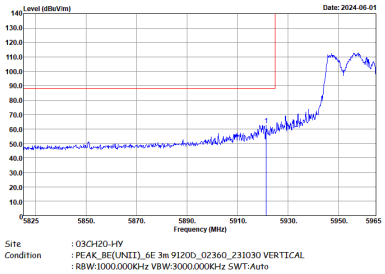	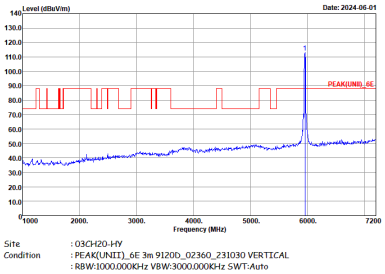
Avg.	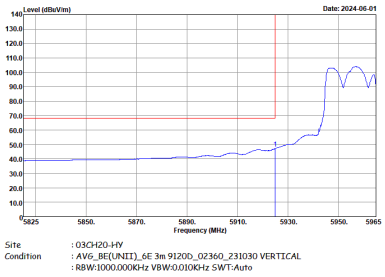	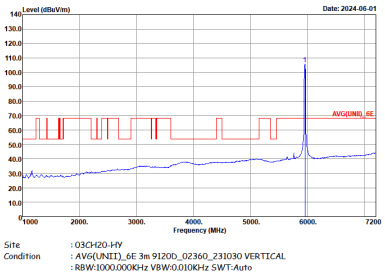

Band 5 5925~6425MHz

WIFI 802.11ax HE20 Partial 106 (Band Edge @ 3m)

WIFI	Band 5 5925~6425MHz Band Edge @ 3m	
ANT	802.11ax HE20 Partial 106/53 CH01 5955MHz	
1+2	Horizontal	Fundamental
Peak	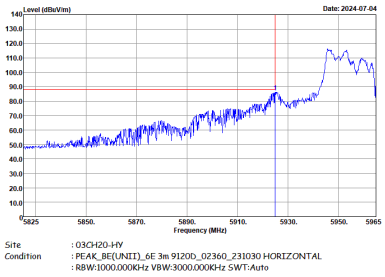	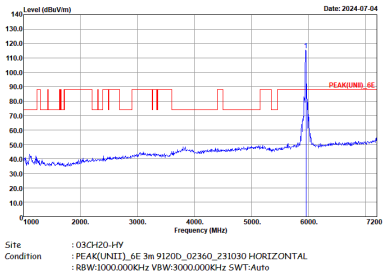
Avg.	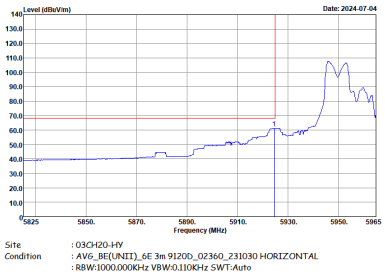	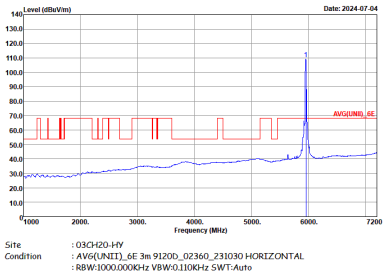

WIFI	Band 5 5925~6425MHz Band Edge @ 3m	
ANT	802.11ax HE20 Partial 106/53 CH01 5955MHz	
1+2	Vertical	Fundamental
Peak	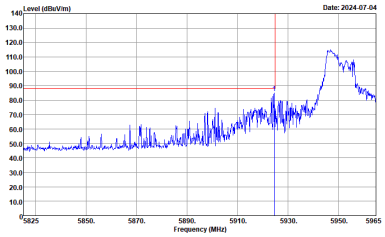 Site : 03CH20-HY Condition : PEAK_BE(UNII)_6E 3m 9120D_02360_231030 VERTICAL : RBW:1000.000KHz VBW:3000.000KHz SWT:Auto	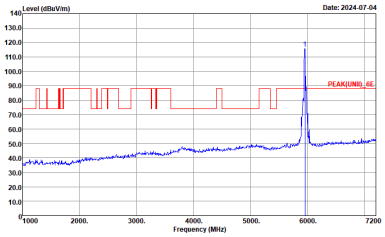 Site : 03CH20-HY Condition : PEAK(UNII)_6E 3m 9120D_02360_231030 VERTICAL : RBW:1000.000KHz VBW:3000.000KHz SWT:Auto
Avg.	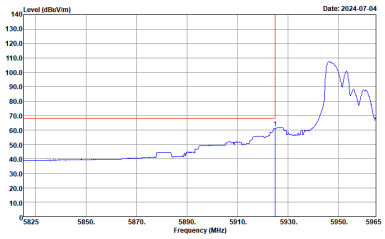 Site : 03CH20-HY Condition : AVG_BE(UNII)_6E 3m 9120D_02360_231030 VERTICAL : RBW:1000.000KHz VBW:0.110KHz SWT:Auto	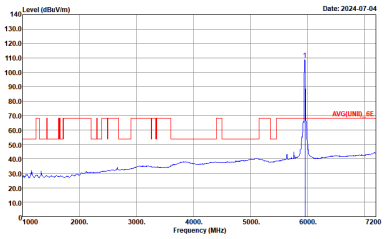 Site : 03CH20-HY Condition : AVG(UNII)_6E 3m 9120D_02360_231030 VERTICAL : RBW:1000.000KHz VBW:0.110KHz SWT:Auto

Band 5 5925~6425MHz
WIFI 802.11ax HE40 Full (Band Edge @ 3m)

WIFI	Band 5 5925~6425MHz Band Edge @ 3m	
ANT	802.11ax HE40 Full CH03 5965MHz	
1+2	Horizontal	Fundamental
Peak	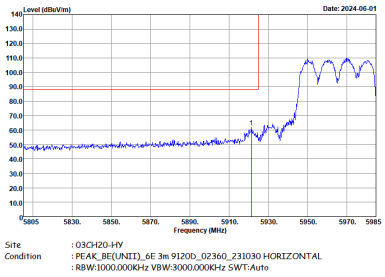	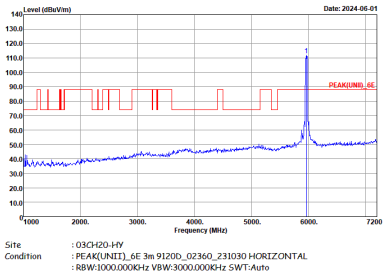
Avg.	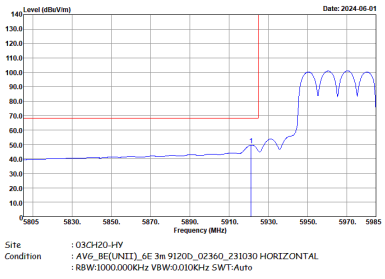	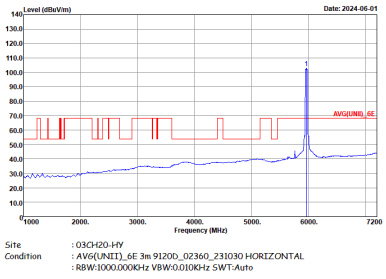

WIFI	Band 5 5925~6425MHz Band Edge @ 3m	
ANT	802.11ax HE40 Full CH03 5965MHz	
1+2	Vertical	Fundamental
Peak	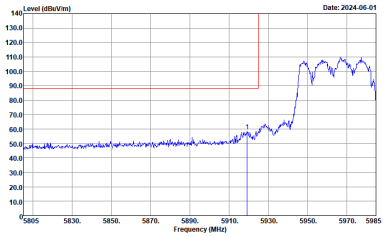	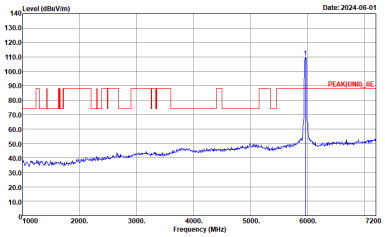
Avg.	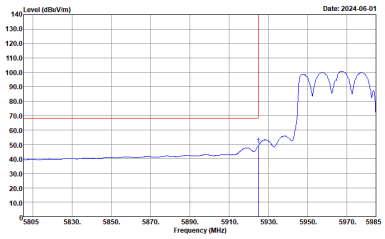	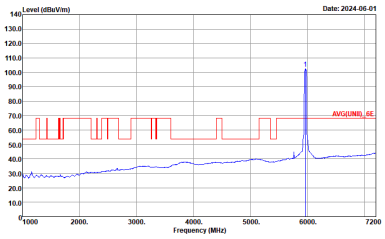

Band 5 5925~6425MHz

WIFI 802.11ax HE40 Partial 242 (Band Edge @ 3m)

WIFI	Band 5 5925~6425MHz Band Edge @ 3m	
ANT	802.11ax HE40 Partial 242/61 CH03 5965MHz	
1+2	Horizontal	Fundamental
Peak	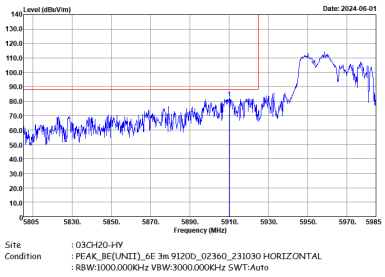	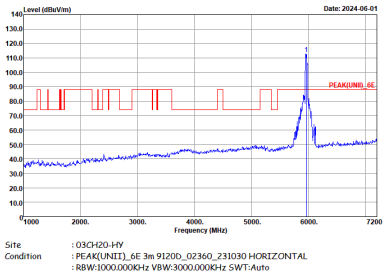
Avg.	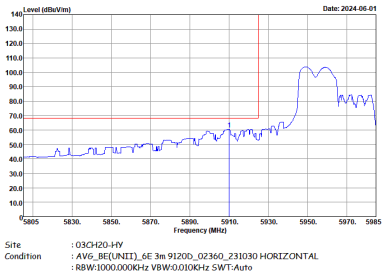	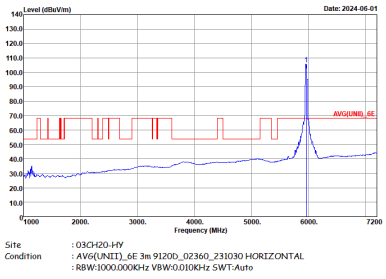

WIFI	Band 5 5925~6425MHz Band Edge @ 3m	
ANT	802.11ax HE40 Partial 242/61 CH03 5965MHz	
1+2	Vertical	Fundamental
Peak	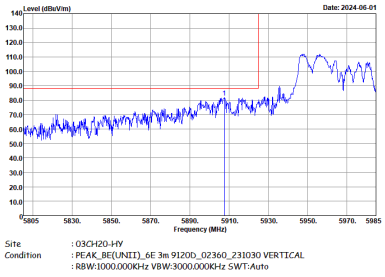	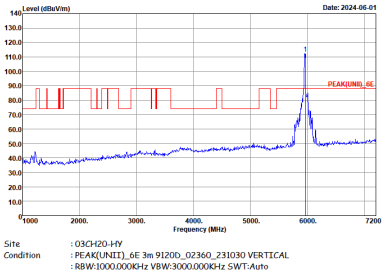
Avg.	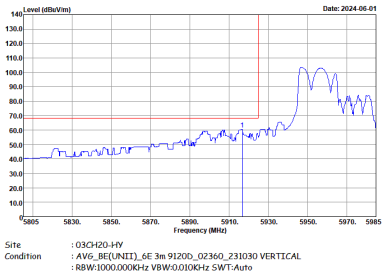	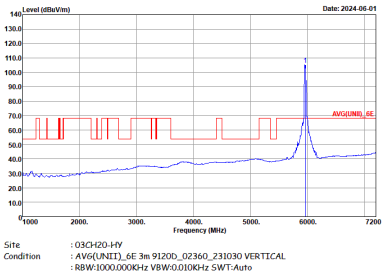

Band 5 5925~6425MHz
WIFI 802.11ax HE80 Full (Band Edge @ 3m)

WIFI	Band 5 5925~6425MHz Band Edge @ 3m	
ANT	802.11ax HE80 Full CH07 5985MHz	
1+2	Horizontal	Fundamental
Peak	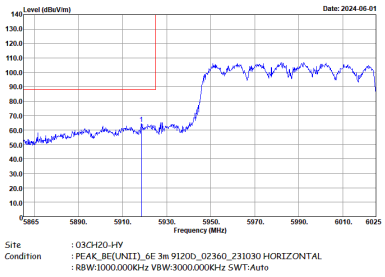	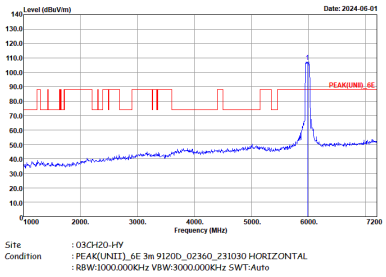
Avg.	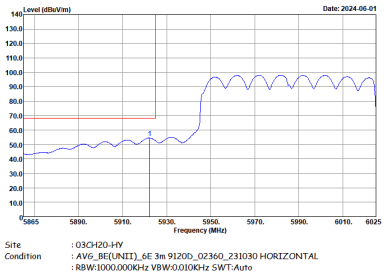	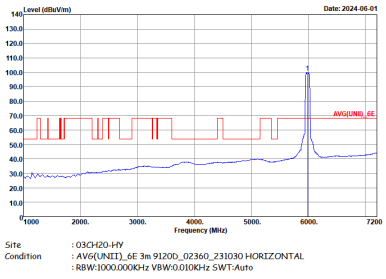

WIFI	Band 5 5925~6425MHz Band Edge @ 3m	
ANT	802.11ax HE80 Full CH07 5985MHz	
1+2	Vertical	Fundamental
Peak	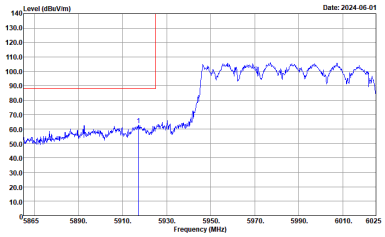	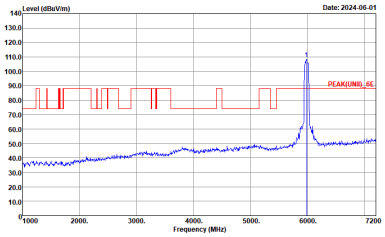
Avg.	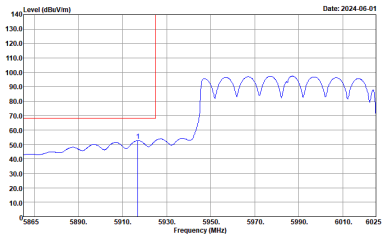	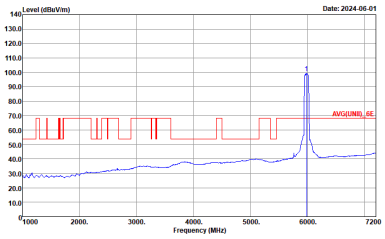

Band 5 5925~6425MHz

WIFI 802.11ax HE80 Partial 484 (Band Edge @ 3m)

WIFI	Band 5 5925~6425MHz Band Edge @ 3m	
ANT	802.11ax HE80 Partial 484/65 CH07 5985MHz	
1+2	Horizontal	Fundamental
Peak	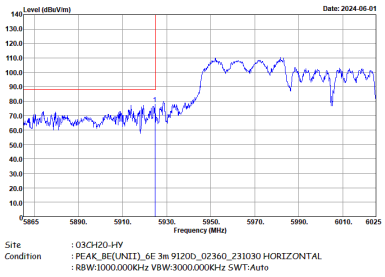	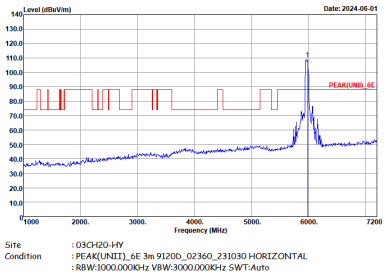
Avg.	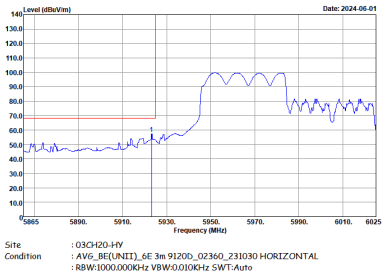	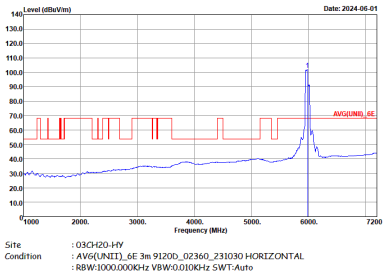

WIFI	Band 5 5925~6425MHz Band Edge @ 3m	
ANT	802.11ax HE80 Partial 484/65 CH07 5985MHz	
1+2	Vertical	Fundamental
Peak	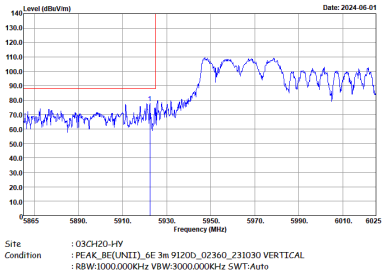	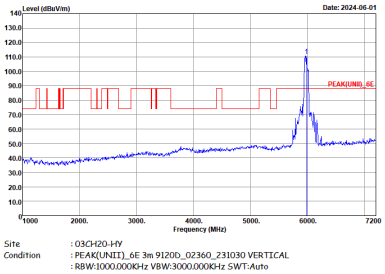
Avg.	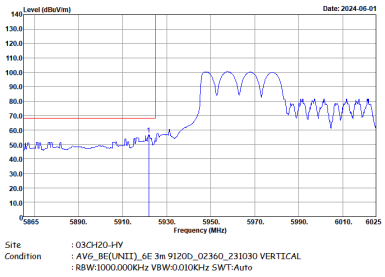	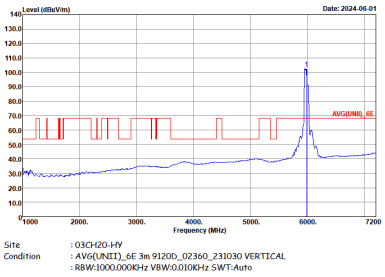

Band 5 5925~6425MHz
WIFI 802.11ax HE160 Full (Band Edge @ 3m)

WIFI	Band 5 5925~6425MHz Band Edge @ 3m	
ANT	802.11ax HE160 Full CH15 6025MHz	
1+2	Horizontal	Fundamental
Peak	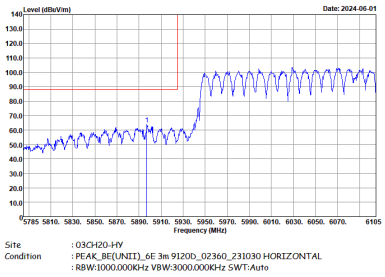	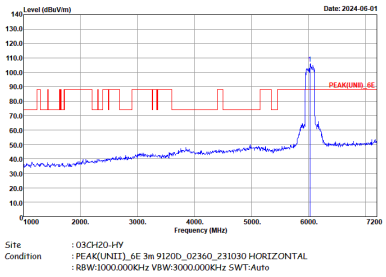
Avg.	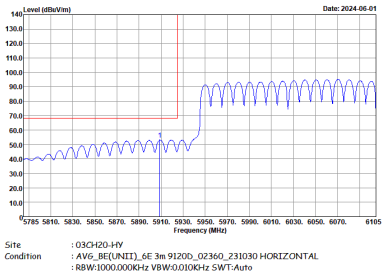	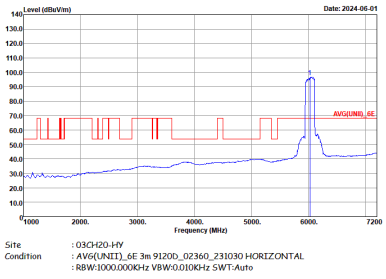

WIFI	Band 5 5925~6425MHz Band Edge @ 3m	
ANT	802.11ax HE160 Full CH15 6025MHz	
1+2	Vertical	Fundamental
Peak	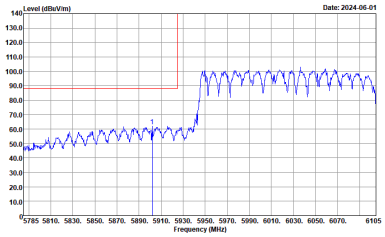	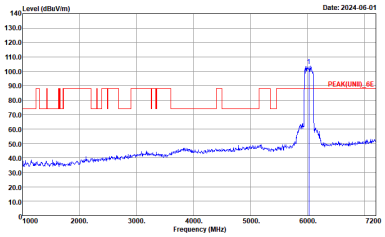
Avg.	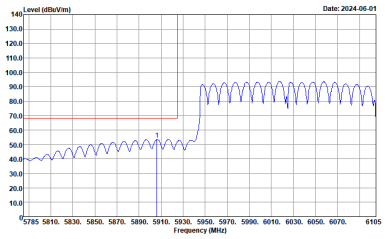	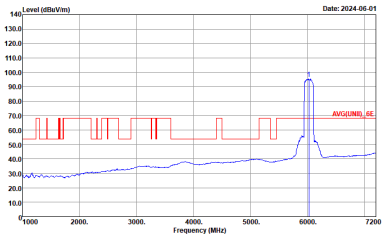

Band 5 5925~6425MHz

WIFI 802.11ax HE160 Partial 996 (Band Edge @ 3m)

WIFI	Band 5 5925~6425MHz Band Edge @ 3m	
ANT	802.11ax HE160 Partial 996/67 CH15 6025MHz	
1+2	Horizontal	Fundamental
Peak	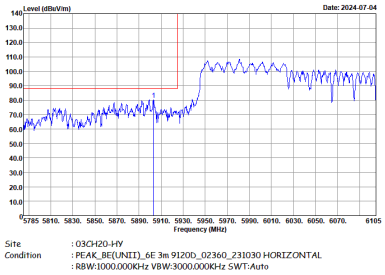	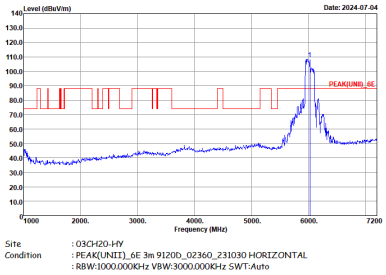
Avg.	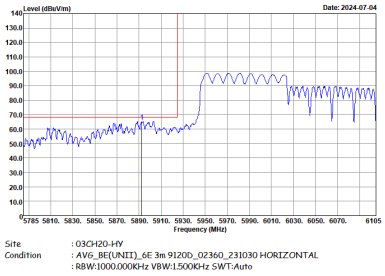	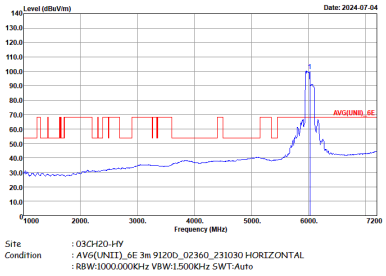

WIFI	Band 5 5925~6425MHz Band Edge @ 3m	
ANT	802.11ax HE160 Partial 996/67 CH15 6025MHz	
1+2	Vertical	Fundamental
Peak	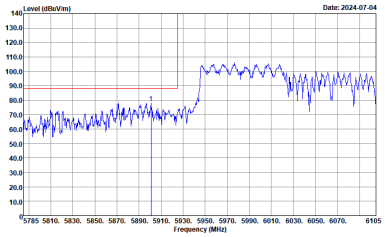 Site : 03CH20-HY Condition : PEAK_BE(UNII)_6E 3m 9120D_02360_231030 VERTICAL : RBW:1000.000KHz VBW:3000.000KHz SWT:Auto	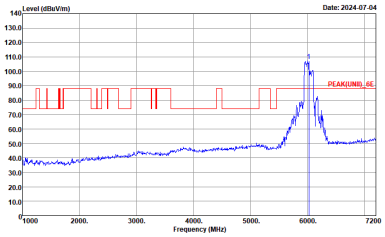 Site : 03CH20-HY Condition : PEAK(UNII)_6E 3m 9120D_02360_231030 VERTICAL : RBW:1000.000KHz VBW:3000.000KHz SWT:Auto
Avg.	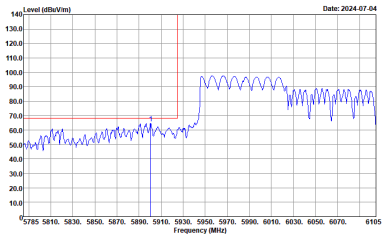 Site : 03CH20-HY Condition : AVG_BE(UNII)_6E 3m 9120D_02360_231030 VERTICAL : RBW:1000.000KHz VBW:1.500KHz SWT:Auto	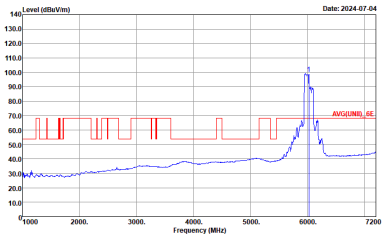 Site : 03CH20-HY Condition : AVG(UNII)_6E 3m 9120D_02360_231030 VERTICAL : RBW:1000.000KHz VBW:1.500KHz SWT:Auto

Band 5 - 5925~6425MHz

WIFI 802.11a (Harmonic @ 3m)

WIFI	Band 5 5925~6425MHz Harmonic @ 3m	
ANT	802.11a CH01 5955MHz	
1+2	Horizontal	Vertical
Peak Avg.	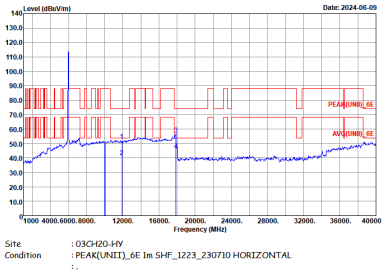	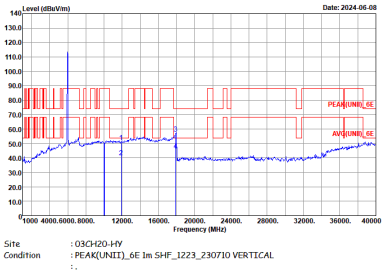

WIFI	Band 5 5925~6425MHz Harmonic @ 3m	
ANT	802.11a CH49 6195MHz	
1+2	Horizontal	Vertical
Peak Avg.	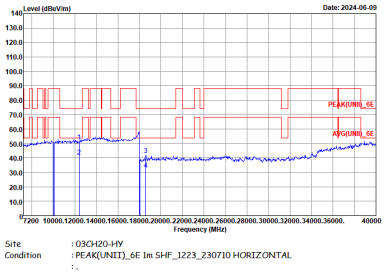	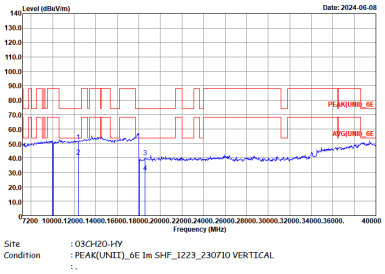

WIFI	Band 5 5925~6425MHz Harmonic @ 3m	
ANT	802.11a CH93 6415MHz	
1+2	Horizontal	Vertical
Peak Avg.	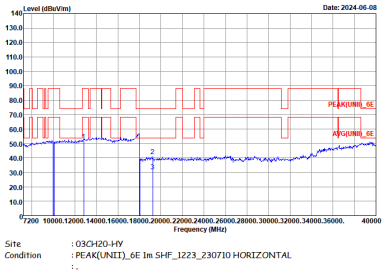	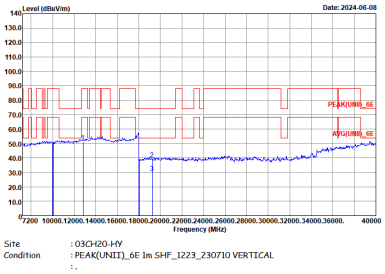

Band 5 5925~6425MHz

WIFI 802.11ax HE20 Full (Harmonic @ 3m)

WIFI	Band 5 5925~6425MHz Harmonic @ 3m	
ANT	802.11ax HE20 Full CH01 5955MHz	
1+2	Horizontal	Vertical
Peak Avg.	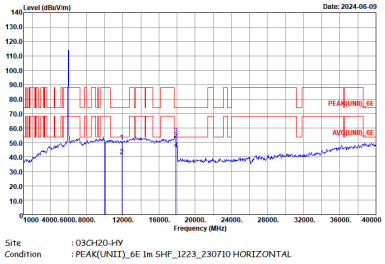	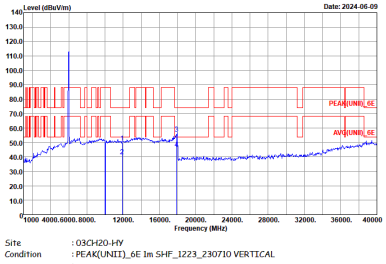

WIFI	Band 5 5925~6425MHz Harmonic @ 3m	
ANT	802.11ax HE20 Full CH49 6195MHz	
1+2	Horizontal	Vertical
Peak Avg.	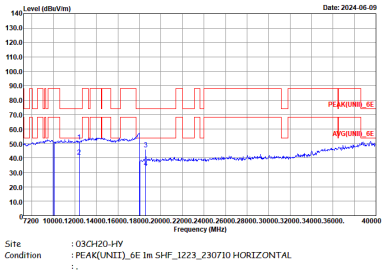	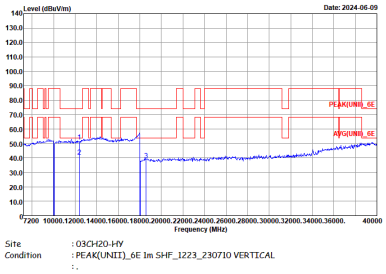

WIFI	Band 5 5925~6425MHz Harmonic @ 3m	
ANT	802.11ax HE20 Full CH93 6415MHz	
1+2	Horizontal	Vertical
Peak Avg.	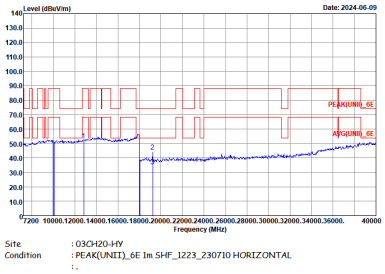	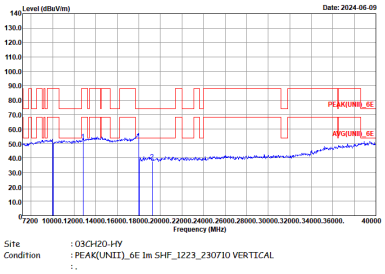

Band 5 5925~6425MHz

WIFI 802.11ax HE40 Full (Harmonic @ 3m)

WIFI	Band 5 5925~6425MHz Harmonic @ 3m	
ANT	802.11ax HE40 Full CH03 5965MHz	
1+2	Horizontal	Vertical
Peak Avg.	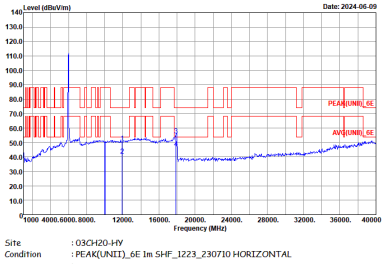	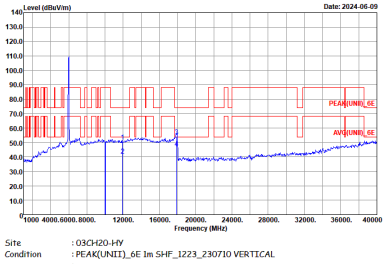

WIFI	Band 5 5925~6425MHz Harmonic @ 3m	
ANT	802.11ax HE40 Full CH51 6205MHz	
1+2	Horizontal	Vertical
Peak Avg.	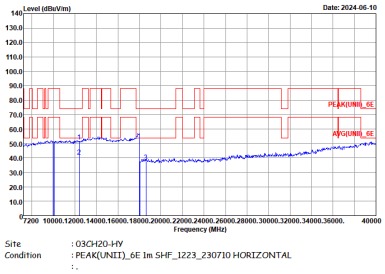 Site : 03CH20-HY Condition : PEAK(UNII)_6E 1m SHF_1223_230710 HORIZONTAL : .	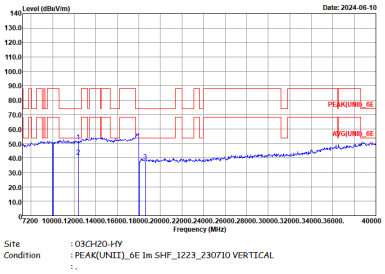 Site : 03CH20-HY Condition : PEAK(UNII)_6E 1m SHF_1223_230710 VERTICAL : .

WIFI	Band 5 5925~6425MHz Harmonic @ 3m	
ANT	802.11ax HE40 Full CH91 6405MHz	
1+2	Horizontal	Vertical
Peak Avg.	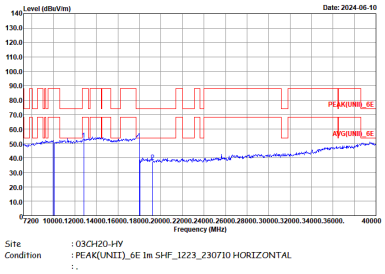	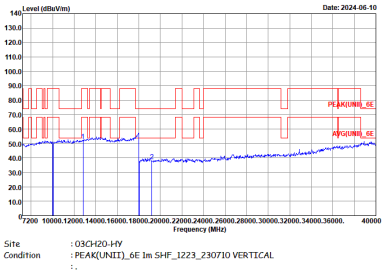

Band 5 5925~6425MHz

WIFI 802.11ax HE80 Full (Harmonic @ 3m)

WIFI	Band 5 5925~6425MHz Harmonic @ 3m	
ANT	802.11ax HE80 Full CH07 5985MHz	
1+2	Horizontal	Vertical
Peak Avg.	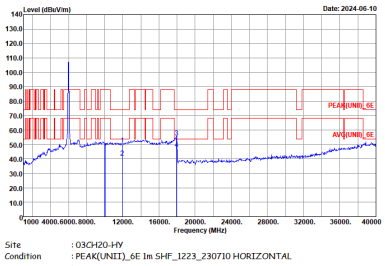	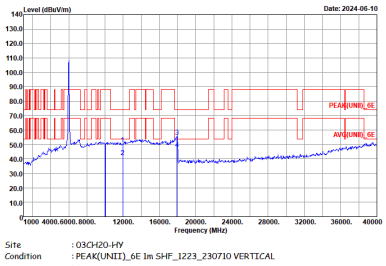

WIFI	Band 5 5925~6425MHz Harmonic @ 3m	
ANT	802.11ax HE80 Full CH55 6225MHz	
1+2	Horizontal	Vertical
Peak Avg.	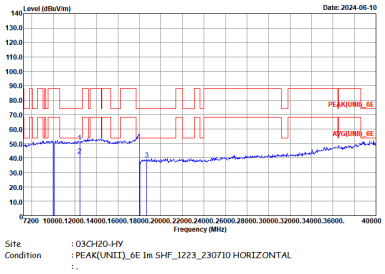	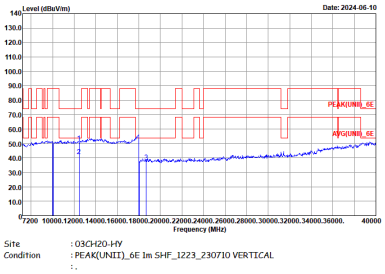

WIFI	Band 5 5925~6425MHz Harmonic @ 3m	
ANT	802.11ax HE80 Full CH87 6385MHz	
1+2	Horizontal	Vertical
Peak Avg.	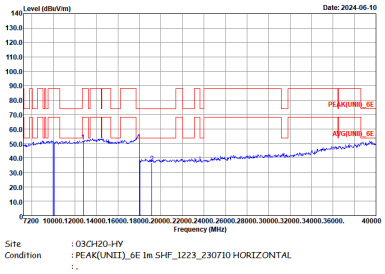	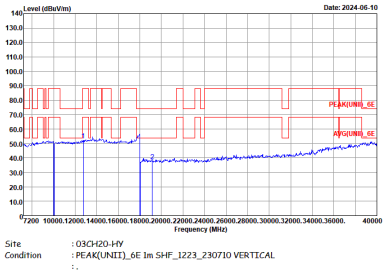

Band 5 5925~6425MHz

WIFI 802.11ax HE160 Full (Harmonic @ 3m)

WIFI	Band 5 5925~6425MHz Harmonic @ 3m	
ANT	802.11ax HE160 Full CH15 6025MHz	
1+2	Horizontal	Vertical
Peak Avg.	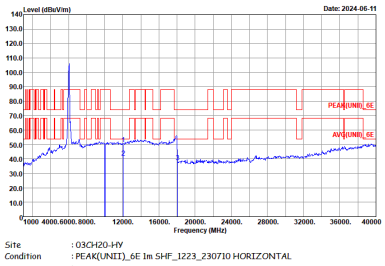	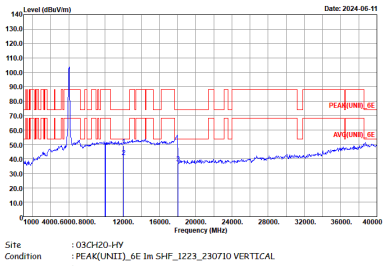

WIFI	Band 5 5925~6425MHz Harmonic @ 3m	
ANT	802.11ax HE160 Full CH47 6185MHz	
1+2	Horizontal	Vertical
Peak Avg.	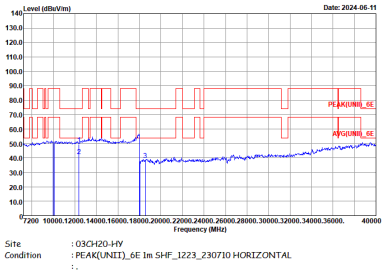	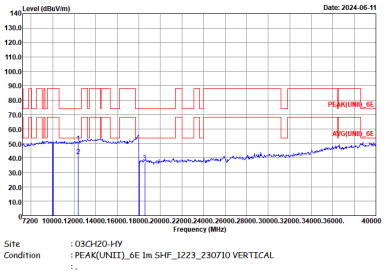

WIFI	Band 5 5925~6425MHz Harmonic @ 3m	
ANT	802.11ax HE160 Full CH79 6345MHz	
1+2	Horizontal	Vertical
Peak Avg.	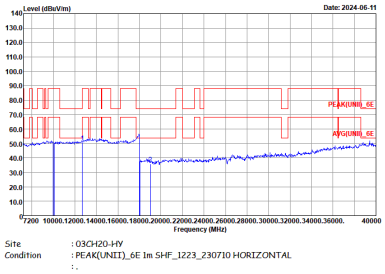	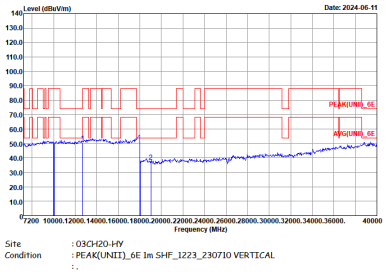

Band 6 - 6425~6525MHz

WIFI 802.11a (Harmonic @ 3m)

WIFI	Band 6 6425~6525MHz Harmonic @ 3m	
ANT	802.11a CH97 6435MHz	
1+2	Horizontal	Vertical
Peak Avg.	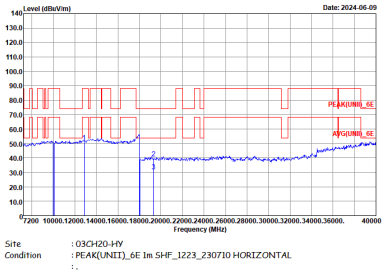	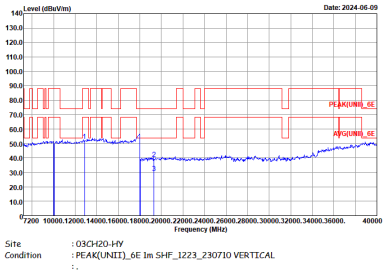

WIFI	Band 6 6425~6525MHz Harmonic @ 3m	
ANT	802.11a CH105 6475MHz	
1+2	Horizontal	Vertical
Peak Avg.	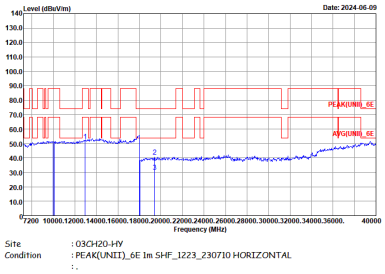	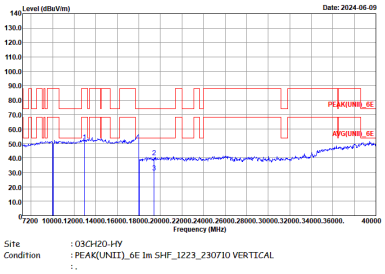

WIFI	Band 6 6425~6525MHz Harmonic @ 3m	
ANT	802.11a CH113 6615MHz	
1+2	Horizontal	Vertical
Peak Avg.	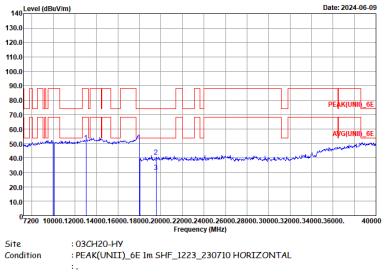	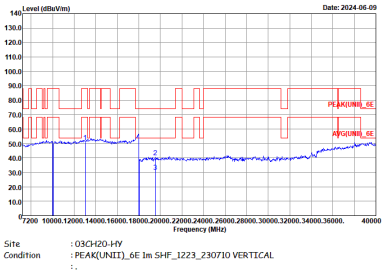

Band 6 6425~6525MHz

WIFI 802.11ax HE20 Full (Harmonic @ 3m)

WIFI	Band 6 6425~6525MHz Harmonic @ 3m	
ANT	802.11ax HE20 Full CH97 6435MHz	
1+2	Horizontal	Vertical
Peak Avg.	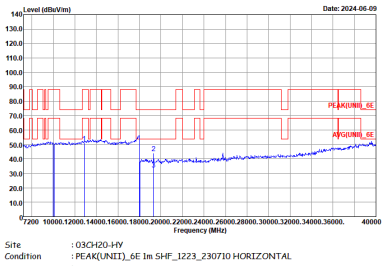	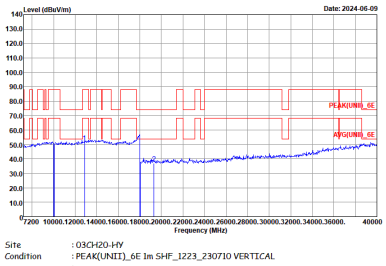

WIFI	Band 6 6425~6525MHz Harmonic @ 3m	
ANT	802.11ax HE20 Full CH105 6475MHz	
1+2	Horizontal	Vertical
Peak Avg.	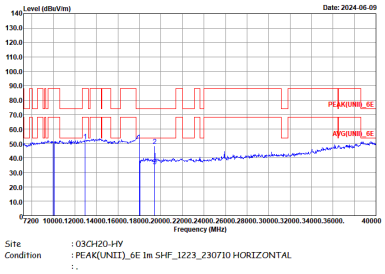	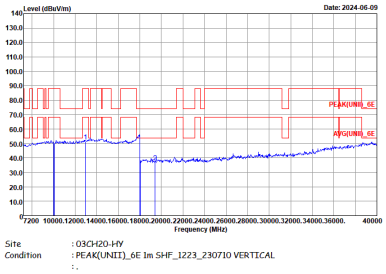

WIFI	Band 6 6425~6525MHz Harmonic @ 3m	
ANT	802.11ax HE20 Full CH113 6515MHz	
1+2	Horizontal	Vertical
Peak Avg.	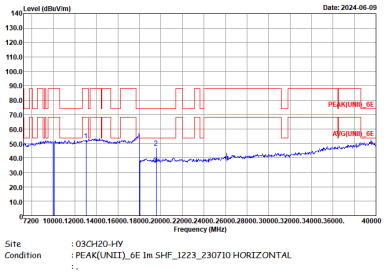	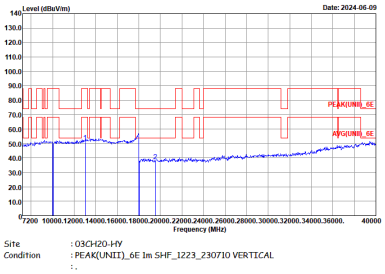

Band 6 6425~6525MHz

WIFI 802.11ax HE40 Full (Harmonic @ 3m)

WIFI	Band 6 6425~6525MHz Harmonic @ 3m	
ANT	802.11ax HE40 Full CH99 6445MHz	
1+2	Horizontal	Vertical
Peak Avg.	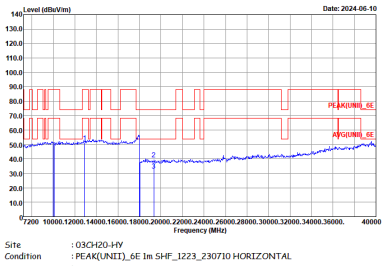	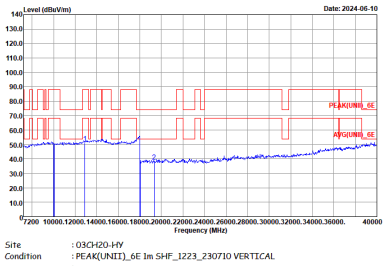

WIFI	Band 6 6425~6525MHz Harmonic @ 3m	
ANT	802.11ax HE40 Full CH107 6485MHz	
1+2	Horizontal	Vertical
Peak Avg.	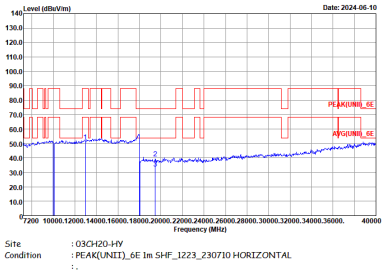 Site : 03CH20-HY Condition : PEAK(UNII)_6E 1m SHF_1223_230710 HORIZONTAL : .	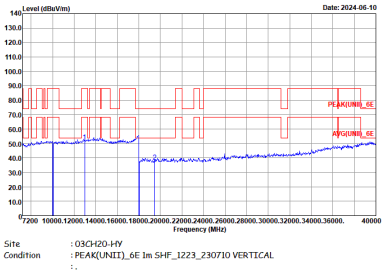 Site : 03CH20-HY Condition : PEAK(UNII)_6E 1m SHF_1223_230710 VERTICAL : .