



FCC RADIO TEST REPORT

FCC ID : UZ7ET65AW
Equipment : Rugged 2 in 1 Android Tablet
Brand Name : Zebra
Model Name : ET65AW
Applicant : Zebra Technologies Corporation
1 Zebra Plaza, Holtsville, NY 11742
Manufacturer : Zebra Technologies Corporation
1 Zebra Plaza, Holtsville, NY 11742
Standard : FCC 47 CFR Part 2, 22(H), 24(E), 27

The product was received on Jul. 12, 2023 and testing was performed from Jul. 21, 2023 to Sep. 14, 2023. We, Sporton International Inc. EMC & Wireless Communications Laboratory, would like to declare that the tested sample has been evaluated in accordance with the test procedures given in ANSI / TIA-603-E and has been in compliance with the applicable technical standards.

The test results in this report apply exclusively to the tested model / sample. Without written approval from Sporton International Inc. EMC & Wireless Communications Laboratory, the test report shall not be reproduced except in full.

Louis Wu

Approved by: Louis Wu

Sporton International Inc. EMC & Wireless Communications Laboratory

No. 52, Huaya 1st Rd., Guishan Dist., Taoyuan City 333, Taiwan (R.O.C.)



Table of Contents

History of this test report..... 3

Summary of Test Result..... 4

1 General Description 6

 1.1 Product Feature of Equipment Under Test..... 6

 1.2 Product Specification of Equipment Under Test..... 7

 1.3 Modification of EUT 9

 1.4 Testing Location 10

 1.5 Applicable Standards..... 10

2 Test Configuration of Equipment Under Test 11

 2.1 Test Mode..... 11

 2.2 Connection Diagram of Test System..... 18

 2.3 Support Unit used in test configuration and system 18

 2.4 Measurement Results Explanation Example..... 18

 2.5 Frequency List of Low/Middle/High Channels 19

3 Conducted Test Items..... 31

 3.1 Measuring Instruments 31

 3.2 Conducted Output Power and ERP/EIRP 32

 3.3 Peak-to-Average Ratio 33

 3.4 Occupied Bandwidth..... 34

 3.5 Conducted Band Edge 35

 3.6 Conducted Spurious Emission 37

 3.7 Frequency Stability 38

4 Radiated Test Items 39

 4.1 Measuring Instruments 39

 4.2 Radiated Spurious Emission Measurement 41

5 List of Measuring Equipment..... 42

6 Measurement Uncertainty 43

Appendix A. Test Results of Conducted Test

Appendix B. Test Results of Radiated Test

Appendix C. Test Setup Photographs



History of this test report

Report No.	Version	Description	Issue Date
FG371211B	01	Initial issue of report	Sep. 20, 2023
FG371211B	02	Revise Section 2.1 This report is an updated version, replacing the report issued on Sep. 20, 2023.	Sep. 21, 2023



Summary of Test Result

Report Clause	Ref Std. Clause	Test Items	Result (PASS/FAIL)	Remark
3.2	§2.1046	Conducted Output Power	Reporting only	-
	§22.913 (a)(5)	Effective Radiated Power (Band 5) (Band 26)	Pass	
	§27.50 (b)(10) §27.50 (c)(10)	Effective Radiated Power (Band 12) (Band 13) (Band 17) (Band 71)		
	§24.232 (c) §27.50 (h)(2)	Equivalent Isotropic Radiated Power (Band 2) (Band 25) (Band 7) (Band 38) (Band 41)		
	§27.50 (d)(4)	Equivalent Isotropic Radiated Power (Band 4) (Band 66)		
3.3	§24.232 (d) §27.50 (d)(5)	Peak-to-Average Ratio	Pass	-
3.4	§2.1049	Occupied Bandwidth	Reporting only	-
3.5	§2.1051 §22.917 (a) §24.238 (a) §27.53 (c)(2)(4) §27.53 (g) §27.53 (h)	Conducted Band Edge Measurement (Band 2) (Band 4) (Band 5) (Band 12) (Band 13) (Band 17) (Band 25) (Band 26) (Band 66) (Band 71)	Pass	-
	§2.1051 §27.53 (m)(4)	Conducted Band Edge Measurement (Band 7) (Band 38) (Band 41)		
3.6	§2.1051 §22.917 (a) §24.238 (a) §27.53 (c)(2) §27.53 (g) §27.53 (h)	Conducted Spurious Emission (Band 2) (Band 4) (Band 5) (Band 12) (Band 13) (Band 17) (Band 25) (Band 26) (Band 66) (Band 71)	Pass	-
	§2.1051 §27.53 (m)(4)	Conducted Spurious Emission (Band 7) (Band 38) (Band 41)		
3.7	§2.1055 §22.355 §24.235 §27.54	Frequency Stability Temperature & Voltage	Pass	-



Report Clause	Ref Std. Clause	Test Items	Result (PASS/FAIL)	Remark
4.2	§2.1053 §22.917 (a) §24.238 (a) §27.53 (c)(2) §27.53 (f) §27.53 (g) §27.53 (h)	Radiated Spurious Emission (Band 2) (Band 4) (Band 5) (Band 12) (Band 13) (Band 17) (Band 25) (Band 26) (Band 66) (Band 71)	Pass	4.74 dB under the limit at 10684.00 MHz
	§2.1051 §27.53 (m)(4)	Radiated Spurious Emission (Band 7) (Band 38) (Band 41)		

Conformity Assessment Condition:

1. The test results (PASS/FAIL) with all measurement uncertainty excluded are presented against the regulation limits or in accordance with the requirements stipulated by the applicant/manufacture who shall bear all the risks of non-compliance that may potentially occur if measurement uncertainty is taken into account.
2. The measurement uncertainty please refer to each test result in the section "Measurement Uncertainty".

Disclaimer:

The product specifications of the EUT presented in the test report that may affect the test assessments are declared by the manufacturer who shall take full responsibility for the authenticity.

Reviewed by: Keven Cheng

Report Producer: Michelle Chen



1 General Description

1.1 Product Feature of Equipment Under Test

Product Feature	
Equipment	Rugged 2 in 1 Android Tablet
Brand Name	Zebra
Model Name	ET65AW
FCC ID	UZ7ET65AW
EUT supports Radios application	WCDMA/HSPA/LTE/5G NR/NFC/GNSS WLAN 11a/b/g/n HT20/HT40 WLAN 11ac VHT20/VHT40/VHT80/VHT160 WLAN 11ax HE20/HE40/HE80/HE160 Bluetooth BR/EDR/LE
HW Version	DV2
SW Version	A13
MFD	21JUN23
DUT Stage	Identical Prototype

Remark: The above EUT's information was declared by manufacturer.

Specification of Accessories				
Adapter	Brand Name	Zebra	Part Number	PWR-BGA15V45W-UC2-WW
Battery 1	Brand Name	Zebra	Part Number	BT-000471-0020
Battery 2	Brand Name	Zebra	Part Number	BT-000471-0820

Supported Unit Used in Test Configuration and System				
USB TYPE C to 3.5mm audio connector	Brand Name	Zebra	Part Number	ADP-USBC-35MM1-01
3.5mm Earphone	Brand Name	Zebra	Part Number	HDST-35MM-PTVP-01
USB TYPE C Earphone	Brand Name	Zebra	Part Number	HPST-USBC-PTT1-01
Headset Jumper	Brand Name	Zebra	Part Number	CBL-TC51-HDST35-01



1.2 Product Specification of Equipment Under Test

Product Specification is subject to this standard	
Tx Frequency	LTE Band 2: 1850.7 MHz ~ 1909.3 MHz LTE Band 4: 1710.7 MHz ~ 1754.3 MHz LTE Band 5: 824.7 MHz ~ 848.3 MHz LTE Band 7: 2502.5 MHz ~ 2567.5 MHz LTE Band 12: 699.7 MHz ~ 715.3 MHz LTE Band 13: 779.5 MHz ~ 784.5 MHz LTE Band 17: 706.5 MHz ~ 713.5 MHz LTE Band 25: 1850.7 MHz ~ 1914.3 MHz LTE Band 26: 824.7 MHz ~ 848.3 MHz LTE Band 38: 2572.5 MHz ~ 2617.5 MHz LTE Band 41: 2498.5 MHz ~ 2687.5 MHz LTE Band 66: 1710.7 MHz ~ 1754.3 MHz LTE Band 71: 665.5 MHz ~ 695.5 MHz
Rx Frequency	LTE Band 2: 1930.7 MHz ~ 1989.3 MHz LTE Band 4: 2110.7 MHz ~ 2154.3 MHz LTE Band 5: 869.7 MHz ~ 893.3 MHz LTE Band 7: 2622.5 MHz ~ 2687.5 MHz LTE Band 12: 729.7 MHz ~ 745.3 MHz LTE Band 13: 748.5 MHz ~ 753.5 MHz LTE Band 17: 736.5 MHz ~ 743.5 MHz LTE Band 25: 1930.7MHz ~ 1994.3 MHz LTE Band 26: 869.7MHz ~ 893.3MHz LTE Band 38: 2572.5MHz ~ 2617.5MHz LTE Band 41: 2498.5 MHz ~ 2687.5 MHz LTE Band 66: 2110.7 MHz ~ 2154.3 MHz LTE Band 71: 619.5 MHz ~ 649.5 MHz
Bandwidth	LTE Band 2: 1.4MHz / 3MHz / 5MHz / 10MHz / 15MHz / 20MHz LTE Band 4: 1.4MHz / 3MHz / 5MHz / 10MHz / 15MHz / 20MHz LTE Band 5: 1.4MHz / 3MHz / 5MHz / 10MHz LTE Band 7: 5MHz / 10MHz / 15MHz / 20MHz LTE Band 12: 1.4MHz / 3MHz / 5MHz / 10MHz LTE Band 13: 5MHz / 10MHz LTE Band 17: 5MHz / 10MHz LTE Band 25: 1.4MHz / 3MHz / 5MHz / 10MHz / 15MHz / 20MHz LTE Band 26: 1.4MHz / 3MHz / 5MHz / 10MHz / 15MHz LTE Band 38: 5MHz / 10MHz / 15MHz / 20MHz LTE Band 41: 5MHz / 10MHz / 15MHz / 20MHz LTE Band 66: 1.4MHz / 3MHz / 5MHz / 10MHz / 15MHz / 20MHz LTE Band 71: 5MHz / 10MHz / 15MHz / 20MHz



Product Specification is subject to this standard	
Maximum Output Power to Antenna	LTE Band 2: 23.37 dBm LTE Band 4: 23.51 dBm LTE Band 5: 24.22 dBm LTE Band 5B: 24.49 dBm LTE Band 7 : 23.49 dBm LTE Band 7C : 24.49 dBm LTE Band 12 : 23.54 dBm LTE Band 13 : 23.26 dBm LTE Band 17 : 23.66 dBm LTE Band 25 : 23.37 dBm LTE Band 26 : 23.77 dBm LTE Band 38 : 23.40 dBm LTE Band 38C : 23.91 dBm LTE Band 41 : 23.45 dBm LTE Band 41 : 25.70 dBm for HPUE LTE Band 41C : 24.66 dBm for HPUE LTE Band 66 : 23.46 dBm LTE Band 66B : 24.50dBm LTE Band 66C : 23.74 dBm LTE Band 71 : 23.34 dBm
Antenna Type	PIFA Antenna



Product Specification is subject to this standard	
Antenna Gain	<p><Ant. 1> LTE Band 2: 2.39 dBi LTE Band 4: 3.13 dBi LTE Band 5: -0.60 dBi LTE Band 12: 0.58 dBi LTE Band 13: -0.30 dBi LTE Band 17: 0.58 dBi LTE Band 25: 2.39 dBi LTE Band 26: -0.60 dBi LTE Band 66: 3.41 dBi LTE Band 71: -0.18 dBi</p> <p><Ant. 2> LTE Band 7: 2.58 dBi LTE Band 41: 2.58 dBi</p> <p><Ant. 3> LTE Band 7: 1.97 dBi LTE Band 38: 1.97 dBi LTE Band 41: 1.97 dBi</p> <p><Ant. 4> LTE Band 2: 1.91 dBi LTE Band 4: 2.12 dBi LTE Band 66: 2.46 dBi</p>
Type of Modulation	QPSK / 16QAM / 64QAM / 256QAM

Remark: The above EUT's information was declared by manufacturer. Please refer to Disclaimer in report summary.

1.3 Modification of EUT

No modifications made to the EUT during the testing.



1.4 Testing Location

Test Site	Sporton International Inc. EMC & Wireless Communications Laboratory
Test Site Location	No.52, Huaya 1st Rd., Guishan Dist., Taoyuan City 333, Taiwan (R.O.C.) TEL: +886-3-327-3456 FAX: +886-3-328-4978
Test Site No.	Sporton Site No. TH03-HY
Test Engineer	Cotty Hsu
Temperature (°C)	22.3~22.6
Relative Humidity (%)	52~54

Test Site	Sporton International Inc. Wensan Laboratory
Test Site Location	No.58, Aly. 75, Ln. 564, Wenhua 3rd, Rd., Guishan Dist., Taoyuan City 333010, Taiwan (R.O.C.) TEL: +886-3-327-0868 FAX: +886-3-327-0855
Test Site No.	Sporton Site No. 03CH12-HY (TAF Code: 3786)
Test Engineer	Jesse Fan, Tim Lee and Wilson Wu
Temperature (°C)	20~25
Relative Humidity (%)	50~60
Remark	The Radiated Spurious Emission test item subcontracted to Sporton International Inc. Wensan Laboratory.

Note: The test site complies with ANSI C63.4 2014 requirement.

FCC Designation No.: TW1190 and TW3786

1.5 Applicable Standards

According to the specifications of the manufacturer, the EUT must comply with the requirements of the following standards:

- ♦ ANSI C63.26-2015
- ♦ ANSI / TIA-603-E
- ♦ FCC 47 CFR Part 2, 22(H), 24(E), 27
- ♦ FCC KDB 971168 D01 Power Meas. License Digital Systems v03r01
- ♦ FCC KDB 412172 D01 Determining ERP and EIRP v01r01
- ♦ FCC KDB 414788 D01 Radiated Test Site v01r01.

Remark:

1. All the test items were validated and recorded in accordance with the standards without any modification during the testing.
2. This EUT has also been tested and complied with the requirements of FCC Part 15, Subpart B, recorded in a separate test report.
3. The TAF code is not including all the FCC KDB listed without accreditation.



2 Test Configuration of Equipment Under Test

2.1 Test Mode

Antenna port conducted and radiated test items listed below are performed according to KDB 971168 D01 Power Meas. License Digital Systems v03r01 with maximum output power. For radiated measurement, the measured emission level of the EUT was maximized by rotating the EUT on a turntable, adjusting the orientation of the EUT and EUT antenna in three orthogonal axis (X: flat, Y: portrait, Z: landscape), and adjusting the measurement antenna orientation, following C63.26 exploratory test procedures and only the worst case emissions were reported in this report.

Test Items	Band	Bandwidth (MHz)						Modulation				RB #			Test Channel		
		1.4	3	5	10	15	20	QPSK	16QAM	64QAM	256QAM	1	Half	Full	L	M	H
Max. Output Power	2	v	v	v	v	v	v	v	v	v	v	v	v	v	v	v	v
	4	v	v	v	v	v	v	v	v	v	v	v	v	v	v	v	v
	5	v	v	v	v	-	-	v	v	v	v	v	v	v	v	v	v
	7	-	-	v	v	v	v	v	v	v	v	v	v	v	v	v	v
	12	v	v	v	v	-	-	v	v	v	v	v	v	v	v	v	v
	13	-	-	v	v	-	-	v	v	v	v	v	v	v	v	v	v
	17	-	-	v	v	-	-	v	v	v	v	v	v	v	v	v	v
	25	v	v	v	v	v	v	v	v	v	v	v	v	v	v	v	v
	26	v	v	v	v	v	-	v	v	v	v	v	v	v	v	v	v
	38	-	-	v	v	v	v	v	v	v	v	v	v	v	v	v	v
	41	-	-	v	v	v	v	v	v	v	v	v	v	v	v	v	v
	66	v	v	v	v	v	v	v	v	v	v	v	v	v	v	v	v
71	-	-	v	v	v	v	v	v	v	v	v	v	v	v	v	v	
Peak-to-Average Ratio	2	Covered by Band 25															
	4	Covered by Band 66															
	5	Covered by Band 26															
	7	-	-				v	v	v	v	v			v			v
	12				v	-	-	v	v	v	v			v			v
	13	-	-		v	-	-	v	v	v	v			v			v
	17	Covered by Band 12															
	25						v	v	v	v	v			v			v
	26					v	-	v	v	v	v			v			v
	38	-	-				v	v	v	v	v			v			v
	41	-	-				v	v	v	v	v			v			v
	66						v	v	v	v	v			v			v
71						v	v	v	v	v			v			v	



Test Items	Band	Bandwidth (MHz)						Modulation				RB #			Test Channel			
		1.4	3	5	10	15	20	QPSK	16QAM	64QAM	256QAM	1	Half	Full	L	M	H	
26dB and 99% Bandwidth	2	Covered by Band 25																
	4	Covered by Band 66																
	5	Covered by Band 26																
	7	-	-	v	v	v	v	v	v	v	v	v			v		v	
	12	v	v	v	v	-	-	v	v	v	v			v		v		
	13	-	-	v	v	-	-	v	v	v	v			v		v		
	17	Covered by Band 12																
	25	v	v	v	v	v	v	v	v	v	v			v		v		
	26	v	v	v	v	v	-	v	v	v	v			v		v		
	38	-	-	v	v	v	v	v	v	v	v			v		v		
	41	-	-	v	v	v	v	v	v	v	v			v		v		
	66	v	v	v	v	v	v	v	v	v	v			v		v		
71	-	-	v	v	v	v	v	v	v	v			v		v			
Conducted Band Edge	2	Covered by Band 25																
	4	Covered by Band 66																
	5	Covered by Band 26																
	7	-	-	v	v	v	v	v	v	v	v	v		v	v		v	
	12	v	v	v	v	-	-	v	v	v	v	v		v	v		v	
	13	-	-	v	v	-	-	v	v	v	v	v		v	v		v	
	17	Covered by Band 12																
	25	v	v	v	v	v	v	v	v	v	v	v		v	v		v	
	26	v	v	v	v	v	-	v	v	v	v	v		v	v		v	
	38	-	-	v	v	v	v	v	v	v	v	v		v	v		v	
	41	-	-	v	v	v	v	v	v	v	v	v		v	v		v	
	66	v	v	v	v	v	v	v	v	v	v	v		v	v		v	
71	-	-	v	v	v	v	v	v	v	v	v		v	v		v		



Test Items	Band	Bandwidth (MHz)						Modulation				RB #			Test Channel		
		1.4	3	5	10	15	20	QPSK	16QAM	64QAM	256QAM	1	Half	Full	L	M	H
Conducted Spurious Emission	2	Covered by Band 25															
	4	Covered by Band 66															
	5	Covered by Band 26															
	7	-	-	v	v	v	v	v				v			v	v	v
	12	v	v	v	v	-	-	v				v			v	v	v
	13	-	-	v	v	-	-	v				v			v	v	v
	17	Covered by Band 12															
	25	v	v	v	v	v	v	v				v			v	v	v
	26	v	v	v	v	v	-	v				v			v	v	v
	38	-	-	v	v	v	v	v				v			v	v	v
	41	-	-	v	v	v	v	v				v			v	v	v
	66	v	v	v	v	v	v	v				v			v	v	v
	71	-	-	v	v	v	v	v				v			v	v	v
Frequency Stability	2	Covered by Band 25															
	4	Covered by Band 66															
	5	Covered by Band 26															
	7	-	-		v			v							v		v
	12				v	-	-	v							v		v
	13	-	-		v	-	-	v							v		v
	17	Covered by Band 12															
	25				v			v							v		v
	26				v		-	v							v		v
	38	-	-		v			v							v		v
	41	-	-		v			v							v		v
	66				v			v							v		v
	71	-	-		v			v							v		v



Test Items	Band	Bandwidth (MHz)						Modulation				RB #			Test Channel		
		1.4	3	5	10	15	20	QPSK	16QAM	64QAM	256QAM	1	Half	Full	L	M	H
E.R.P / E.I.R.P	2	v	v	v	v	v	v	v	v	v	v	v	Max. Power				
	4	v	v	v	v	v	v	v	v	v	v	v					
	5	v	v	v	v	-	-	v	v	v	v	v					
	7	-	-	v	v	v	v	v	v	v	v	v					
	12	v	v	v	v	-	-	v	v	v	v	v					
	13	-	-	v	v	-	-	v	v	v	v	v					
	17	-	-	v	v	-	-	v	v	v	v	v					
	25	v	v	v	v	v	v	v	v	v	v	v					
	26	v	v	v	v	v	-	v	v	v	v	v					
	38	-	-	v	v	v	v	v	v	v	v	v					
	41	-	-	v	v	v	v	v	v	v	v	v					
	66	v	v	v	v	v	v	v	v	v	v	v					
	71	-	-	v	v	v	v	v	v	v	v	v					



Test Items	Band	Bandwidth (MHz)						Modulation				RB #			Test Channel		
		1.4	3	5	10	15	20	QPSK	16QAM	64QAM	256QAM	1	Half	Full	L	M	H
Radiated Spurious Emission	2	Covered by Band 25															
	4	Covered by Band 66															
	5	Covered by Band 26															
	7	Worst Case												v	v	v	
	12	Worst Case												v	v	v	
	13	Worst Case												v	v	v	
	17	Covered by Band 12															
	25	Worst Case												v	v	v	
	26	Worst Case												v	v	v	
	38	Worst Case												v	v	v	
	41	Worst Case												v	v	v	
	66	Worst Case												v	v	v	
	71	Worst Case												v	v	v	
Remark	<ol style="list-style-type: none"> 1. The mark "v" means that this configuration is chosen for testing 2. The mark "-" means that this bandwidth is not supported. 3. The device is investigated from 30MHz to 10 times of fundamental signal for radiated spurious emission test under different RB size/offset and modulations in exploratory test. Subsequently, only the worst case emissions are reported. 4. All the radiated test cases were performed with Battery 1. 5. LTE Band 2, 4 and 66 support Antenna 1 (SA Mode) and Antenna 4 (ENDC Mode). Radiated Spurious Emission is full test. Conducted test items are verified and the worst case is Antenna 1. Therefore, the report only performed Antenna 1 test results. 6. LTE Band 7 and 41 support Antenna 3 (SA Mode) and Antenna 2 (ENDC Mode). Radiated Spurious Emission is full test. Conducted test items are verified and the worst case is Antenna 3. Therefore, the report only performed Antenna 3 test results. 7. Test combination are EN-DC 2A-n12A, EN-DC 66A-n25A, EN-DC 7A-n77A and EN-DC 41A-n77A. 8. Wider operating range bandwidth covers narrower one when the power is higher or the same. 9. One representative bandwidth is selected to perform PAR and frequency stability. 																



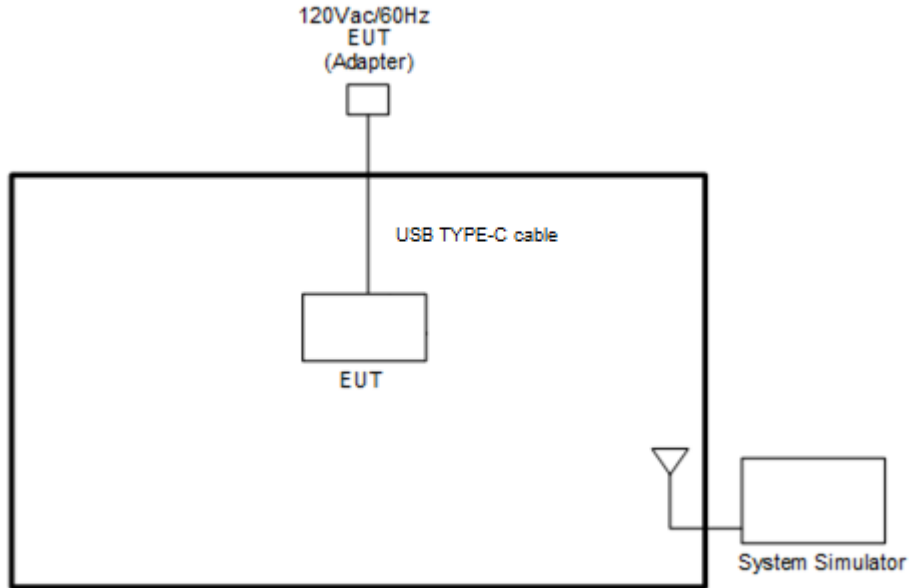
Test Items	Band	Bandwidth (MHz)					Modulation				RB #			Test Channel					
		3+5	5+3	5+10	10+5	10+10	QPSK	16QAM	64QAM	256QAM	1	Half	Full	L	M	H			
Max. Output Power	5_CA	v	v	v	v	v	v	v	v	v	v	v	v	v	v	v	v	v	v
26dB and 99% Bandwidth	5_CA	v	v	v	v	v	v	v	v	v			v			v		v	
Conducted Band Edge	5_CA	v	v	v	v	v	v	v	v	v	v		v	v		v			v
Conducted Spurious Emission	5_CA	v	v	v	v	v	v				v						v	v	v
E.R.P.	5_CA	v	v	v	v	v	v	v	v	v	Max. Power								
Radiated Spurious Emission	5_CA	Worst Case											v	v	v				
Remark	1. The mark "v" means that this configuration is chosen for testing 2. The mark "-" means that this bandwidth is not supported. 3. The device is investigated from 30MHz to 10 times of fundamental signal for radiated spurious emission test under different RB size/offset and modulations in exploratory test. Subsequently, only the worst case emissions are reported. 4. All the radiated test cases were performed with Battery 1.																		

Test Items	Band	Bandwidth (MHz)						Modulation				RB #			Test Channel		
		5+5	5+10	10+5	5+15	15+5	10+10	QPSK	16QAM	64QAM	256QAM	1	Half	Full	L	M	H
Max. Output Power	66B_CA	v	v	v	v	v	v	v	v	v	v	v	v	v	v	v	v
26dB and 99% Bandwidth	66B_CA	v	v	v	v	v	v	v	v	v	v			v			v
Conducted Band Edge	66B_CA	v	v	v	v	v	v	v	v	v	v	v		v	v		v
Conducted Spurious Emission	66B_CA	v	v	v	v	v	v	v				v					v
E.I.R.P.	66B_CA	v	v	v	v	v	v	v	v	v	v	Max. Power					
Radiated Spurious Emission	66B_CA	Worst Case											v	v	v		
Remark	1. The mark "v" means that this configuration is chosen for testing 2. The mark "-" means that this bandwidth is not supported. 3. The device is investigated from 30MHz to 10 times of fundamental signal for radiated spurious emission test under different RB size/offset and modulations in exploratory test. Subsequently, only the worst case emissions are reported. 4. All the radiated test cases were performed with Battery 1.																



Test Items	Band	Bandwidth (MHz)										Modulation				RB #			Test Channel		
		20+20	20+15	15+20	20+10	10+20	20+5	5+20	15+15	15+10	10+15	QPSK	16QAM	64QAM	256QAM	1	Half	Full	L	M	H
Max. Output Power	7_CA	v	v	v	v	v	-	-	v	v	-	v	v	v	v	v	v	v	v	v	v
	38_CA	v	-	-	-	-	-	-	v	-	-	v	v	v	v	v	v	v	v	v	v
	41_CA	v	v	v	v	v	v	v	v	v	v	v	v	v	v	v	v	v	v	v	v
	66_CA	v	v	v	v	v	v	v	v	v	v	v	v	v	v	v	v	v	v	v	v
26dB and 99% Bandwidth	7_CA	v	v	v	v	v	-	-	v	v	-	v	v	v	v			v		v	
	38_CA	v	-	-	-	-	-	-	v	-	-	v	v	v	v			v		v	
	41_CA	v	v	v	v	v	v	v	v	v	v	v	v	v	v			v		v	
	66_CA	v	v	v	v	v	v	v	v	v	v	v	v	v	v			v		v	
Conducted Band Edge	7_CA	v	v	v	v	v	-	-	v	v	-	v	v	v	v	v		v	v		v
	38_CA	v	-	-	-	-	-	-	v	-	-	v	v	v	v	v		v	v		v
	41_CA	v	v	v	v	v	v	v	v	v	v	v	v	v	v	v		v	v		v
	66_CA	v	v	v	v	v	v	v	v	v	v	v	v	v	v	v		v	v		v
Conducted Spurious Emission	7_CA	v	v	v	v	v	-	-	v	v	-	v				v			v	v	v
	38_CA	v	-	-	-	-	-	-	v	-	-	v				v			v	v	v
	41_CA	v	v	v	v	v	v	v	v	v	v	v				v			v	v	v
	66_CA	v	v	v	v	v	v	v	v	v	v	v									
E.I.R.P	7_CA	v	v	v	v	v	-	-	v	v	-	v	v	v	v						
	38_CA	v	-	-	-	-	-	-	v	-	-	v	v	v	v						
	41_CA	v	v	v	v	v	v	v	v	v	v	v	v	v	v						
	66_CA	v	v	v	v	v	v	v	v	v	v	v	v	v	v						
Radiated Spurious Emission	7_CA	Worst Case																v	v	v	
	38_CA	Worst Case																v	v	v	
	41_CA	Worst Case																v	v	v	
	66_CA	Worst Case																v	v	v	
Remark	1. The mark "v " means that this configuration is chosen for testing 2. The mark "- " means that this bandwidth is not supported. 3. The device is investigated from 30MHz to 10 times of fundamental signal for radiated spurious emission test under different RB size/offset and modulations in exploratory test. Subsequently, only the worst case emissions are reported. 4. All the radiated test cases were performed with Battery 1.																				

2.2 Connection Diagram of Test System



2.3 Support Unit used in test configuration and system

Item	Equipment	Brand Name	Model No.	FCC ID	Data Cable	Power Cord
1.	System Simulator	Anritsu	MT8821C	N/A	N/A	Unshielded, 1.8 m

2.4 Measurement Results Explanation Example

For all conducted test items:

The offset level is set in the spectrum analyzer to compensate the RF cable loss and attenuator factor between EUT conducted output port and spectrum analyzer. With the offset compensation, the spectrum analyzer reading level is exactly the EUT RF output level.

The spectrum analyzer offset is derived from RF cable loss and attenuator factor.

Offset = RF cable loss + attenuator factor.

Following shows an offset computation example with cable loss 4.2 dB and 10dB attenuator.

Example :

$$\begin{aligned} \text{Offset(dB)} &= \text{RF cable loss(dB)} + \text{attenuator factor(dB)}. \\ &= 4.2 + 10 = 14.2 \text{ (dB)} \end{aligned}$$



2.5 Frequency List of Low/Middle/High Channels

LTE Band 2 Channel and Frequency List				
BW [MHz]	Channel/Frequency(MHz)	Lowest	Middle	Highest
20	Channel	18700	18900	19100
	Frequency	1860	1880	1900
15	Channel	18675	18900	19125
	Frequency	1857.5	1880	1902.5
10	Channel	18650	18900	19150
	Frequency	1855	1880	1905
5	Channel	18625	18900	19175
	Frequency	1852.5	1880	1907.5
3	Channel	18615	18900	19185
	Frequency	1851.5	1880	1908.5
1.4	Channel	18607	18900	19193
	Frequency	1850.7	1880	1909.3

LTE Band 4 Channel and Frequency List				
BW [MHz]	Channel/Frequency(MHz)	Lowest	Middle	Highest
20	Channel	20050	20175	20300
	Frequency	1720	1732.5	1745
15	Channel	20025	20175	20325
	Frequency	1717.5	1732.5	1747.5
10	Channel	20000	20175	20350
	Frequency	1715	1732.5	1750
5	Channel	19975	20175	20375
	Frequency	1712.5	1732.5	1752.5
3	Channel	19965	20175	20385
	Frequency	1711.5	1732.5	1753.5
1.4	Channel	19957	20175	20393
	Frequency	1710.7	1732.5	1754.3



LTE Band 5 Channel and Frequency List				
BW [MHz]	Channel/Frequency(MHz)	Lowest	Middle	Highest
10	Channel	20450	20525	20600
	Frequency	829	836.5	844
5	Channel	20425	20525	20625
	Frequency	826.5	836.5	846.5
3	Channel	20415	20525	20635
	Frequency	825.5	836.5	847.5
1.4	Channel	20407	20525	20643
	Frequency	824.7	836.5	848.3

LTE Band 7 Channel and Frequency List				
BW [MHz]	Channel/Frequency(MHz)	Lowest	Middle	Highest
20	Channel	20850	21100	21350
	Frequency	2510	2535	2560
15	Channel	20825	21100	21375
	Frequency	2507.5	2535	2562.5
10	Channel	20800	21100	21400
	Frequency	2505	2535	2565
5	Channel	20775	21100	21425
	Frequency	2502.5	2535	2567.5

LTE Band 12 Channel and Frequency List				
BW [MHz]	Channel/Frequency(MHz)	Lowest	Middle	Highest
10	Channel	23060	23095	23130
	Frequency	704	707.5	711
5	Channel	23035	23095	23155
	Frequency	701.5	707.5	713.5
3	Channel	23025	23095	23165
	Frequency	700.5	707.5	714.5
1.4	Channel	23017	23095	23173
	Frequency	699.7	707.5	715.3



LTE Band 13 Channel and Frequency List				
BW [MHz]	Channel/Frequency(MHz)	Lowest	Middle	Highest
10	Channel	-	23230	-
	Frequency	-	782	-
5	Channel	23205	23230	23255
	Frequency	779.5	782	784.5

LTE Band 17 Channel and Frequency List				
BW [MHz]	Channel/Frequency(MHz)	Lowest	Middle	Highest
10	Channel	23780	23790	23800
	Frequency	709	710	711
5	Channel	23755	23790	23825
	Frequency	706.5	710	713.5

LTE Band 25 Channel and Frequency List				
BW [MHz]	Channel/Frequency(MHz)	Lowest	Middle	Highest
20	Channel	26140	26340	26590
	Frequency	1860	1880	1905
15	Channel	26115	26340	26615
	Frequency	1857.5	1880	1907.5
10	Channel	26090	26340	26640
	Frequency	1855	1880	1910
5	Channel	26065	26340	26665
	Frequency	1852.5	1880	1912.5
3	Channel	26055	26340	26675
	Frequency	1851.5	1880	1913.5
1.4	Channel	26047	26340	26683
	Frequency	1850.7	1880	1914.3



LTE Band 26 Channel and Frequency List				
BW [MHz]	Channel/Frequency(MHz)	Lowest	Middle	Highest
15	Channel	26865	26915	26965
	Frequency	831.5	836.5	841.5
10	Channel	26840	26915	26990
	Frequency	829.0	836.5	844.0
5	Channel	26815	26915	27015
	Frequency	826.5	836.5	846.5
3	Channel	26805	26915	27025
	Frequency	825.5	836.5	847.5
1.4	Channel	26797	26915	27033
	Frequency	824.7	836.5	848.3

LTE Band 38 Channel and Frequency List				
BW [MHz]	Channel/Frequency(MHz)	Lowest	Middle	Highest
20	Channel	37850	38000	38150
	Frequency	2580.0	2595.0	2610.0
15	Channel	37825	38000	38175
	Frequency	2577.5	2595.0	2612.5
10	Channel	37800	38000	38200
	Frequency	2575.0	2595.0	2615.0
5	Channel	37775	38000	38225
	Frequency	2572.5	2595.0	2617.5

LTE Band 41 Channel and Frequency List				
BW [MHz]	Channel/Frequency(MHz)	Lowest	Middle	Highest
20	Channel	39750	40620	41490
	Frequency	2506.0	2593.0	2680.0
15	Channel	39725	40620	41515
	Frequency	2503.5	2593.0	2682.5
10	Channel	39700	40620	41540
	Frequency	2501.0	2593.0	2685.0
5	Channel	39675	40620	41565
	Frequency	2498.5	2593.0	2687.5



LTE Band 66 Channel and Frequency List				
BW [MHz]	Channel/Frequency(MHz)	Lowest	Middle	Highest
20	Channel	132072	132322	132572
	Frequency	1720	1745	1770
15	Channel	132047	132322	132597
	Frequency	1717.5	1745	1772.5
10	Channel	132022	132322	132622
	Frequency	1715	1745	1775
5	Channel	131997	132322	132647
	Frequency	1712.5	1745	1777.5
3	Channel	131987	132322	132657
	Frequency	1711.5	1745	1778.5
1.4	Channel	131979	132322	132665
	Frequency	1710.7	1745	1779.3

LTE Band 71 Channel and Frequency List				
BW [MHz]	Channel/Frequency(MHz)	Lowest	Middle	Highest
20	Channel	133222	133297	133372
	Frequency	673.0	680.5	688.0
15	Channel	133197	133297	133397
	Frequency	670.5	680.5	690.5
10	Channel	133172	133297	133422
	Frequency	668.0	680.5	693.0
5	Channel	133147	133297	133447
	Frequency	665.5	680.5	695.5



LTE Band 5B Channel and Frequency List_CA					
BW [MHz]	Channel/Frequency(MHz)		Lowest	Middle	Highest
3 + 5	PCC	Channel	20416	20501	20586
		Frequency	825.6	834.1	842.6
	SCC	Channel	20455	20540	20625
		Frequency	829.5	838.0	846.5
5 + 3	PCC	Channel	20425	20510	20595
		Frequency	826.5	835.0	843.5
	SCC	Channel	20464	20549	20634
		Frequency	830.4	838.9	847.4
5 + 10	PCC	Channel	20428	20478	20528
		Frequency	826.8	831.8	836.8
	SCC	Channel	20500	20550	20600
		Frequency	834.0	839.0	844.0
10 + 5	PCC	Channel	20450	20500	20550
		Frequency	829.0	834.0	839.0
	SCC	Channel	20522	20572	20622
		Frequency	836.2	841.2	846.2
10 + 10	PCC	Channel	20450	20476	20501
		Frequency	829.0	831.6	834.1
	SCC	Channel	20549	20575	20600
		Frequency	838.9	841.5	844.0



LTE Band 7C Channel and Frequency List_CA					
BW [MHz]	Channel/Frequency(MHz)		Lowest	Middle	Highest
20 + 20	PCC	Channel	20850	21001	21152
		Frequency	2510.0	2525.1	2540.2
	SCC	Channel	21048	21199	21350
		Frequency	2529.8	2544.9	2560.0
20 + 15	PCC	Channel	20850	21026	21201
		Frequency	2510.0	2527.6	2545.1
	SCC	Channel	21021	21197	21372
		Frequency	2527.1	2544.7	2562.2
15 + 20	PCC	Channel	20828	21003	21179
		Frequency	2507.8	2525.3	2542.9
	SCC	Channel	20999	21174	21350
		Frequency	2524.9	2542.4	2560.0
20 + 10	PCC	Channel	20850	21051	21251
		Frequency	2510.0	2530.1	2550.1
	SCC	Channel	20994	21195	21395
		Frequency	2524.4	2544.5	2564.5
10 + 20	PCC	Channel	20805	21006	21206
		Frequency	2505.5	2525.6	2545.6
	SCC	Channel	20949	21150	21350
		Frequency	2519.9	2540.0	2560.0
15 + 15	PCC	Channel	20825	21025	21225
		Frequency	2507.5	2527.5	2547.5
	SCC	Channel	20975	21175	21375
		Frequency	2522.5	2542.5	2562.5
15 + 10	PCC	Channel	20825	21051	21277
		Frequency	2507.5	2530.1	2552.7
	SCC	Channel	20945	21171	21397
		Frequency	2519.5	2542.1	2564.7



LTE Band 38C Channel and Frequency List_CA					
BW [MHz]	Channel/Frequency(MHz)		Lowest	Middle	Highest
20 + 20	PCC	Channel	37850	37901	37952
		Frequency	2580.0	2585.1	2590.2
	SCC	Channel	38048	38099	38150
		Frequency	2599.8	2604.9	2610.0
15+ 15	PCC	Channel	37825	37925	38025
		Frequency	2577.5	2587.5	2597.5
	SCC	Channel	37975	38075	38175
		Frequency	2592.5	2602.5	2612.5

LTE Band 41C Channel and Frequency List_CA					
BW [MHz]	Channel/Frequency(MHz)		Lowest	Middle	Highest
20 + 20	PCC	Channel	39750	40521	41292
		Frequency	2506.0	2583.1	2660.2
	SCC	Channel	39948	40719	41490
		Frequency	2525.8	2602.9	2680.0
20 + 15	PCC	Channel	39750	40546	41341
		Frequency	2506.0	2585.6	2665.1
	SCC	Channel	39921	40717	41512
		Frequency	2523.1	2602.7	2682.2
15 + 20	PCC	Channel	39728	40523	41319
		Frequency	2503.8	2583.3	2662.9
	SCC	Channel	39899	40694	41490
		Frequency	2520.9	2600.4	2680.0
20 + 10	PCC	Channel	39750	40571	41391
		Frequency	2506.0	2588.1	2670.1
	SCC	Channel	39894	40715	41535
		Frequency	2520.4	2602.5	2684.5
10 + 20	PCC	Channel	39705	40526	41346
		Frequency	2501.5	2583.6	2665.6
	SCC	Channel	39849	40670	41490
		Frequency	2515.9	2598.0	2680.0



LTE Band 41C Channel and Frequency List_CA					
20 + 5	PCC	Channel	39750	40595	41440
		Frequency	2506.0	2590.5	2675.0
	SCC	Channel	39867	40712	41557
		Frequency	2517.7	2602.2	2686.7
5 + 20	PCC	Channel	39683	40528	41373
		Frequency	2499.3	2583.8	2668.3
	SCC	Channel	39800	40645	41490
		Frequency	2511.0	2595.5	2680.0
15 + 15	PCC	Channel	39725	40545	41365
		Frequency	2503.5	2585.5	2667.5
	SCC	Channel	39875	40695	41515
		Frequency	2518.5	2600.5	2682.5
10 + 15	PCC	Channel	39703	40549	41395
		Frequency	2501.3	2585.9	2670.5
	SCC	Channel	39823	40669	41515
		Frequency	2513.3	2597.9	2682.5
15 + 10	PCC	Channel	39725	40571	41417
		Frequency	2503.5	2588.1	2672.7
	SCC	Channel	39845	40691	41537
		Frequency	2515.5	2600.1	2684.7



LTE Band 66B Channel and Frequency List_CA					
BW [MHz]	Channel/Frequency(MHz)		Lowest	Middle	Highest
5 + 5	PCC	Channel	131997	132398	132599
		Frequency	1712.5	1752.6	1772.7
	SCC	Channel	132045	132446	132647
		Frequency	1717.3	1757.4	1777.5
5 + 10	PCC	Channel	132000	132375	132550
		Frequency	1712.8	1750.3	1767.8
	SCC	Channel	132072	132447	132622
		Frequency	1720.0	1757.5	1775.0
10 + 5	PCC	Channel	132022	132397	132572
		Frequency	1715.0	1752.5	1770.0
	SCC	Channel	132094	132469	132644
		Frequency	1722.2	1759.7	1777.2
5 + 15	PCC	Channel	132002	132353	132504
		Frequency	1713.0	1748.1	1763.2
	SCC	Channel	132095	132446	132597
		Frequency	1722.3	1757.4	1772.5
15 + 5	PCC	Channel	132047	132398	132549
		Frequency	1717.5	1752.6	1767.7
	SCC	Channel	132140	132491	132642
		Frequency	1726.8	1761.9	1777.0
10 + 10	PCC	Channel	132022	132373	132523
		Frequency	1715.0	1750.1	1765.1
	SCC	Channel	132121	132472	132622
		Frequency	1724.9	1760.0	1775.0



LTE Band 66C Channel and Frequency List_CA					
BW [MHz]	Channel/Frequency(MHz)		Lowest	Middle	Highest
10 + 15	PCC	Channel	132025	132351	132477
		Frequency	1715.3	1747.9	1760.5
	SCC	Channel	132145	132471	132597
		Frequency	1727.3	1759.9	1772.5
15 + 10	PCC	Channel	132047	132373	132499
		Frequency	1717.5	1750.1	1762.7
	SCC	Channel	132167	132493	132619
		Frequency	1729.5	1762.1	1774.7
10 + 20	PCC	Channel	132027	132328	132428
		Frequency	1715.5	1745.6	1755.6
	SCC	Channel	132171	132472	132572
		Frequency	1729.9	1760.0	1770.0
20 + 10	PCC	Channel	132072	132373	132473
		Frequency	1720.0	1750.1	1760.1
	SCC	Channel	132216	132517	132617
		Frequency	1734.4	1764.5	1774.5
15 + 15	PCC	Channel	132047	132347	132447
		Frequency	1717.5	1747.5	1757.5
	SCC	Channel	132197	132497	132597
		Frequency	1732.5	1762.5	1772.5
15 + 20	PCC	Channel	132050	132325	132401
		Frequency	1717.8	1745.3	1752.9
	SCC	Channel	132221	132496	132572
		Frequency	1734.9	1762.4	1770.0
20 + 15	PCC	Channel	132072	132348	132423
		Frequency	1720.0	1747.6	1755.1
	SCC	Channel	132243	132519	132594
		Frequency	1737.1	1764.7	1772.2
20 + 5	PCC	Channel	132072	132397	132522
		Frequency	1720.0	1752.5	1765.0
	SCC	Channel	132189	132514	132639
		Frequency	1731.7	1764.2	1776.7



LTE Band 66C Channel and Frequency List_CA					
5 + 20	PCC	Channel	132005	132330	132455
		Frequency	1713.3	1745.8	1758.3
	SCC	Channel	132122	132447	132572
		Frequency	1725.0	1757.5	1770.0
20 + 20	PCC	Channel	132072	132323	132374
		Frequency	1720.0	1745.1	1750.2
	SCC	Channel	132270	132521	132572
		Frequency	1739.8	1764.9	1770.0


3 Conducted Test Items

3.1 Measuring Instruments

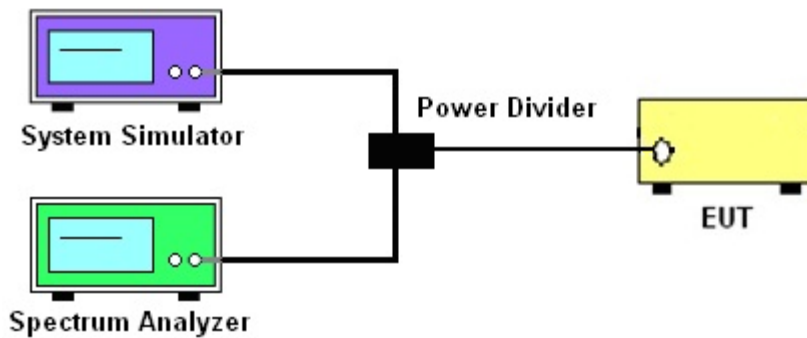
See list of measuring instruments of this test report.

3.1.1 Test Setup

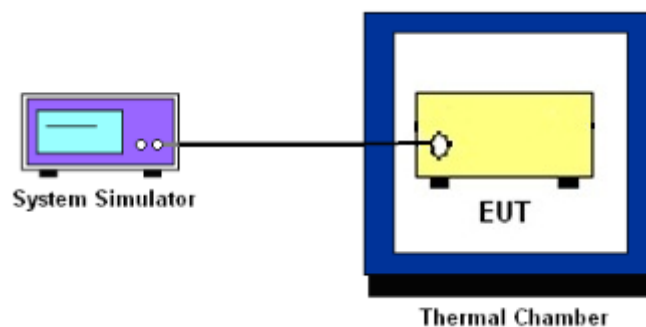
3.1.2 Conducted Output Power



3.1.3 Peak-to-Average Ratio, Occupied Bandwidth ,Conducted Band-Edge and Conducted Spurious Emission



3.1.4 Frequency Stability



3.1.5 Test Result of Conducted Test

Please refer to Appendix A.



3.2 Conducted Output Power and ERP/EIRP

3.2.1 Description of the Conducted Output Power Measurement and ERP/EIRP Measurement

A system simulator was used to establish communication with the EUT. Its parameters were set to force the EUT transmitting at maximum output power. The measured power in the radio frequency on the transmitter output terminals shall be reported.

The ERP of mobile transmitters must not exceed 7 Watts for LTE Band 5 and Band 26

The ERP of mobile transmitters must not exceed 3 Watts for LTE Band 12 and Band 13 and Band 17 and Band 71

The EIRP of mobile transmitters must not exceed 2 Watts for LTE Band 2 and Band 25 and Band 7 and Band 38 and Band 41

The EIRP of mobile transmitters must not exceed 1 Watts for LTE Band 4 and Band 66

According to KDB 412172 D01 Power Approach,

$EIRP = P_T + G_T - L_C$, $ERP = EIRP - 2.15$, where

P_T = transmitter output power in dBm

G_T = gain of the transmitting antenna in dBi

L_C = signal attenuation in the connecting cable between the transmitter and antenna in dB

3.2.2 Test Procedures

1. The transmitter output port was connected to the system simulator.
2. Set EUT at maximum power through the system simulator.
3. Select lowest, middle, and highest channels for each band and different modulation.
4. Measure and record the power level from the system simulator.



3.3 Peak-to-Average Ratio

3.3.1 Description of the PAR Measurement

Power Complementary Cumulative Distribution Function (CCDF) curves provide a means for characterizing the power peaks of a digitally modulated signal on a statistical basis. A CCDF curve depicts the probability of the peak signal amplitude exceeding the average power level. Most contemporary measurement instrumentation include the capability to produce CCDF curves for an input signal provided that the instrument's resolution bandwidth can be set wide enough to accommodate the entire input signal bandwidth. In measuring transmissions in this band using an average power technique, the peak-to-average ratio (PAR) of the transmission may not exceed 13 dB.

3.3.2 Test Procedures

The testing follows ANSI C63.26-2015 Section 5.2.6

1. The EUT was connected to spectrum and system simulator via a power divider.
2. Set the CCDF (Complementary Cumulative Distribution Function) option in spectrum analyzer.
3. The highest RF powers were measured and recorded the maximum PAPR level associated with a probability of 0.1 %.
4. Record the deviation as Peak to Average Ratio.



3.4 Occupied Bandwidth

3.4.1 Description of Occupied Bandwidth Measurement

The occupied bandwidth is the width of a frequency band such that, below the lower and above the upper frequency limits, the mean powers emitted are each equal to a specified percentage 0.5% of the total mean transmitted power.

The 26 dB emission bandwidth is defined as the frequency range between two points, one above and one below the carrier frequency, at which the spectral density of the emission is attenuated 26 dB below the maximum in-band spectral density of the modulated signal. Spectral density (power per unit bandwidth) is to be measured with a detector of resolution bandwidth equal to approximately 1.0% of the emission bandwidth.

3.4.2 Test Procedures

The testing follows ANSI C63.26-2015 Section 5.4.3 (26dB) and Section 5.4.4 (99OB)

1. The EUT was connected to spectrum analyzer and system simulator via a power divider.
2. The spectrum analyzer center frequency is set to the nominal EUT channel center frequency. The span range for the spectrum analyzer shall be between two and five times the anticipated OBW.
3. The nominal resolution bandwidth (RBW) shall be in the range of 1 to 5 % of the anticipated OBW, and the VBW shall be at least 3 times the RBW.
4. Set the detection mode to peak, and the trace mode to max hold.
5. Determine the reference value: Set the EUT to transmit a modulated signal. Allow the trace to stabilize. Set the spectrum analyzer marker to the highest level of the displayed trace.
(this is the reference value)
6. Determine the “-26 dB down amplitude” as equal to (Reference Value – X).
7. Place two markers, one at the lowest and the other at the highest frequency of the envelope of the spectral display such that each marker is at or slightly below the “-X dB down amplitude” determined in step 6. If a marker is below this “-X dB down amplitude” value it shall be placed as close as possible to this value. The OBW is the positive frequency difference between the two markers.
8. Use the 99 % power bandwidth function of the spectrum analyzer and report the measured bandwidth.



3.5 Conducted Band Edge

3.5.1 Description of Conducted Band Edge Measurement

22.917(a)

For operations in the 824 – 849 MHz band, the FCC limit is $43 + 10\log_{10}(P[\text{Watts}])$ dB below the transmitter power $P(\text{Watts})$ in a 100kHz bandwidth. However, in the 1MHz bands immediately outside and adjacent to the licensee's frequency block, a resolution bandwidth of at least one percent of the emission bandwidth of the fundamental emission of the transmitter may be employed.

24.238 (a)

For operations in the 1850-1910 and 1930-1990 MHz band, the FCC limit is $43 + 10\log_{10}(P[\text{Watts}])$ dB below the transmitter power $P(\text{Watts})$ in a 1MHz bandwidth. However, in the 1 MHz bands immediately outside and adjacent to the frequency block a resolution bandwidth of at least one percent of the emission bandwidth of the fundamental emission of the transmitter may be employed.

27.53 (c)

For operations in the 776-788 MHz band, the FCC limit is $43 + 10\log_{10}(P[\text{Watts}])$ dB below the transmitter power $P(\text{Watts})$ in a 100 kHz bandwidth. However, in the 100 kHz bands immediately outside and adjacent to the frequency block, a resolution bandwidth of at least 30 kHz may be employed. In addition, the power of any unwanted emissions in any 6.25 kHz bandwidth for all frequencies between 763-775 MHz and 793-806 MHz shall be attenuated below the transmitter power, P (dBW), by at least $65 + 10 \log_{10} p(\text{watts})$, dB, for mobile and portable equipment.

27.53 (g)

For operations in the 600MHz band and 698-746 MHz band, the FCC limit is $43 + 10\log_{10}(P[\text{Watts}])$ dB below the transmitter power $P(\text{Watts})$ in a 100 kHz bandwidth. However, in the 100 kilohertz bands immediately outside and adjacent to a licensee's frequency block, a resolution bandwidth of at least 30 kHz may be employed.

27.53 (h)

For operations in the 1710 – 1755 MHz band, 1755-1780 MHz, the FCC limit is $43 + 10\log_{10}(P[\text{Watts}])$ dB below the transmitter power $P(\text{Watts})$ in a 1 MHz bandwidth. However, in the 1MHz bands immediately outside and adjacent to the licensee's frequency block, a resolution bandwidth of at least one percent of the emission bandwidth of the fundamental emission of the transmitter may be employed.

**27.53(m)(4)**

For mobile digital stations, the attenuation factor shall be not less than $40 + 10 \log (P)$ dB on all frequencies between the channel edge and 5 megahertz from the channel edge, $43 + 10 \log (P)$ dB on all frequencies between 5 megahertz and X megahertz from the channel edge, and $55 + 10 \log (P)$ dB on all frequencies more than X megahertz from the channel edge, where X is the greater of 6 megahertz or the actual emission bandwidth as defined in paragraph (m)(6) of this section. In addition, the attenuation factor shall not be less that $43 + 10 \log (P)$ dB on all frequencies between 2490.5 MHz and 2496 MHz and $55 + 10 \log (P)$ dB at or below 2490.5 MHz. Mobile Satellite Service licensees operating on frequencies below 2495 MHz may also submit a documented interference complaint against BRS licensees operating on channel BRS Channel 1 on the same terms and conditions as adjacent channel BRS or EBS licensees.

3.5.2 Test Procedures

The testing follows FCC KDB 971168 D01 v03r01 Section 6.1.

1. The EUT was connected to spectrum analyzer and system simulator via a power divider.
2. The band edges of low and high channels for the highest RF powers were measured.
3. Set RBW \geq 1% EBW in the 1MHz band immediately outside and adjacent to the band edge.
4. Beyond the 1 MHz band from the band edge, RBW=1MHz was used.
5. Set spectrum analyzer with RMS detector.
6. The RF fundamental frequency should be excluded against the limit line in the operating frequency band.
7. Checked that all the results comply with the emission limit line.

The limit line is derived from $43 + 10\log(P)$ dB below the transmitter power P(Watts)

For LTE Band 7, 38, 41

The other 40 dB, and 55 dB have additionally applied same calculation above.



3.6 Conducted Spurious Emission

3.6.1 Description of Conducted Spurious Emission Measurement

The power of any emission outside of the authorized operating frequency ranges must be lower than the transmitter power (P) by a factor of at least $43 + 10 \log (P)$ dB.

For LTE Band 7, 38, 41

The power of any emission outside of the authorized operating frequency ranges must be lower than the transmitter power (P) by a factor of at least $55 + 10 \log (P)$ dB.

It is measured by means of a calibrated spectrum analyzer and scanned from 30 MHz up to a frequency including its 10th harmonic.

3.6.2 Test Procedures

The testing follows FCC KDB 971168 D01 v03r01 Section 6.1.

1. The EUT was connected to spectrum analyzer and system simulator via a power divider.
2. The RF output of EUT was connected to the spectrum analyzer by RF cable and attenuator.
The path loss was compensated to the results for each measurement.
3. The middle channel for the highest RF power within the transmitting frequency was measured.
4. The conducted spurious emission for the whole frequency range was taken.
5. Make the measurement with the spectrum analyzer's RBW = 1MHz, VBW = 3MHz.
6. Set spectrum analyzer with RMS detector.
7. Taking the record of maximum spurious emission.
8. The RF fundamental frequency should be excluded against the limit line in the operating frequency band.
9. The limit line is derived from $43 + 10\log(P)$ dB below the transmitter power P(Watts)
For LTE Band 7, 38, 41
The limit line is derived from $55 + 10\log(P)$ dB below the transmitter power P(Watts)



3.7 Frequency Stability

3.7.1 Description of Frequency Stability Measurement

22.355

The frequency stability shall be measured by variation of ambient temperature and variation of primary supply voltage to ensure that the fundamental emission stays within the authorized frequency block. The frequency stability of the transmitter shall be maintained within $\pm 0.00025\%$ ($\pm 2.5\text{ppm}$) of the center frequency.

24.235 & 27.54

The frequency stability shall be sufficient to ensure that the fundamental emission stays within the authorized frequency block.

3.7.2 Test Procedures for Temperature Variation

The testing follows FCC KDB 971168 D01 v03r01 Section 9.0.

1. The EUT was set up in the thermal chamber and connected with the system simulator.
2. With power OFF, the temperature was decreased to -30°C and the EUT was stabilized before testing. Power was applied and the maximum change in frequency was recorded within one minute.
3. With power OFF, the temperature was raised in 10°C step up to 50°C . The EUT was stabilized at each step for at least half an hour. Power was applied and the maximum frequency change was recorded within one minute.

3.7.3 Test Procedures for Voltage Variation

The testing follows FCC KDB 971168 D01 v03r01 Section 9.0.

1. The EUT was placed in a temperature chamber at $20\pm 5^{\circ}\text{C}$ and connected with the system simulator.
2. The power supply voltage to the EUT was varied from 85% to 115% of the nominal value measured at the input to the EUT.
3. The variation in frequency was measured for the worst case.

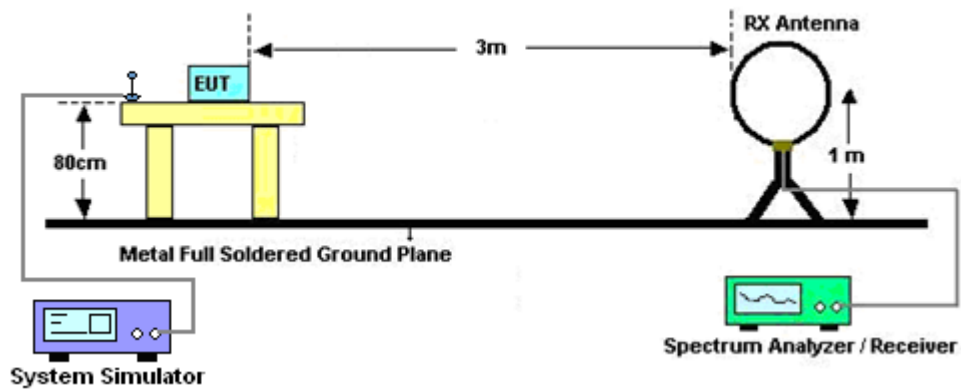
4 Radiated Test Items

4.1 Measuring Instruments

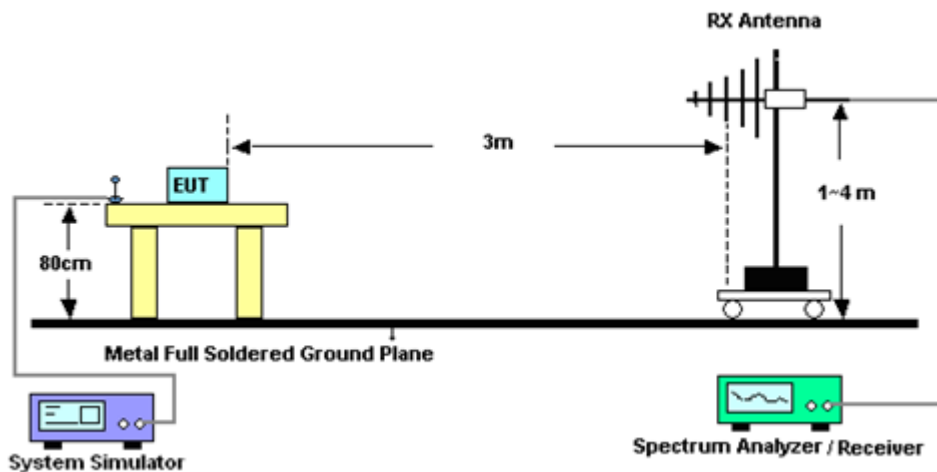
See list of measuring instruments of this test report.

4.1.1 Test Setup

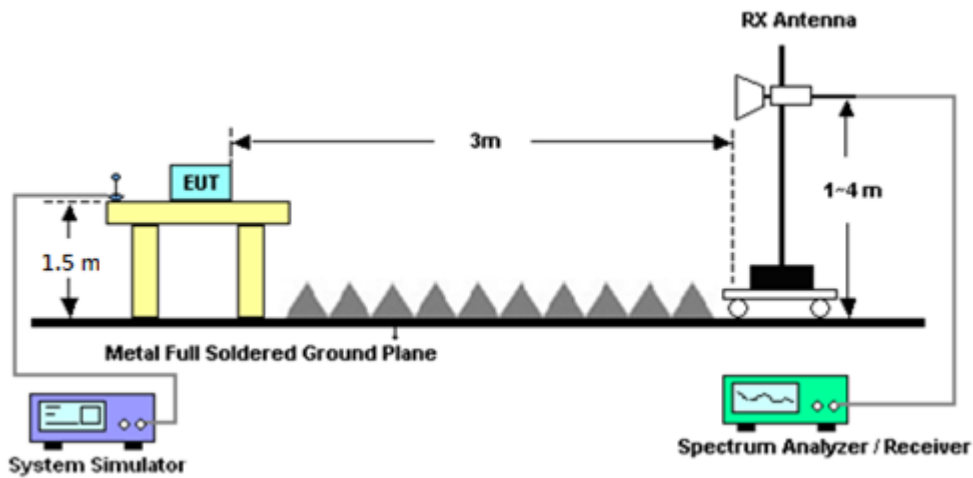
For radiated test below 30MHz



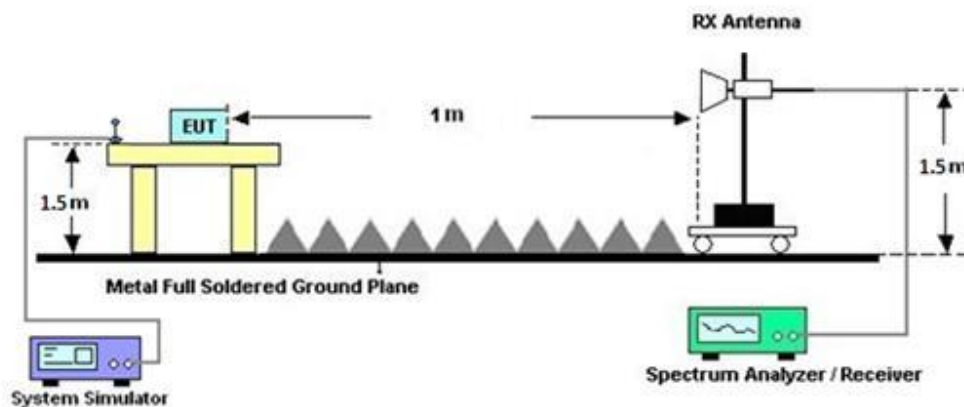
For radiated test from 30MHz to 1GHz



For radiated test from 1GHz to 18GHz



For radiated test above 18GHz



4.1.2 Test Result of Radiated Test

Please refer to Appendix B.

Note:

The low frequency, which started from 9 kHz to 30MHz, was pre-scanned and the result which was 20dB lower than the limit line was not reported.

There is adequate comparison measurement of both open-field test site and alternative test site - semi-Anechoic chamber according to 414788 D01 Radiated Test Site v01r01, and the result came out very similar.



4.2 Radiated Spurious Emission Measurement

4.2.1 Description of Radiated Spurious Emission Measurement

The radiated spurious emission was measured by substitution method according to ANSI / TIA-603-E. The power of any emission outside of the authorized operating frequency ranges must be attenuated below the transmitter power (P) by a factor of at least $43 + 10 \log (P)$ dB.

For LTE Band 7, 38, 41

The power of any emission outside of the authorized operating frequency ranges must be attenuated below the transmitter power (P) by a factor of at least $55 + 10 \log (P)$ dB.

For LTE Band 13

For operations in the 746-758 MHz, 775-788 MHz, and 805-806 MHz bands, emissions in the band 1559-1610 MHz shall be limited to -70 dBW/MHz equivalent isotropically radiated power (EIRP) for wideband signals, and -80 dBW EIRP for discrete emissions of less than 700 Hz bandwidth.

The spectrum is scanned from 30 MHz up to a frequency including its 10th harmonic.

4.2.2 Test Procedures

The testing follows FCC KDB 971168 D01 v03r01 Section 7 and ANSI / TIA-603-E Section 2.2.12.

1. The EUT was placed on a turntable with 0.8 meter for frequency below 1GHz and 1.5 meter for frequency above 1GHz respectively above ground.
2. The EUT was set 3 meters from the receiving antenna, which was mounted on the antenna tower.
3. The table was rotated 360 degrees to determine the position of the highest spurious emission.
4. The height of the receiving antenna is varied between one meter and four meters to search the maximum spurious emission for both horizontal and vertical polarizations.
5. Make the measurement with the spectrum analyzer's RBW = 1MHz, VBW = 3MHz, taking the record of maximum spurious emission.
6. A horn antenna was substituted in place of the EUT and was driven by a signal generator.
7. Tune the output power of signal generator to the same emission level with EUT maximum spurious emission.
8. Taking the record of output power at antenna port.
9. Repeat step 7 to step 8 for another polarization.
10. The RF fundamental frequency should be excluded against the limit line in the operating frequency band.

The limit line is derived from $43 + 10\log(P)$ dB below the transmitter power P(Watts)

For LTE Band 7, 38, 41

The limit line is derived from $55 + 10\log(P)$ dB below the transmitter power P(Watts)

EIRP (dBm) = S.G. Power – Tx Cable Loss + Tx Antenna Gain

ERP (dBm) = EIRP - 2.15



5 List of Measuring Equipment

Instrument	Brand Name	Model No.	Serial No.	Characteristics	Calibration Date	Test Date	Due Date	Remark
Radio Communication Analyzer	Anritsu	MT8821C	6262025353	LTE FDD/TDD LTE-2CC DLCA/ULCA	Oct. 13, 2022	Jul. 21, 2023~ Sep. 14, 2023	Oct. 12, 2023	Conducted (TH03-HY)
Thermal Chamber	ESPEC	SH-641	92013720	-40℃ ~90℃	Sep. 07, 2022	Jul. 21, 2023~ Sep. 01, 2023	Sep. 06, 2023	Conducted (TH03-HY)
Thermal Chamber	ESPEC	SH-641	92013720	-40℃ ~90℃	Sep. 04, 2023	Sep. 14, 2023	Sep. 03, 2024	Conducted (TH03-HY)
DC Power Supply	GW Instek	GPP-2323	GES906037	0V~64V ; 0A~6A	Dec. 29, 2022	Jul. 21, 2023~ Sep. 14, 2023	Dec. 28, 2023	Conducted (TH03-HY)
Coupler	Warison	20dB 25W SMA Directional Coupler	#B	1-18GHz	Jan. 06, 2023	Jul. 21, 2023~ Sep. 14, 2023	Jan. 05, 2024	Conducted (TH03-HY)
Spectrum Analyzer	Rohde & Schwarz	FSV40	101908	10Hz~40GHz	Sep. 27, 2022	Jul. 21, 2023~ Sep. 14, 2023	Sep. 26, 2023	Conducted (TH03-HY)
Loop Antenna	Rohde & Schwarz	HFH2-Z2	100488	9 kHz~30 MHz	Sep. 20, 2022	Jul. 22, 2023~ Aug. 10, 2023	Sep. 19, 2023	Radiation (03CH12-HY)
Bilog Antenna	TESEQ	CBL 6111D & 00800N1D01N -06	37059 & 01	30MHz~1GHz	Nov. 10, 2022	Jul. 22, 2023~ Aug. 10, 2023	Nov. 09, 2023	Radiation (03CH12-HY)
Horn Antenna	SCHWARZBECK	BBHA 9120 D	9120D-1328	1GHz~18GHz	Dec. 15, 2022	Jul. 22, 2023~ Aug. 10, 2023	Dec. 14, 2023	Radiation (03CH12-HY)
Horn Antenna	SCHWARZBECK	BBHA 9120 D	9120D-02294	1GHz~18GHz	Jun. 30, 2023	Jul. 22, 2023~ Aug. 10, 2023	Jun. 29, 2024	Radiation (03CH12-HY)
SHF-EHF Horn Antenna	SCHWARZBECK	BBHA9170	00993	18GHz~40GHz	Nov. 24, 2022	Jul. 22, 2023~ Aug. 10, 2023	Nov. 23, 2023	Radiation (03CH12-HY)
SHF-EHF Horn Antenna	SCHWARZBECK	BBHA9170	00994	18GHz~40GHz	Nov. 04, 2022	Jul. 22, 2023~ Aug. 10, 2023	Nov. 03, 2023	Radiation (03CH12-HY)
Preamplifier	COM-POWER	PA-103A	161241	10MHz~1GHz	Oct. 03, 2022	Jul. 22, 2023~ Aug. 10, 2023	Oct. 02, 2023	Radiation (03CH12-HY)
Preamplifier	Agilent	8449B	3008A02375	1GHz~26.5GHz	May 23, 2023	Jul. 22, 2023~ Aug. 10, 2023	May 22, 2024	Radiation (03CH12-HY)
Preamplifier	E-INSTRUMENT TECH LTD.	ERA-100M-18 G-56-01-A70	EC1900249	1GHz-18GHz	Dec. 21, 2022	Jul. 22, 2023~ Aug. 10, 2023	Dec. 20, 2023	Radiation (03CH12-HY)
Preamplifier	EMEC	EM18G40G	060715	18GHz~40GHz	Dec. 07, 2022	Jul. 22, 2023~ Aug. 10, 2023	Dec. 06, 2023	Radiation (03CH12-HY)
Spectrum Analyzer	Agilent	N9010A	MY53470118	10Hz~44GHz	Jan. 10, 2023	Jul. 22, 2023~ Aug. 10, 2023	Jan. 09, 2024	Radiation (03CH12-HY)
Filter	Wainwright	WHKX12-1080 -1200-15000-6 OSS	SN1	1.2GHz High Pass Filter	Mar. 14, 2023	Jul. 22, 2023~ Aug. 10, 2023	Mar. 13, 2024	Radiation (03CH12-HY)
Filter	Wainwright	WHKX12-2700 -3000-18000-6 OST	SN2	3GHz High Pass Filter	Mar. 14, 2023	Jul. 22, 2023~ Aug. 10, 2023	Mar. 13, 2024	Radiation (03CH12-HY)
Filter	Wainwright	WHKX8-5872. 5-6750-18000- 40ST	SN2	6.75GHz High Pass Filter	Mar. 14, 2023	Jul. 22, 2023~ Aug. 10, 2023	Mar. 13, 2024	Radiation (03CH12-HY)
RF Cable	HUBER + SUHNER	SUCOFLEX 102	803951/2	9kHz~30MHz	Mar. 07, 2023	Jul. 22, 2023~ Aug. 10, 2023	Mar. 06, 2024	Radiation (03CH12-HY)
RF Cable	HUBER + SUHNER	SUCOFLEX 126E	0058/126E	30MHz~18GHz	Dec. 20, 2022	Jul. 22, 2023~ Aug. 10, 2023	Dec. 19, 2023	Radiation (03CH12-HY)
RF Cable	HUBER + SUHNER	SUCOFLEX 102	505134/2	30MHz~40GHz	Dec. 20, 2022	Jul. 22, 2023~ Aug. 10, 2023	Dec. 19, 2023	Radiation (03CH12-HY)
RF Cable	HUBER + SUHNER	SUCOFLEX 102	803953/2	30MHz~40GHz	Dec. 20, 2022	Jul. 22, 2023~ Aug. 10, 2023	Dec. 19, 2023	Radiation (03CH12-HY)
Antenna Mast	EMEC	AM-BS-4500-B	N/A	1m~4m	N/A	Jul. 22, 2023~ Aug. 10, 2023	N/A	Radiation (03CH12-HY)
Turn Table	EMEC	TT2000	N/A	0~360 Degree	N/A	Jul. 22, 2023~ Aug. 10, 2023	N/A	Radiation (03CH12-HY)
Software	Audix	E3 6.2009-8-24	RK-000989	N/A	N/A	Jul. 22, 2023~ Aug. 10, 2023	N/A	Radiation (03CH12-HY)
Signal Generator	Rohde & Schwarz	SMF100A	101107	100kHz~40GHz	Jan. 11, 2023	Jul. 22, 2023~ Aug. 10, 2023	Jan. 10, 2024	Radiation (03CH12-HY)



6 Measurement Uncertainty

Uncertainty of Radiated Emission Measurement (30 MHz ~ 1000 MHz)

Measuring Uncertainty for a Level of Confidence of 95% ($U = 2Uc(y)$)	3.07 dB
---	---------

Uncertainty of Radiated Emission Measurement (1 GHz ~ 18 GHz)

Measuring Uncertainty for a Level of Confidence of 95% ($U = 2Uc(y)$)	3.63 dB
---	---------

Uncertainty of Radiated Emission Measurement (18 GHz ~ 40 GHz)

Measuring Uncertainty for a Level of Confidence of 95% ($U = 2Uc(y)$)	4.14 dB
---	---------



Appendix A. Test Results of Conducted Test

Conducted Output Power(Average power & ERP/EIRP)

LTE Band 2 Maximum Average Power [dBm] (GT - LC = 2.39 dB)								
BW [MHz]	RB Size	RB Offset	Mod	Lowest	Middle	Highest	EIRP (dBm)	EIRP (W)
20	1	0	QPSK	23.36	23.37	23.24	25.76	0.3767
20	1	49		23.21	23.30	23.29		
20	1	99		23.19	23.10	23.10		
20	50	0		22.39	22.41	22.38		
20	50	24		22.39	22.38	22.31		
20	50	50		22.29	22.35	22.29		
20	100	0		22.29	22.39	22.37		
20	1	0	16-QAM	22.55	22.77	22.79	25.31	0.3396
20	1	49		22.90	22.76	22.88		
20	1	99		22.42	22.65	22.92		
20	50	0		21.31	21.29	21.27		
20	50	24		21.33	21.38	21.49		
20	50	50		21.24	21.32	21.36		
20	100	0		21.35	21.30	21.37		
20	1	0	64-QAM	21.49	21.59	21.32	24.08	0.2559
20	1	49		21.62	21.69	21.26		
20	1	99		21.46	21.13	21.50		
20	50	0		20.36	20.40	20.37		
20	50	24		20.38	20.43	20.39		
20	50	50		20.27	20.46	20.37		
20	100	0		20.38	20.37	20.45		
20	1	0	256-QAM	18.71	18.63	18.45	21.16	0.1306
20	1	49		18.60	18.37	18.73		
20	1	99		18.74	18.61	18.50		
20	50	0		18.56	18.77	18.39		
20	50	24		18.54	18.72	18.68		
20	50	50		18.44	18.55	18.58		
20	100	0		18.37	18.56	18.43		
Limit	EIRP < 2W			Result			Pass	



LTE Band 2 Maximum Average Power [dBm] (GT - LC = 2.39 dB)								
BW [MHz]	RB Size	RB Offset	Mod	Lowest	Middle	Highest	EIRP (dBm)	EIRP (W)
15	1	0	QPSK	23.33	23.32	23.22	25.72	0.3733
15	1	37		23.21	23.22	23.28		
15	1	74		23.18	23.04	23.01		
15	36	0		22.29	22.39	22.30		
15	36	20		22.34	22.35	22.26		
15	36	39		22.25	22.34	22.20		
15	75	0		22.22	22.30	22.34		
15	1	0	16-QAM	22.46	22.77	22.78	25.28	0.3373
15	1	37		22.89	22.66	22.79		
15	1	74		22.39	22.55	22.84		
15	36	0		21.30	21.29	21.25		
15	36	20		21.30	21.29	21.42		
15	36	39		21.17	21.30	21.31		
15	75	0		21.29	21.24	21.37		
15	1	0	64-QAM	21.39	21.54	21.31	24.01	0.2518
15	1	37		21.56	21.62	21.24		
15	1	74		21.40	21.04	21.45		
15	36	0		20.33	20.36	20.28		
15	36	20		20.29	20.40	20.30		
15	36	39		20.25	20.39	20.36		
15	75	0		20.33	20.37	20.35		
15	1	0	256-QAM	18.67	18.60	18.36	21.10	0.1288
15	1	37		18.53	18.27	18.71		
15	1	74		18.68	18.55	18.41		
15	36	0		18.50	18.70	18.39		
15	36	20		18.46	18.62	18.67		
15	36	39		18.37	18.47	18.58		
15	75	0		18.29	18.49	18.37		
Limit	EIRP < 2W			Result			Pass	



LTE Band 2 Maximum Average Power [dBm] (GT - LC = 2.39 dB)								
BW [MHz]	RB Size	RB Offset	Mod	Lowest	Middle	Highest	EIRP (dBm)	EIRP (W)
10	1	0	QPSK	23.27	23.30	23.24	25.69	0.3707
10	1	25		23.16	23.20	23.29		
10	1	49		23.09	23.05	23.05		
10	25	0		22.34	22.34	22.35		
10	25	12		22.35	22.31	22.31		
10	25	25		22.27	22.35	22.28		
10	50	0		22.27	22.31	22.35		
10	1	0	16-QAM	22.46	22.77	22.77	25.28	0.3373
10	1	25		22.89	22.67	22.80		
10	1	49		22.41	22.57	22.82		
10	25	0		21.30	21.26	21.20		
10	25	12		21.27	21.31	21.45		
10	25	25		21.24	21.32	21.33		
10	50	0		21.33	21.20	21.30		
10	1	0	64-QAM	21.40	21.58	21.24	24.05	0.2541
10	1	25		21.54	21.66	21.17		
10	1	49		21.39	21.06	21.49		
10	25	0		20.36	20.37	20.29		
10	25	12		20.36	20.43	20.35		
10	25	25		20.17	20.44	20.36		
10	50	0		20.31	20.28	20.35		
10	1	0	256-QAM	18.67	18.56	18.41	21.10	0.1288
10	1	25		18.58	18.36	18.69		
10	1	49		18.68	18.57	18.44		
10	25	0		18.49	18.67	18.32		
10	25	12		18.51	18.71	18.63		
10	25	25		18.43	18.45	18.48		
10	50	0		18.32	18.53	18.34		
Limit	EIRP < 2W			Result			Pass	



LTE Band 2 Maximum Average Power [dBm] (GT - LC = 2.39 dB)								
BW [MHz]	RB Size	RB Offset	Mod	Lowest	Middle	Highest	EIRP (dBm)	EIRP (W)
5	1	0	QPSK	23.26	23.33	23.21	25.72	0.3733
5	1	12		23.20	23.24	23.19		
5	1	24		23.15	23.10	23.09		
5	12	0		22.38	22.37	22.32		
5	12	7		22.38	22.33	22.25		
5	12	13		22.22	22.31	22.19		
5	25	0		22.26	22.35	22.28		
5	1	0	16-QAM	22.54	22.67	22.74	25.25	0.3350
5	1	12		22.86	22.72	22.80		
5	1	24		22.37	22.65	22.85		
5	12	0		21.21	21.24	21.18		
5	12	7		21.23	21.34	21.49		
5	12	13		21.14	21.24	21.30		
5	25	0		21.27	21.20	21.30		
5	1	0	64-QAM	21.46	21.50	21.29	24.07	0.2553
5	1	12		21.54	21.68	21.21		
5	1	24		21.45	21.13	21.43		
5	12	0		20.31	20.40	20.27		
5	12	7		20.31	20.40	20.31		
5	12	13		20.26	20.45	20.31		
5	25	0		20.29	20.27	20.41		
5	1	0	256-QAM	18.66	18.54	18.37	21.11	0.1291
5	1	12		18.54	18.35	18.66		
5	1	24		18.72	18.53	18.45		
5	12	0		18.51	18.71	18.29		
5	12	7		18.49	18.70	18.61		
5	12	13		18.36	18.53	18.55		
5	25	0		18.29	18.52	18.42		
Limit	EIRP < 2W			Result			Pass	



LTE Band 2 Maximum Average Power [dBm] (GT - LC = 2.39 dB)								
BW [MHz]	RB Size	RB Offset	Mod	Lowest	Middle	Highest	EIRP (dBm)	EIRP (W)
3	1	0	QPSK	23.34	23.31	23.15	25.73	0.3741
3	1	8		23.17	23.25	23.24		
3	1	14		23.19	23.08	23.10		
3	8	0		22.29	22.40	22.37		
3	8	4		22.29	22.33	22.26		
3	8	7		22.22	22.25	22.21		
3	15	0		22.28	22.39	22.29		
3	1	0	16-QAM	22.49	22.71	22.74	25.23	0.3334
3	1	8		22.81	22.70	22.80		
3	1	14		22.40	22.56	22.84		
3	8	0		21.25	21.23	21.23		
3	8	4		21.24	21.29	21.39		
3	8	7		21.14	21.23	21.31		
3	15	0		21.34	21.21	21.37		
3	1	0	64-QAM	21.40	21.54	21.32	24.01	0.2518
3	1	8		21.62	21.61	21.18		
3	1	14		21.36	21.03	21.48		
3	8	0		20.36	20.36	20.32		
3	8	4		20.31	20.35	20.38		
3	8	7		20.22	20.38	20.32		
3	15	0		20.37	20.27	20.38		
3	1	0	256-QAM	18.69	18.53	18.40	21.10	0.1288
3	1	8		18.57	18.27	18.71		
3	1	14		18.65	18.51	18.46		
3	8	0		18.53	18.71	18.35		
3	8	4		18.49	18.69	18.58		
3	8	7		18.40	18.48	18.56		
3	15	0		18.37	18.47	18.39		
Limit	EIRP < 2W			Result			Pass	



LTE Band 2 Maximum Average Power [dBm] (GT - LC = 2.39 dB)								
BW [MHz]	RB Size	RB Offset	Mod	Lowest	Middle	Highest	EIRP (dBm)	EIRP (W)
1.4	1	0	QPSK	23.30	23.31	23.22	25.70	0.3715
1.4	1	3		23.18	23.21	23.26		
1.4	1	5		23.17	23.06	23.00		
1.4	3	0		23.16	23.20	23.21		
1.4	3	1		23.17	23.09	23.04		
1.4	3	3		23.16	23.08	23.10		
1.4	6	0		22.26	22.31	22.35		
1.4	1	0	16-QAM	22.51	22.69	22.70	25.27	0.3365
1.4	1	3		22.88	22.71	22.82		
1.4	1	5		22.36	22.59	22.86		
1.4	3	0		22.34	22.35	22.24		
1.4	3	1		22.26	22.34	22.27		
1.4	3	3		22.26	22.39	22.29		
1.4	6	0		21.26	21.28	21.35		
1.4	1	0	64-QAM	21.40	21.55	21.23	24.04	0.2535
1.4	1	3		21.59	21.65	21.25		
1.4	1	5		21.42	21.09	21.47		
1.4	3	0		21.28	21.33	21.43		
1.4	3	1		21.21	21.32	21.26		
1.4	3	3		21.28	21.29	21.37		
1.4	6	0		20.34	20.37	20.45		
1.4	1	0	256-QAM	18.67	18.63	18.40	21.16	0.1306
1.4	1	3		18.57	18.37	18.63		
1.4	1	5		18.69	18.52	18.49		
1.4	3	0		18.51	18.77	18.30		
1.4	3	1		18.45	18.68	18.64		
1.4	3	3		18.44	18.48	18.53		
1.4	6	0		18.29	18.55	18.35		
Limit	EIRP < 2W			Result			Pass	



LTE Band 25 Maximum Average Power [dBm] (GT - LC = 2.39 dB)								
BW [MHz]	RB Size	RB Offset	Mod	Lowest	Middle	Highest	EIRP (dBm)	EIRP (W)
20	1	0	QPSK	23.37	23.23	23.19	25.76	0.3767
20	1	49		23.22	23.19	22.99		
20	1	99		23.16	23.12	23.12		
20	50	0		22.37	22.35	22.27		
20	50	24		22.31	22.32	22.22		
20	50	50		22.29	22.27	22.17		
20	100	0		22.32	22.27	22.20		
20	1	0	16-QAM	22.82	22.46	22.84	25.23	0.3334
20	1	49		22.68	22.83	22.78		
20	1	99		22.60	22.68	22.47		
20	50	0		21.29	21.36	21.24		
20	50	24		21.34	21.41	21.23		
20	50	50		21.30	21.32	21.22		
20	100	0		21.25	21.43	21.34		
20	1	0	64-QAM	21.11	21.05	21.24	23.88	0.2443
20	1	49		21.19	21.08	21.49		
20	1	99		20.96	20.89	21.36		
20	50	0		20.27	20.41	20.21		
20	50	24		20.42	20.50	20.29		
20	50	50		20.44	20.37	20.17		
20	100	0		20.43	20.32	20.34		
20	1	0	256-QAM	18.45	18.37	18.35	21.00	0.1259
20	1	49		18.28	18.61	18.37		
20	1	99		18.30	18.60	18.54		
20	50	0		18.57	18.51	18.50		
20	50	24		18.22	18.61	18.23		
20	50	50		18.49	18.61	18.58		
20	100	0		18.45	18.41	18.52		
Limit	EIRP < 2W			Result			Pass	



LTE Band 25 Maximum Average Power [dBm] (GT - LC = 2.39 dB)								
BW [MHz]	RB Size	RB Offset	Mod	Lowest	Middle	Highest	EIRP (dBm)	EIRP (W)
15	1	0	QPSK	23.21	23.17	22.95	25.60	0.3631
15	1	37		23.13	23.19	23.18		
15	1	74		23.10	23.07	23.11		
15	36	0		22.36	22.33	22.25		
15	36	20		22.27	22.26	22.22		
15	36	39		22.29	22.18	22.12		
15	75	0		22.24	22.23	22.19		
15	1	0	16-QAM	22.72	22.36	22.81	25.22	0.3327
15	1	37		22.67	22.83	22.78		
15	1	74		22.57	22.63	22.42		
15	36	0		21.26	21.34	21.17		
15	36	20		21.32	21.33	21.19		
15	36	39		21.22	21.24	21.13		
15	75	0		21.22	21.35	21.27		
15	1	0	64-QAM	21.05	20.97	21.22	23.79	0.2393
15	1	37		21.12	21.06	21.40		
15	1	74		20.94	20.82	21.28		
15	36	0		20.24	20.40	20.15		
15	36	20		20.33	20.46	20.23		
15	36	39		20.35	20.35	20.14		
15	75	0		20.34	20.22	20.33		
15	1	0	256-QAM	18.35	18.34	18.29	20.97	0.1250
15	1	37		18.23	18.56	18.32		
15	1	74		18.28	18.58	18.44		
15	36	0		18.50	18.47	18.42		
15	36	20		18.16	18.53	18.19		
15	36	39		18.41	18.54	18.53		
15	75	0		18.37	18.40	18.49		
Limit	EIRP < 2W			Result			Pass	



LTE Band 25 Maximum Average Power [dBm] (GT - LC = 2.39 dB)								
BW [MHz]	RB Size	RB Offset	Mod	Lowest	Middle	Highest	EIRP (dBm)	EIRP (W)
10	1	0	QPSK	23.20	23.18	22.97	25.59	0.3622
10	1	25		23.15	23.20	23.15		
10	1	49		23.15	23.03	23.08		
10	25	0		22.34	22.35	22.25		
10	25	12		22.24	22.32	22.21		
10	25	25		22.20	22.22	22.11		
10	50	0		22.25	22.18	22.19		
10	1	0	16-QAM	22.76	22.43	22.78	25.19	0.3304
10	1	25		22.65	22.80	22.77		
10	1	49		22.50	22.60	22.42		
10	25	0		21.21	21.36	21.21		
10	25	12		21.29	21.34	21.19		
10	25	25		21.27	21.25	21.15		
10	50	0		21.15	21.38	21.24		
10	1	0	64-QAM	21.07	21.03	21.19	23.82	0.2410
10	1	25		21.11	21.06	21.43		
10	1	49		20.94	20.85	21.26		
10	25	0		20.26	20.38	20.21		
10	25	12		20.33	20.43	20.21		
10	25	25		20.42	20.34	20.08		
10	50	0		20.37	20.31	20.32		
10	1	0	256-QAM	18.40	18.35	18.25	21.00	0.1259
10	1	25		18.20	18.55	18.27		
10	1	49		18.24	18.51	18.48		
10	25	0		18.52	18.48	18.40		
10	25	12		18.14	18.59	18.16		
10	25	25		18.46	18.61	18.52		
10	50	0		18.41	18.32	18.44		
Limit	EIRP < 2W			Result			Pass	



LTE Band 25 Maximum Average Power [dBm] (GT - LC = 2.39 dB)								
BW [MHz]	RB Size	RB Offset	Mod	Lowest	Middle	Highest	EIRP (dBm)	EIRP (W)
5	1	0	QPSK	23.19	23.17	22.97	25.60	0.3631
5	1	12		23.21	23.13	23.16		
5	1	24		23.15	23.06	23.03		
5	12	0		22.35	22.35	22.24		
5	12	7		22.25	22.30	22.20		
5	12	13		22.29	22.17	22.10		
5	25	0		22.29	22.19	22.14		
5	1	0	16-QAM	22.73	22.45	22.76	25.20	0.3311
5	1	12		22.65	22.81	22.70		
5	1	24		22.50	22.66	22.45		
5	12	0		21.28	21.33	21.24		
5	12	7		21.27	21.37	21.23		
5	12	13		21.26	21.32	21.19		
5	25	0		21.16	21.34	21.30		
5	1	0	64-QAM	21.05	20.98	21.21	23.86	0.2432
5	1	12		21.15	21.07	21.47		
5	1	24		20.88	20.81	21.29		
5	12	0		20.18	20.34	20.18		
5	12	7		20.34	20.44	20.25		
5	12	13		20.36	20.34	20.08		
5	25	0		20.36	20.23	20.29		
5	1	0	256-QAM	18.45	18.33	18.30	20.95	0.1245
5	1	12		18.24	18.53	18.34		
5	1	24		18.21	18.52	18.50		
5	12	0		18.56	18.51	18.48		
5	12	7		18.15	18.54	18.23		
5	12	13		18.47	18.52	18.55		
5	25	0		18.35	18.38	18.49		
Limit	EIRP < 2W			Result			Pass	



LTE Band 25 Maximum Average Power [dBm] (GT - LC = 2.39 dB)								
BW [MHz]	RB Size	RB Offset	Mod	Lowest	Middle	Highest	EIRP (dBm)	EIRP (W)
3	1	0	QPSK	23.18	23.16	22.94	25.61	0.3639
3	1	8		23.21	23.22	23.15		
3	1	14		23.08	23.10	23.03		
3	8	0		22.28	22.26	22.23		
3	8	4		22.31	22.24	22.20		
3	8	7		22.23	22.24	22.15		
3	15	0		22.23	22.19	22.16		
3	1	0	16-QAM	22.74	22.46	22.78	25.19	0.3304
3	1	8		22.68	22.80	22.68		
3	1	14		22.58	22.61	22.42		
3	8	0		21.27	21.33	21.14		
3	8	4		21.31	21.40	21.14		
3	8	7		21.25	21.31	21.12		
3	15	0		21.18	21.37	21.32		
3	1	0	64-QAM	21.06	21.02	21.19	23.81	0.2404
3	1	8		21.10	21.07	21.42		
3	1	14		20.96	20.86	21.31		
3	8	0		20.22	20.39	20.21		
3	8	4		20.37	20.42	20.24		
3	8	7		20.42	20.35	20.14		
3	15	0		20.38	20.28	20.24		
3	1	0	256-QAM	18.39	18.28	18.31	20.99	0.1256
3	1	8		18.26	18.60	18.37		
3	1	14		18.28	18.53	18.51		
3	8	0		18.49	18.41	18.41		
3	8	4		18.19	18.58	18.15		
3	8	7		18.40	18.51	18.48		
3	15	0		18.37	18.38	18.46		
Limit	EIRP < 2W			Result			Pass	



LTE Band 25 Maximum Average Power [dBm] (GT - LC = 2.39 dB)								
BW [MHz]	RB Size	RB Offset	Mod	Lowest	Middle	Highest	EIRP (dBm)	EIRP (W)
1.4	1	0	QPSK	23.21	23.12	22.94	25.61	0.3639
1.4	1	3		23.22	23.17	23.19		
1.4	1	5		23.16	23.09	23.03		
1.4	3	0		23.16	23.08	22.93		
1.4	3	1		23.15	23.06	22.96		
1.4	3	3		23.13	23.01	23.01		
1.4	6	0		22.25	22.20	22.10		
1.4	1	0	16-QAM	22.77	22.43	22.82	25.21	0.3319
1.4	1	3		22.62	22.76	22.77		
1.4	1	5		22.55	22.59	22.38		
1.4	3	0		22.23	22.25	22.20		
1.4	3	1		22.24	22.27	22.13		
1.4	3	3		22.25	22.20	22.13		
1.4	6	0		21.16	21.36	21.24		
1.4	1	0	64-QAM	21.08	21.04	21.14	23.84	0.2421
1.4	1	3		21.19	20.99	21.39		
1.4	1	5		20.88	20.88	21.34		
1.4	3	0		21.10	21.00	21.23		
1.4	3	1		21.11	21.02	21.45		
1.4	3	3		20.91	20.84	21.28		
1.4	6	0		20.39	20.26	20.31		
1.4	1	0	256-QAM	18.36	18.34	18.35	20.95	0.1245
1.4	1	3		18.18	18.56	18.33		
1.4	1	5		18.27	18.54	18.47		
1.4	3	0		18.49	18.48	18.40		
1.4	3	1		18.18	18.52	18.15		
1.4	3	3		18.39	18.51	18.56		
1.4	6	0		18.35	18.40	18.52		
Limit	EIRP < 2W			Result			Pass	



LTE Band 4 Maximum Average Power [dBm] (GT - LC = 3.13 dB)								
BW [MHz]	RB Size	RB Offset	Mod	Lowest	Middle	Highest	EIRP (dBm)	EIRP (W)
20	1	0	QPSK	23.51	23.41	23.37	26.64	0.4613
20	1	49		23.25	23.39	23.23		
20	1	99		23.28	23.30	23.13		
20	50	0		22.42	22.39	22.40		
20	50	24		22.37	22.35	22.35		
20	50	50		22.34	22.34	22.36		
20	100	0		22.41	22.34	22.32		
20	1	0	16-QAM	22.81	23.07	22.93	26.20	0.4169
20	1	49		22.77	22.80	22.83		
20	1	99		22.72	22.80	22.68		
20	50	0		21.31	21.34	21.34		
20	50	24		21.45	21.38	21.41		
20	50	50		21.27	21.28	21.30		
20	100	0		21.47	21.42	21.37		
20	1	0	64-QAM	21.81	21.57	21.11	24.94	0.3119
20	1	49		21.68	21.58	21.14		
20	1	99		21.48	21.32	20.97		
20	50	0		20.40	20.45	20.48		
20	50	24		20.48	20.37	20.49		
20	50	50		20.39	20.38	20.36		
20	100	0		20.44	20.40	20.46		
20	1	0	256-QAM	18.51	18.69	18.55	22.00	0.1585
20	1	49		18.63	18.73	18.67		
20	1	99		18.50	18.53	18.87		
20	50	0		18.77	18.85	18.60		
20	50	24		18.66	18.54	18.62		
20	50	50		18.79	18.67	18.87		
20	100	0		18.53	18.73	18.68		
Limit	EIRP < 1W			Result			Pass	



LTE Band 4 Maximum Average Power [dBm] (GT - LC = 3.13 dB)								
BW [MHz]	RB Size	RB Offset	Mod	Lowest	Middle	Highest	EIRP (dBm)	EIRP (W)
15	1	0	QPSK	23.42	23.39	23.32	26.55	0.4519
15	1	37		23.16	23.35	23.23		
15	1	74		23.27	23.20	23.05		
15	36	0		22.42	22.29	22.32		
15	36	20		22.31	22.34	22.30		
15	36	39		22.34	22.30	22.27		
15	75	0		22.34	22.28	22.22		
15	1	0	16-QAM	22.77	23.07	22.89	26.20	0.4169
15	1	37		22.74	22.77	22.75		
15	1	74		22.65	22.73	22.61		
15	36	0		21.26	21.26	21.34		
15	36	20		21.36	21.37	21.39		
15	36	39		21.26	21.22	21.26		
15	75	0		21.42	21.38	21.32		
15	1	0	64-QAM	21.71	21.47	21.07	24.84	0.3048
15	1	37		21.63	21.50	21.06		
15	1	74		21.47	21.28	20.88		
15	36	0		20.31	20.44	20.44		
15	36	20		20.40	20.37	20.45		
15	36	39		20.35	20.34	20.33		
15	75	0		20.37	20.38	20.38		
15	1	0	256-QAM	18.44	18.60	18.52	21.99	0.1581
15	1	37		18.62	18.66	18.65		
15	1	74		18.44	18.49	18.86		
15	36	0		18.77	18.75	18.58		
15	36	20		18.57	18.51	18.56		
15	36	39		18.73	18.64	18.84		
15	75	0		18.50	18.69	18.61		
Limit	EIRP < 1W			Result			Pass	



LTE Band 4 Maximum Average Power [dBm] (GT - LC = 3.13 dB)								
BW [MHz]	RB Size	RB Offset	Mod	Lowest	Middle	Highest	EIRP (dBm)	EIRP (W)
10	1	0	QPSK	23.45	23.41	23.35	26.58	0.4550
10	1	25		23.23	23.39	23.22		
10	1	49		23.18	23.25	23.13		
10	25	0		22.42	22.39	22.34		
10	25	12		22.37	22.25	22.28		
10	25	25		22.34	22.30	22.36		
10	50	0		22.39	22.26	22.23		
10	1	0	16-QAM	22.76	23.05	22.89	26.18	0.4150
10	1	25		22.77	22.74	22.82		
10	1	49		22.62	22.72	22.67		
10	25	0		21.27	21.32	21.30		
10	25	12		21.40	21.33	21.34		
10	25	25		21.19	21.22	21.21		
10	50	0		21.39	21.37	21.29		
10	1	0	64-QAM	21.74	21.51	21.11	24.87	0.3069
10	1	25		21.63	21.57	21.10		
10	1	49		21.46	21.31	20.90		
10	25	0		20.30	20.43	20.38		
10	25	12		20.43	20.28	20.39		
10	25	25		20.30	20.29	20.34		
10	50	0		20.40	20.40	20.36		
10	1	0	256-QAM	18.42	18.64	18.53	21.93	0.1560
10	1	25		18.55	18.64	18.58		
10	1	49		18.40	18.46	18.80		
10	25	0		18.76	18.75	18.59		
10	25	12		18.61	18.54	18.58		
10	25	25		18.76	18.62	18.77		
10	50	0		18.48	18.65	18.63		
Limit	EIRP < 1W			Result			Pass	



LTE Band 4 Maximum Average Power [dBm] (GT - LC = 3.13 dB)								
BW [MHz]	RB Size	RB Offset	Mod	Lowest	Middle	Highest	EIRP (dBm)	EIRP (W)
5	1	0	QPSK	23.49	23.35	23.36	26.62	0.4592
5	1	12		23.25	23.35	23.13		
5	1	24		23.25	23.29	23.06		
5	12	0		22.42	22.38	22.39		
5	12	7		22.27	22.31	22.32		
5	12	13		22.31	22.24	22.35		
5	25	0		22.32	22.28	22.25		
5	1	0	16-QAM	22.77	22.97	22.85	26.10	0.4074
5	1	12		22.77	22.80	22.77		
5	1	24		22.64	22.78	22.60		
5	12	0		21.31	21.33	21.31		
5	12	7		21.36	21.38	21.41		
5	12	13		21.19	21.24	21.30		
5	25	0		21.44	21.39	21.36		
5	1	0	64-QAM	21.75	21.55	21.03	24.88	0.3076
5	1	12		21.62	21.55	21.05		
5	1	24		21.45	21.26	20.94		
5	12	0		20.35	20.39	20.45		
5	12	7		20.44	20.30	20.49		
5	12	13		20.33	20.38	20.26		
5	25	0		20.37	20.35	20.46		
5	1	0	256-QAM	18.49	18.59	18.45	21.94	0.1563
5	1	12		18.55	18.64	18.58		
5	1	24		18.47	18.44	18.81		
5	12	0		18.67	18.76	18.57		
5	12	7		18.59	18.46	18.58		
5	12	13		18.71	18.65	18.79		
5	25	0		18.52	18.66	18.59		
Limit	EIRP < 1W			Result			Pass	



LTE Band 4 Maximum Average Power [dBm] (GT - LC = 3.13 dB)								
BW [MHz]	RB Size	RB Offset	Mod	Lowest	Middle	Highest	EIRP (dBm)	EIRP (W)
3	1	0	QPSK	23.47	23.32	23.31	26.60	0.4571
3	1	8		23.21	23.37	23.23		
3	1	14		23.23	23.27	23.06		
3	8	0		22.40	22.36	22.30		
3	8	4		22.34	22.26	22.30		
3	8	7		22.26	22.26	22.28		
3	15	0		22.35	22.34	22.24		
3	1	0	16-QAM	22.79	23.04	22.88	26.17	0.4140
3	1	8		22.67	22.73	22.77		
3	1	14		22.65	22.73	22.58		
3	8	0		21.22	21.31	21.27		
3	8	4		21.41	21.34	21.36		
3	8	7		21.18	21.22	21.28		
3	15	0		21.37	21.36	21.28		
3	1	0	64-QAM	21.71	21.54	21.11	24.84	0.3048
3	1	8		21.66	21.56	21.14		
3	1	14		21.48	21.31	20.88		
3	8	0		20.32	20.43	20.42		
3	8	4		20.43	20.35	20.48		
3	8	7		20.39	20.34	20.31		
3	15	0		20.44	20.33	20.40		
3	1	0	256-QAM	18.47	18.66	18.45	21.99	0.1581
3	1	8		18.55	18.70	18.64		
3	1	14		18.43	18.46	18.82		
3	8	0		18.71	18.84	18.54		
3	8	4		18.66	18.47	18.52		
3	8	7		18.75	18.62	18.86		
3	15	0		18.51	18.65	18.58		
Limit	EIRP < 1W			Result			Pass	



LTE Band 4 Maximum Average Power [dBm] (GT - LC = 3.13 dB)								
BW [MHz]	RB Size	RB Offset	Mod	Lowest	Middle	Highest	EIRP (dBm)	EIRP (W)
1.4	1	0	QPSK	23.42	23.39	23.29	26.55	0.4519
1.4	1	3		23.21	23.37	23.16		
1.4	1	5		23.27	23.20	23.13		
1.4	3	0		23.22	23.35	23.13		
1.4	3	1		23.25	23.28	23.07		
1.4	3	3		23.24	23.30	23.05		
1.4	6	0		22.41	22.30	22.24		
1.4	1	0	16-QAM	22.75	23.03	22.91	26.16	0.4130
1.4	1	3		22.77	22.73	22.74		
1.4	1	5		22.65	22.73	22.64		
1.4	3	0		22.30	22.26	22.33		
1.4	3	1		22.29	22.29	22.27		
1.4	3	3		22.35	22.28	22.24		
1.4	6	0		21.38	21.38	21.31		
1.4	1	0	64-QAM	21.80	21.54	21.11	24.93	0.3112
1.4	1	3		21.68	21.51	21.10		
1.4	1	5		21.47	21.31	20.88		
1.4	3	0		21.24	21.34	21.33		
1.4	3	1		21.42	21.37	21.35		
1.4	3	3		21.20	21.27	21.25		
1.4	6	0		20.41	20.30	20.37		
1.4	1	0	256-QAM	18.46	18.64	18.55	21.98	0.1578
1.4	1	3		18.55	18.73	18.57		
1.4	1	5		18.45	18.53	18.83		
1.4	3	0		18.69	18.80	18.59		
1.4	3	1		18.57	18.52	18.54		
1.4	3	3		18.73	18.57	18.85		
1.4	6	0		18.44	18.63	18.64		
Limit	EIRP < 1W			Result			Pass	



LTE Band 5 Maximum Average Power [dBm] (GT - LC = -0.6 dB)								
BW [MHz]	RB Size	RB Offset	Mod	Lowest	Middle	Highest	ERP (dBm)	ERP (W)
10	1	0	QPSK	24.22	24.10	24.16	21.47	0.1403
10	1	25		24.05	23.99	23.92		
10	1	49		23.89	24.08	23.99		
10	25	0		23.27	23.20	23.11		
10	25	12		23.22	23.12	23.07		
10	25	25		23.12	23.16	22.98		
10	50	0		23.15	23.11	23.09		
10	1	0	16-QAM	23.29	23.26	23.23	20.56	0.1138
10	1	25		23.31	23.29	23.19		
10	1	49		23.28	23.21	23.25		
10	25	0		22.09	22.19	22.14		
10	25	12		22.16	22.21	22.10		
10	25	25		22.20	22.23	22.16		
10	50	0		22.25	22.18	22.06		
10	1	0	64-QAM	22.48	21.93	21.91	19.75	0.0944
10	1	25		22.50	21.88	21.79		
10	1	49		22.34	22.06	21.89		
10	25	0		21.17	21.24	21.07		
10	25	12		21.31	21.25	21.12		
10	25	25		21.28	21.28	21.12		
10	50	0		21.25	21.13	21.03		
10	1	0	256-QAM	19.48	19.43	19.43	16.73	0.0471
10	1	25		19.45	19.45	19.45		
10	1	49		19.42	19.42	19.42		
10	25	0		19.43	19.43	19.43		
10	25	12		19.43	19.43	19.41		
10	25	25		19.36	19.36	19.32		
10	50	0		19.35	19.35	19.35		
Limit	ERP < 7W			Result			Pass	



LTE Band 5 Maximum Average Power [dBm] (GT - LC = -0.6 dB)								
BW [MHz]	RB Size	RB Offset	Mod	Lowest	Middle	Highest	ERP (dBm)	ERP (W)
5	1	0	QPSK	24.12	24.08	24.07	21.37	0.1371
5	1	12		24.05	23.89	23.90		
5	1	24		23.79	24.01	23.94		
5	12	0		23.27	23.13	23.03		
5	12	7		23.16	23.12	22.97		
5	12	13		23.05	23.07	22.88		
5	25	0		23.09	23.11	23.02		
5	1	0	16-QAM	23.29	23.17	23.13	20.55	0.1135
5	1	12		23.30	23.20	23.16		
5	1	24		23.22	23.21	23.23		
5	12	0		22.02	22.15	22.12		
5	12	7		22.06	22.16	22.08		
5	12	13		22.16	22.20	22.08		
5	25	0		22.23	22.13	22.03		
5	1	0	64-QAM	22.47	21.84	21.89	19.75	0.0944
5	1	12		22.50	21.84	21.70		
5	1	24		22.29	22.04	21.81		
5	12	0		21.09	21.23	21.02		
5	12	7		21.23	21.24	21.02		
5	12	13		21.24	21.21	21.08		
5	25	0		21.20	21.05	20.95		
5	1	0	256-QAM	19.40	19.35	19.42	16.69	0.0467
5	1	12		19.42	19.42	19.44		
5	1	24		19.33	19.41	19.38		
5	12	0		19.39	19.40	19.36		
5	12	7		19.33	19.37	19.39		
5	12	13		19.33	19.34	19.30		
5	25	0		19.30	19.30	19.31		
Limit	ERP < 7W			Result			Pass	



LTE Band 5 Maximum Average Power [dBm] (GT - LC = -0.6 dB)								
BW [MHz]	RB Size	RB Offset	Mod	Lowest	Middle	Highest	ERP (dBm)	ERP (W)
3	1	0	QPSK	24.13	24.06	24.09	21.38	0.1374
3	1	8		24.03	23.92	23.90		
3	1	14		23.89	24.07	23.90		
3	8	0		23.23	23.14	23.09		
3	8	4		23.22	23.12	23.05		
3	8	7		23.04	23.06	22.88		
3	15	0		23.08	23.09	23.04		
3	1	0	16-QAM	23.28	23.21	23.15	20.53	0.1130
3	1	8		23.22	23.20	23.10		
3	1	14		23.26	23.12	23.25		
3	8	0		22.00	22.09	22.09		
3	8	4		22.10	22.17	22.04		
3	8	7		22.12	22.18	22.11		
3	15	0		22.23	22.10	22.05		
3	1	0	64-QAM	22.42	21.92	21.81	19.69	0.0931
3	1	8		22.44	21.85	21.70		
3	1	14		22.25	22.02	21.88		
3	8	0		21.08	21.22	21.05		
3	8	4		21.26	21.21	21.04		
3	8	7		21.26	21.20	21.04		
3	15	0		21.24	21.06	20.99		
3	1	0	256-QAM	19.47	19.37	19.40	16.72	0.0470
3	1	8		19.43	19.38	19.35		
3	1	14		19.37	19.40	19.42		
3	8	0		19.34	19.41	19.42		
3	8	4		19.38	19.38	19.37		
3	8	7		19.34	19.36	19.27		
3	15	0		19.27	19.30	19.32		
Limit	ERP < 7W			Result			Pass	



LTE Band 5 Maximum Average Power [dBm] (GT - LC = -0.6 dB)								
BW [MHz]	RB Size	RB Offset	Mod	Lowest	Middle	Highest	ERP (dBm)	ERP (W)
1.4	1	0	QPSK	24.17	24.10	24.15	21.42	0.1387
1.4	1	3		24.02	23.95	23.88		
1.4	1	5		23.88	24.06	23.96		
1.4	3	0		23.95	23.90	23.90		
1.4	3	1		23.92	23.87	23.94		
1.4	3	3		23.07	23.08	22.92		
1.4	6	0		23.13	23.07	23.04		
1.4	1	0	16-QAM	23.27	23.20	23.15	20.54	0.1132
1.4	1	3		23.29	23.25	23.17		
1.4	1	5		23.20	23.11	23.16		
1.4	3	0		23.18	23.08	22.98		
1.4	3	1		23.07	23.06	22.90		
1.4	3	3		23.13	23.11	23.00		
1.4	6	0		22.15	22.09	22.03		
1.4	1	0	64-QAM	22.48	21.91	21.89	19.73	0.0940
1.4	1	3		22.42	21.79	21.70		
1.4	1	5		22.28	22.03	21.80		
1.4	3	0		22.00	22.09	22.09		
1.4	3	1		22.07	22.13	22.03		
1.4	3	3		22.13	22.13	22.12		
1.4	6	0		21.20	21.06	21.01		
1.4	1	0	256-QAM	19.43	19.37	19.33	16.70	0.0468
1.4	1	3		19.35	19.45	19.38		
1.4	1	5		19.34	19.39	19.34		
1.4	3	0		19.40	19.41	19.36		
1.4	3	1		19.43	19.40	19.34		
1.4	3	3		19.34	19.29	19.30		
1.4	6	0		19.29	19.26	19.29		
Limit	ERP < 7W			Result			Pass	



LTE Band 7 Maximum Average Power [dBm] (GT - LC = 2.58 dB)								
BW [MHz]	RB Size	RB Offset	Mod	Lowest	Middle	Highest	EIRP (dBm)	EIRP (W)
20	1	0	QPSK	23.39	23.49	23.21	26.07	0.4046
20	1	49		23.29	23.28	23.16		
20	1	99		23.25	23.32	23.12		
20	50	0		22.40	22.45	22.37		
20	50	24		22.35	22.40	22.32		
20	50	50		22.30	22.34	22.29		
20	100	0		22.33	22.36	22.35		
20	1	0	16-QAM	22.83	22.35	22.45	25.62	0.3648
20	1	49		22.92	22.36	22.57		
20	1	99		23.04	22.63	22.67		
20	50	0		21.33	21.39	21.34		
20	50	24		21.48	21.36	21.31		
20	50	50		21.53	21.43	21.41		
20	100	0		21.45	21.29	21.29		
20	1	0	64-QAM	21.25	21.56	21.58	24.37	0.2735
20	1	49		21.59	21.62	21.79		
20	1	99		21.75	21.69	21.51		
20	50	0		20.43	20.34	20.39		
20	50	24		20.38	20.37	20.37		
20	50	50		20.47	20.54	20.41		
20	100	0		20.55	20.49	20.41		
20	1	0	256-QAM	18.58	18.68	18.65	21.32	0.1355
20	1	49		18.65	18.65	18.58		
20	1	99		18.73	18.74	18.71		
20	50	0		18.55	18.64	18.57		
20	50	24		18.51	18.56	18.51		
20	50	50		18.66	18.66	18.60		
20	100	0		18.54	18.54	18.46		
Limit	EIRP < 2W			Result			Pass	



LTE Band 7 Maximum Average Power [dBm] (GT - LC = 2.58 dB)								
BW [MHz]	RB Size	RB Offset	Mod	Lowest	Middle	Highest	EIRP (dBm)	EIRP (W)
15	1	0	QPSK	23.29	23.39	23.19	25.97	0.3954
15	1	37		23.19	23.20	23.06		
15	1	74		23.19	23.24	23.10		
15	36	0		22.33	22.38	22.28		
15	36	20		22.33	22.34	22.27		
15	36	39		22.20	22.25	22.23		
15	75	0		22.32	22.30	22.31		
15	1	0	16-QAM	22.74	22.26	22.45	25.56	0.3597
15	1	37		22.87	22.29	22.54		
15	1	74		22.98	22.59	22.66		
15	36	0		21.31	21.30	21.27		
15	36	20		21.42	21.31	21.22		
15	36	39		21.45	21.41	21.38		
15	75	0		21.45	21.20	21.25		
15	1	0	64-QAM	21.16	21.48	21.52	24.33	0.2710
15	1	37		21.55	21.58	21.75		
15	1	74		21.73	21.65	21.47		
15	36	0		20.36	20.29	20.37		
15	36	20		20.38	20.32	20.33		
15	36	39		20.41	20.48	20.36		
15	75	0		20.55	20.39	20.40		
15	1	0	256-QAM	18.53	18.63	18.64	21.29	0.1346
15	1	37		18.62	18.59	18.52		
15	1	74		18.64	18.71	18.61		
15	36	0		18.49	18.58	18.53		
15	36	20		18.46	18.54	18.46		
15	36	39		18.62	18.58	18.59		
15	75	0		18.54	18.50	18.40		
Limit	EIRP < 2W			Result			Pass	



LTE Band 7 Maximum Average Power [dBm] (GT - LC = 2.58 dB)								
BW [MHz]	RB Size	RB Offset	Mod	Lowest	Middle	Highest	EIRP (dBm)	EIRP (W)
10	1	0	QPSK	23.39	23.44	23.21	26.02	0.3999
10	1	25		23.23	23.20	23.07		
10	1	49		23.15	23.25	23.02		
10	25	0		22.38	22.39	22.33		
10	25	12		22.32	22.36	22.23		
10	25	25		22.28	22.34	22.24		
10	50	0		22.32	22.26	22.25		
10	1	0	16-QAM	22.78	22.28	22.39	25.53	0.3573
10	1	25		22.92	22.26	22.52		
10	1	49		22.95	22.57	22.64		
10	25	0		21.26	21.38	21.34		
10	25	12		21.46	21.33	21.29		
10	25	25		21.50	21.40	21.35		
10	50	0		21.44	21.21	21.19		
10	1	0	64-QAM	21.16	21.48	21.57	24.37	0.2735
10	1	25		21.55	21.58	21.79		
10	1	49		21.71	21.64	21.50		
10	25	0		20.43	20.29	20.29		
10	25	12		20.36	20.32	20.27		
10	25	25		20.46	20.54	20.32		
10	50	0		20.55	20.45	20.32		
10	1	0	256-QAM	18.54	18.67	18.57	21.27	0.1340
10	1	25		18.61	18.60	18.49		
10	1	49		18.68	18.69	18.62		
10	25	0		18.47	18.64	18.56		
10	25	12		18.51	18.55	18.51		
10	25	25		18.57	18.66	18.50		
10	50	0		18.44	18.54	18.36		
Limit	EIRP < 2W			Result			Pass	



LTE Band 7 Maximum Average Power [dBm] (GT - LC = 2.58 dB)								
BW [MHz]	RB Size	RB Offset	Mod	Lowest	Middle	Highest	EIRP (dBm)	EIRP (W)
5	1	0	QPSK	23.35	23.41	23.19	25.99	0.3972
5	1	12		23.27	23.20	23.13		
5	1	24		23.21	23.29	23.03		
5	12	0		22.37	22.42	22.32		
5	12	7		22.33	22.32	22.29		
5	12	13		22.25	22.24	22.21		
5	25	0		22.29	22.26	22.33		
5	1	0	16-QAM	22.76	22.34	22.39	25.59	0.3622
5	1	12		22.89	22.35	22.51		
5	1	24		23.01	22.53	22.59		
5	12	0		21.24	21.39	21.27		
5	12	7		21.40	21.33	21.25		
5	12	13		21.50	21.41	21.36		
5	25	0		21.35	21.29	21.20		
5	1	0	64-QAM	21.20	21.53	21.51	24.30	0.2692
5	1	12		21.59	21.54	21.69		
5	1	24		21.72	21.63	21.45		
5	12	0		20.35	20.28	20.35		
5	12	7		20.31	20.31	20.31		
5	12	13		20.37	20.45	20.34		
5	25	0		20.53	20.39	20.36		
5	1	0	256-QAM	18.54	18.62	18.64	21.29	0.1346
5	1	12		18.60	18.56	18.51		
5	1	24		18.70	18.69	18.71		
5	12	0		18.51	18.60	18.53		
5	12	7		18.47	18.54	18.44		
5	12	13		18.60	18.58	18.60		
5	25	0		18.46	18.46	18.40		
Limit	EIRP < 2W			Result			Pass	



LTE Band 12 Maximum Average Power [dBm] (GT - LC = 0.58 dB)								
BW [MHz]	RB Size	RB Offset	Mod	Lowest	Middle	Highest	ERP (dBm)	ERP (W)
10	1	0	QPSK	23.49	23.54	23.27	21.97	0.1574
10	1	25		23.36	23.35	23.23		
10	1	49		23.19	23.29	23.17		
10	25	0		22.49	22.60	22.55		
10	25	12		22.46	22.55	22.52		
10	25	25		22.34	22.50	22.39		
10	50	0		22.44	22.53	22.52		
10	1	0	16-QAM	23.05	22.64	22.79	21.60	0.1445
10	1	25		23.03	22.66	22.71		
10	1	49		23.17	22.88	22.71		
10	25	0		21.47	21.63	21.49		
10	25	12		21.51	21.61	21.47		
10	25	25		21.61	21.76	21.56		
10	50	0		21.59	21.53	21.47		
10	1	0	64-QAM	20.69	21.45	21.54	19.98	0.0995
10	1	25		21.23	21.55	21.36		
10	1	49		21.40	21.20	21.08		
10	25	0		20.11	20.66	20.62		
10	25	12		20.67	20.64	20.55		
10	25	25		20.66	20.67	19.57		
10	50	0		20.58	20.52	20.46		
10	1	0	256-QAM	18.75	18.55	18.71	17.25	0.0531
10	1	25		18.65	18.66	18.78		
10	1	49		18.71	18.65	18.71		
10	25	0		18.64	18.61	18.76		
10	25	12		18.41	18.70	18.52		
10	25	25		18.82	18.48	18.61		
10	50	0		18.69	18.36	18.56		
Limit	ERP < 3W			Result			Pass	



LTE Band 12 Maximum Average Power [dBm] (GT - LC = 0.58 dB)								
BW [MHz]	RB Size	RB Offset	Mod	Lowest	Middle	Highest	ERP (dBm)	ERP (W)
5	1	0	QPSK	23.43	23.48	23.21	21.91	0.1552
5	1	12		23.36	23.26	23.22		
5	1	24		23.11	23.26	23.14		
5	12	0		22.46	22.53	22.52		
5	12	7		22.43	22.54	22.47		
5	12	13		22.24	22.45	22.38		
5	25	0		22.42	22.53	22.42		
5	1	0	16-QAM	23.01	22.55	22.78	21.60	0.1445
5	1	12		22.99	22.57	22.67		
5	1	24		23.17	22.87	22.70		
5	12	0		21.47	21.56	21.41		
5	12	7		21.48	21.58	21.40		
5	12	13		21.59	21.66	21.51		
5	25	0		21.50	21.46	21.45		
5	1	0	64-QAM	20.65	21.35	21.53	19.98	0.0995
5	1	12		21.21	21.55	21.30		
5	1	24		21.37	21.18	21.03		
5	12	0		20.07	20.65	20.58		
5	12	7		20.65	20.60	20.53		
5	12	13		20.58	20.57	19.55		
5	25	0		20.51	20.49	20.41		
5	1	0	256-QAM	18.74	18.52	18.64	17.18	0.0522
5	1	12		18.63	18.56	18.73		
5	1	24		18.67	18.63	18.61		
5	12	0		18.57	18.54	18.70		
5	12	7		18.35	18.68	18.45		
5	12	13		18.75	18.45	18.55		
5	25	0		18.63	18.26	18.48		
Limit	ERP < 3W			Result			Pass	



LTE Band 12 Maximum Average Power [dBm] (GT - LC = 0.58 dB)								
BW [MHz]	RB Size	RB Offset	Mod	Lowest	Middle	Highest	ERP (dBm)	ERP (W)
3	1	0	QPSK	23.48	23.50	23.27	21.93	0.1560
3	1	8		23.26	23.30	23.13		
3	1	14		23.15	23.28	23.07		
3	8	0		22.39	22.55	22.48		
3	8	4		22.45	22.53	22.44		
3	8	7		22.28	22.44	22.33		
3	15	0		22.42	22.49	22.44		
3	1	0	16-QAM	22.99	22.58	22.79	21.52	0.1419
3	1	8		22.98	22.62	22.64		
3	1	14		23.09	22.80	22.63		
3	8	0		21.37	21.57	21.46		
3	8	4		21.43	21.60	21.39		
3	8	7		21.59	21.75	21.53		
3	15	0		21.56	21.50	21.43		
3	1	0	64-QAM	20.62	21.45	21.48	19.92	0.0982
3	1	8		21.13	21.49	21.26		
3	1	14		21.40	21.17	21.08		
3	8	0		20.06	20.64	20.52		
3	8	4		20.62	20.60	20.45		
3	8	7		20.60	20.60	19.52		
3	15	0		20.52	20.45	20.43		
3	1	0	256-QAM	18.75	18.54	18.68	17.18	0.0522
3	1	8		18.63	18.60	18.69		
3	1	14		18.64	18.57	18.61		
3	8	0		18.54	18.52	18.67		
3	8	4		18.39	18.62	18.43		
3	8	7		18.75	18.43	18.53		
3	15	0		18.69	18.35	18.49		
Limit	ERP < 3W			Result			Pass	



LTE Band 12 Maximum Average Power [dBm] (GT - LC = 0.58 dB)								
BW [MHz]	RB Size	RB Offset	Mod	Lowest	Middle	Highest	ERP (dBm)	ERP (W)
1.4	1	0	QPSK	23.40	23.51	23.20	21.94	0.1563
1.4	1	3		23.35	23.31	23.19		
1.4	1	5		23.17	23.24	23.08		
1.4	3	0		23.36	23.44	23.19		
1.4	3	1		23.33	23.45	23.17		
1.4	3	3		23.31	23.49	23.11		
1.4	6	0		22.37	22.51	22.51		
1.4	1	0	16-QAM	23.02	22.57	22.76	21.60	0.1445
1.4	1	3		22.95	22.64	22.66		
1.4	1	5		23.17	22.82	22.68		
1.4	3	0		22.31	22.46	22.33		
1.4	3	1		22.39	22.44	22.51		
1.4	3	3		22.96	22.56	22.71		
1.4	6	0		21.59	21.52	21.46		
1.4	1	0	64-QAM	20.59	21.44	21.53	20.18	0.1042
1.4	1	3		21.14	21.48	21.35		
1.4	1	5		21.39	21.14	21.03		
1.4	3	0		21.37	21.59	21.48		
1.4	3	1		21.48	21.52	21.46		
1.4	3	3		21.56	21.75	21.53		
1.4	6	0		20.55	20.48	20.37		
1.4	1	0	256-QAM	18.68	18.47	18.67	17.17	0.0521
1.4	1	3		18.64	18.56	18.70		
1.4	1	5		18.61	18.62	18.71		
1.4	3	0		18.58	18.60	18.71		
1.4	3	1		18.32	18.68	18.44		
1.4	3	3		18.74	18.39	18.60		
1.4	6	0		18.61	18.35	18.52		
Limit	ERP < 3W			Result			Pass	



LTE Band 13 Maximum Average Power [dBm] (GT - LC = -0.3 dB)								
BW [MHz]	RB Size	RB Offset	Mod	Lowest	Middle	Highest	ERP (dBm)	ERP (W)
10	1	0	QPSK		23.26		20.81	0.1205
10	1	25			23.19			
10	1	49			23.22			
10	25	0			22.27			
10	25	12			22.25			
10	25	25			22.16			
10	50	0			22.13			
10	1	0	16-QAM		22.63		20.30	0.1072
10	1	25			22.59			
10	1	49			22.75			
10	25	0			21.13			
10	25	12			21.20			
10	25	25			21.16			
10	50	0			21.24			
10	1	0	64-QAM		21.42		19.15	0.0822
10	1	25			21.57			
10	1	49			21.60			
10	25	0			20.15			
10	25	12			20.25			
10	25	25			20.29			
10	50	0			20.26			
10	1	0	256-QAM		18.68		16.23	0.0420
10	1	25			18.47			
10	1	49			18.68			
10	25	0			18.65			
10	25	12			18.65			
10	25	25			18.50			
10	50	0			18.38			
Limit	ERP < 3W			Result			Pass	



LTE Band 13 Maximum Average Power [dBm] (GT - LC = -0.3 dB)								
BW [MHz]	RB Size	RB Offset	Mod	Lowest	Middle	Highest	ERP (dBm)	ERP (W)
5	1	0	QPSK	23.16	23.17	23.23	20.78	0.1197
5	1	12		23.19	23.13	23.18		
5	1	24		23.22	23.22	23.16		
5	12	0		22.19	22.24	22.23		
5	12	7		22.25	22.15	22.19		
5	12	13		22.11	22.14	22.11		
5	25	0		22.10	22.09	22.08		
5	1	0	16-QAM	22.60	22.63	22.62	20.30	0.1072
5	1	12		22.50	22.49	22.54		
5	1	24		22.70	22.75	22.71		
5	12	0		21.12	21.03	21.13		
5	12	7		21.15	21.18	21.17		
5	12	13		21.07	21.15	21.14		
5	25	0		21.20	21.18	21.19		
5	1	0	64-QAM	21.42	21.38	21.42	19.14	0.0820
5	1	12		21.50	21.50	21.50		
5	1	24		21.57	21.54	21.59		
5	12	0		20.15	20.15	20.11		
5	12	7		20.22	20.19	20.16		
5	12	13		20.29	20.21	20.20		
5	25	0		20.18	20.18	20.21		
5	1	0	256-QAM	18.62	18.60	18.67	16.22	0.0419
5	1	12		18.47	18.47	18.41		
5	1	24		18.65	18.60	18.61		
5	12	0		18.60	18.64	18.57		
5	12	7		18.55	18.60	18.59		
5	12	13		18.41	18.41	18.50		
5	25	0		18.31	18.37	18.35		
Limit	ERP < 3W			Result			Pass	



LTE Band 17 Maximum Average Power [dBm] (GT - LC = 0.58 dB)								
BW [MHz]	RB Size	RB Offset	Mod	Lowest	Middle	Highest	ERP (dBm)	ERP (W)
10	1	0	QPSK	23.44	23.66	23.58	22.09	0.1618
10	1	25		23.34	23.54	23.37		
10	1	49		23.34	23.44	23.26		
10	25	0		22.60	22.62	22.55		
10	25	12		22.53	22.54	22.53		
10	25	25		22.52	22.58	22.52		
10	50	0		22.48	22.49	22.48		
10	1	0	16-QAM	23.11	22.54	22.50	21.54	0.1426
10	1	25		22.92	22.58	22.60		
10	1	49		22.99	22.70	22.54		
10	25	0		21.72	21.58	21.40		
10	25	12		21.59	21.62	21.54		
10	25	25		21.54	21.64	21.52		
10	50	0		21.58	21.49	21.45		
10	1	0	64-QAM	21.56	21.69	21.29	20.29	0.1069
10	1	25		21.72	21.86	21.16		
10	1	49		21.77	21.72	21.42		
10	25	0		20.55	20.54	20.49		
10	25	12		20.61	20.59	20.54		
10	25	25		20.56	20.60	20.52		
10	50	0		20.48	20.41	20.54		
10	1	0	256-QAM	18.47	18.61	18.68	17.33	0.0541
10	1	25		18.85	18.60	18.66		
10	1	49		18.90	18.72	18.62		
10	25	0		18.42	18.62	18.45		
10	25	12		18.58	18.39	18.65		
10	25	25		18.69	18.52	18.61		
10	50	0		18.44	18.52	18.64		
Limit	ERP < 3W			Result			Pass	



LTE Band 17 Maximum Average Power [dBm] (GT - LC = 0.58 dB)								
BW [MHz]	RB Size	RB Offset	Mod	Lowest	Middle	Highest	ERP (dBm)	ERP (W)
5	1	0	QPSK	23.41	23.64	23.55	22.07	0.1611
5	1	12		23.33	23.51	23.31		
5	1	24		23.28	23.38	23.21		
5	12	0		22.60	22.55	22.46		
5	12	7		22.51	22.45	22.51		
5	12	13		22.46	22.52	22.52		
5	25	0		22.39	22.47	22.44		
5	1	0	16-QAM	23.08	22.52	22.42	21.51	0.1416
5	1	12		22.90	22.48	22.59		
5	1	24		22.97	22.69	22.44		
5	12	0		21.69	21.50	21.35		
5	12	7		21.55	21.52	21.45		
5	12	13		21.53	21.63	21.48		
5	25	0		21.50	21.45	21.39		
5	1	0	64-QAM	21.54	21.68	21.26	20.28	0.1067
5	1	12		21.67	21.85	21.07		
5	1	24		21.67	21.63	21.32		
5	12	0		20.46	20.44	20.40		
5	12	7		20.51	20.50	20.52		
5	12	13		20.46	20.54	20.44		
5	25	0		20.46	20.35	20.54		
5	1	0	256-QAM	18.38	18.57	18.65	17.26	0.0532
5	1	12		18.76	18.54	18.61		
5	1	24		18.83	18.63	18.54		
5	12	0		18.41	18.60	18.45		
5	12	7		18.49	18.30	18.63		
5	12	13		18.65	18.43	18.54		
5	25	0		18.41	18.43	18.57		
Limit	ERP < 3W			Result			Pass	



LTE Band 26 Maximum Average Power [dBm] (GT - LC = -0.6 dB)								
BW [MHz]	RB Size	RB Offset	Mod	Lowest	Middle	Highest	ERP (dBm)	ERP (W)
15	1	0	QPSK	23.77	23.53	23.62	21.02	0.1265
15	1	37		23.68	23.76	23.62		
15	1	74		23.64	23.66	23.53		
15	36	0		22.81	22.89	22.69		
15	36	20		22.79	22.77	22.67		
15	36	39		22.76	22.53	22.58		
15	75	0		22.78	22.87	22.70		
15	1	0	16-QAM	22.84	23.11	22.99	20.42	0.1102
15	1	37		22.91	23.16	23.03		
15	1	74		22.90	23.17	23.04		
15	36	0		21.72	21.66	21.62		
15	36	20		21.78	21.81	21.71		
15	36	39		21.81	21.60	21.73		
15	75	0		21.78	21.69	21.64		
15	1	0	64-QAM	21.70	21.34	21.99	19.27	0.0845
15	1	37		21.80	21.50	21.89		
15	1	74		21.78	21.47	22.02		
15	36	0		20.83	20.80	20.67		
15	36	20		20.76	20.87	20.68		
15	36	39		20.85	20.75	20.69		
15	75	0		20.81	20.62	20.68		
15	1	0	256-QAM	18.80	18.84	18.66	16.09	0.0406
15	1	37		18.50	18.71	18.54		
15	1	74		18.66	18.52	18.71		
15	36	0		18.75	18.84	18.72		
15	36	20		18.62	18.43	18.45		
15	36	39		18.66	18.49	18.74		
15	75	0		18.62	18.80	18.31		
Limit	ERP < 7W			Result			Pass	



LTE Band 26 Maximum Average Power [dBm] (GT - LC = -0.6 dB)								
BW [MHz]	RB Size	RB Offset	Mod	Lowest	Middle	Highest	ERP (dBm)	ERP (W)
10	1	0	QPSK	23.70	23.64	23.52	20.95	0.1245
10	1	25		23.46	23.65	23.60		
10	1	49		23.58	23.64	23.43		
10	25	0		22.71	22.87	22.61		
10	25	12		22.76	22.72	22.63		
10	25	25		22.55	22.78	22.57		
10	50	0		22.70	22.84	22.68		
10	1	0	16-QAM	23.09	22.88	22.99	20.51	0.1125
10	1	25		23.26	22.95	22.94		
10	1	49		23.14	22.75	23.00		
10	25	0		21.78	21.73	21.52		
10	25	12		21.90	21.68	21.64		
10	25	25		21.60	21.68	21.72		
10	50	0		21.83	21.83	21.54		
10	1	0	64-QAM	21.51	21.64	21.96	19.21	0.0834
10	1	25		21.55	21.76	21.85		
10	1	49		21.53	21.74	21.93		
10	25	0		20.92	20.81	20.61		
10	25	12		20.60	20.67	20.60		
10	25	25		20.70	20.76	20.63		
10	50	0		20.77	20.86	20.66		
10	1	0	256-QAM	18.62	18.78	18.65	16.09	0.0406
10	1	25		18.84	18.52	18.48		
10	1	49		18.60	18.56	18.66		
10	25	0		18.53	18.76	18.66		
10	25	12		18.51	18.69	18.45		
10	25	25		18.42	18.55	18.72		
10	50	0		18.68	18.51	18.31		
Limit	ERP < 7W			Result			Pass	



LTE Band 26 Maximum Average Power [dBm] (GT - LC = -0.6 dB)								
BW [MHz]	RB Size	RB Offset	Mod	Lowest	Middle	Highest	ERP (dBm)	ERP (W)
5	1	0	QPSK	23.57	23.65	23.58	20.97	0.1250
5	1	12		23.51	23.58	23.61		
5	1	24		23.72	23.56	23.45		
5	12	0		22.86	22.71	22.59		
5	12	7		22.70	22.64	22.57		
5	12	13		22.69	22.67	22.58		
5	25	0		22.80	22.69	22.66		
5	1	0	16-QAM	23.23	22.74	22.92	20.48	0.1117
5	1	12		23.16	22.91	23.01		
5	1	24		23.23	22.81	23.02		
5	12	0		21.68	21.75	21.61		
5	12	7		21.78	21.71	21.61		
5	12	13		21.66	21.88	21.63		
5	25	0		21.83	21.76	21.58		
5	1	0	64-QAM	21.58	21.71	21.97	19.23	0.0838
5	1	12		21.41	21.79	21.83		
5	1	24		21.36	21.76	21.98		
5	12	0		20.84	20.68	20.60		
5	12	7		20.76	20.66	20.62		
5	12	13		20.55	20.73	20.59		
5	25	0		20.71	20.73	20.58		
5	1	0	256-QAM	18.76	18.88	18.66	16.13	0.0410
5	1	12		18.67	18.42	18.49		
5	1	24		18.61	18.66	18.62		
5	12	0		18.62	18.64	18.62		
5	12	7		18.37	18.56	18.37		
5	12	13		18.49	18.49	18.72		
5	25	0		18.62	18.53	18.28		
Limit	ERP < 7W			Result			Pass	



LTE Band 26 Maximum Average Power [dBm] (GT - LC = -0.6 dB)								
BW [MHz]	RB Size	RB Offset	Mod	Lowest	Middle	Highest	ERP (dBm)	ERP (W)
3	1	0	QPSK	23.70	23.71	23.62	20.97	0.1250
3	1	8		23.54	23.68	23.57		
3	1	14		23.72	23.70	23.50		
3	8	0		22.79	22.88	22.67		
3	8	4		22.67	22.86	22.59		
3	8	7		22.70	22.78	22.49		
3	15	0		22.58	22.74	22.60		
3	1	0	16-QAM	23.18	22.73	22.98	20.57	0.1140
3	1	8		23.20	22.81	23.01		
3	1	14		23.32	22.81	22.96		
3	8	0		21.72	21.64	21.61		
3	8	4		21.87	21.65	21.62		
3	8	7		21.66	21.76	21.73		
3	15	0		21.73	21.71	21.56		
3	1	0	64-QAM	21.45	21.55	21.90	19.21	0.0834
3	1	8		21.41	21.70	21.87		
3	1	14		21.47	21.77	21.96		
3	8	0		20.75	20.71	20.64		
3	8	4		20.65	20.68	20.68		
3	8	7		20.74	20.77	20.59		
3	15	0		20.85	20.80	20.67		
3	1	0	256-QAM	18.63	18.81	18.66	16.06	0.0404
3	1	8		18.69	18.58	18.50		
3	1	14		18.58	18.54	18.65		
3	8	0		18.57	18.72	18.70		
3	8	4		18.35	18.54	18.45		
3	8	7		18.44	18.63	18.67		
3	15	0		18.71	18.62	18.26		
Limit	ERP < 7W			Result			Pass	



LTE Band 26 Maximum Average Power [dBm] (GT - LC = -0.6 dB)								
BW [MHz]	RB Size	RB Offset	Mod	Lowest	Middle	Highest	ERP (dBm)	ERP (W)
1.4	1	0	QPSK	23.75	23.64	23.52	21.00	0.1259
1.4	1	3		23.60	23.65	23.60		
1.4	1	5		23.58	23.55	23.48		
1.4	3	0		23.57	23.71	23.46		
1.4	3	1		23.50	23.60	23.46		
1.4	3	3		23.48	23.59	23.50		
1.4	6	0		22.70	22.68	22.68		
1.4	1	0	16-QAM	23.13	22.75	22.92	20.55	0.1135
1.4	1	3		23.17	22.85	22.98		
1.4	1	5		23.30	22.77	22.96		
1.4	3	0		22.71	22.63	22.62		
1.4	3	1		22.75	22.66	22.57		
1.4	3	3		22.70	22.73	22.51		
1.4	6	0		21.72	21.78	21.55		
1.4	1	0	64-QAM	21.49	21.64	21.96	19.27	0.0845
1.4	1	3		21.43	21.69	21.85		
1.4	1	5		21.42	21.63	22.02		
1.4	3	0		21.49	21.71	21.96		
1.4	3	1		21.44	21.74	21.79		
1.4	3	3		21.54	21.80	21.94		
1.4	6	0		20.90	20.74	20.68		
1.4	1	0	256-QAM	18.62	18.71	18.58	16.00	0.0398
1.4	1	3		18.60	18.47	18.50		
1.4	1	5		18.66	18.61	18.64		
1.4	3	0		18.66	18.75	18.67		
1.4	3	1		18.43	18.55	18.39		
1.4	3	3		18.37	18.60	18.66		
1.4	6	0		18.51	18.55	18.27		
Limit	ERP < 7W			Result			Pass	



LTE Band 38 Maximum Average Power [dBm] (GT - LC = 1.97 dB)								
BW [MHz]	RB Size	RB Offset	Mod	Lowest	Middle	Highest	EIRP (dBm)	EIRP (W)
20	1	0	QPSK	23.40	23.31	23.27	25.37	0.3443
20	1	49		23.09	23.13	23.12		
20	1	99		23.14	22.98	23.01		
20	50	0		22.42	22.31	22.27		
20	50	24		22.34	22.10	22.03		
20	50	50		22.29	22.06	21.98		
20	100	0		22.13	22.10	22.06		
20	1	0	16-QAM	22.21	22.36	22.17	24.39	0.2748
20	1	49		22.42	22.33	22.09		
20	1	99		22.33	22.32	22.31		
20	50	0		21.00	20.99	21.12		
20	50	24		21.46	21.15	21.09		
20	50	50		21.39	21.31	21.29		
20	100	0		21.33	21.25	21.09		
20	1	0	64-QAM	21.00	20.96	20.83	23.07	0.2028
20	1	49		21.10	20.90	20.92		
20	1	99		21.06	20.96	20.96		
20	50	0		20.27	20.15	20.10		
20	50	24		20.44	20.40	20.23		
20	50	50		20.44	20.36	20.15		
20	100	0		20.13	20.11	20.05		
20	1	0	256-QAM	18.42	18.76	19.14	21.11	0.1291
20	1	49		18.37	18.68	18.82		
20	1	99		18.32	18.36	18.69		
20	50	0		18.56	18.91	18.40		
20	50	24		18.32	18.69	18.80		
20	50	50		18.50	18.40	18.69		
20	100	0		18.41	18.86	18.46		
Limit	EIRP < 2W			Result			Pass	



LTE Band 38 Maximum Average Power [dBm] (GT - LC = 1.97 dB)								
BW [MHz]	RB Size	RB Offset	Mod	Lowest	Middle	Highest	EIRP (dBm)	EIRP (W)
15	1	0	QPSK	23.30	23.25	23.25	25.27	0.3365
15	1	37		23.04	23.13	23.12		
15	1	74		23.08	22.95	22.98		
15	36	0		22.33	22.25	22.25		
15	36	20		22.33	22.05	21.99		
15	36	39		22.29	22.01	21.94		
15	75	0		22.07	22.09	21.98		
15	1	0	16-QAM	22.15	22.36	22.07	24.33	0.2710
15	1	37		22.33	22.28	22.04		
15	1	74		22.23	22.27	22.23		
15	36	0		20.93	20.93	21.03		
15	36	20		21.41	21.12	21.08		
15	36	39		21.36	21.25	21.22		
15	75	0		21.25	21.16	21.07		
15	1	0	64-QAM	20.98	20.90	20.75	23.00	0.1995
15	1	37		21.03	20.84	20.89		
15	1	74		21.03	20.90	20.90		
15	36	0		20.22	20.08	20.08		
15	36	20		20.44	20.39	20.17		
15	36	39		20.42	20.28	20.06		
15	75	0		20.13	20.02	19.99		
15	1	0	256-QAM	18.36	18.76	19.13	21.10	0.1288
15	1	37		18.36	18.64	18.76		
15	1	74		18.26	18.26	18.62		
15	36	0		18.51	18.90	18.39		
15	36	20		18.24	18.62	18.70		
15	36	39		18.44	18.30	18.65		
15	75	0		18.38	18.76	18.43		
Limit	EIRP < 2W			Result			Pass	



LTE Band 38 Maximum Average Power [dBm] (GT - LC = 1.97 dB)								
BW [MHz]	RB Size	RB Offset	Mod	Lowest	Middle	Highest	EIRP (dBm)	EIRP (W)
10	1	0	QPSK	23.39	23.29	23.18	25.36	0.3436
10	1	25		23.05	23.05	23.06		
10	1	49		23.14	22.96	22.99		
10	25	0		22.33	22.21	22.21		
10	25	12		22.25	22.03	22.02		
10	25	25		22.21	22.00	21.89		
10	50	0		22.11	22.00	22.02		
10	1	0	16-QAM	22.17	22.26	22.13	24.37	0.2735
10	1	25		22.40	22.30	22.01		
10	1	49		22.23	22.24	22.31		
10	25	0		20.98	20.98	21.07		
10	25	12		21.43	21.13	21.06		
10	25	25		21.37	21.30	21.26		
10	50	0		21.28	21.22	21.02		
10	1	0	64-QAM	20.92	20.96	20.76	23.03	0.2009
10	1	25		21.00	20.82	20.87		
10	1	49		21.06	20.94	20.88		
10	25	0		20.24	20.14	20.03		
10	25	12		20.35	20.33	20.18		
10	25	25		20.37	20.31	20.08		
10	50	0		20.03	20.02	19.95		
10	1	0	256-QAM	18.42	18.76	19.06	21.03	0.1268
10	1	25		18.30	18.63	18.82		
10	1	49		18.27	18.28	18.65		
10	25	0		18.52	18.82	18.31		
10	25	12		18.25	18.69	18.78		
10	25	25		18.50	18.40	18.64		
10	50	0		18.32	18.76	18.44		
Limit	EIRP < 2W			Result			Pass	



LTE Band 38 Maximum Average Power [dBm] (GT - LC = 1.97 dB)								
BW [MHz]	RB Size	RB Offset	Mod	Lowest	Middle	Highest	EIRP (dBm)	EIRP (W)
5	1	0	QPSK	23.32	23.24	23.18	25.29	0.3381
5	1	12		23.03	23.08	23.05		
5	1	24		23.05	22.96	22.95		
5	12	0		22.32	22.21	22.27		
5	12	7		22.31	22.10	22.03		
5	12	13		22.21	22.06	21.95		
5	25	0		22.08	22.09	22.02		
5	1	0	16-QAM	22.11	22.35	22.15	24.36	0.2729
5	1	12		22.39	22.32	22.06		
5	1	24		22.24	22.27	22.27		
5	12	0		21.00	20.93	21.03		
5	12	7		21.37	21.07	21.06		
5	12	13		21.29	21.28	21.27		
5	25	0		21.29	21.25	21.06		
5	1	0	64-QAM	20.98	20.96	20.77	23.00	0.1995
5	1	12		21.00	20.85	20.85		
5	1	24		21.03	20.87	20.96		
5	12	0		20.17	20.10	20.00		
5	12	7		20.41	20.36	20.20		
5	12	13		20.35	20.36	20.05		
5	25	0		20.05	20.01	19.95		
5	1	0	256-QAM	18.36	18.73	19.08	21.05	0.1274
5	1	12		18.34	18.58	18.80		
5	1	24		18.25	18.36	18.63		
5	12	0		18.48	18.82	18.40		
5	12	7		18.24	18.66	18.72		
5	12	13		18.50	18.33	18.63		
5	25	0		18.35	18.84	18.41		
Limit	EIRP < 2W			Result			Pass	



LTE Band 41 Maximum Average Power [dBm] (GT - LC = 2.58 dB)								
BW [MHz]	RB Size	RB Offset	Mod	Lowest	Middle	Highest	EIRP (dBm)	EIRP (W)
20	1	0	QPSK	23.36	23.45	23.11	26.03	0.4009
20	1	49		23.21	23.43	23.07		
20	1	99		23.35	23.16	23.07		
20	50	0		22.53	22.63	22.19		
20	50	24		22.51	22.55	22.09		
20	50	50		22.29	22.56	21.97		
20	100	0		22.15	22.31	21.69		
20	1	0	16-QAM	22.54	22.60	22.20	25.18	0.3296
20	1	49		22.41	22.50	22.15		
20	1	99		22.44	22.41	22.16		
20	50	0		21.27	21.11	20.68		
20	50	24		21.52	21.63	21.10		
20	50	50		21.52	21.54	21.21		
20	100	0		21.15	21.39	21.01		
20	1	0	64-QAM	21.05	21.19	20.92	23.77	0.2382
20	1	49		21.07	21.18	20.85		
20	1	99		20.76	21.07	20.87		
20	50	0		20.09	20.22	19.81		
20	50	24		20.42	20.64	20.22		
20	50	50		20.34	20.53	20.23		
20	100	0		20.38	20.53	19.72		
20	1	0	256-QAM	18.71	18.89	18.88	21.47	0.1403
20	1	49		18.66	18.35	18.77		
20	1	99		18.69	18.37	18.58		
20	50	0		18.73	18.53	18.69		
20	50	24		18.66	18.37	18.66		
20	50	50		18.74	18.41	18.55		
20	100	0		18.65	18.43	18.74		
Limit	EIRP < 2W			Result			Pass	



LTE Band 41 Maximum Average Power [dBm] (GT - LC = 2.58 dB)								
BW [MHz]	RB Size	RB Offset	Mod	Lowest	Middle	Highest	EIRP (dBm)	EIRP (W)
15	1	0	QPSK	23.33	23.37	23.06	25.96	0.3945
15	1	37		23.11	23.38	23.07		
15	1	74		23.33	23.11	23.07		
15	36	0		22.53	22.59	22.18		
15	36	20		22.46	22.51	22.07		
15	36	39		22.24	22.47	21.93		
15	75	0		22.09	22.29	21.59		
15	1	0	16-QAM	22.48	22.59	22.19	25.17	0.3289
15	1	37		22.36	22.49	22.10		
15	1	74		22.42	22.37	22.09		
15	36	0		21.20	21.03	20.68		
15	36	20		21.48	21.60	21.08		
15	36	39		21.44	21.47	21.16		
15	75	0		21.11	21.36	20.91		
15	1	0	64-QAM	21.02	21.19	20.84	23.77	0.2382
15	1	37		20.98	21.15	20.82		
15	1	74		20.68	20.97	20.86		
15	36	0		20.00	20.21	19.72		
15	36	20		20.40	20.58	20.20		
15	36	39		20.29	20.50	20.15		
15	75	0		20.33	20.49	19.64		
15	1	0	256-QAM	18.68	18.87	18.82	21.45	0.1396
15	1	37		18.57	18.35	18.67		
15	1	74		18.64	18.37	18.57		
15	36	0		18.68	18.47	18.63		
15	36	20		18.60	18.30	18.62		
15	36	39		18.64	18.41	18.46		
15	75	0		18.60	18.38	18.70		
Limit	EIRP < 2W			Result			Pass	



LTE Band 41 Maximum Average Power [dBm] (GT - LC = 2.58 dB)								
BW [MHz]	RB Size	RB Offset	Mod	Lowest	Middle	Highest	EIRP (dBm)	EIRP (W)
10	1	0	QPSK	23.30	23.38	23.03	25.96	0.3945
10	1	25		23.18	23.36	22.97		
10	1	49		23.27	23.07	23.01		
10	25	0		22.49	22.61	22.09		
10	25	12		22.48	22.48	22.06		
10	25	25		22.21	22.53	21.94		
10	50	0		22.11	22.24	21.63		
10	1	0	16-QAM	22.46	22.58	22.12	25.16	0.3281
10	1	25		22.41	22.46	22.08		
10	1	49		22.34	22.34	22.08		
10	25	0		21.19	21.08	20.60		
10	25	12		21.46	21.62	21.03		
10	25	25		21.43	21.47	21.14		
10	50	0		21.13	21.33	20.91		
10	1	0	64-QAM	20.99	21.14	20.91	23.72	0.2355
10	1	25		20.97	21.13	20.79		
10	1	49		20.66	21.05	20.86		
10	25	0		20.04	20.13	19.79		
10	25	12		20.38	20.56	20.18		
10	25	25		20.32	20.53	20.17		
10	50	0		20.33	20.52	19.70		
10	1	0	256-QAM	18.62	18.85	18.82	21.43	0.1390
10	1	25		18.60	18.33	18.73		
10	1	49		18.61	18.37	18.57		
10	25	0		18.70	18.47	18.63		
10	25	12		18.56	18.36	18.61		
10	25	25		18.72	18.39	18.50		
10	50	0		18.65	18.33	18.69		
Limit	EIRP < 2W			Result			Pass	



LTE Band 41 Maximum Average Power [dBm] (GT - LC = 2.58 dB)								
BW [MHz]	RB Size	RB Offset	Mod	Lowest	Middle	Highest	EIRP (dBm)	EIRP (W)
5	1	0	QPSK	23.36	23.42	23.06	26.00	0.3981
5	1	12		23.16	23.38	22.97		
5	1	24		23.30	23.10	23.04		
5	12	0		22.47	22.53	22.13		
5	12	7		22.41	22.53	22.03		
5	12	13		22.20	22.55	21.91		
5	25	0		22.12	22.31	21.59		
5	1	0	16-QAM	22.54	22.60	22.13	25.18	0.3296
5	1	12		22.36	22.48	22.13		
5	1	24		22.44	22.33	22.12		
5	12	0		21.18	21.08	20.64		
5	12	7		21.45	21.55	21.08		
5	12	13		21.51	21.45	21.20		
5	25	0		21.14	21.33	20.94		
5	1	0	64-QAM	20.96	21.12	20.92	23.75	0.2371
5	1	12		21.07	21.17	20.79		
5	1	24		20.71	20.99	20.83		
5	12	0		19.99	20.16	19.72		
5	12	7		20.41	20.59	20.18		
5	12	13		20.26	20.49	20.20		
5	25	0		20.30	20.46	19.62		
5	1	0	256-QAM	18.63	18.83	18.78	21.41	0.1384
5	1	12		18.58	18.35	18.70		
5	1	24		18.62	18.30	18.56		
5	12	0		18.64	18.47	18.69		
5	12	7		18.61	18.32	18.60		
5	12	13		18.66	18.38	18.48		
5	25	0		18.58	18.40	18.70		
Limit	EIRP < 2W			Result			Pass	



LTE Band 41(HPUE) Maximum Average Power [dBm] (GT - LC = 2.58 dB)								
BW [MHz]	RB Size	RB Offset	Mod	Lowest	Middle	Highest	EIRP (dBm)	EIRP (W)
20	1	0	QPSK	25.64	25.65	25.70	28.28	0.6730
20	1	49		25.53	25.48	25.41		
20	1	99		25.52	25.45	25.64		
20	50	0		24.64	24.94	24.95		
20	50	24		24.56	24.62	24.79		
20	50	50		24.59	24.91	24.65		
20	100	0		24.51	24.69	24.87		
20	1	0	16-QAM	25.21	25.09	24.91	27.79	0.6012
20	1	49		24.97	24.96	24.91		
20	1	99		25.04	25.00	24.88		
20	50	0		23.68	23.84	23.61		
20	50	24		23.83	23.75	23.66		
20	50	50		23.85	23.66	23.89		
20	100	0		23.96	23.89	23.71		
20	1	0	64-QAM	24.14	24.00	23.53	26.72	0.4699
20	1	49		23.77	24.01	23.53		
20	1	99		23.72	24.04	23.60		
20	50	0		22.94	22.67	22.67		
20	50	24		22.96	22.77	22.81		
20	50	50		22.97	22.97	22.98		
20	100	0		22.91	22.72	22.69		
20	1	0	256-QAM	20.58	20.82	20.62	23.71	0.2350
20	1	49		20.86	20.47	20.61		
20	1	99		20.95	21.01	20.79		
20	50	0		21.00	20.89	20.93		
20	50	24		20.75	20.39	20.59		
20	50	50		20.93	20.92	20.75		
20	100	0		21.13	20.89	20.89		
Limit	EIRP < 2W			Result			Pass	



LTE Band 41(HPUE) Maximum Average Power [dBm] (GT - LC = 2.58 dB)								
BW [MHz]	RB Size	RB Offset	Mod	Lowest	Middle	Highest	EIRP (dBm)	EIRP (W)
15	1	0	QPSK	25.64	25.57	25.60	28.22	0.6637
15	1	37		25.47	25.39	25.39		
15	1	74		25.44	25.37	25.64		
15	36	0		24.59	24.90	24.89		
15	36	20		24.48	24.55	24.69		
15	36	39		24.51	24.82	24.55		
15	75	0		24.42	24.69	24.85		
15	1	0	16-QAM	25.19	25.01	24.91	27.77	0.5984
15	1	37		24.87	24.93	24.82		
15	1	74		25.04	24.91	24.85		
15	36	0		23.59	23.76	23.61		
15	36	20		23.77	23.72	23.56		
15	36	39		23.75	23.59	23.81		
15	75	0		23.92	23.81	23.70		
15	1	0	64-QAM	24.14	23.97	23.49	26.72	0.4699
15	1	37		23.73	23.91	23.46		
15	1	74		23.69	23.97	23.56		
15	36	0		22.86	22.58	22.65		
15	36	20		22.90	22.68	22.80		
15	36	39		22.97	22.94	22.98		
15	75	0		22.86	22.68	22.63		
15	1	0	256-QAM	20.57	20.81	20.52	23.69	0.2339
15	1	37		20.82	20.38	20.57		
15	1	74		20.89	21.00	20.74		
15	36	0		20.91	20.81	20.92		
15	36	20		20.72	20.34	20.56		
15	36	39		20.92	20.84	20.69		
15	75	0		21.11	20.81	20.85		
Limit	EIRP < 2W			Result			Pass	



LTE Band 41(HPUE) Maximum Average Power [dBm] (GT - LC = 2.58 dB)								
BW [MHz]	RB Size	RB Offset	Mod	Lowest	Middle	Highest	EIRP (dBm)	EIRP (W)
10	1	0	QPSK	25.50	25.63	25.65	28.23	0.6653
10	1	25		25.59	25.41	25.31		
10	1	49		25.58	25.45	25.59		
10	25	0		24.58	24.89	24.94		
10	25	12		24.72	24.55	24.76		
10	25	25		24.70	24.86	24.55		
10	50	0		24.66	24.64	24.81		
10	1	0	16-QAM	25.20	25.05	24.87	27.78	0.5998
10	1	25		24.93	24.86	24.82		
10	1	49		24.95	24.96	24.84		
10	25	0		23.62	23.81	23.56		
10	25	12		23.83	23.70	23.66		
10	25	25		23.78	23.65	23.88		
10	50	0		23.96	23.84	23.65		
10	1	0	64-QAM	24.05	23.90	23.48	26.63	0.4603
10	1	25		23.71	23.91	23.50		
10	1	49		23.63	24.02	23.56		
10	25	0		22.91	22.64	22.64		
10	25	12		22.91	22.69	22.74		
10	25	25		22.94	22.96	22.95		
10	50	0		22.88	22.71	22.62		
10	1	0	256-QAM	20.54	20.76	20.58	23.68	0.2333
10	1	25		20.77	20.39	20.60		
10	1	49		20.85	20.94	20.72		
10	25	0		20.97	20.83	20.85		
10	25	12		20.65	20.38	20.59		
10	25	25		20.85	20.89	20.68		
10	50	0		21.10	20.81	20.86		
Limit	EIRP < 2W			Result			Pass	



LTE Band 41(HPUE) Maximum Average Power [dBm] (GT - LC = 2.58 dB)								
BW [MHz]	RB Size	RB Offset	Mod	Lowest	Middle	Highest	EIRP (dBm)	EIRP (W)
5	1	0	QPSK	25.61	25.60	25.60	28.19	0.6592
5	1	12		25.52	25.48	25.37		
5	1	24		25.51	25.35	25.58		
5	12	0		24.56	24.84	24.86		
5	12	7		24.52	24.62	24.69		
5	12	13		24.59	24.82	24.62		
5	25	0		24.43	24.65	24.84		
5	1	0	16-QAM	25.17	24.99	24.86	27.75	0.5957
5	1	12		24.88	24.96	24.81		
5	1	24		25.03	25.00	24.87		
5	12	0		23.66	23.81	23.51		
5	12	7		23.81	23.66	23.56		
5	12	13		23.80	23.61	23.84		
5	25	0		23.91	23.87	23.69		
5	1	0	64-QAM	24.09	23.92	23.48	26.67	0.4645
5	1	12		23.73	23.95	23.53		
5	1	24		23.69	23.97	23.54		
5	12	0		22.89	22.66	22.63		
5	12	7		22.87	22.76	22.81		
5	12	13		22.89	22.97	22.89		
5	25	0		22.85	22.71	22.68		
5	1	0	256-QAM	20.50	20.81	20.58	23.63	0.2307
5	1	12		20.83	20.45	20.56		
5	1	24		20.92	20.97	20.79		
5	12	0		20.95	20.83	20.85		
5	12	7		20.71	20.30	20.54		
5	12	13		20.92	20.88	20.67		
5	25	0		21.05	20.85	20.81		
Limit	EIRP < 2W			Result			Pass	



LTE Band 66 Maximum Average Power [dBm] (GT - LC = 3.41 dB)								
BW [MHz]	RB Size	RB Offset	Mod	Lowest	Middle	Highest	EIRP (dBm)	EIRP (W)
20	1	0	QPSK	23.46	23.43	23.31	26.87	0.4864
20	1	49		23.36	23.41	23.17		
20	1	99		23.37	23.28	23.02		
20	50	0		22.50	22.46	22.22		
20	50	24		22.47	22.44	22.20		
20	50	50		22.28	22.36	22.16		
20	100	0		22.45	22.37	22.11		
20	1	0	16-QAM	22.76	22.86	22.43	26.38	0.4345
20	1	49		22.97	22.83	22.36		
20	1	99		22.61	22.83	22.28		
20	50	0		21.50	21.42	21.17		
20	50	24		21.56	21.39	21.13		
20	50	50		21.53	21.34	21.27		
20	100	0		21.46	21.42	21.15		
20	1	0	64-QAM	21.77	21.57	21.50	25.41	0.3475
20	1	49		21.67	21.53	21.53		
20	1	99		22.00	21.34	21.29		
20	50	0		20.53	20.42	20.28		
20	50	24		20.46	20.40	20.26		
20	50	50		20.41	20.35	20.14		
20	100	0		20.46	20.34	20.20		
20	1	0	256-QAM	18.44	18.53	18.81	22.24	0.1675
20	1	49		18.49	18.58	18.53		
20	1	99		18.80	18.65	18.46		
20	50	0		18.56	18.83	18.48		
20	50	24		18.83	18.58	18.69		
20	50	50		18.61	18.74	18.47		
20	100	0		18.47	18.78	18.78		
Limit	EIRP < 1W			Result			Pass	



LTE Band 66 Maximum Average Power [dBm] (GT - LC = 3.41 dB)								
BW [MHz]	RB Size	RB Offset	Mod	Lowest	Middle	Highest	EIRP (dBm)	EIRP (W)
15	1	0	QPSK	23.40	23.41	23.25	26.82	0.4808
15	1	37		23.35	23.34	23.13		
15	1	74		23.37	23.21	22.94		
15	36	0		22.50	22.40	22.18		
15	36	20		22.44	22.35	22.11		
15	36	39		22.21	22.34	22.16		
15	75	0		22.44	22.28	22.10		
15	1	0	16-QAM	22.71	22.84	22.41	26.32	0.4285
15	1	37		22.91	22.79	22.33		
15	1	74		22.56	22.75	22.24		
15	36	0		21.43	21.41	21.07		
15	36	20		21.46	21.38	21.04		
15	36	39		21.43	21.26	21.21		
15	75	0		21.39	21.36	21.13		
15	1	0	64-QAM	21.67	21.55	21.47	25.32	0.3404
15	1	37		21.58	21.44	21.43		
15	1	74		21.91	21.32	21.29		
15	36	0		20.49	20.35	20.25		
15	36	20		20.39	20.36	20.24		
15	36	39		20.33	20.35	20.06		
15	75	0		20.46	20.27	20.10		
15	1	0	256-QAM	18.41	18.52	18.77	22.21	0.1663
15	1	37		18.44	18.50	18.50		
15	1	74		18.80	18.60	18.38		
15	36	0		18.54	18.74	18.40		
15	36	20		18.76	18.52	18.67		
15	36	39		18.55	18.64	18.44		
15	75	0		18.42	18.72	18.71		
Limit	EIRP < 1W			Result			Pass	



LTE Band 66 Maximum Average Power [dBm] (GT - LC = 3.41 dB)								
BW [MHz]	RB Size	RB Offset	Mod	Lowest	Middle	Highest	EIRP (dBm)	EIRP (W)
10	1	0	QPSK	23.38	23.33	23.31	26.80	0.4786
10	1	25		23.28	23.39	23.09		
10	1	49		23.37	23.21	22.96		
10	25	0		22.42	22.36	22.15		
10	25	12		22.39	22.42	22.16		
10	25	25		22.20	22.36	22.10		
10	50	0		22.44	22.32	22.02		
10	1	0	16-QAM	22.67	22.76	22.35	26.35	0.4315
10	1	25		22.94	22.73	22.27		
10	1	49		22.56	22.78	22.21		
10	25	0		21.41	21.33	21.13		
10	25	12		21.51	21.34	21.11		
10	25	25		21.46	21.25	21.19		
10	50	0		21.46	21.42	21.15		
10	1	0	64-QAM	21.74	21.52	21.46	25.39	0.3459
10	1	25		21.62	21.52	21.50		
10	1	49		21.98	21.25	21.26		
10	25	0		20.48	20.38	20.24		
10	25	12		20.39	20.38	20.25		
10	25	25		20.41	20.34	20.12		
10	50	0		20.39	20.24	20.18		
10	1	0	256-QAM	18.36	18.52	18.75	22.24	0.1675
10	1	25		18.47	18.57	18.47		
10	1	49		18.73	18.62	18.41		
10	25	0		18.56	18.83	18.45		
10	25	12		18.81	18.51	18.66		
10	25	25		18.54	18.64	18.45		
10	50	0		18.46	18.75	18.72		
Limit	EIRP < 1W			Result			Pass	



LTE Band 66 Maximum Average Power [dBm] (GT - LC = 3.41 dB)								
BW [MHz]	RB Size	RB Offset	Mod	Lowest	Middle	Highest	EIRP (dBm)	EIRP (W)
5	1	0	QPSK	23.44	23.37	23.23	26.85	0.4842
5	1	12		23.30	23.40	23.08		
5	1	24		23.35	23.24	23.01		
5	12	0		22.47	22.36	22.12		
5	12	7		22.40	22.43	22.14		
5	12	13		22.26	22.31	22.14		
5	25	0		22.35	22.32	22.03		
5	1	0	16-QAM	22.72	22.82	22.33	26.35	0.4315
5	1	12		22.94	22.79	22.28		
5	1	24		22.53	22.76	22.21		
5	12	0		21.40	21.35	21.07		
5	12	7		21.47	21.35	21.09		
5	12	13		21.43	21.33	21.19		
5	25	0		21.38	21.32	21.13		
5	1	0	64-QAM	21.76	21.57	21.50	25.33	0.3412
5	1	12		21.61	21.47	21.47		
5	1	24		21.92	21.25	21.29		
5	12	0		20.44	20.33	20.22		
5	12	7		20.46	20.34	20.16		
5	12	13		20.39	20.25	20.04		
5	25	0		20.43	20.29	20.15		
5	1	0	256-QAM	18.40	18.45	18.76	22.21	0.1663
5	1	12		18.46	18.55	18.45		
5	1	24		18.75	18.63	18.40		
5	12	0		18.46	18.80	18.48		
5	12	7		18.75	18.55	18.62		
5	12	13		18.61	18.73	18.38		
5	25	0		18.39	18.69	18.78		
Limit	EIRP < 1W			Result			Pass	



LTE Band 66 Maximum Average Power [dBm] (GT - LC = 3.41 dB)								
BW [MHz]	RB Size	RB Offset	Mod	Lowest	Middle	Highest	EIRP (dBm)	EIRP (W)
3	1	0	QPSK	23.39	23.34	23.23	26.80	0.4786
3	1	8		23.34	23.38	23.13		
3	1	14		23.27	23.20	23.01		
3	8	0		22.46	22.43	22.18		
3	8	4		22.43	22.35	22.14		
3	8	7		22.24	22.36	22.08		
3	15	0		22.36	22.35	22.11		
3	1	0	16-QAM	22.75	22.77	22.42	26.34	0.4305
3	1	8		22.93	22.76	22.34		
3	1	14		22.55	22.77	22.27		
3	8	0		21.46	21.42	21.08		
3	8	4		21.50	21.31	21.06		
3	8	7		21.48	21.27	21.17		
3	15	0		21.46	21.34	21.15		
3	1	0	64-QAM	21.77	21.54	21.43	25.40	0.3467
3	1	8		21.58	21.48	21.48		
3	1	14		21.99	21.32	21.20		
3	8	0		20.53	20.40	20.24		
3	8	4		20.42	20.34	20.23		
3	8	7		20.31	20.35	20.05		
3	15	0		20.38	20.31	20.11		
3	1	0	256-QAM	18.37	18.44	18.72	22.21	0.1663
3	1	8		18.47	18.54	18.45		
3	1	14		18.71	18.57	18.44		
3	8	0		18.50	18.80	18.41		
3	8	4		18.76	18.53	18.59		
3	8	7		18.55	18.68	18.40		
3	15	0		18.38	18.68	18.70		
Limit	EIRP < 1W			Result			Pass	



LTE Band 66 Maximum Average Power [dBm] (GT - LC = 3.41 dB)								
BW [MHz]	RB Size	RB Offset	Mod	Lowest	Middle	Highest	EIRP (dBm)	EIRP (W)
1.4	1	0	QPSK	23.38	23.39	23.31	26.80	0.4786
1.4	1	3		23.28	23.33	23.13		
1.4	1	5		23.36	23.24	22.95		
1.4	3	0		23.28	23.33	23.28		
1.4	3	1		23.34	23.31	23.21		
1.4	3	3		23.32	23.27	23.26		
1.4	6	0		22.37	22.32	22.02		
1.4	1	0	16-QAM	22.70	22.76	22.35	26.32	0.4285
1.4	1	3		22.91	22.79	22.35		
1.4	1	5		22.55	22.73	22.20		
1.4	3	0		22.69	22.83	22.42		
1.4	3	1		22.88	22.83	22.29		
1.4	3	3		22.60	22.74	22.19		
1.4	6	0		21.39	21.42	21.15		
1.4	1	0	64-QAM	21.73	21.53	21.41	25.39	0.3459
1.4	1	3		21.63	21.46	21.52		
1.4	1	5		21.98	21.26	21.27		
1.4	3	0		21.52	21.32	21.10		
1.4	3	1		21.43	21.26	21.24		
1.4	3	3		21.40	21.41	21.14		
1.4	6	0		20.40	20.30	20.12		
1.4	1	0	256-QAM	18.36	18.51	18.71	22.22	0.1667
1.4	1	3		18.40	18.54	18.43		
1.4	1	5		18.75	18.55	18.37		
1.4	3	0		18.51	18.81	18.46		
1.4	3	1		18.79	18.48	18.67		
1.4	3	3		18.52	18.68	18.38		
1.4	6	0		18.41	18.76	18.75		
Limit	EIRP < 1W			Result			Pass	



LTE Band 71 Maximum Average Power [dBm] (GT - LC = -0.8 dB)								
BW [MHz]	RB Size	RB Offset	Mod	Lowest	Middle	Highest	ERP (dBm)	ERP (W)
20	1	0	QPSK	23.28	23.34	23.30	20.39	0.1094
20	1	49		23.23	23.31	23.29		
20	1	99		23.20	23.21	23.22		
20	50	0		22.32	22.44	22.43		
20	50	24		22.31	22.31	22.42		
20	50	50		22.11	22.27	22.25		
20	100	0		22.29	22.36	22.34		
20	1	0	16-QAM	22.30	22.25	22.34	19.60	0.0912
20	1	49		22.26	22.25	22.55		
20	1	99		22.52	22.51	22.34		
20	50	0		21.27	21.36	21.26		
20	50	24		21.30	21.38	21.26		
20	50	50		21.21	21.44	21.44		
20	100	0		21.32	21.39	21.44		
20	1	0	64-QAM	21.54	21.46	21.30	18.76	0.0752
20	1	49		21.64	21.41	21.30		
20	1	99		21.71	21.34	21.26		
20	50	0		20.20	20.21	20.36		
20	50	24		20.33	20.31	20.36		
20	50	50		20.34	20.37	20.47		
20	100	0		20.36	20.41	20.38		
20	1	0	256-QAM	18.26	18.51	18.84	16.04	0.0402
20	1	49		18.32	18.40	18.34		
20	1	99		18.99	18.69	18.32		
20	50	0		18.55	18.92	18.68		
20	50	24		18.84	18.69	18.72		
20	50	50		18.58	18.81	18.61		
20	100	0		18.43	18.58	18.95		
Limit	ERP < 3W			Result			Pass	



LTE Band 71 Maximum Average Power [dBm] (GT - LC = -0.8 dB)								
BW [MHz]	RB Size	RB Offset	Mod	Lowest	Middle	Highest	ERP (dBm)	ERP (W)
15	1	0	QPSK	23.27	23.26	23.23	20.32	0.1076
15	1	37		23.13	23.24	23.24		
15	1	74		23.11	23.14	23.14		
15	36	0		22.27	22.41	22.34		
15	36	20		22.24	22.30	22.36		
15	36	39		22.09	22.18	22.18		
15	75	0		22.28	22.34	22.24		
15	1	0	16-QAM	22.29	22.18	22.27	19.53	0.0897
15	1	37		22.17	22.17	22.47		
15	1	74		22.48	22.45	22.26		
15	36	0		21.18	21.28	21.24		
15	36	20		21.21	21.34	21.22		
15	36	39		21.18	21.42	21.34		
15	75	0		21.29	21.34	21.40		
15	1	0	64-QAM	21.47	21.38	21.25	18.73	0.0746
15	1	37		21.61	21.33	21.21		
15	1	74		21.68	21.28	21.22		
15	36	0		20.16	20.18	20.27		
15	36	20		20.28	20.26	20.26		
15	36	39		20.31	20.32	20.44		
15	75	0		20.31	20.34	20.28		
15	1	0	256-QAM	18.16	18.43	18.75	16.02	0.0400
15	1	37		18.30	18.39	18.30		
15	1	74		18.97	18.63	18.23		
15	36	0		18.53	18.89	18.62		
15	36	20		18.76	18.65	18.68		
15	36	39		18.54	18.78	18.60		
15	75	0		18.42	18.51	18.86		
Limit	ERP < 3W			Result			Pass	



LTE Band 71 Maximum Average Power [dBm] (GT - LC = -0.8 dB)								
BW [MHz]	RB Size	RB Offset	Mod	Lowest	Middle	Highest	ERP (dBm)	ERP (W)
10	1	0	QPSK	23.25	23.26	23.22	20.32	0.1076
10	1	25		23.19	23.24	23.27		
10	1	49		23.16	23.15	23.18		
10	25	0		22.22	22.43	22.36		
10	25	12		22.27	22.24	22.40		
10	25	25		22.09	22.20	22.15		
10	50	0		22.21	22.29	22.27		
10	1	0	16-QAM	22.23	22.17	22.26	19.55	0.0902
10	1	25		22.24	22.16	22.48		
10	1	49		22.50	22.41	22.25		
10	25	0		21.23	21.29	21.18		
10	25	12		21.21	21.33	21.17		
10	25	25		21.17	21.34	21.41		
10	50	0		21.29	21.38	21.36		
10	1	0	64-QAM	21.46	21.40	21.27	18.71	0.0743
10	1	25		21.63	21.38	21.22		
10	1	49		21.66	21.25	21.23		
10	25	0		20.11	20.18	20.29		
10	25	12		20.28	20.24	20.34		
10	25	25		20.28	20.30	20.38		
10	50	0		20.28	20.31	20.30		
10	1	0	256-QAM	18.20	18.50	18.77	15.97	0.0395
10	1	25		18.31	18.38	18.27		
10	1	49		18.89	18.64	18.22		
10	25	0		18.53	18.89	18.58		
10	25	12		18.83	18.65	18.64		
10	25	25		18.51	18.77	18.52		
10	50	0		18.39	18.50	18.92		
Limit	ERP < 3W			Result			Pass	



LTE Band 71 Maximum Average Power [dBm] (GT - LC = -0.8 dB)								
BW [MHz]	RB Size	RB Offset	Mod	Lowest	Middle	Highest	ERP (dBm)	ERP (W)
5	1	0	QPSK	23.27	23.32	23.20	20.37	0.1089
5	1	12		23.22	23.26	23.22		
5	1	24		23.10	23.18	23.15		
5	12	0		22.22	22.37	22.33		
5	12	7		22.30	22.22	22.36		
5	12	13		22.05	22.25	22.17		
5	25	0		22.20	22.26	22.27		
5	1	0	16-QAM	22.28	22.17	22.28	19.58	0.0908
5	1	12		22.18	22.18	22.53		
5	1	24		22.42	22.41	22.31		
5	12	0		21.25	21.35	21.25		
5	12	7		21.23	21.33	21.21		
5	12	13		21.18	21.43	21.37		
5	25	0		21.22	21.38	21.36		
5	1	0	64-QAM	21.53	21.38	21.25	18.73	0.0746
5	1	12		21.56	21.34	21.27		
5	1	24		21.68	21.29	21.20		
5	12	0		20.18	20.11	20.34		
5	12	7		20.27	20.23	20.29		
5	12	13		20.31	20.32	20.41		
5	25	0		20.33	20.39	20.28		
5	1	0	256-QAM	18.21	18.48	18.78	16.03	0.0401
5	1	12		18.26	18.38	18.29		
5	1	24		18.98	18.62	18.24		
5	12	0		18.46	18.82	18.60		
5	12	7		18.83	18.63	18.63		
5	12	13		18.57	18.75	18.54		
5	25	0		18.42	18.55	18.86		
Limit	ERP < 3W			Result			Pass	



LTE Band 5B_CA Maximum Average Power [dBm] (GT - LC = -0.6 dB)										
BW [MHz]	PCC		SCC		Mod	Lowest	Middle	Highest	ERP (dBm)	ERP (W)
	RB Size	RB Offset	RB Size	RB Offset						
10+10	50	0	50	0	QPSK	23.02	23.03	23.07	21.74	0.1493
10+10	1	0	1	49		14.44	14.42	14.48		
10+10	1	49	1	0		24.47	24.45	24.49		
10+10	50	0	50	0	16-QAM	22.04	22.07	22.05	21.43	0.1390
10+10	1	0	1	49		14.61	14.61	14.61		
10+10	1	49	1	0		24.13	24.18	24.10		
10+10	50	0	50	0	64-QAM	21.69	21.92	21.90	19.40	0.0871
10+10	1	0	1	49		14.49	14.47	14.48		
10+10	1	49	1	0		22.15	22.03	22.08		
10+10	50	0	50	0	256-QAM	20.01	20.03	20.06	17.31	0.0538
10+10	1	0	1	49		14.55	14.47	14.44		
10+10	1	49	1	0		19.90	20.02	20.01		
10+5	50	0	25	0	QPSK	23.01	23.03	23.07	21.73	0.1489
10+5	1	0	1	24		14.96	15.02	15.08		
10+5	1	49	1	0		24.42	24.47	24.48		
10+5	50	0	25	0	16-QAM	22.01	22.04	22.09	21.40	0.1380
10+5	1	0	1	24		15.13	15.04	15.17		
10+5	1	49	1	0		23.99	24.15	24.06		
10+5	50	0	25	0	64-QAM	22.01	22.08	21.78	19.51	0.0893
10+5	1	0	1	24		15.01	15.03	15.03		
10+5	1	49	1	0		22.26	22.06	21.15		
10+5	50	0	25	0	256-QAM	19.98	20.08	20.05	17.33	0.0541
10+5	1	0	1	24		14.98	15.10	15.07		
10+5	1	49	1	0		19.96	19.95	19.99		
5+10	25	0	50	0	QPSK	22.92	23.00	23.03	21.71	0.1483
5+10	1	0	1	49		15.98	15.01	15.05		
5+10	1	24	1	0		24.32	24.21	24.46		
5+10	25	0	50	0	16-QAM	21.98	21.96	22.03	21.34	0.1361
5+10	1	0	1	49		15.03	15.12	15.08		
5+10	1	24	1	0		23.97	24.09	24.05		
5+10	25	0	50	0	64-QAM	21.23	22.03	22.09	19.57	0.0906
5+10	1	0	1	49		14.97	15.05	15.05		
5+10	1	24	1	0		21.54	22.32	22.14		
5+10	25	0	50	0	256-QAM	19.82	20.02	20.11	17.36	0.0545
5+10	1	0	1	49		14.98	14.99	15.01		
5+10	1	24	1	0		19.88	19.92	19.97		
Limit	ERP < 7W					Result			Pass	



LTE Band 5B_CA Maximum Average Power [dBm] (GT - LC = -0.6 dB)										
BW [MHz]	PCC		SCC		Mod	Lowest	Middle	Highest	ERP (dBm)	ERP (W)
	RB Size	RB Offset	RB Size	RB Offset						
5+3	25	0	15	0	QPSK	23.35	24.09	23.93	21.34	0.1361
5+3	1	0	1	14		15.06	15.11	15.13		
5+3	1	24	1	0		23.31	23.93	23.80		
5+3	25	0	15	0	16-QAM	22.40	23.22	22.98	20.47	0.1114
5+3	1	0	1	14		15.15	15.12	15.19		
5+3	1	24	1	0		22.31	23.08	22.95		
5+3	25	0	15	0	64-QAM	21.39	22.31	22.03	19.56	0.0904
5+3	1	0	1	14		15.01	16.00	15.13		
5+3	1	24	1	0		21.36	22.09	21.91		
5+3	25	0	15	0	256-QAM	20.50	21.36	21.20	18.61	0.0726
5+3	1	0	1	14		15.08	15.66	15.11		
5+3	1	24	1	0		20.44	21.16	21.01		
3+5	15	0	25	0	QPSK	23.33	24.13	23.12	21.38	0.1374
3+5	1	0	1	24		15.02	15.13	15.13		
3+5	1	14	1	0		23.25	24.02	24.04		
3+5	15	0	25	0	16-QAM	22.33	23.23	22.14	20.48	0.1117
3+5	1	0	1	24		15.05	15.88	15.16		
3+5	1	14	1	0		22.32	23.18	23.20		
3+5	15	0	25	0	64-QAM	21.36	22.27	21.13	19.52	0.0895
3+5	1	0	1	24		15.03	15.05	15.07		
3+5	1	14	1	0		21.36	22.24	22.19		
3+5	15	0	25	0	256-QAM	20.44	21.42	20.23	18.67	0.0736
3+5	1	0	1	24		15.04	15.11	15.11		
3+5	1	14	1	0		20.36	21.32	21.23		
Limit	ERP < 7W					Result			Pass	



LTE Band 66B_CA Maximum Average Power [dBm] (GT - LC = 3.41 dB)										
BW [MHz]	PCC		SCC		Mod	Lowest	Middle	Highest	EIRP (dBm)	EIRP (W)
	RB Size	RB Offset	RB Size	RB Offset						
10+10	50	0	50	0	QPSK	22.74	22.57	22.49	27.84	0.6081
10+10	1	0	1	49		14.13	14.00	13.86		
10+10	1	49	1	0		24.42	24.43	24.38		
10+10	50	0	50	0	16-QAM	21.75	21.60	21.49	27.47	0.5585
10+10	1	0	1	49		14.63	14.47	14.48		
10+10	1	49	1	0		24.06	24.05	23.91		
10+10	50	0	50	0	64-QAM	21.73	21.58	21.42	26.40	0.4365
10+10	1	0	1	49		14.46	14.30	14.23		
10+10	1	49	1	0		22.99	22.84	22.71		
10+10	50	0	50	0	256-QAM	19.70	19.54	19.46	23.25	0.2113
10+10	1	0	1	49		14.41	14.15	14.10		
10+10	1	49	1	0		19.84	19.70	19.63		
15+5	75	0	25	0	QPSK	22.74	22.58	22.45	27.83	0.6067
15+5	1	0	1	24		13.62	13.48	13.37		
15+5	1	74	1	0		24.42	24.42	24.28		
15+5	75	0	25	0	16-QAM	21.72	21.58	21.48	27.54	0.5675
15+5	1	0	1	24		14.07	13.95	13.77		
15+5	1	74	1	0		24.13	23.99	23.84		
15+5	75	0	25	0	64-QAM	21.70	21.55	21.42	26.37	0.4335
15+5	1	0	1	24		13.99	13.75	13.65		
15+5	1	74	1	0		22.96	22.69	22.65		
15+5	75	0	25	0	256-QAM	19.73	19.56	19.46	23.38	0.2178
15+5	1	0	1	24		13.91	13.72	13.63		
15+5	1	74	1	0		19.97	19.66	19.55		
5+15	25	0	75	0	QPSK	22.70	22.60	22.50	27.82	0.6053
5+15	1	0	1	74		13.63	13.44	13.39		
5+15	1	24	1	0		24.41	24.37	24.41		
5+15	25	0	75	0	16-QAM	21.79	21.64	21.49	27.65	0.5821
5+15	1	0	1	74		14.15	13.93	13.89		
5+15	1	24	1	0		24.24	24.01	23.85		
5+15	25	0	75	0	64-QAM	21.73	21.63	21.45	26.38	0.4345
5+15	1	0	1	74		13.94	13.81	13.79		
5+15	1	24	1	0		22.97	22.79	22.66		
5+15	25	0	75	0	256-QAM	19.73	19.61	19.49	23.38	0.2178
5+15	1	0	1	74		13.88	13.73	13.64		
5+15	1	24	1	0		19.97	19.80	19.65		
Limit	EIRP < 1W					Result			Pass	



LTE Band 66B_CA Maximum Average Power [dBm] (GT - LC = 3.41 dB)										
BW [MHz]	PCC		SCC		Mod	Lowest	Middle	Highest	EIRP (dBm)	EIRP (W)
	RB Size	RB Offset	RB Size	RB Offset						
10+5	50	0	25	0	QPSK	22.63	22.51	22.43	27.75	0.5957
10+5	1	0	1	24		14.62	14.50	14.39		
10+5	1	49	1	0		24.31	24.34	24.21		
10+5	50	0	25	0	16-QAM	21.68	21.51	21.42	27.31	0.5383
10+5	1	0	1	24		15.09	14.98	14.82		
10+5	1	49	1	0		23.90	23.77	23.83		
10+5	50	0	25	0	64-QAM	21.67	21.51	21.40	26.34	0.4305
10+5	1	0	1	24		14.96	14.68	14.66		
10+5	1	49	1	0		22.93	22.81	22.67		
10+5	50	0	25	0	256-QAM	19.73	19.53	19.44	23.27	0.2123
10+5	1	0	1	24		14.93	14.72	14.67		
10+5	1	49	1	0		19.86	19.63	19.56		
5+10	25	0	50	0	QPSK	22.67	22.51	22.37	27.91	0.6180
5+10	1	0	1	49		14.58	14.40	14.31		
5+10	1	24	1	0		24.50	24.34	24.28		
5+10	25	0	50	0	16-QAM	21.71	21.55	21.41	27.42	0.5521
5+10	1	0	1	49		15.05	14.83	14.77		
5+10	1	24	1	0		24.01	23.80	23.90		
5+10	25	0	50	0	64-QAM	21.71	21.52	21.37	26.44	0.4406
5+10	1	0	1	49		14.98	14.84	14.63		
5+10	1	24	1	0		23.03	22.76	22.58		
5+10	25	0	50	0	256-QAM	19.72	19.58	19.44	23.29	0.2133
5+10	1	0	1	49		14.86	14.72	14.51		
5+10	1	24	1	0		19.88	19.69	19.55		
5+5	25	0	25	0	QPSK	22.78	22.56	22.44	27.90	0.6166
5+5	1	0	1	24		13.62	13.48	13.30		
5+5	1	24	1	0		24.49	24.32	24.34		
5+5	25	0	25	0	16-QAM	21.78	21.63	21.47	27.40	0.5495
5+5	1	0	1	24		14.11	13.95	13.80		
5+5	1	24	1	0		23.99	23.86	23.80		
5+5	25	0	25	0	64-QAM	21.78	21.60	21.45	26.52	0.4487
5+5	1	0	1	24		13.96	13.77	13.60		
5+5	1	24	1	0		23.11	23.07	22.79		
5+5	25	0	25	0	256-QAM	19.83	19.65	19.47	23.43	0.2203
5+5	1	0	1	24		13.93	13.74	13.66		
5+5	1	24	1	0		20.02	19.77	19.63		
Limit	EIRP < 1W					Result			Pass	



LTE Band 66C_CA Maximum Average Power [dBm] (GT - LC = 3.41 dB)										
BW [MHz]	PCC		SCC		Mod	Lowest	Middle	Highest	EIRP (dBm)	EIRP (W)
	RB Size	RB Offset	RB Size	RB Offset						
20+20	100	0	100	0	QPSK	21.75	21.60	21.56	26.90	0.4898
20+20	1	0	1	99		15.26	15.10	15.03		
20+20	1	99	1	0		23.49	23.28	23.25		
20+20	100	0	100	0	16-QAM	20.79	20.64	20.56	26.29	0.4256
20+20	1	0	1	99		15.63	15.53	15.52		
20+20	1	99	1	0		22.81	22.88	22.83		
20+20	100	0	100	0	64-QAM	20.74	20.65	20.52	25.24	0.3342
20+20	1	0	1	99		15.52	15.43	15.40		
20+20	1	99	1	0		21.83	21.67	21.46		
20+20	100	0	100	0	256-QAM	18.58	18.62	18.55	22.07	0.1611
20+20	1	0	1	99		18.35	15.35	15.29		
20+20	1	99	1	0		18.66	18.49	18.51		
20+15	100	0	75	0	QPSK	21.74	21.57	21.49	26.83	0.4819
20+15	1	0	1	74		15.24	15.12	15.07		
20+15	1	74	1	0		23.42	23.29	23.18		
20+15	100	0	75	0	16-QAM	20.77	20.59	20.47	26.42	0.4385
20+15	1	0	1	74		15.62	15.46	15.43		
20+15	1	74	1	0		23.01	22.73	22.62		
20+15	100	0	75	0	64-QAM	20.76	20.57	20.49	25.20	0.3311
20+15	1	0	1	74		15.62	15.41	15.29		
20+15	1	74	1	0		21.79	21.59	21.55		
20+15	100	0	75	0	256-QAM	18.69	18.52	18.47	22.10	0.1622
20+15	1	0	1	74		15.40	15.21	15.24		
20+15	1	74	1	0		18.64	18.44	18.43		
15+20	75	0	100	0	QPSK	21.74	21.64	21.54	26.94	0.4943
15+20	1	0	1	99		15.22	16.78	15.06		
15+20	1	74	1	0		23.53	23.46	23.30		
15+20	75	0	100	0	16-QAM	20.78	20.65	20.56	26.41	0.4375
15+20	1	0	1	99		15.78	15.30	15.49		
15+20	1	74	1	0		23.00	22.96	22.88		
15+20	75	0	100	0	64-QAM	20.79	20.65	20.50	25.30	0.3388
15+20	1	0	1	99		15.51	15.37	15.30		
15+20	1	74	1	0		21.89	21.75	21.61		
15+20	75	0	100	0	256-QAM	18.71	18.59	18.54	22.17	0.1648
15+20	1	0	1	99		15.36	15.62	15.25		
15+20	1	74	1	0		18.76	18.60	18.51		
Limit	EIRP < 1W				Result				Pass	



LTE Band 66C_CA Maximum Average Power [dBm] (GT - LC = 3.41 dB)										
BW [MHz]	PCC		SCC		Mod	Lowest	Middle	Highest	EIRP (dBm)	EIRP (W)
	RB Size	RB Offset	RB Size	RB Offset						
20+10	100	0	50	0	QPSK	21.71	21.52	21.47	26.88	0.4875
20+10	1	0	1	49		15.31	15.09	15.03		
20+10	1	99	1	0		23.47	23.24	23.14		
20+10	100	0	50	0	16-QAM	20.70	20.57	20.45	26.34	0.4305
20+10	1	0	1	49		15.67	15.58	15.59		
20+10	1	99	1	0		22.93	22.83	22.73		
20+10	100	0	50	0	64-QAM	20.80	20.59	20.46	25.33	0.3412
20+10	1	0	1	49		15.52	15.45	15.26		
20+10	1	99	1	0		21.92	21.62	21.51		
20+10	100	0	50	0	256-QAM	18.74	18.49	18.40	22.15	0.1641
20+10	1	0	1	49		15.47	15.21	15.19		
20+10	1	99	1	0		18.73	18.61	18.42		
10+20	50	0	100	0	QPSK	21.82	21.65	21.54	27.15	0.5188
10+20	1	0	1	99		15.34	15.18	15.08		
10+20	1	49	1	0		23.74	23.51	23.47		
10+20	50	0	100	0	16-QAM	20.86	20.66	20.59	26.66	0.4634
10+20	1	0	1	99		15.80	15.47	15.44		
10+20	1	49	1	0		23.25	23.09	22.88		
10+20	50	0	100	0	64-QAM	20.85	20.73	20.56	25.42	0.3483
10+20	1	0	1	99		15.62	15.48	15.34		
10+20	1	49	1	0		22.01	21.85	21.58		
10+20	50	0	100	0	256-QAM	18.73	18.62	18.50	22.21	0.1663
10+20	1	0	1	99		15.37	15.30	15.23		
10+20	1	49	1	0		18.80	18.77	18.60		
20+5	100	0	25	0	QPSK	21.72	21.47	21.40	26.91	0.4909
20+5	1	0	1	24		15.24	15.07	14.96		
20+5	1	99	1	0		23.50	23.22	23.06		
20+5	100	0	25	0	16-QAM	20.67	20.50	20.36	26.45	0.4416
20+5	1	0	1	24		15.65	15.45	15.31		
20+5	1	99	1	0		23.04	22.92	22.56		
20+5	100	0	25	0	64-QAM	20.71	20.52	20.42	25.29	0.3381
20+5	1	0	1	24		15.42	15.40	15.26		
20+5	1	99	1	0		21.88	21.58	21.37		
20+5	100	0	25	0	256-QAM	18.69	18.49	18.35	22.19	0.1656
20+5	1	0	1	24		15.42	15.20	15.10		
20+5	1	99	1	0		18.78	18.56	18.43		
Limit	EIRP < 1W					Result			Pass	



LTE Band 66C_CA Maximum Average Power [dBm] (GT - LC = 3.41 dB)										
BW [MHz]	PCC		SCC		Mod	Lowest	Middle	Highest	EIRP (dBm)	EIRP (W)
	RB Size	RB Offset	RB Size	RB Offset						
5+20	25	0	100	0	QPSK	21.70	21.59	21.49	27.11	0.5140
5+20	1	0	1	99		15.24	15.10	15.28		
5+20	1	24	1	0		23.70	23.46	23.50		
5+20	25	0	100	0	16-QAM	20.76	20.58	20.54	26.48	0.4446
5+20	1	0	1	99		15.68	15.44	15.42		
5+20	1	24	1	0		23.07	22.90	22.88		
5+20	25	0	100	0	64-QAM	20.76	20.59	20.47	25.40	0.3467
5+20	1	0	1	99		15.54	15.39	15.24		
5+20	1	24	1	0		21.99	21.86	21.74		
5+20	25	0	100	0	256-QAM	18.75	18.58	18.49	22.23	0.1671
5+20	1	0	1	99		15.41	15.30	15.15		
5+20	1	24	1	0		18.82	18.68	18.60		
Limit	EIRP < 1W					Result			Pass	



LTE Band 66C_CA Maximum Average Power [dBm] (GT - LC = 3.41 dB)										
BW [MHz]	PCC		SCC		Mod	Lowest	Middle	Highest	EIRP (dBm)	EIRP (W)
	RB Size	RB Offset	RB Size	RB Offset						
15+10	75	0	50	0	QPSK	21.74	21.53	21.45	26.96	0.4966
15+10	1	0	1	49		15.31	15.12	15.06		
15+10	1	74	1	0		23.55	23.30	23.16		
15+10	75	0	50	0	16-QAM	20.79	20.60	20.48	26.32	0.4285
15+10	1	0	1	49		15.59	15.54	15.38		
15+10	1	74	1	0		22.91	22.76	22.72		
15+10	75	0	50	0	64-QAM	20.78	20.61	20.51	25.30	0.3388
15+10	1	0	1	49		15.67	15.40	15.26		
15+10	1	74	1	0		21.89	21.65	21.46		
15+10	75	0	50	0	256-QAM	18.66	18.49	18.35	22.07	0.1611
15+10	1	0	1	49		15.45	15.22	15.09		
15+10	1	74	1	0		18.63	18.55	18.38		
10+15	50	0	75	0	QPSK	21.82	21.66	21.54	27.07	0.5093
10+15	1	0	1	74		15.35	15.22	15.06		
10+15	1	49	1	0		23.66	23.49	23.26		
10+15	50	0	75	0	16-QAM	20.81	20.63	20.51	26.48	0.4446
10+15	1	0	1	74		15.73	15.67	15.39		
10+15	1	49	1	0		22.94	23.07	22.86		
10+15	50	0	75	0	64-QAM	20.85	20.66	20.46	25.37	0.3443
10+15	1	0	1	74		15.57	15.50	15.31		
10+15	1	49	1	0		21.96	21.81	21.63		
10+15	50	0	75	0	256-QAM	18.76	18.60	18.47	22.21	0.1663
10+15	1	0	1	74		15.26	15.20	15.22		
10+15	1	49	1	0		18.80	18.61	18.51		
15+15	75	0	75	0	QPSK	21.73	21.60	21.46	26.87	0.4864
15+15	1	0	1	74		15.28	15.08	14.98		
15+15	1	74	1	0		23.46	23.36	23.13		
15+15	75	0	75	0	16-QAM	20.79	20.60	20.47	26.44	0.4406
15+15	1	0	1	74		15.79	15.49	15.41		
15+15	1	74	1	0		23.03	22.92	22.70		
15+15	75	0	75	0	64-QAM	20.71	20.62	20.50	25.31	0.3396
15+15	1	0	1	74		15.56	15.45	15.29		
15+15	1	74	1	0		21.90	21.66	21.49		
15+15	75	0	75	0	256-QAM	18.65	18.57	18.47	22.15	0.1641
15+15	1	0	1	74		15.38	15.21	15.14		
15+15	1	74	1	0		18.74	18.51	18.46		
Limit	EIRP < 1W					Result			Pass	



LTE Band 7C_CA Maximum Average Power [dBm] (GT - LC = 1.97 dB)										
BW [MHz]	PCC		SCC		Mod	Lowest	Middle	Highest	EIRP (dBm)	EIRP (W)
	RB Size	RB Offset	RB Size	RB Offset						
20+20	100	0	100	0	QPSK	22.09	22.31	22.47	26.15	0.4121
20+20	1	0	1	99		15.65	15.74	15.75		
20+20	1	99	1	0		24.15	24.02	24.18		
20+20	100	0	100	0	16-QAM	21.22	21.33	21.56	26.21	0.4178
20+20	1	0	1	99		15.63	16.11	16.18		
20+20	1	99	1	0		23.59	23.61	24.24		
20+20	100	0	100	0	64-QAM	21.31	21.35	21.52	24.90	0.3090
20+20	1	0	1	99		16.05	15.72	16.11		
20+20	1	99	1	0		22.23	22.17	22.93		
20+20	100	0	100	0	256-QAM	19.20	19.32	19.46	21.55	0.1429
20+20	1	0	1	99		15.80	15.95	16.41		
20+20	1	99	1	0		19.58	19.51	19.38		
20+15	100	0	75	0	QPSK	22.14	22.32	22.50	26.34	0.4305
20+15	1	0	1	74		15.57	15.64	15.90		
20+15	1	99	1	0		24.22	24.16	24.37		
20+15	100	0	75	0	16-QAM	21.18	21.39	21.48	26.23	0.4198
20+15	1	0	1	74		15.98	16.09	16.42		
20+15	1	99	1	0		23.79	24.26	23.38		
20+15	100	0	75	0	64-QAM	21.09	21.37	21.47	25.00	0.3162
20+15	1	0	1	74		16.00	15.92	15.90		
20+15	1	99	1	0		22.32	23.03	22.58		
20+15	100	0	75	0	256-QAM	19.19	19.29	19.49	21.66	0.1466
20+15	1	0	1	74		15.46	16.42	15.98		
20+15	1	99	1	0		19.32	19.69	19.51		
15+20	75	0	100	0	QPSK	22.21	22.31	22.48	26.20	0.4169
15+20	1	0	1	99		15.44	15.71	15.69		
15+20	1	74	1	0		24.23	24.07	24.14		
15+20	75	0	100	0	16-QAM	21.11	21.34	21.60	25.79	0.3793
15+20	1	0	1	99		16.24	16.10	16.33		
15+20	1	74	1	0		23.25	23.82	23.81		
15+20	75	0	100	0	64-QAM	21.13	21.25	21.45	24.81	0.3027
15+20	1	0	1	99		15.96	16.05	15.96		
15+20	1	74	1	0		22.35	22.84	22.37		
15+20	75	0	100	0	256-QAM	19.12	19.42	19.49	21.88	0.1542
15+20	1	0	1	99		16.01	16.20	15.87		
15+20	1	74	1	0		19.12	18.69	19.91		
Limit	EIRP < 2W					Result			Pass	



LTE Band 7C_CA Maximum Average Power [dBm] (GT - LC = 1.97 dB)										
BW [MHz]	PCC		SCC		Mod	Lowest	Middle	Highest	EIRP (dBm)	EIRP (W)
	RB Size	RB Offset	RB Size	RB Offset						
20+10	100	0	75	0	QPSK	22.51	22.74	22.95	26.38	0.4345
20+10	1	0	1	74		15.92	16.08	16.33		
20+10	1	99	1	0		24.39	24.41	24.41		
20+10	100	0	75	0	16-QAM	21.56	21.79	21.88	26.30	0.4266
20+10	1	0	1	74		16.28	16.61	16.67		
20+10	1	99	1	0		23.87	24.33	23.87		
20+10	100	0	75	0	64-QAM	21.52	21.76	21.93	25.39	0.3459
20+10	1	0	1	74		16.28	16.42	16.60		
20+10	1	99	1	0		22.91	22.94	23.42		
20+10	100	0	75	0	256-QAM	19.16	19.35	19.55	21.56	0.1432
20+10	1	0	1	74		15.93	16.10	16.07		
20+10	1	99	1	0		19.18	19.59	19.52		
10+20	75	0	100	0	QPSK	22.47	22.73	22.88	26.46	0.4426
10+20	1	0	1	99		15.88	16.19	16.26		
10+20	1	74	1	0		24.30	24.49	24.48		
10+20	75	0	100	0	16-QAM	21.48	21.76	21.91	25.79	0.3793
10+20	1	0	1	99		16.37	16.51	16.71		
10+20	1	74	1	0		23.63	23.69	23.82		
10+20	75	0	100	0	64-QAM	21.51	21.74	21.90	25.14	0.3266
10+20	1	0	1	99		16.17	16.48	16.61		
10+20	1	74	1	0		22.83	22.95	23.17		
10+20	75	0	100	0	256-QAM	19.13	19.42	19.51	21.67	0.1469
10+20	1	0	1	99		15.78	16.11	16.02		
10+20	1	74	1	0		18.98	19.42	19.70		
15+15	75	0	100	0	QPSK	22.50	22.68	22.89	26.38	0.4345
15+15	1	0	1	99		15.74	16.09	16.23		
15+15	1	74	1	0		24.22	24.40	24.41		
15+15	75	0	100	0	16-QAM	21.55	21.73	21.88	25.79	0.3793
15+15	1	0	1	99		16.71	16.65	16.61		
15+15	1	74	1	0		23.66	23.82	23.80		
15+15	75	0	100	0	64-QAM	21.55	21.89	21.84	25.07	0.3214
15+15	1	0	1	99		15.96	16.42	16.60		
15+15	1	74	1	0		22.99	23.04	23.10		
15+15	75	0	100	0	256-QAM	19.18	19.32	19.45	21.73	0.1489
15+15	1	0	1	99		15.64	15.67	16.29		
15+15	1	74	1	0		19.14	19.52	19.76		
Limit	EIRP < 2W					Result			Pass	



LTE Band 7C_CA Maximum Average Power [dBm] (GT - LC = 1.97 dB)										
BW [MHz]	PCC		SCC		Mod	Lowest	Middle	Highest	EIRP (dBm)	EIRP (W)
	RB Size	RB Offset	RB Size	RB Offset						
15+10	75	0	100	0	QPSK	22.16	22.34	22.56	26.29	0.4256
15+10	1	0	1	99		15.58	15.80	15.98		
15+10	1	74	1	0		23.91	24.32	24.24		
15+10	75	0	100	0	16-QAM	21.18	21.40	21.57	26.00	0.3981
15+10	1	0	1	99		16.28	16.13	16.65		
15+10	1	74	1	0		24.03	23.44	23.92		
15+10	75	0	100	0	64-QAM	21.01	21.51	21.44	25.80	0.3802
15+10	1	0	1	99		15.96	16.00	16.27		
15+10	1	74	1	0		22.28	23.29	23.83		
15+10	75	0	100	0	256-QAM	19.11	19.40	19.53	21.71	0.1483
15+10	1	0	1	99		15.85	16.20	16.15		
15+10	1	74	1	0		19.12	19.74	19.34		
Limit	EIRP < 2W					Result			Pass	



LTE Band 38C_CA Maximum Average Power [dBm] (GT - LC = 1.97 dB)										
BW [MHz]	PCC		SCC		Mod	Lowest	Middle	Highest	EIRP (dBm)	EIRP (W)
	RB Size	RB Offset	RB Size	RB Offset						
20+20	100	0	100	0	QPSK	22.34	22.22	22.09	25.88	0.3873
20+20	1	0	1	99		15.74	15.67	15.58		
20+20	1	99	1	0		23.91	23.65	23.62		
20+20	100	0	100	0	16-QAM	21.27	21.24	21.05	24.96	0.3133
20+20	1	0	1	99		16.38	16.21	16.14		
20+20	1	99	1	0		22.99	22.89	22.85		
20+20	100	0	100	0	64-QAM	21.42	21.20	21.13	24.29	0.2685
20+20	1	0	1	99		16.05	16.11	15.77		
20+20	1	99	1	0		21.97	22.14	22.32		
20+20	100	0	100	0	256-QAM	19.96	19.21	19.08	21.93	0.1560
20+20	1	0	1	99		16.22	15.67	16.04		
20+20	1	99	1	0		19.21	19.02	19.08		
15+15	75	0	75	0	QPSK	22.23	22.10	22.03	25.75	0.3758
15+15	1	0	1	74		15.83	15.46	15.43		
15+15	1	74	1	0		23.77	23.46	23.78		
15+15	75	0	75	0	16-QAM	21.30	21.03	21.09	25.56	0.3597
15+15	1	0	1	74		16.39	16.05	15.63		
15+15	1	74	1	0		23.59	23.34	22.83		
15+15	75	0	75	0	64-QAM	21.26	21.04	20.92	24.23	0.2649
15+15	1	0	1	74		15.85	15.80	15.58		
15+15	1	74	1	0		22.26	21.74	22.00		
15+15	75	0	75	0	256-QAM	19.13	19.25	19.06	21.22	0.1324
15+15	1	0	1	74		16.25	15.74	15.74		
15+15	1	74	1	0		19.25	18.92	18.97		
Limit	EIRP < 2W				Result			Pass		



LTE Band 41C(HPUE)_CA Maximum Average Power [dBm] (GT - LC = 1.97 dB)										
BW [MHz]	PCC		SCC		Mod	Lowest	Middle	Highest	EIRP (dBm)	EIRP (W)
	RB Size	RB Offset	RB Size	RB Offset						
20+20	100	0	100	0	QPSK	22.62	22.81	22.46	26.44	0.4406
20+20	1	0	1	99		16.04	16.37	15.96		
20+20	1	99	1	0		24.34	24.47	24.19		
20+20	100	0	100	0	16-QAM	21.61	21.84	21.51	26.02	0.3999
20+20	1	0	1	99		16.51	16.92	16.46		
20+20	1	99	1	0		23.92	24.05	23.77		
20+20	100	0	100	0	64-QAM	21.68	21.91	21.53	24.80	0.3020
20+20	1	0	1	99		16.19	16.64	16.21		
20+20	1	99	1	0		22.67	22.83	22.52		
20+20	100	0	100	0	256-QAM	19.71	19.91	15.10	21.88	0.1542
20+20	1	0	1	99		16.32	16.64	16.26		
20+20	1	99	1	0		19.75	19.88	19.63		
20+15	100	0	75	0	QPSK	22.56	22.80	22.51	26.43	0.4395
20+15	1	0	1	74		16.00	16.31	15.93		
20+15	1	99	1	0		24.36	24.46	24.31		
20+15	100	0	75	0	16-QAM	21.62	21.82	21.55	26.02	0.3999
20+15	1	0	1	74		16.54	16.88	16.47		
20+15	1	99	1	0		23.97	24.05	23.84		
20+15	100	0	75	0	64-QAM	21.62	21.88	21.55	24.77	0.2999
20+15	1	0	1	74		16.25	16.61	16.18		
20+15	1	99	1	0		22.67	22.80	22.64		
20+15	100	0	75	0	256-QAM	19.67	19.90	19.60	21.87	0.1538
20+15	1	0	1	74		16.30	16.66	16.24		
20+15	1	99	1	0		19.77	19.88	19.69		
15+20	75	0	100	0	QPSK	22.58	22.80	22.47	26.38	0.4345
15+20	1	0	1	99		15.99	16.28	15.91		
15+20	1	74	1	0		24.33	24.41	24.20		
15+20	75	0	100	0	16-QAM	21.59	21.84	21.52	25.99	0.3972
15+20	1	0	1	99		16.56	16.82	16.45		
15+20	1	74	1	0		23.90	24.02	23.77		
15+20	75	0	100	0	64-QAM	21.57	21.86	21.54	24.77	0.2999
15+20	1	0	1	99		16.21	16.54	16.20		
15+20	1	74	1	0		22.63	22.80	22.55		
15+20	75	0	100	0	256-QAM	19.68	19.92	19.58	21.89	0.1545
15+20	1	0	1	99		16.48	16.63	16.23		
15+20	1	74	1	0		19.69	19.92	19.63		
Limit	EIRP < 2W					Result			Pass	



LTE Band 41C(HPUE)_CA Maximum Average Power [dBm] (GT - LC = 1.97 dB)										
BW [MHz]	PCC		SCC		Mod	Lowest	Middle	Highest	EIRP (dBm)	EIRP (W)
	RB Size	RB Offset	RB Size	RB Offset						
20+10	100	0	50	0	QPSK	22.56	22.74	22.55	26.46	0.4426
20+10	1	0	1	49		15.98	16.27	15.97		
20+10	1	99	1	0		24.38	24.49	24.42		
20+10	100	0	50	0	16-QAM	21.57	21.77	21.58	25.97	0.3954
20+10	1	0	1	49		16.51	16.84	16.53		
20+10	1	99	1	0		23.93	24.00	23.92		
20+10	100	0	50	0	64-QAM	21.66	21.82	21.59	24.79	0.3013
20+10	1	0	1	49		16.18	16.54	16.18		
20+10	1	99	1	0		22.66	22.82	22.73		
20+10	100	0	50	0	256-QAM	19.69	19.88	19.68	21.88	0.1542
20+10	1	0	1	49		16.27	16.61	16.26		
20+10	1	99	1	0		19.81	19.91	19.81		
10+20	50	0	100	0	QPSK	22.53	22.82	22.49	26.38	0.4345
10+20	1	0	1	99		16.01	16.31	15.94		
10+20	1	49	1	0		24.32	24.41	24.30		
10+20	50	0	100	0	16-QAM	21.54	21.85	21.52	26.09	0.4064
10+20	1	0	1	99		16.55	16.85	16.49		
10+20	1	49	1	0		23.88	24.12	23.87		
10+20	50	0	100	0	64-QAM	21.60	21.89	21.60	24.84	0.3048
10+20	1	0	1	99		16.18	16.55	16.24		
10+20	1	49	1	0		22.62	22.87	22.63		
10+20	50	0	100	0	256-QAM	19.68	19.95	19.65	21.95	0.1567
10+20	1	0	1	99		16.34	16.59	16.27		
10+20	1	49	1	0		19.72	19.98	19.69		
20+5	100	0	25	0	QPSK	22.50	22.71	22.53	26.48	0.4446
20+5	1	0	1	24		15.88	16.22	15.94		
20+5	1	99	1	0		24.37	24.51	24.43		
20+5	100	0	25	0	16-QAM	21.57	21.75	21.59	26.01	0.3990
20+5	1	0	1	24		16.40	16.77	16.47		
20+5	1	99	1	0		23.93	24.04	24.02		
20+5	100	0	25	0	64-QAM	21.62	21.76	21.58	24.77	0.2999
20+5	1	0	1	24		16.10	16.48	16.22		
20+5	1	99	1	0		22.70	22.80	22.79		
20+5	100	0	25	0	256-QAM	19.64	19.83	19.67	21.83	0.1524
20+5	1	0	1	24		16.24	16.52	16.22		
20+5	1	99	1	0		19.81	19.85	19.86		
Limit	EIRP < 2W					Result			Pass	



LTE Band 41C(HPUE)_CA Maximum Average Power [dBm] (GT - LC = 1.97 dB)										
BW [MHz]	PCC		SCC		Mod	Lowest	Middle	Highest	EIRP (dBm)	EIRP (W)
	RB Size	RB Offset	RB Size	RB Offset						
5+20	25	0	100	0	QPSK	22.49	22.55	22.41	26.63	0.4603
5+20	1	0	1	99		15.86	16.08	15.89		
5+20	1	24	1	0		24.29	24.66	24.32		
5+20	25	0	100	0	16-QAM	21.56	21.53	21.51	26.18	0.4150
5+20	1	0	1	99		16.37	16.34	16.45		
5+20	1	24	1	0		23.78	24.21	23.78		
5+20	25	0	100	0	64-QAM	21.58	21.50	21.46	24.91	0.3097
5+20	1	0	1	99		16.11	16.22	16.14		
5+20	1	24	1	0		22.60	22.94	22.61		
5+20	25	0	100	0	256-QAM	19.58	19.90	19.65	21.94	0.1563
5+20	1	0	1	99		16.22	16.53	16.23		
5+20	1	24	1	0		19.63	19.97	19.66		
15+10	75	0	50	0	QPSK	22.55	22.74	22.55	26.45	0.4416
15+10	1	0	1	49		15.95	16.24	15.96		
15+10	1	74	1	0		24.34	24.48	24.38		
15+10	75	0	50	0	16-QAM	21.54	21.78	21.57	25.96	0.3945
15+10	1	0	1	49		16.45	16.72	16.49		
15+10	1	74	1	0		23.86	23.99	23.87		
15+10	75	0	50	0	64-QAM	21.57	21.79	21.61	24.74	0.2979
15+10	1	0	1	49		16.16	16.52	16.18		
15+10	1	74	1	0		22.59	22.77	22.71		
15+10	75	0	50	0	256-QAM	19.61	16.39	19.66	21.83	0.1524
15+10	1	0	1	49		16.26	16.51	16.21		
15+10	1	74	1	0		19.70	19.86	19.74		
10+15	50	0	75	0	QPSK	22.49	22.77	22.50	26.49	0.4457
10+15	1	0	1	74		15.95	16.28	15.97		
10+15	1	49	1	0		24.30	24.52	24.34		
10+15	50	0	75	0	16-QAM	21.53	21.77	21.54	26.03	0.4009
10+15	1	0	1	74		16.48	16.75	16.53		
10+15	1	49	1	0		23.86	24.06	23.83		
10+15	50	0	75	0	64-QAM	21.58	21.83	21.61	24.79	0.3013
10+15	1	0	1	74		16.16	16.51	16.20		
10+15	1	49	1	0		22.58	22.82	22.61		
10+15	50	0	75	0	256-QAM	19.64	19.91	19.68	21.88	0.1542
10+15	1	0	1	74		16.28	16.56	16.26		
10+15	1	49	1	0		19.68	19.90	19.71		
Limit	EIRP < 2W					Result			Pass	



LTE Band 41C(HPUE)_CA Maximum Average Power [dBm] (GT - LC = 1.97 dB)										
BW [MHz]	PCC		SCC		Mod	Lowest	Middle	Highest	EIRP (dBm)	EIRP (W)
	RB Size	RB Offset	RB Size	RB Offset						
15+15	75	0	75	0	QPSK	22.57	22.82	22.52	26.42	0.4385
15+15	1	0	1	74		15.99	16.22	15.90		
15+15	1	74	1	0		24.34	24.45	24.27		
15+15	75	0	75	0	16-QAM	21.59	21.81	21.58	26.00	0.3981
15+15	1	0	1	74		16.45	16.79	16.40		
15+15	1	74	1	0		23.89	24.03	23.86		
15+15	75	0	75	0	64-QAM	21.58	21.84	21.59	24.76	0.2992
15+15	1	0	1	74		16.14	16.56	16.17		
15+15	1	74	1	0		22.61	22.79	22.56		
15+15	75	0	75	0	256-QAM	19.63	19.91	19.67	21.88	0.1542
15+15	1	0	1	74		16.25	16.60	16.22		
15+15	1	74	1	0		19.69	19.88	19.70		
Limit	EIRP < 2W					Result			Pass	



LTE Band 5B

26dB Bandwidth

Mode	LTE Band 5B : 26dB BW(MHz)		
QPSK			
BW	3MHz+5MHz	5MHz+3MHz	5MHz+10MHz
Middle CH	8.07	8.15	14.54
BW	10MHz+5MHz	10MHz+10MHz	N/A
Middle CH	14.69	19.58	-

Mode	LTE Band 5B : 26dB BW(MHz)		
16QAM			
BW	3MHz+5MHz	5MHz+3MHz	5MHz+10MHz
Middle CH	8.07	8.17	14.60
BW	10MHz+5MHz	10MHz+10MHz	N/A
Middle CH	14.75	19.62	-

Mode	LTE Band 5B : 26dB BW(MHz)		
64QAM			
BW	3MHz+5MHz	5MHz+3MHz	5MHz+10MHz
Middle CH	8.06	8.17	14.60
BW	10MHz+5MHz	10MHz+10MHz	N/A
Middle CH	14.75	19.66	-

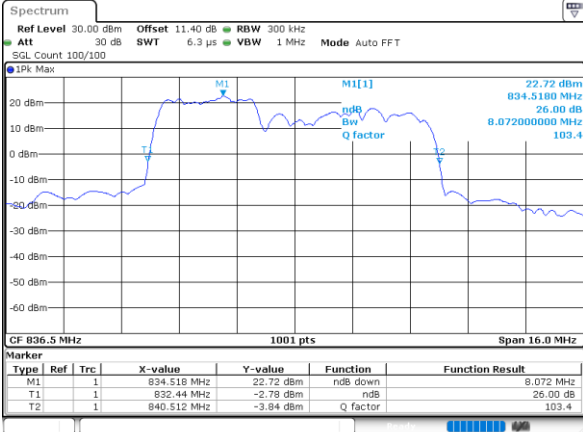
Mode	LTE Band 5B : 26dB BW(MHz)		
256QAM			
BW	3MHz+5MHz	5MHz+3MHz	5MHz+10MHz
Middle CH	8.07	8.15	14.54
BW	10MHz+5MHz	10MHz+10MHz	N/A
Middle CH	14.63	19.62	-



LTE Band 5B

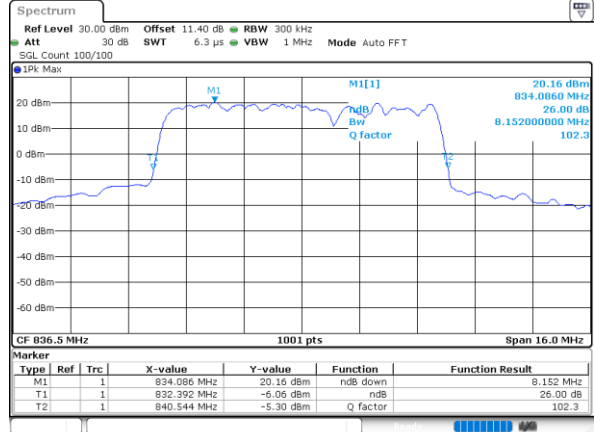
QPSK

Middle Channel / 3MHz+5MHz



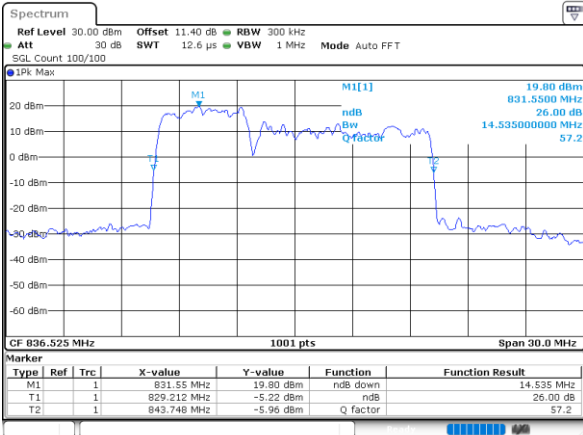
Date: 23_AUG_2023 16:12:23

Middle Channel / 5MHz+3MHz



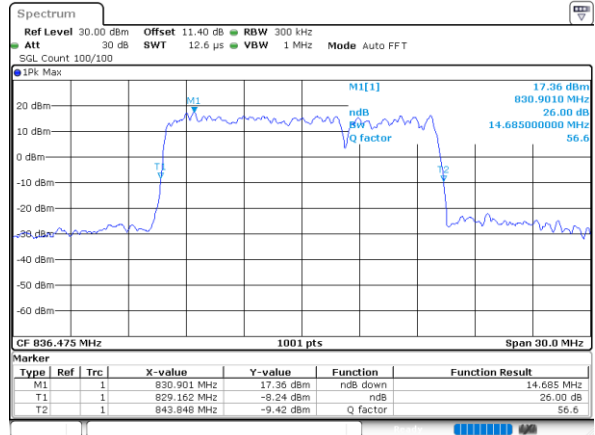
Date: 23_AUG_2023 17:08:08

Middle Channel / 5MHz+10MHz



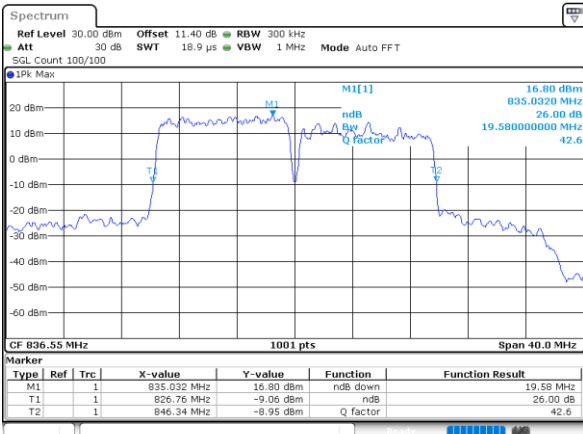
Date: 23_AUG_2023 17:36:52

Middle Channel / 10MHz+5MHz



Date: 23_AUG_2023 18:44:51

Middle Channel / 10MHz+10MHz



Date: 23_AUG_2023 19:57:14

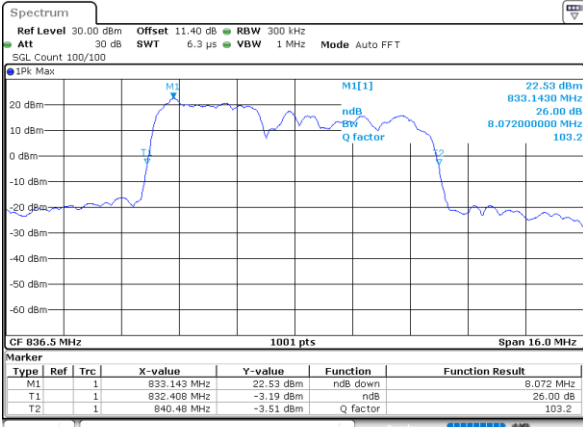
N/A



LTE Band 5B

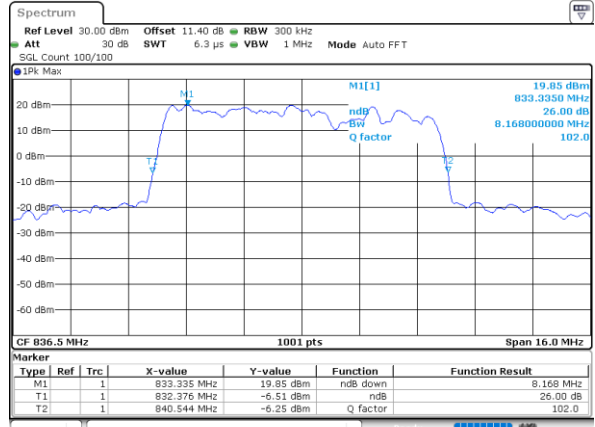
16QAM

Middle Channel / 3MHz+5MHz



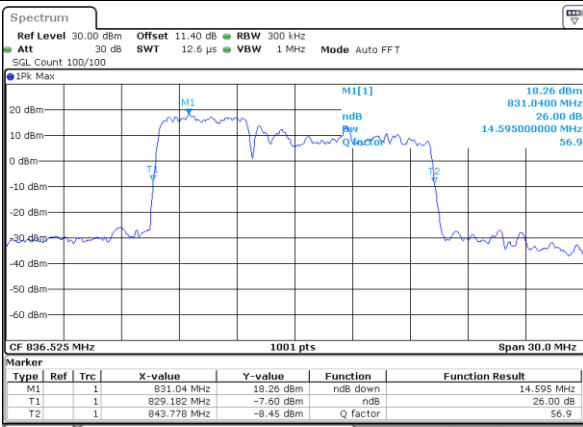
Date: 23_AUG.2023 16:11:46

Middle Channel / 5MHz+3MHz



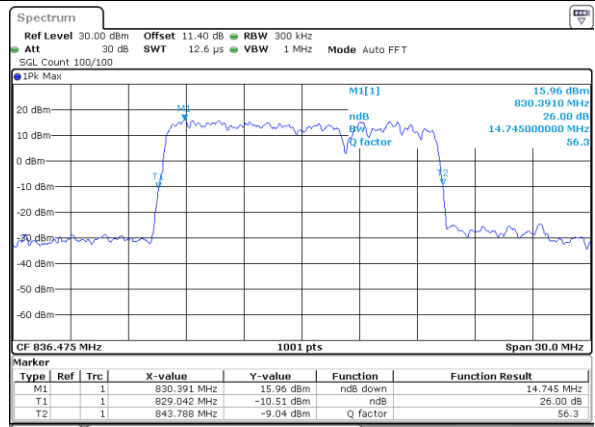
Date: 23_AUG.2023 17:07:42

Middle Channel / 5MHz+10MHz



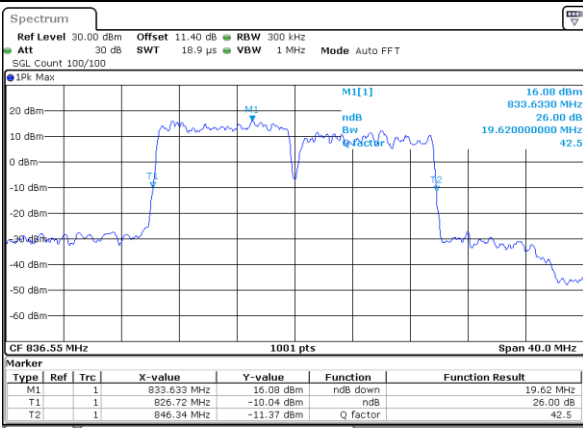
Date: 23_AUG.2023 17:36:26

Middle Channel / 10MHz+5MHz



Date: 23_AUG.2023 18:44:24

Middle Channel / 10MHz+10MHz



Date: 23_AUG.2023 19:55:27

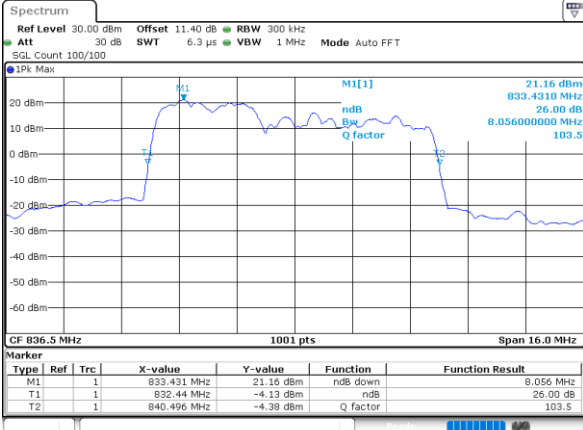
N/A



LTE Band 5B

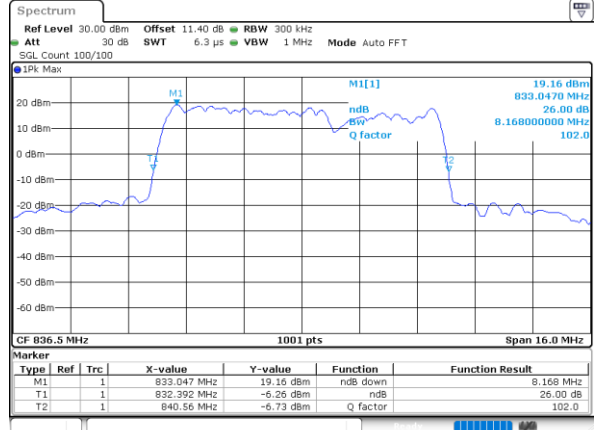
64QAM

Middle Channel / 3MHz+5MHz



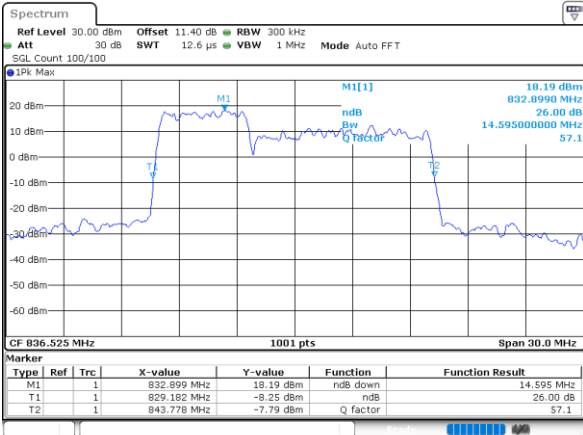
Date: 23_AUG_2023 16:11:10

Middle Channel / 5MHz+3MHz



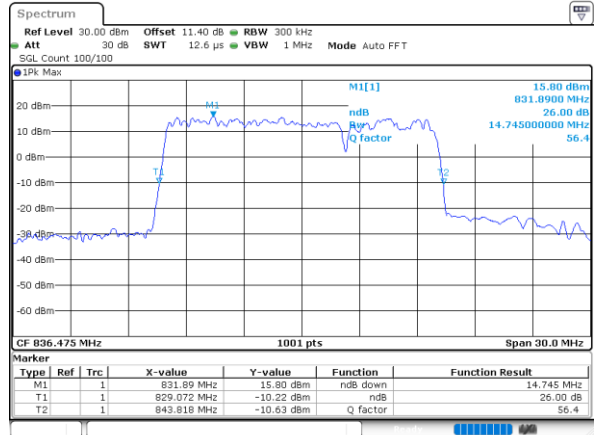
Date: 23_AUG_2023 17:07:15

Middle Channel / 5MHz+10MHz



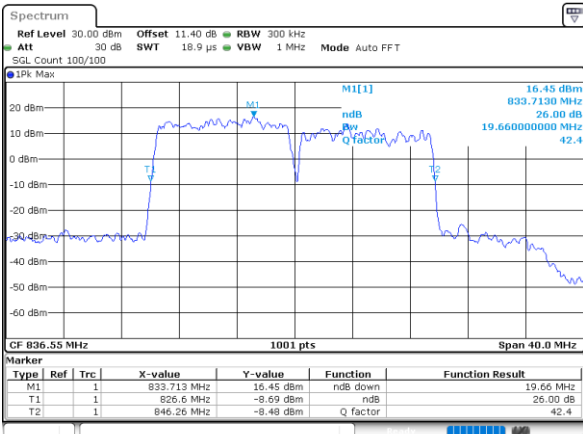
Date: 23_AUG_2023 17:35:59

Middle Channel / 10MHz+5MHz



Date: 23_AUG_2023 18:43:58

Middle Channel / 10MHz+10MHz



Date: 23_AUG_2023 19:56:21

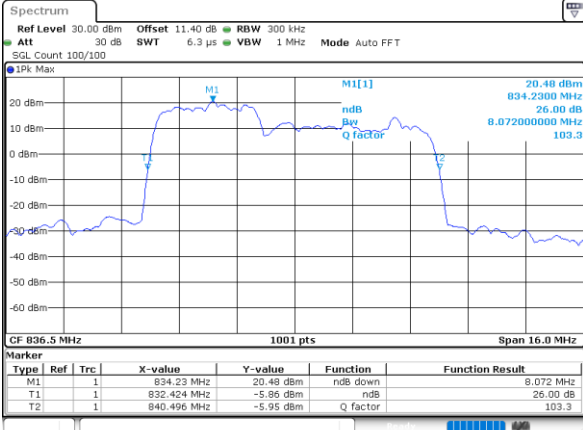
N/A



LTE Band 5B

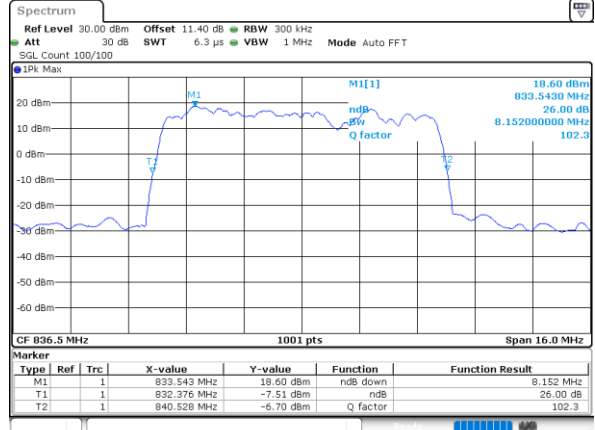
256QAM

Middle Channel / 3MHz+5MHz



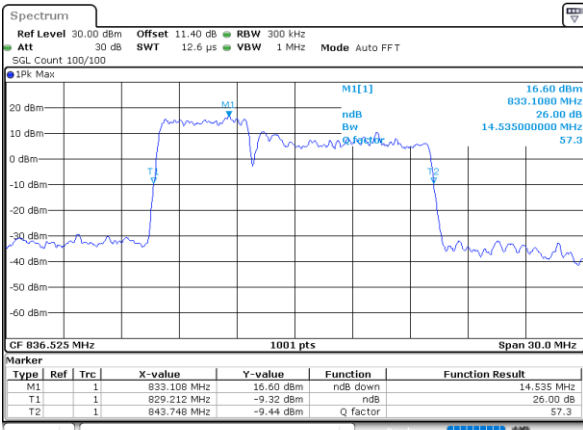
Date: 23_AUG_2023 20:07:04

Middle Channel / 5MHz+3MHz



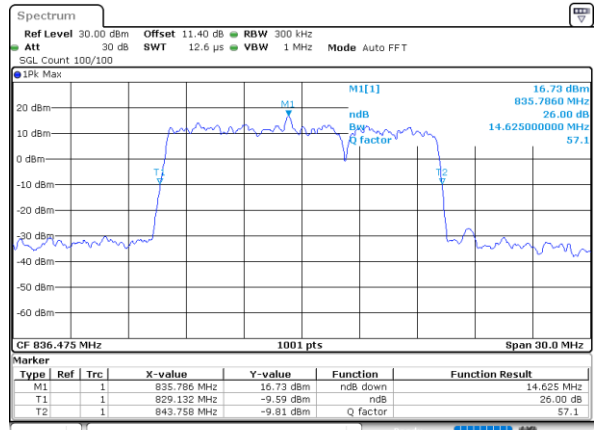
Date: 23_AUG_2023 20:14:10

Middle Channel / 5MHz+10MHz



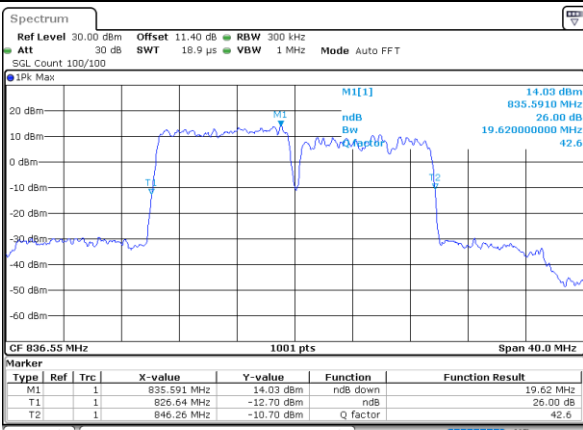
Date: 23_AUG_2023 20:21:01

Middle Channel / 10MHz+5MHz



Date: 23_AUG_2023 20:28:31

Middle Channel / 10MHz+10MHz



Date: 23_AUG_2023 21:02:15

N/A



Occupied Bandwidth

Mode	LTE Band 5B : 99%OBW(MHz)		
QPSK			
BW	3MHz+5MHz	5MHz+3MHz	5MHz+10MHz
Middle CH	7.46	7.56	13.76
BW	10MHz+5MHz	10MHz+10MHz	N/A
Middle CH	13.94	18.58	-

Mode	LTE Band 5B : 99%OBW(MHz)		
16QAM			
BW	3MHz+5MHz	5MHz+3MHz	5MHz+10MHz
Middle CH	7.58	7.53	13.76
BW	10MHz+5MHz	10MHz+10MHz	N/A
Middle CH	13.82	18.66	-

Mode	LTE Band 5B : 99%OBW(MHz)		
64QAM			
BW	3MHz+5MHz	5MHz+3MHz	5MHz+10MHz
Middle CH	7.46	7.46	13.85
BW	10MHz+5MHz	10MHz+10MHz	N/A
Middle CH	13.73	18.70	-

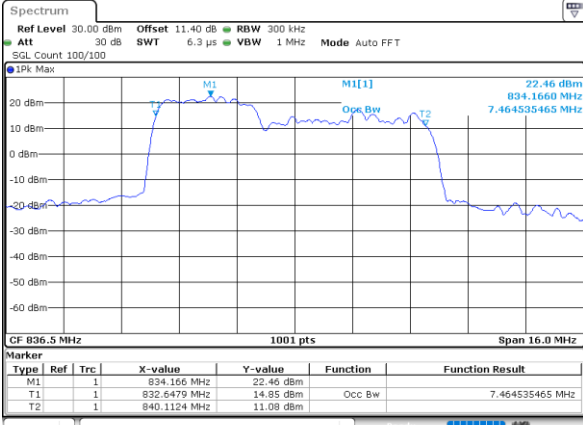
Mode	LTE Band 5B : 99%OBW(MHz)		
254QAM			
BW	3MHz+5MHz	5MHz+3MHz	5MHz+10MHz
Middle CH	7.56	7.48	13.76
BW	10MHz+5MHz	10MHz+10MHz	N/A
Middle CH	13.85	18.74	-



LTE Band 5B

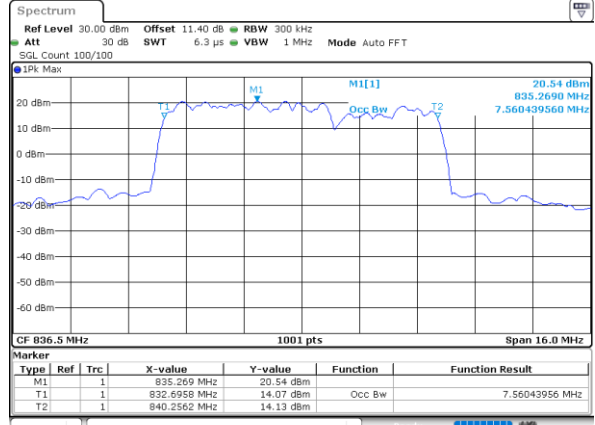
QPSK

Middle Channel / 3MHz+5MHz



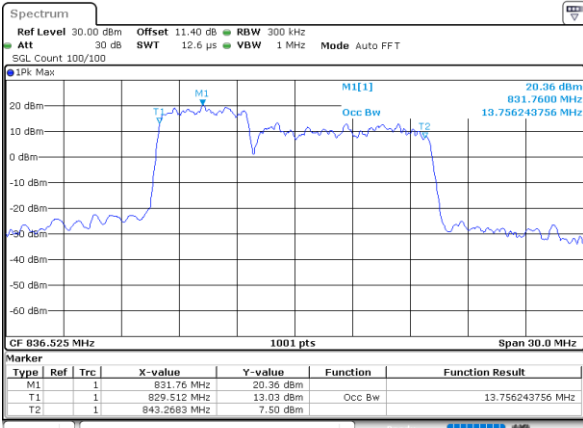
Date: 23_AUG.2023 16:09:16

Middle Channel / 5MHz+3MHz



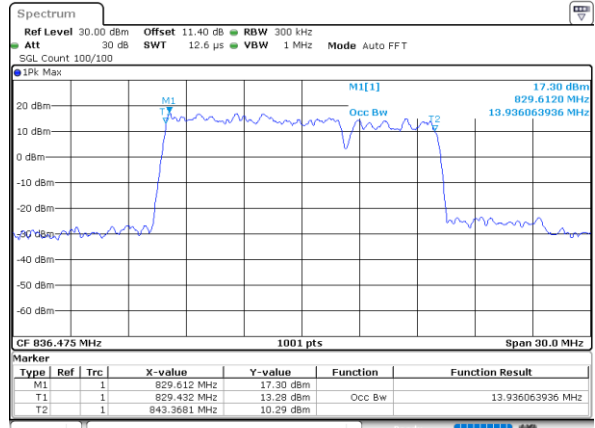
Date: 23_AUG.2023 17:05:57

Middle Channel / 5MHz+10MHz



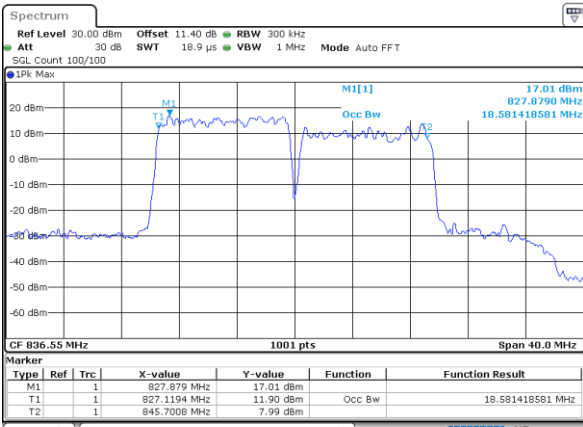
Date: 23_AUG.2023 17:34:41

Middle Channel / 10MHz+5MHz



Date: 23_AUG.2023 18:42:40

Middle Channel / 10MHz+10MHz



Date: 23_AUG.2023 19:18:40

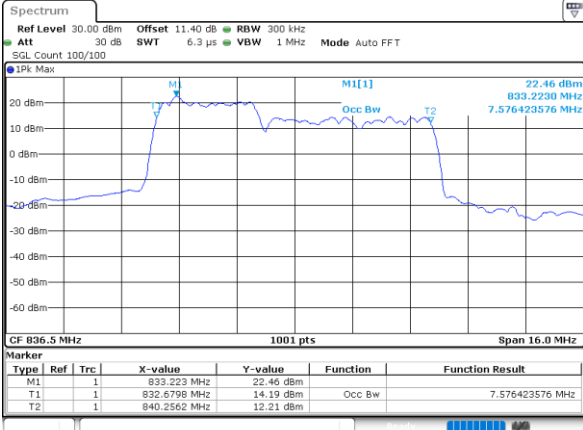
N/A



LTE Band 5B

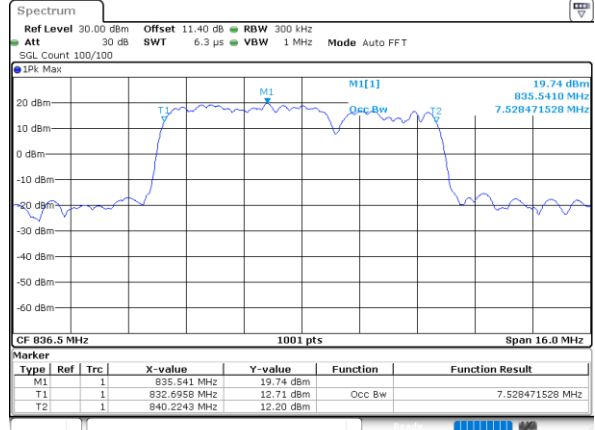
16QAM

Middle Channel / 3MHz+5MHz



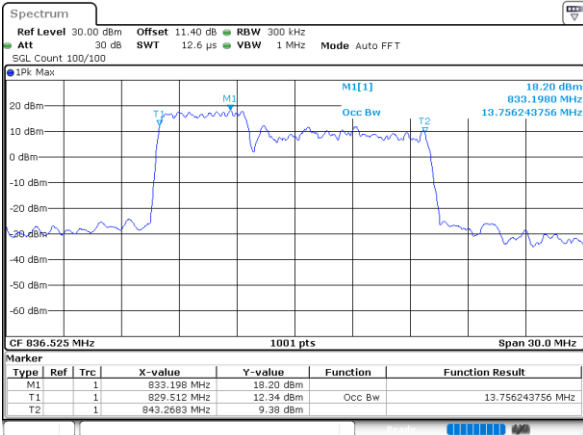
Date: 23_AUG_2023 16:09:53

Middle Channel / 5MHz+3MHz



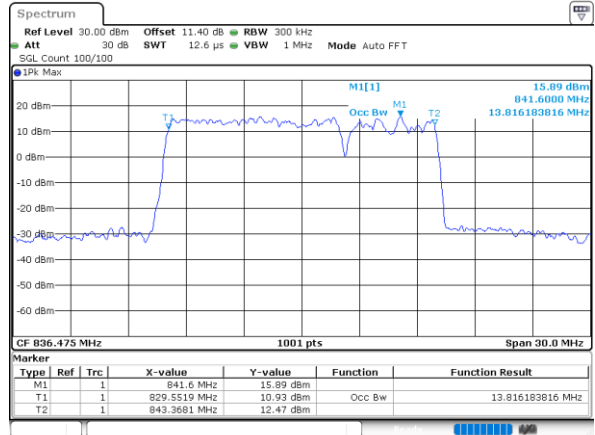
Date: 23_AUG_2023 17:06:24

Middle Channel / 5MHz+10MHz



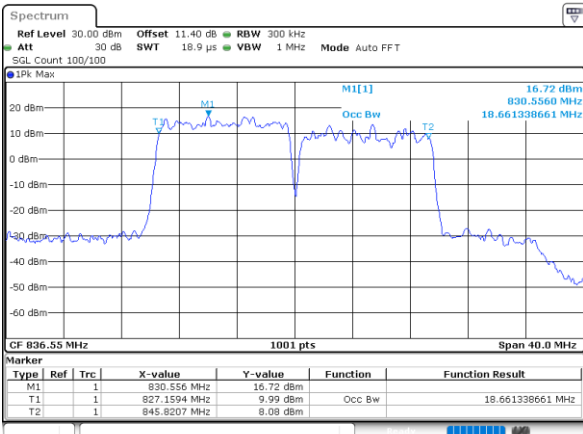
Date: 23_AUG_2023 17:35:08

Middle Channel / 10MHz+5MHz



Date: 23_AUG_2023 18:43:06

Middle Channel / 10MHz+10MHz



Date: 23_AUG_2023 19:19:06

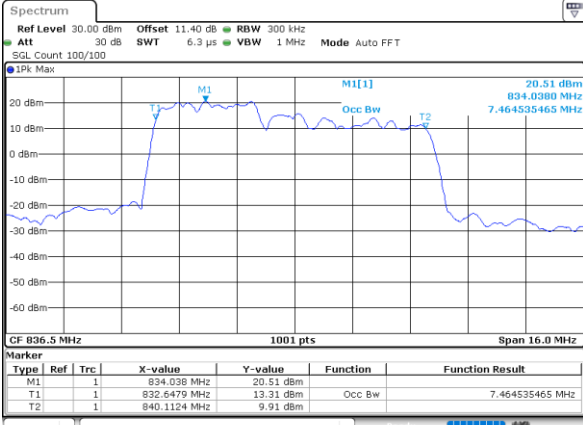
N/A



LTE Band 5B

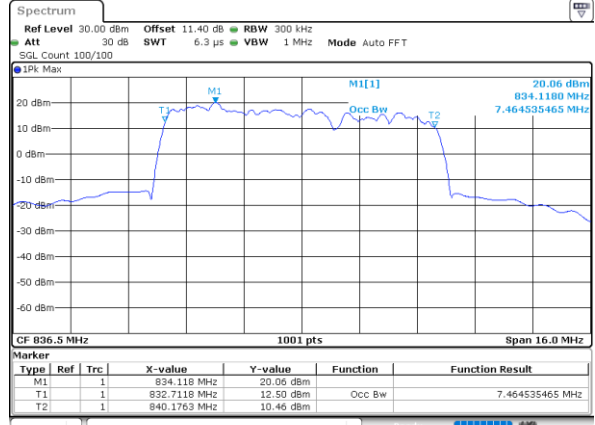
64QAM

Middle Channel / 3MHz+5MHz



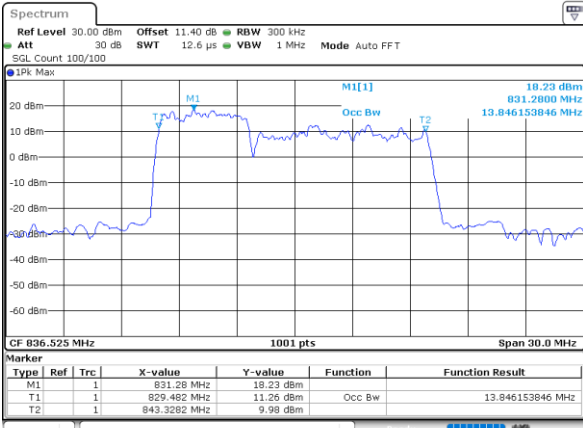
Date: 23_AUG.2023 16:10:34

Middle Channel / 5MHz+3MHz



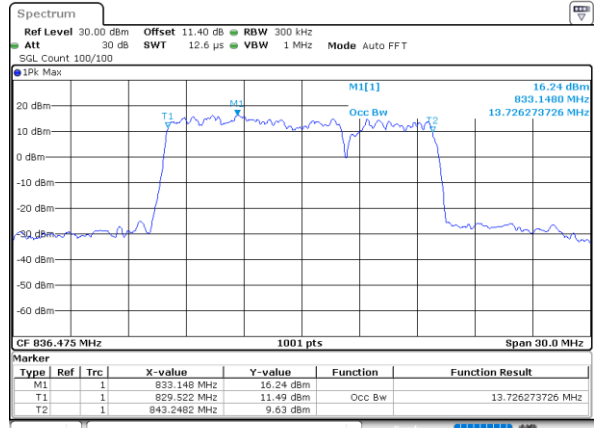
Date: 23_AUG.2023 17:06:50

Middle Channel / 5MHz+10MHz



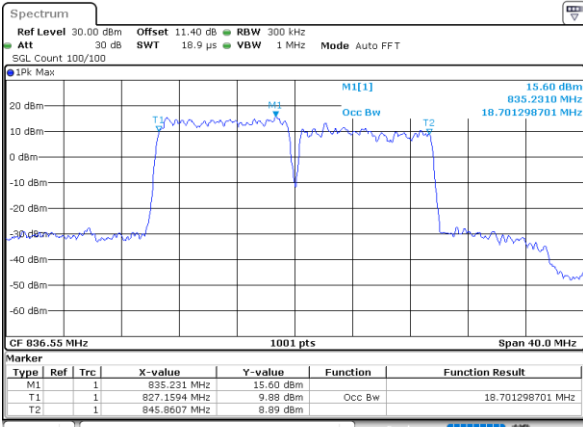
Date: 23_AUG.2023 17:35:34

Middle Channel / 10MHz+5MHz



Date: 23_AUG.2023 18:43:33

Middle Channel / 10MHz+10MHz



Date: 23_AUG.2023 19:19:32

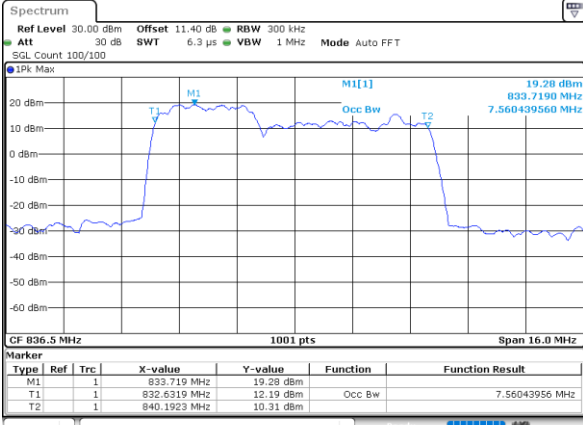
N/A



LTE Band 5B

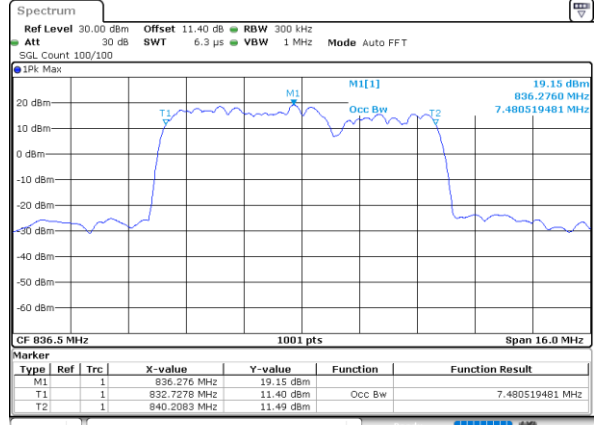
256QAM

Middle Channel / 3MHz+5MHz



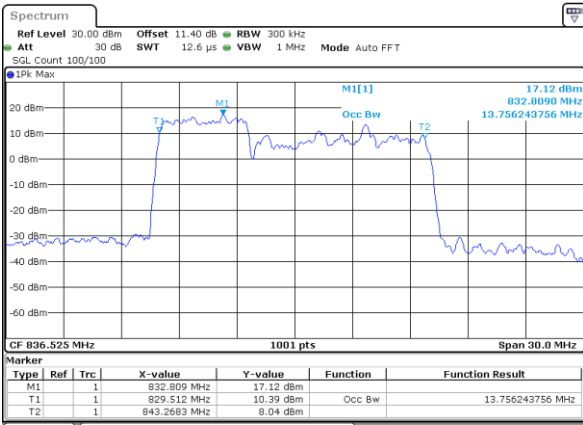
Date: 23_AUG.2023 20:06:38

Middle Channel / 5MHz+3MHz



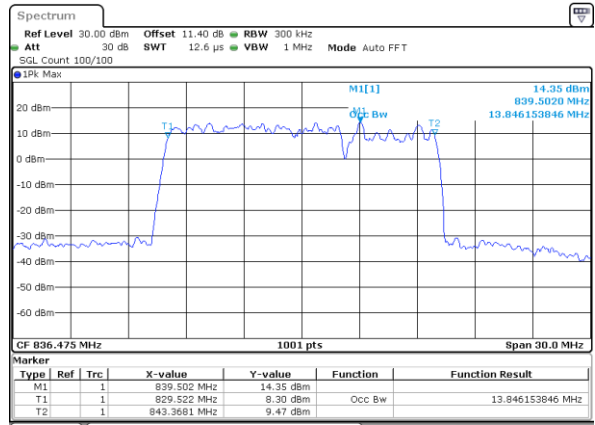
Date: 23_AUG.2023 20:13:44

Middle Channel / 5MHz+10MHz



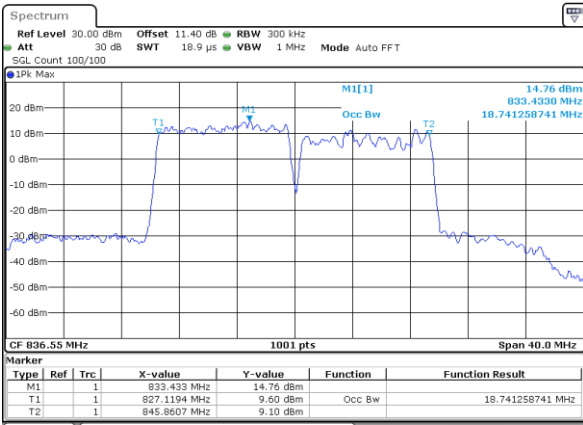
Date: 23_AUG.2023 20:20:36

Middle Channel / 10MHz+5MHz



Date: 23_AUG.2023 20:28:06

Middle Channel / 10MHz+10MHz



Date: 23_AUG.2023 21:01:04

N/A



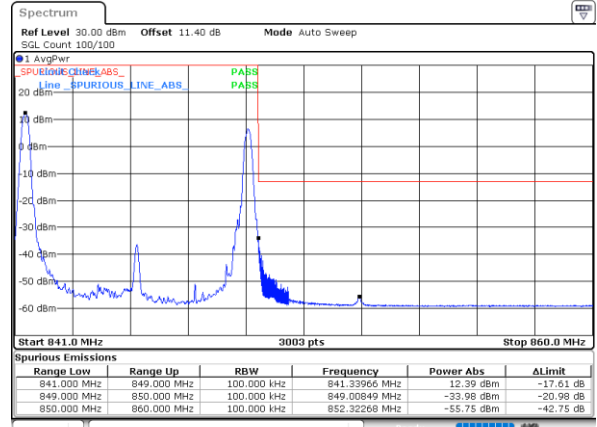
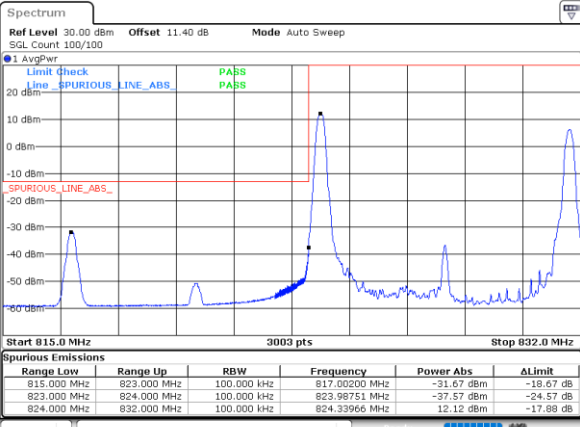
Conducted Band Edge

LTE Band 5B / 3MHz+5MHz

QPSK

Lowest Band Edge / 1RB0 and 1RB24

Highest Band Edge / 1RB0 and 1RB24

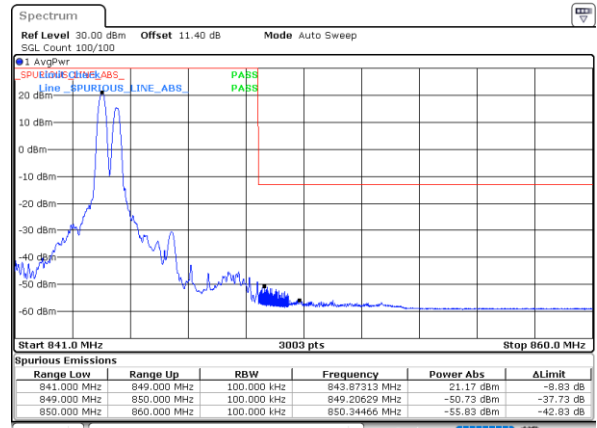
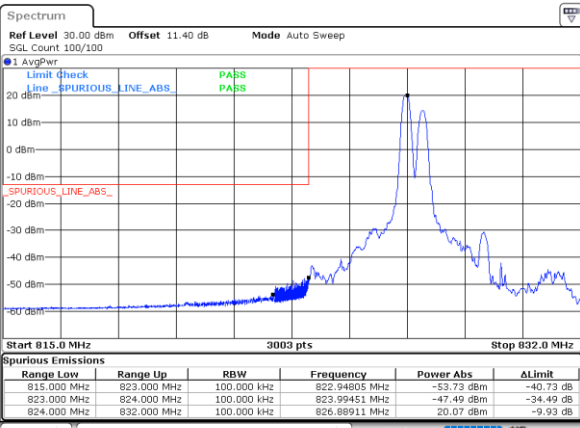


Date: 23.AUG.2023 15:53:46

Date: 23.AUG.2023 15:29:46

Lowest Band Edge / 1RB14 and 1RB0

Highest Band Edge / 1RB14 and 1RB0

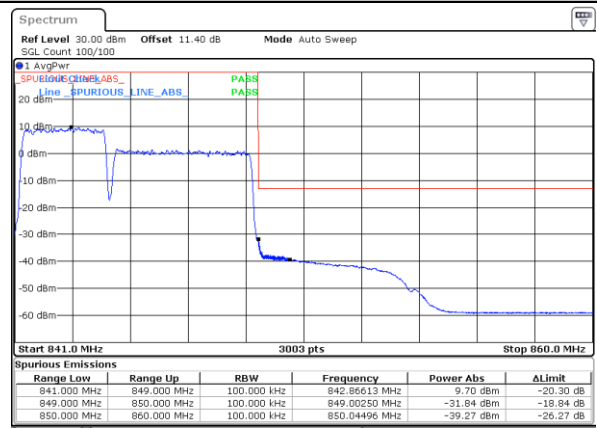
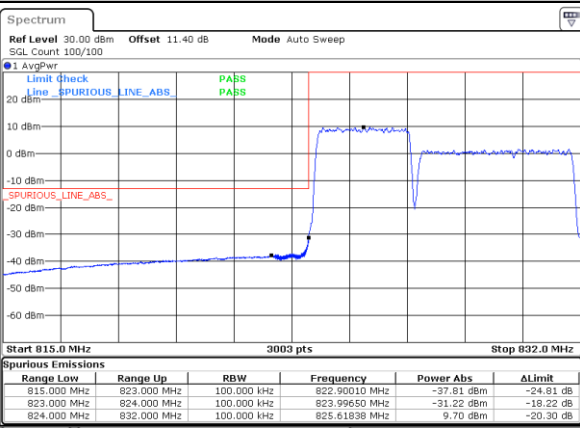


Date: 23.AUG.2023 15:54:04

Date: 23.AUG.2023 15:35:25

Lowest Band Edge / Full RB

Highest Band Edge / Full RB



Date: 23.AUG.2023 15:48:04

Date: 23.AUG.2023 15:28:39

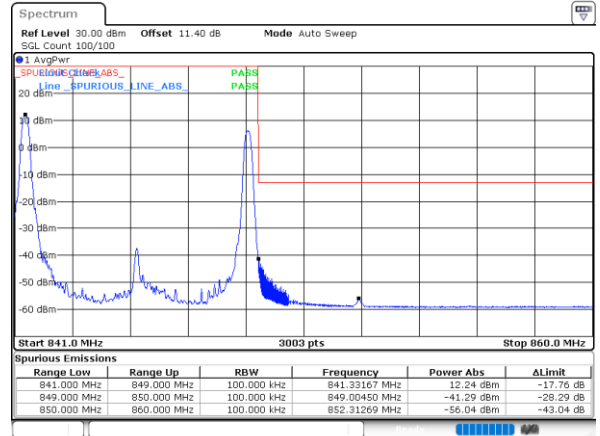
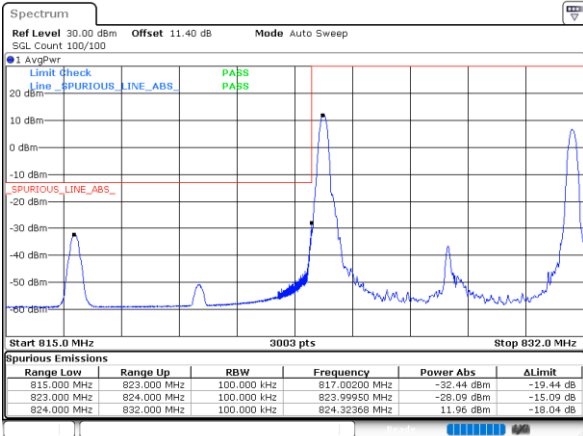


LTE Band 5B / 5MHz+3MHz

QPSK

Lowest Band Edge / 1RB0 and 1RB14

Highest Band Edge / 1RB0 and 1RB14

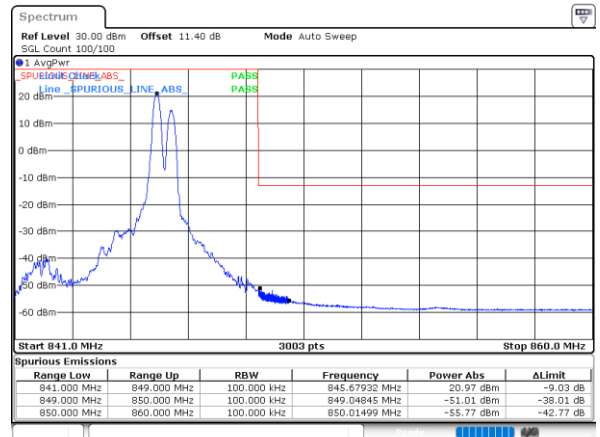
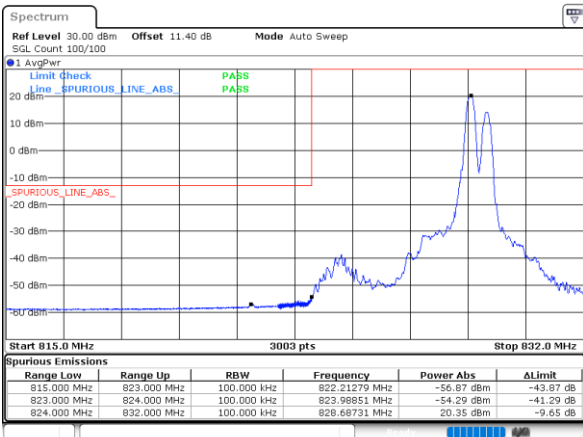


Date: 23.AUG.2023 16:59:45

Date: 23.AUG.2023 16:34:57

Lowest Band Edge / 1RB24 and 1RB0

Highest Band Edge / 1RB24 and 1RB0

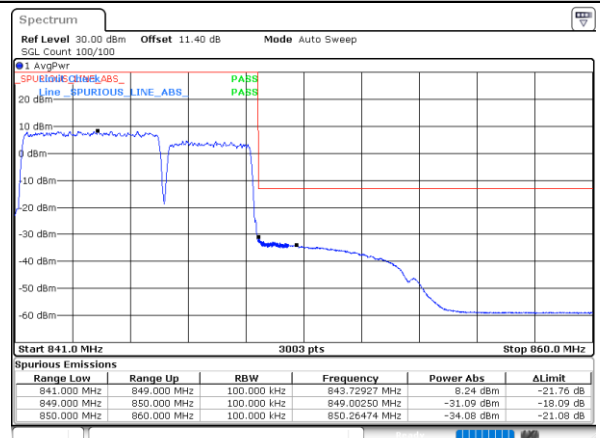
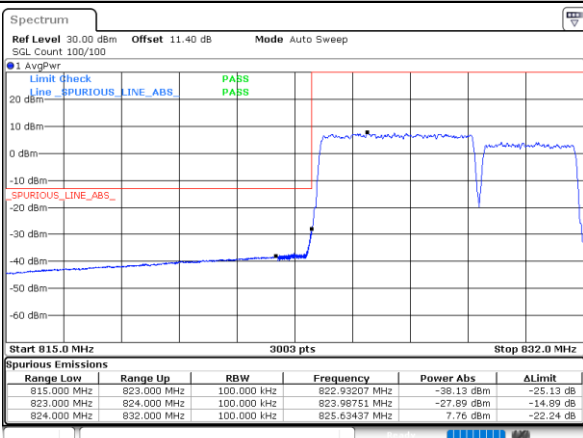


Date: 23.AUG.2023 17:00:43

Date: 23.AUG.2023 16:41:23

Lowest Band Edge / Full RB

Highest Band Edge / Full RB



Date: 23.AUG.2023 16:54:56

Date: 23.AUG.2023 16:33:49

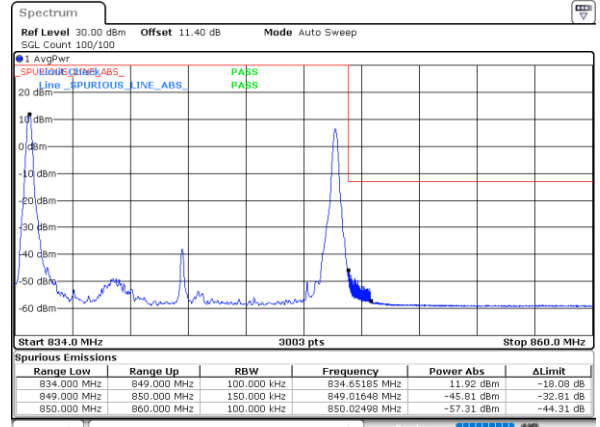
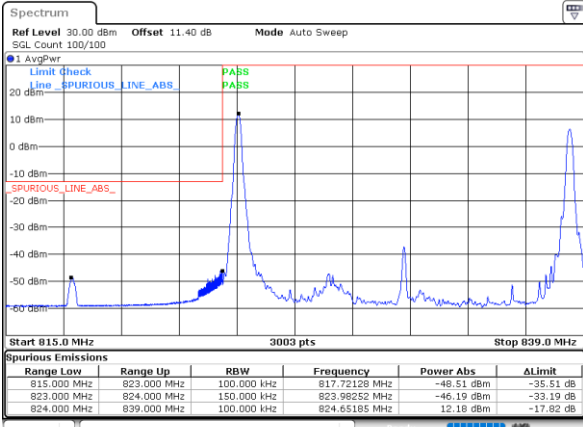


LTE Band 5B / 5MHz+10MHz

QPSK

Lowest Band Edge / 1RB0 and 1RB49

Highest Band Edge / 1RB0 and 1RB49

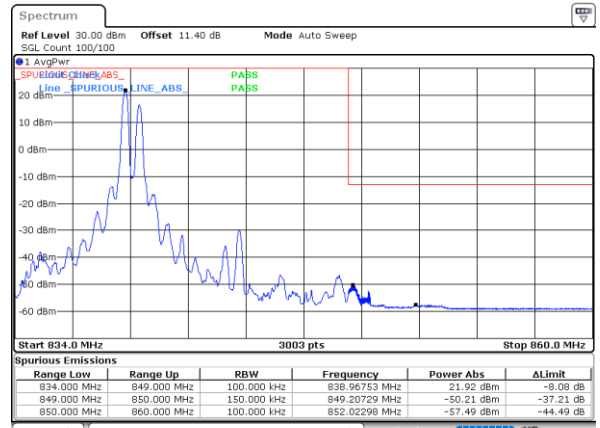
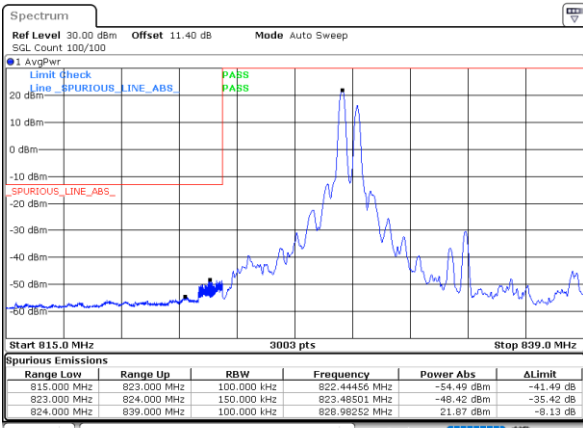


Date: 23.AUG.2023 17:28:29

Date: 23.AUG.2023 17:15:06

Lowest Band Edge / 1RB24 and 1RB0

Highest Band Edge / 1RB24 and 1RB0

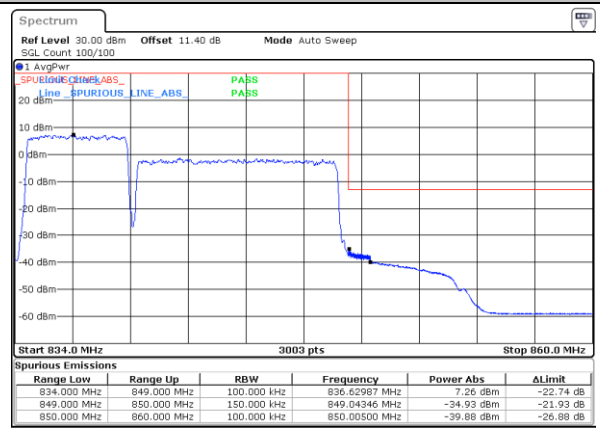
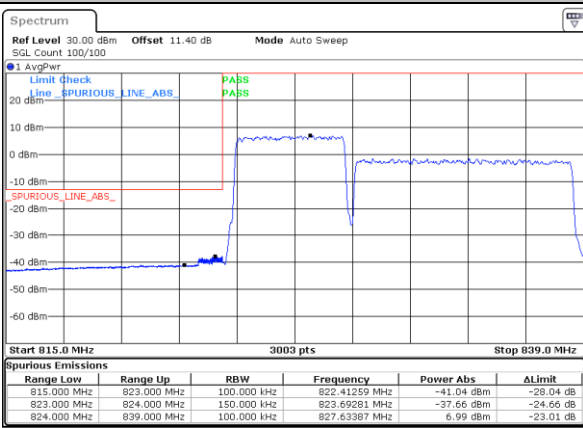


Date: 23.AUG.2023 17:29:27

Date: 23.AUG.2023 17:15:54

Lowest Band Edge / Full RB

Highest Band Edge / Full RB



Date: 23.AUG.2023 17:23:41

Date: 23.AUG.2023 17:14:09

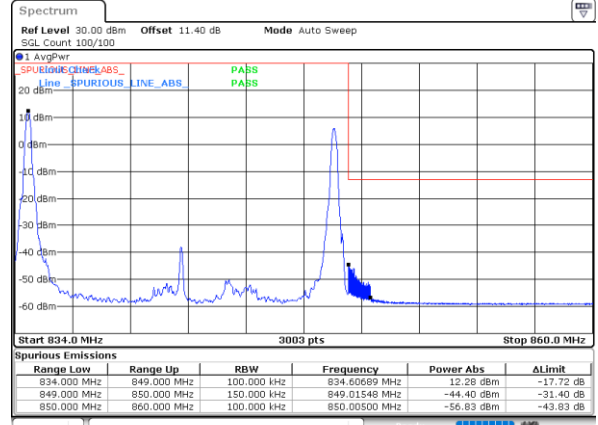
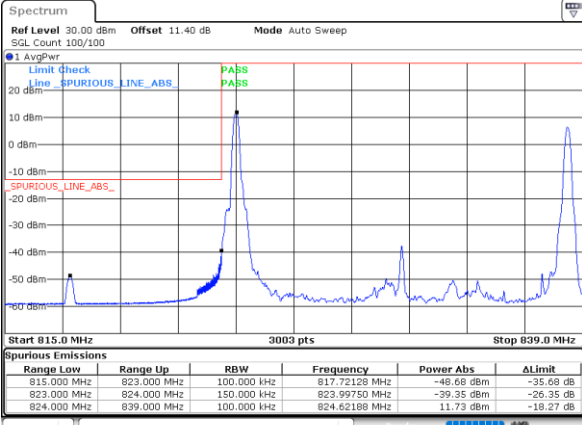


LTE Band 5B / 10MHz+5MHz

QPSK

Lowest Band Edge / 1RB0 and 1RB24

Highest Band Edge / 1RB0 and 1RB24

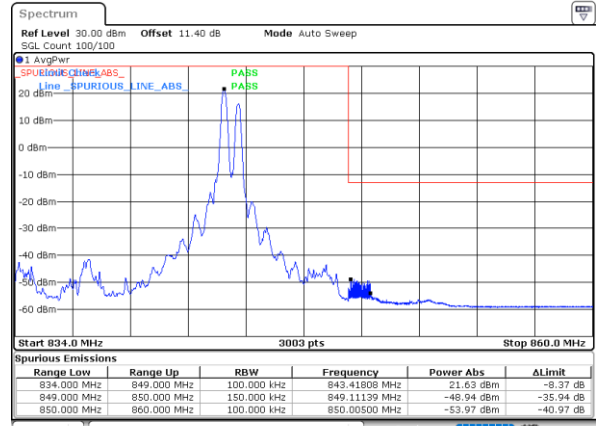
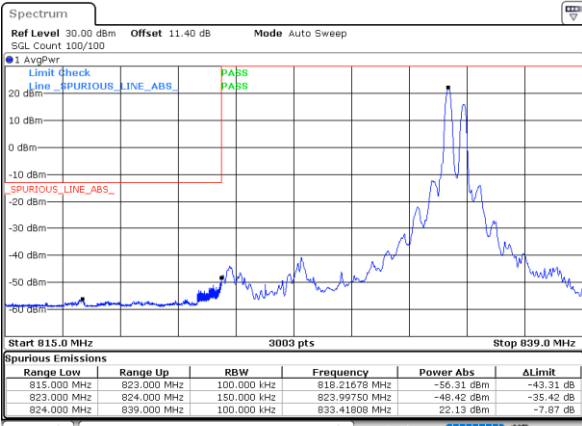


Date: 23.AUG.2023 17:58:19

Date: 23.AUG.2023 17:43:26

Lowest Band Edge / 1RB49 and 1RB0

Highest Band Edge / 1RB49 and 1RB0

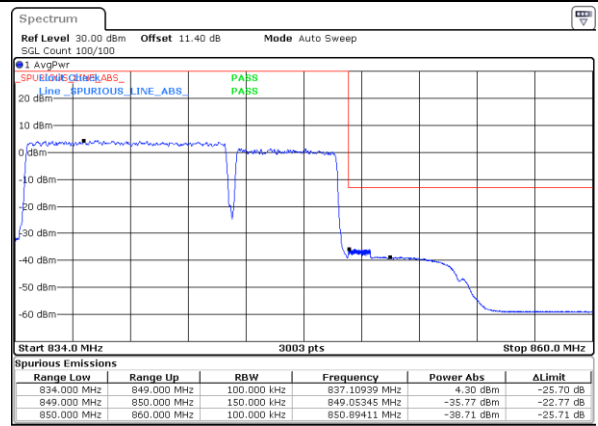
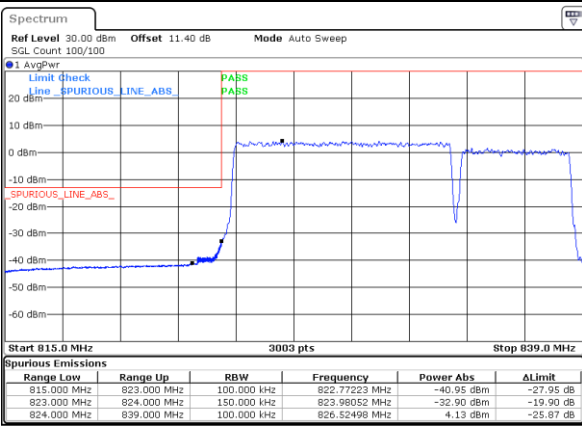


Date: 23.AUG.2023 17:59:17

Date: 23.AUG.2023 17:44:14

Lowest Band Edge / Full RB

Highest Band Edge / Full RB



Date: 23.AUG.2023 17:53:28

Date: 23.AUG.2023 17:42:28

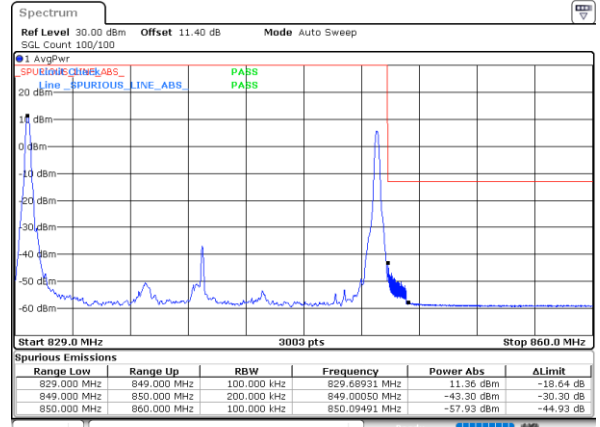
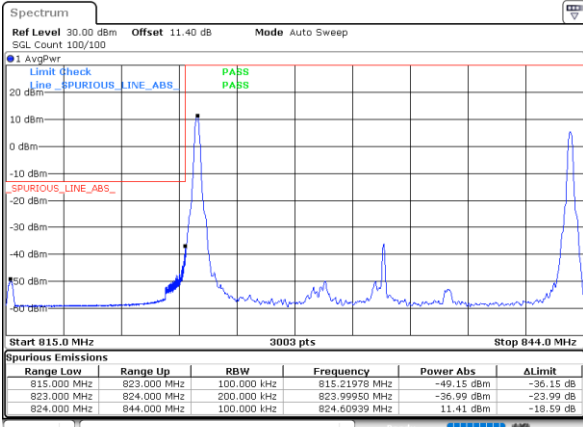


LTE Band 5B / 10MHz+10MHz

QPSK

Lowest Band Edge / 1RB0 and 1RB49

Highest Band Edge / 1RB0 and 1RB49

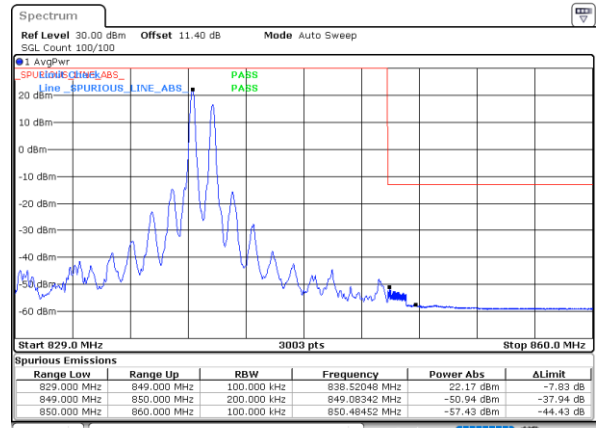
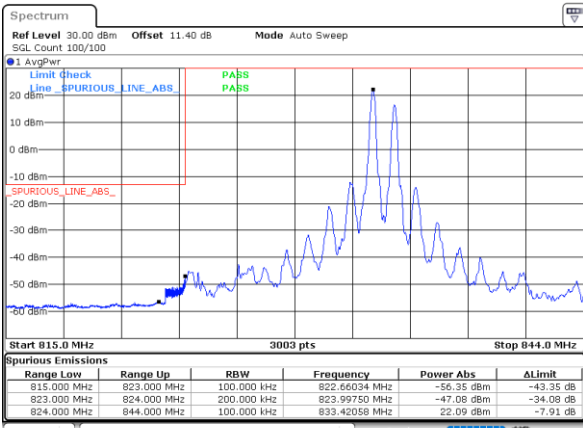


Date: 23.AUG.2023 19:04:53

Date: 23.AUG.2023 18:51:45

Lowest Band Edge / 1RB49 and 1RB0

Highest Band Edge / 1RB49 and 1RB0

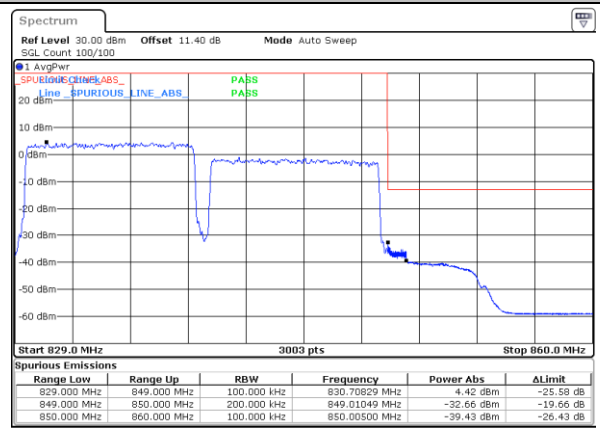
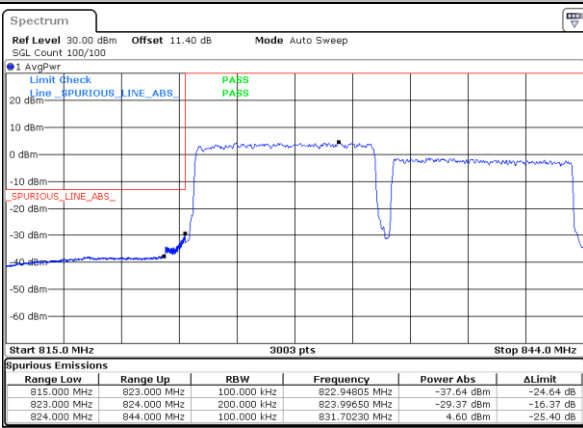


Date: 23.AUG.2023 19:05:51

Date: 23.AUG.2023 18:56:33

Lowest Band Edge / Full RB

Highest Band Edge / Full RB



Date: 23.AUG.2023 19:00:02

Date: 23.AUG.2023 18:50:47

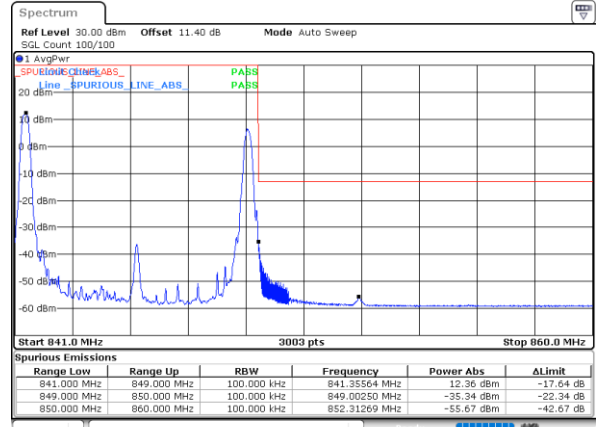
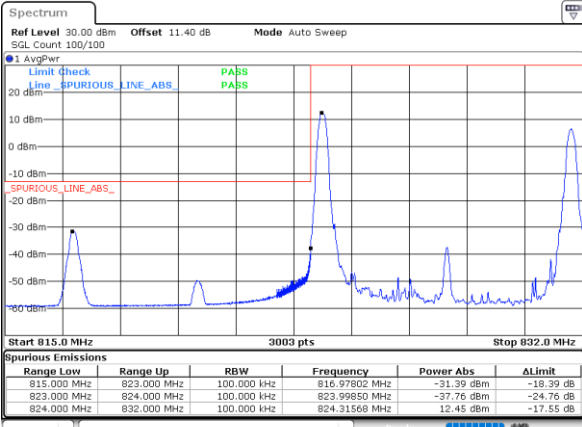


LTE Band 5B / 3MHz+5MHz

16QAM

Lowest Band Edge / 1RB0 and 1RB24

Highest Band Edge / 1RB0 and 1RB24

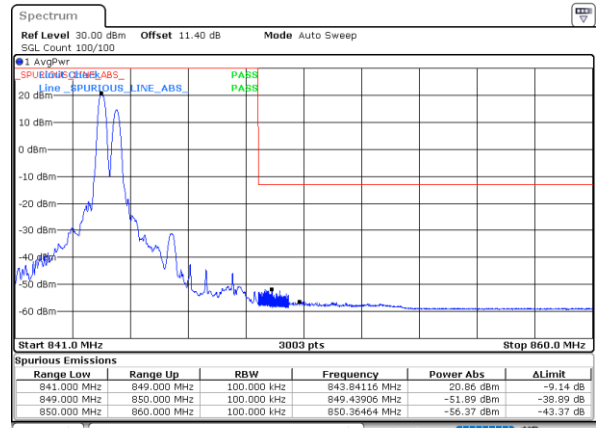
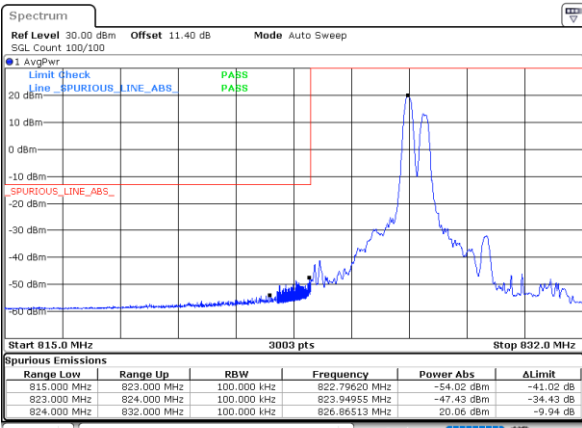


Date: 23.AUG.2023 15:52:38

Date: 23.AUG.2023 15:30:54

Lowest Band Edge / 1RB14 and 1RB0

Highest Band Edge / 1RB14 and 1RB0

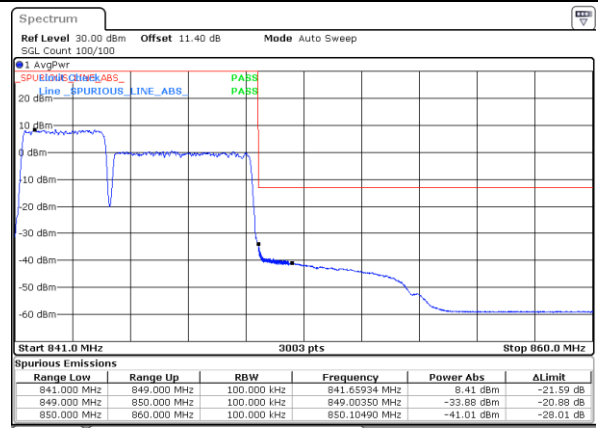
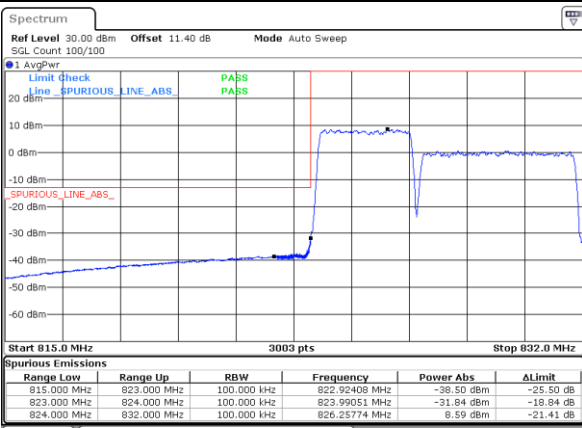


Date: 23.AUG.2023 15:56:02

Date: 23.AUG.2023 15:34:17

Lowest Band Edge / Full RB

Highest Band Edge / Full RB



Date: 23.AUG.2023 15:49:13

Date: 23.AUG.2023 15:27:31

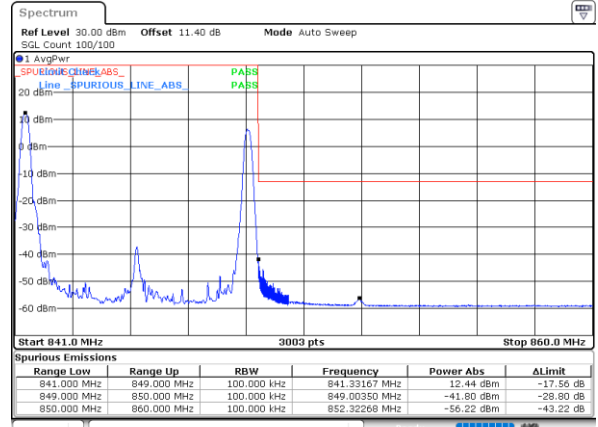
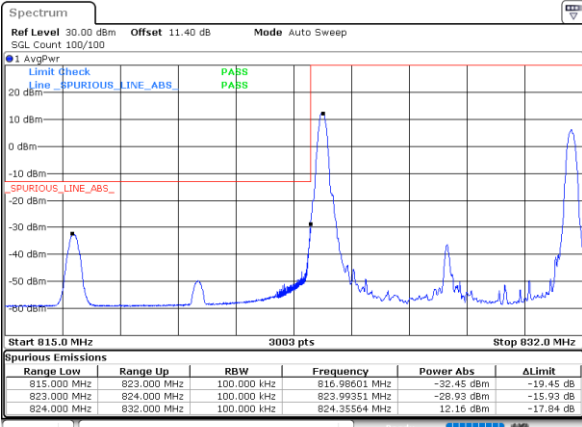


LTE Band 5B / 5MHz+3MHz

16QAM

Lowest Band Edge / 1RB0 and 1RB14

Highest Band Edge / 1RB0 and 1RB14

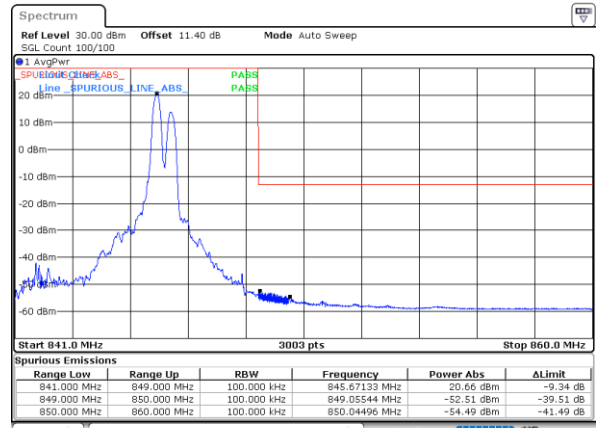
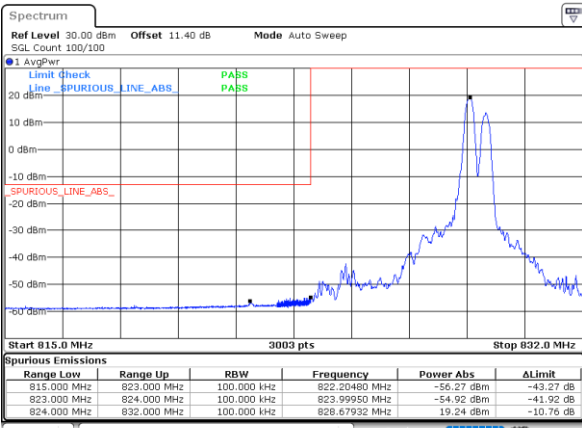


Date: 23.AUG.2023 16:58:48

Date: 23.AUG.2023 16:13:05

Lowest Band Edge / 1RB24 and 1RB0

Highest Band Edge / 1RB24 and 1RB0

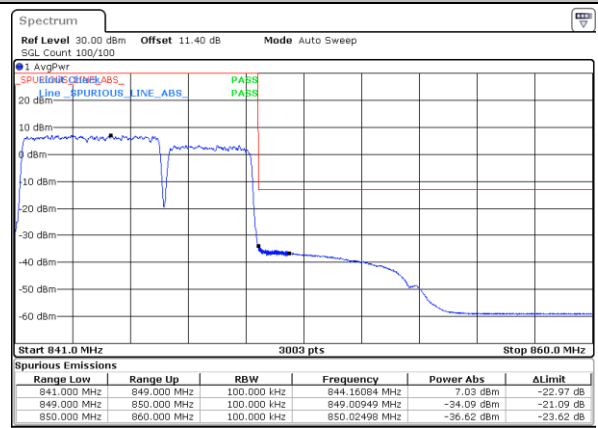
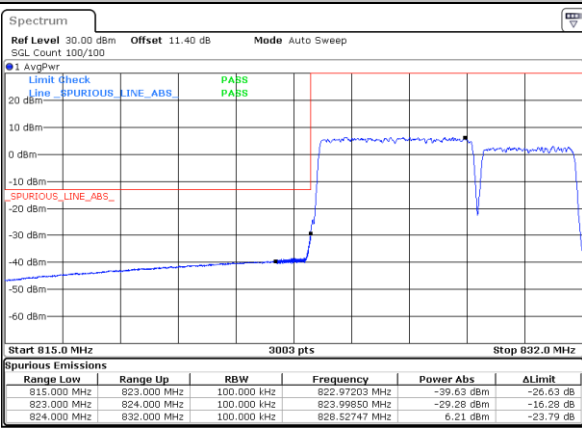


Date: 23.AUG.2023 17:01:41

Date: 23.AUG.2023 16:39:30

Lowest Band Edge / Full RB

Highest Band Edge / Full RB



Date: 23.AUG.2023 16:55:54

Date: 23.AUG.2023 16:32:41

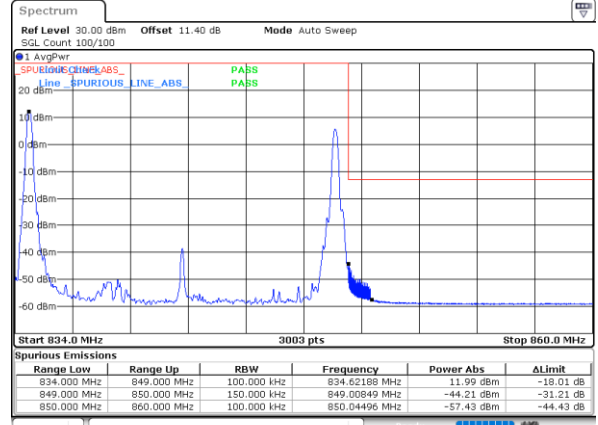
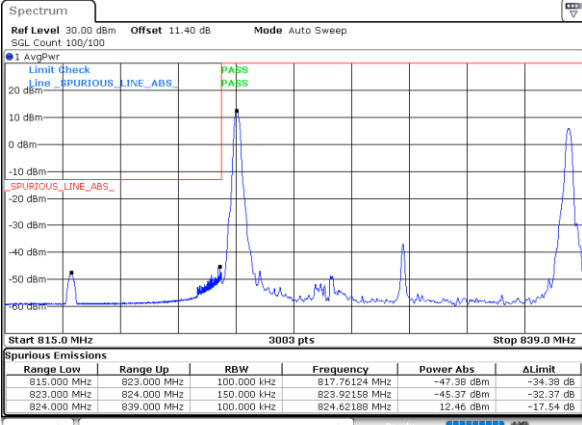


LTE Band 5B / 5MHz+10MHz

16QAM

Lowest Band Edge / 1RB0 and 1RB49

Highest Band Edge / 1RB0 and 1RB49

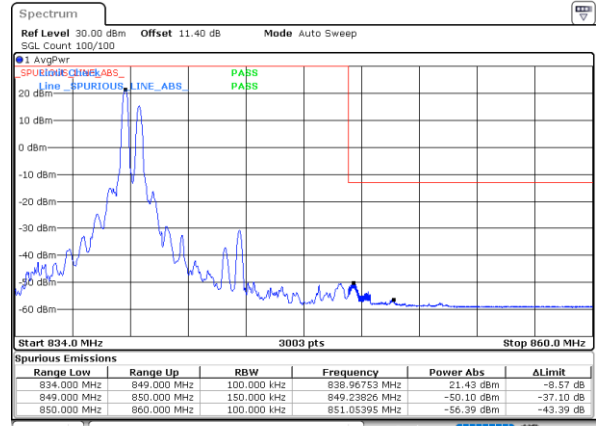
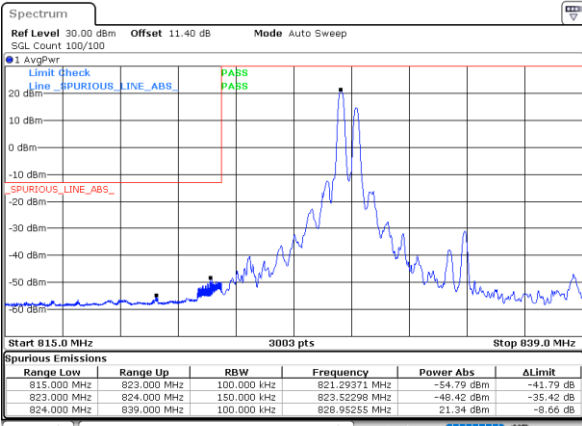


Date: 23.AUG.2023 17:27:32

Date: 23.AUG.2023 17:16:04

Lowest Band Edge / 1RB24 and 1RB0

Highest Band Edge / 1RB24 and 1RB0

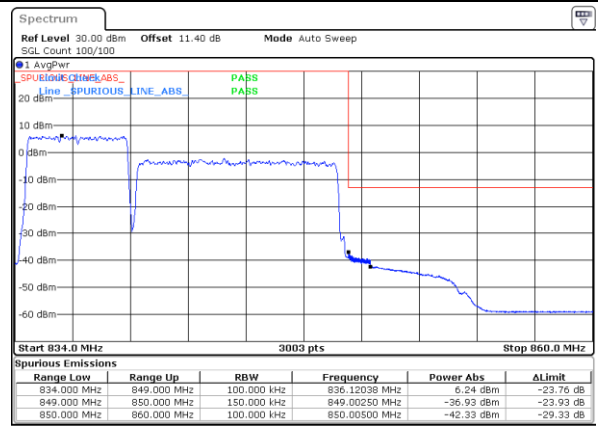
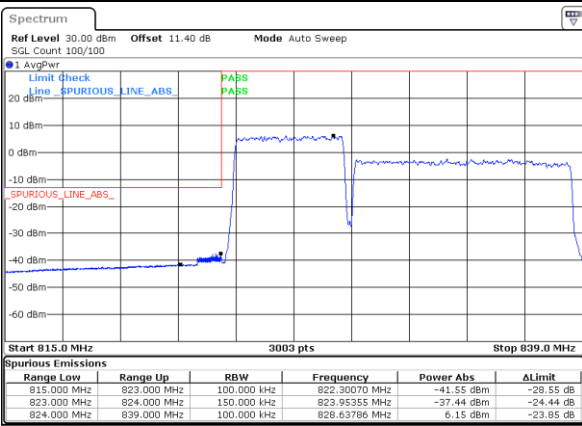


Date: 23.AUG.2023 17:30:24

Date: 23.AUG.2023 17:16:56

Lowest Band Edge / Full RB

Highest Band Edge / Full RB



Date: 23.AUG.2023 17:24:37

Date: 23.AUG.2023 17:13:12

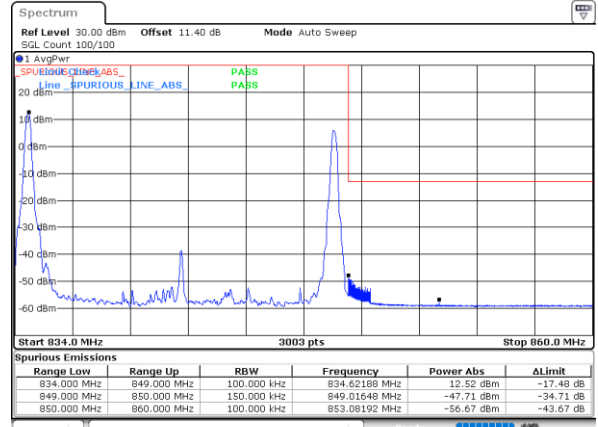
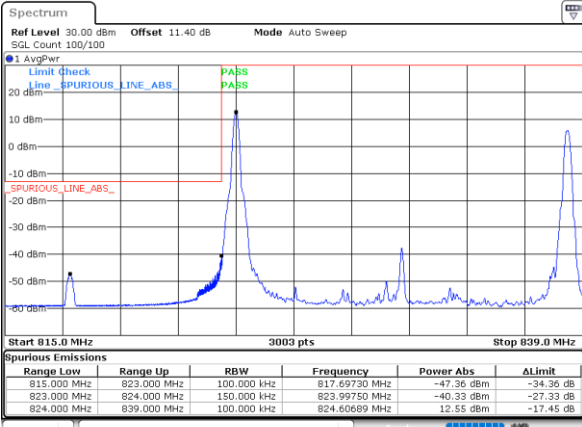


LTE Band 5B / 10MHz+5MHz

16QAM

Lowest Band Edge / 1RB0 and 1RB24

Highest Band Edge / 1RB0 and 1RB24

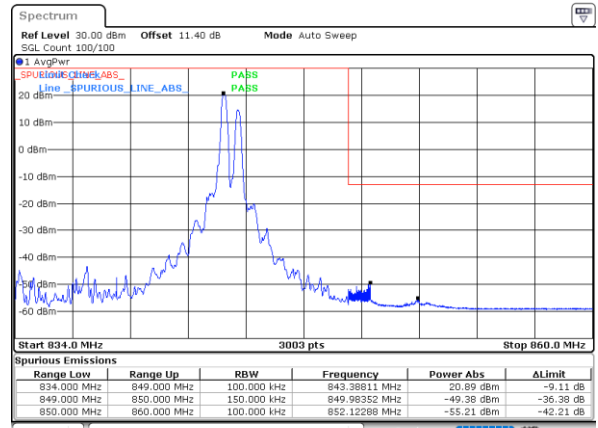
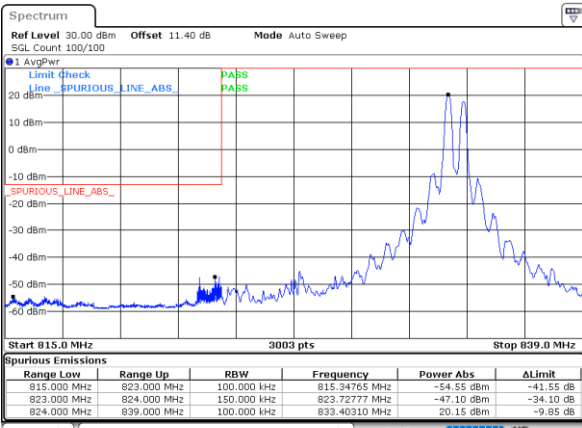


Date: 23.AUG.2023 17:57:21

Date: 23.AUG.2023 17:44:24

Lowest Band Edge / 1RB49 and 1RB0

Highest Band Edge / 1RB49 and 1RB0

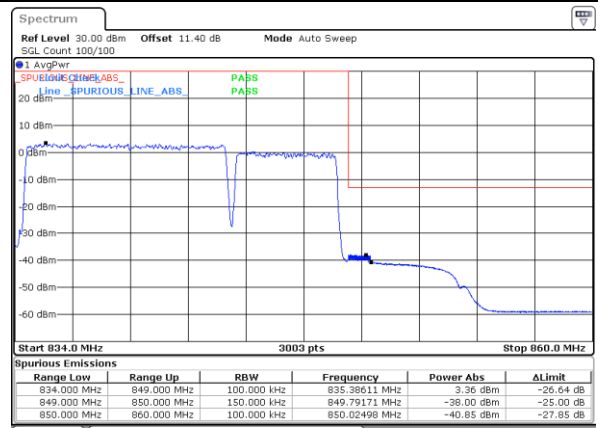
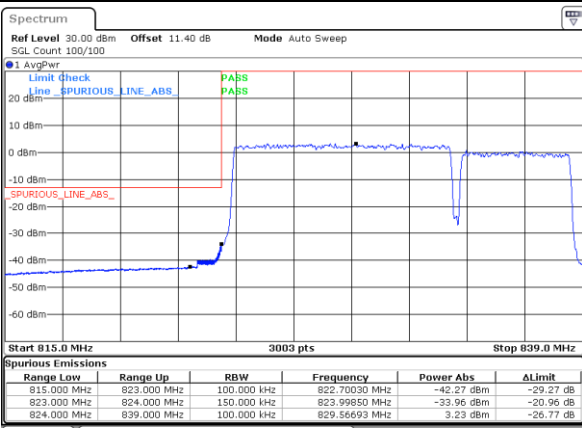


Date: 23.AUG.2023 18:00:14

Date: 23.AUG.2023 17:41:17

Lowest Band Edge / Full RB

Highest Band Edge / Full RB



Date: 23.AUG.2023 17:54:26

Date: 23.AUG.2023 17:41:31

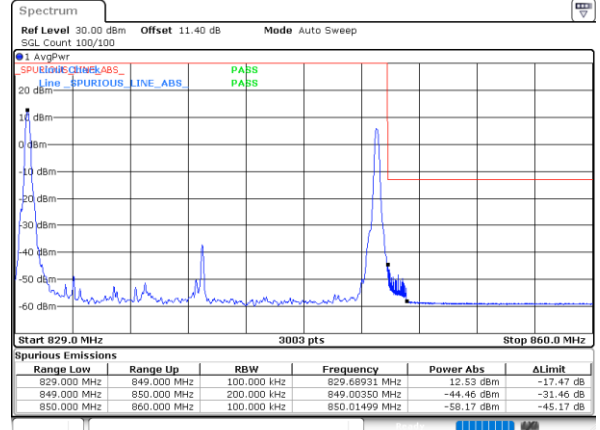
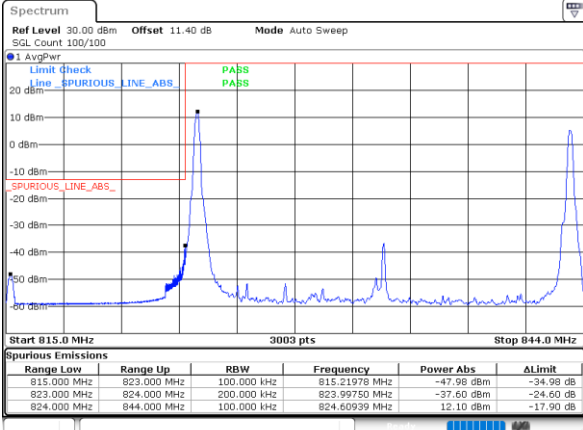


LTE Band 5B / 10MHz+10MHz

16QAM

Lowest Band Edge / 1RB0 and 1RB49

Highest Band Edge / 1RB0 and 1RB49

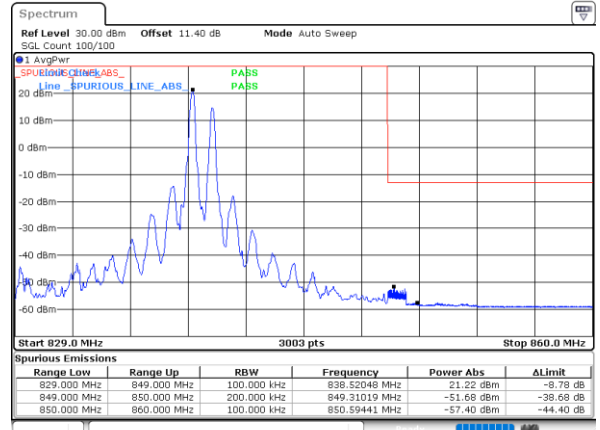
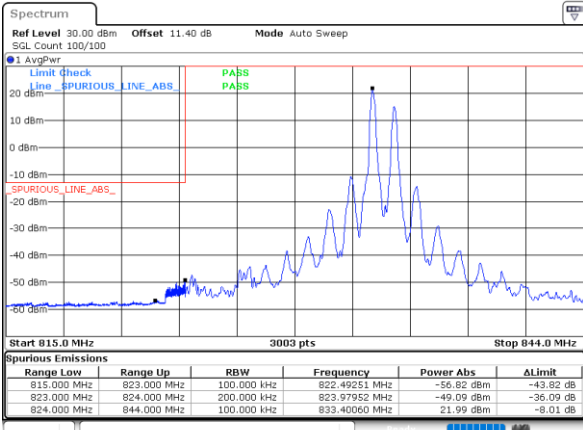


Date: 23.AUG.2023 19:03:55

Date: 23.AUG.2023 18:52:43

Lowest Band Edge / 1RB49 and 1RB0

Highest Band Edge / 1RB49 and 1RB0

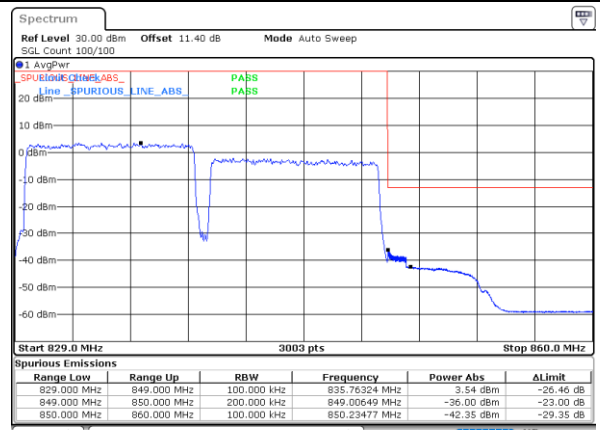
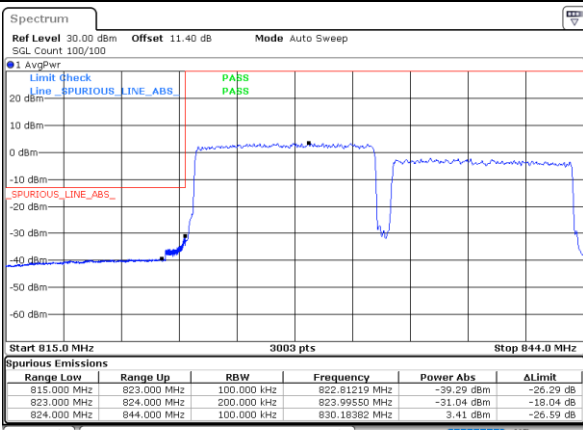


Date: 23.AUG.2023 19:06:48

Date: 23.AUG.2023 18:55:36

Lowest Band Edge / Full RB

Highest Band Edge / Full RB



Date: 23.AUG.2023 19:01:00

Date: 23.AUG.2023 18:49:50