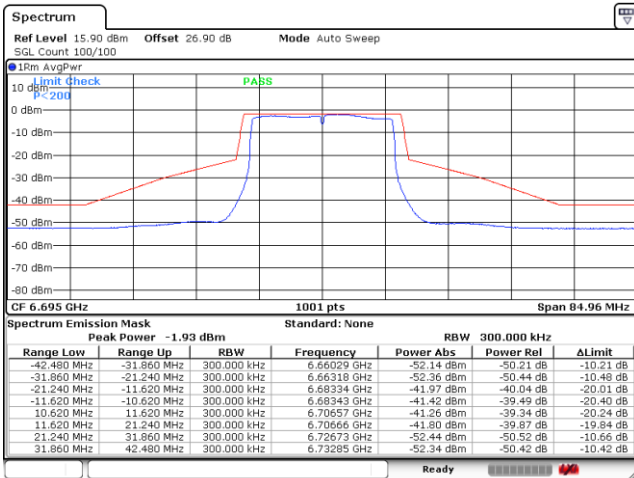


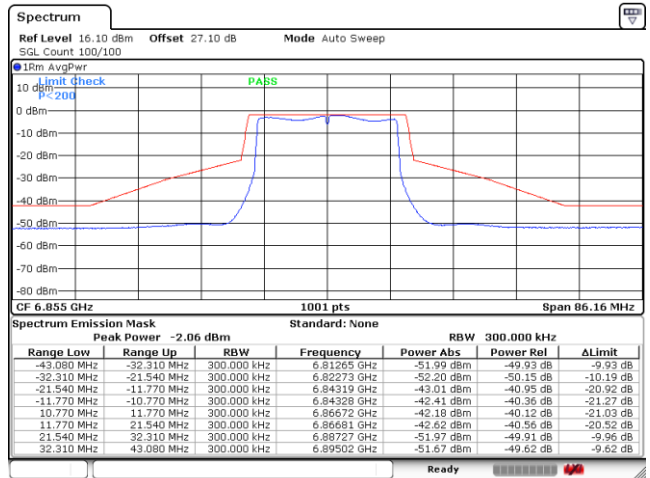


Plot on Channel 6695MHz



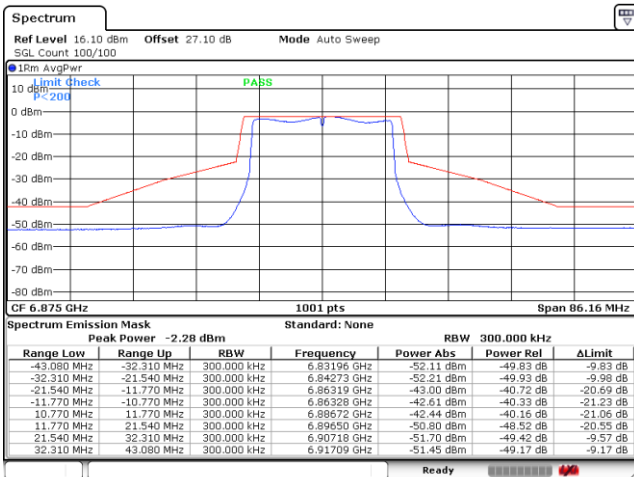
Date: 26.MAY.2023 11:19:46

Plot on Channel 6855MHz



Date: 26.MAY.2023 11:24:08

Plot on Channel 6875MHz

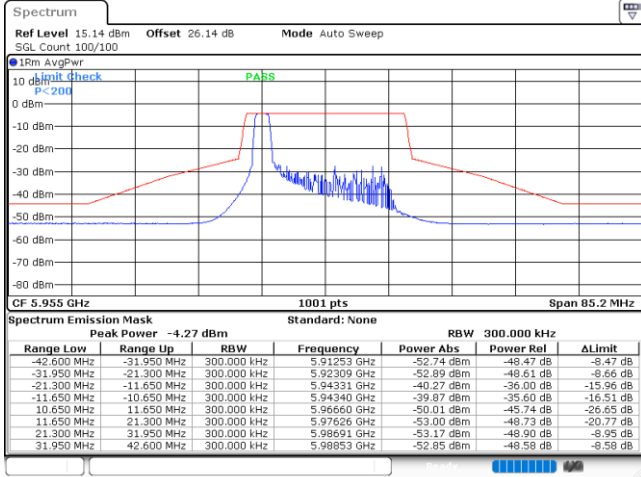


Date: 26.MAY.2023 11:44:48



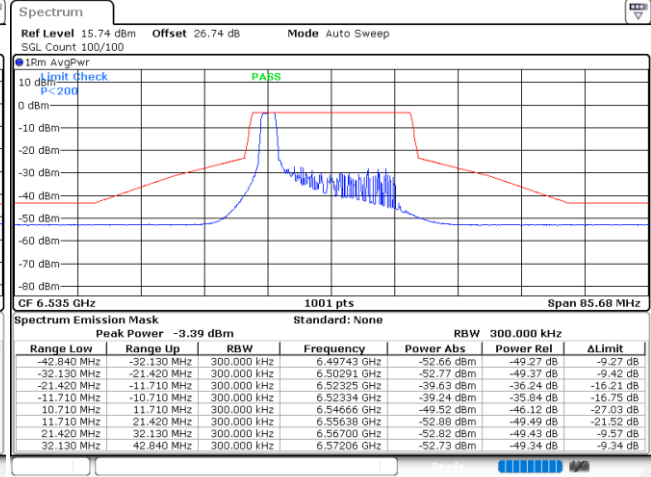
EUT Mode 802.11ax HE20 26RU0

Plot on Channel 5955 MHz



Date: 20.JUL.2023 01:25:21

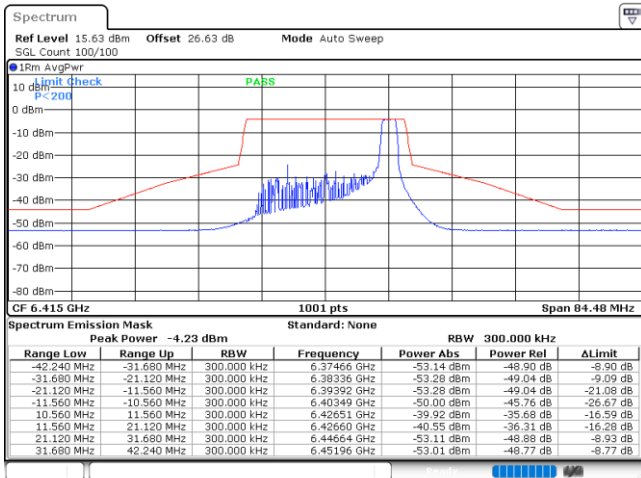
Plot on Channel 6535 MHz



Date: 20.JUL.2023 01:45:40

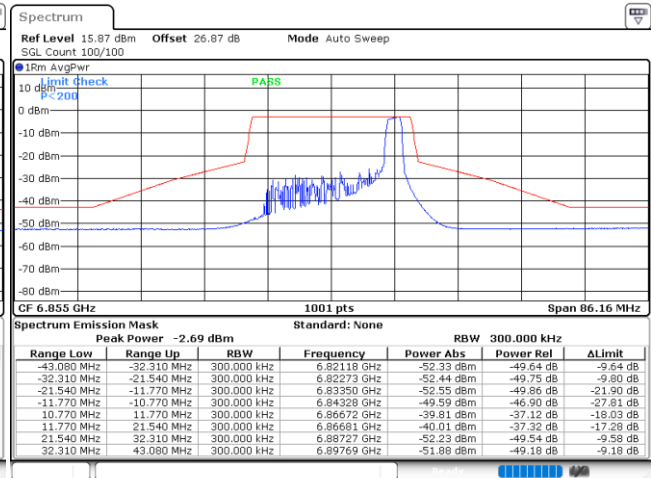
EUT Mode 802.11ax HE20 26RU8

Plot on Channel 6415 MHz



Date: 20.JUL.2023 01:37:00

Plot on Channel 6855 MHz

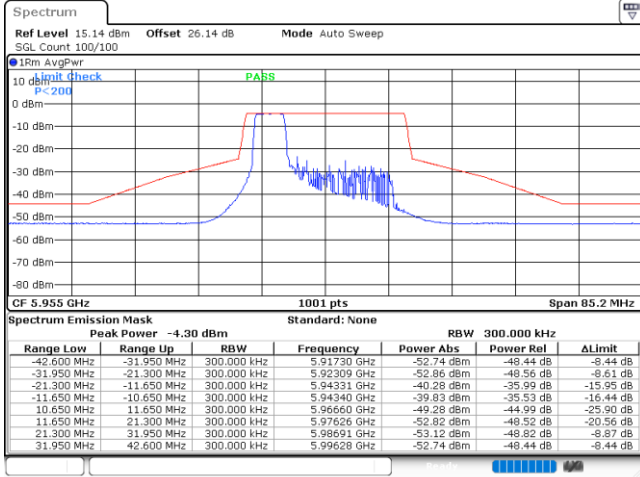


Date: 20.JUL.2023 02:04:59



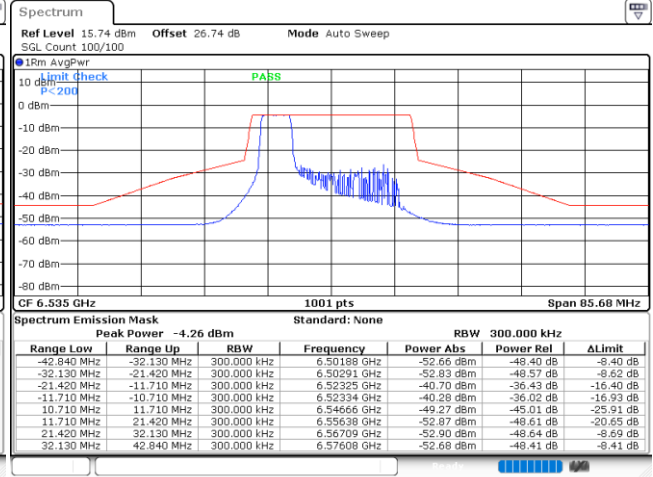
EUT Mode 802.11ax HE20 52RU37

Plot on Channel 5955 MHz



Date: 20.JUL.2023 01:29:32

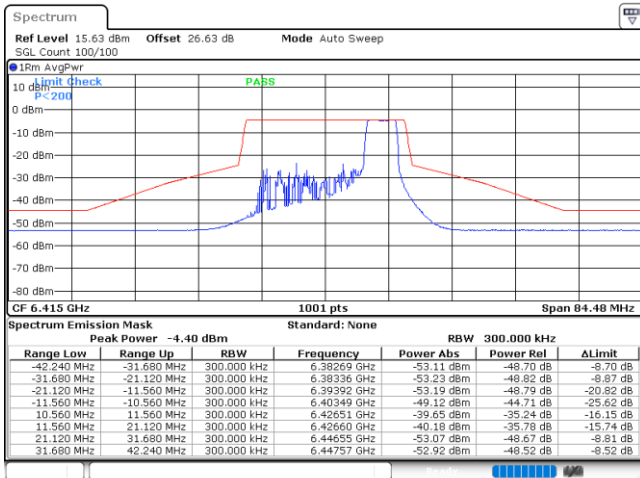
Plot on Channel 6535 MHz



Date: 20.JUL.2023 01:57:42

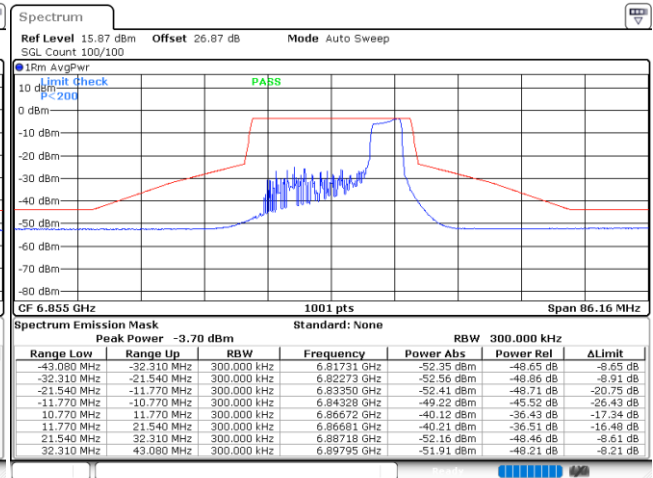
EUT Mode 802.11ax HE20 52RU40

Plot on Channel 6415 MHz



Date: 20.JUL.2023 01:40:09

Plot on Channel 6855 MHz

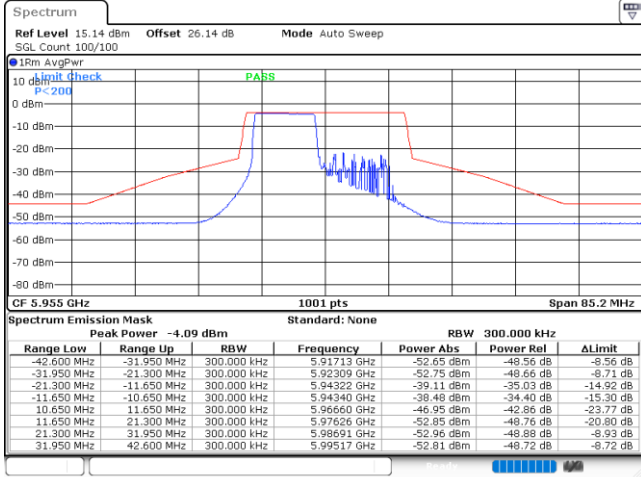


Date: 20.JUL.2023 02:09:21



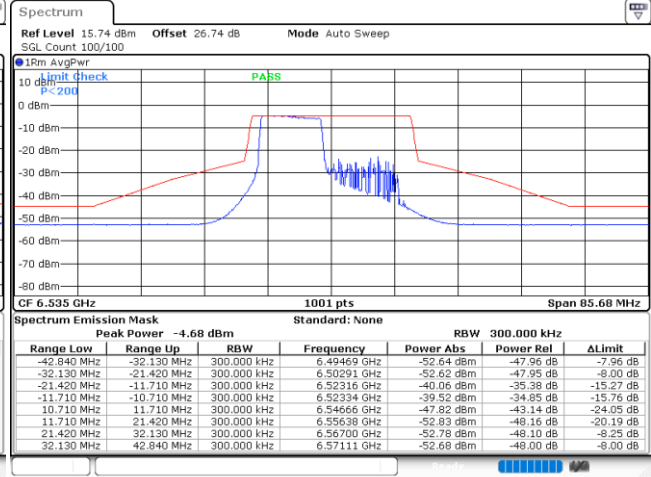
EUT Mode 802.11ax HE20 106RU53

Plot on Channel 5955 MHz



Date: 20.JUL.2023 01:32:50

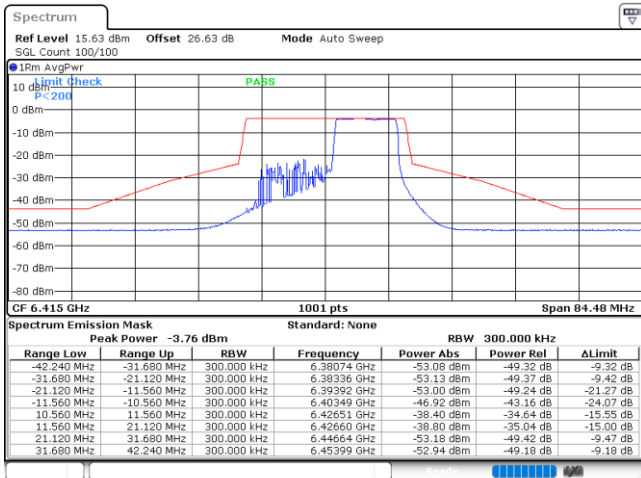
Plot on Channel 6535 MHz



Date: 20.JUL.2023 02:10:05

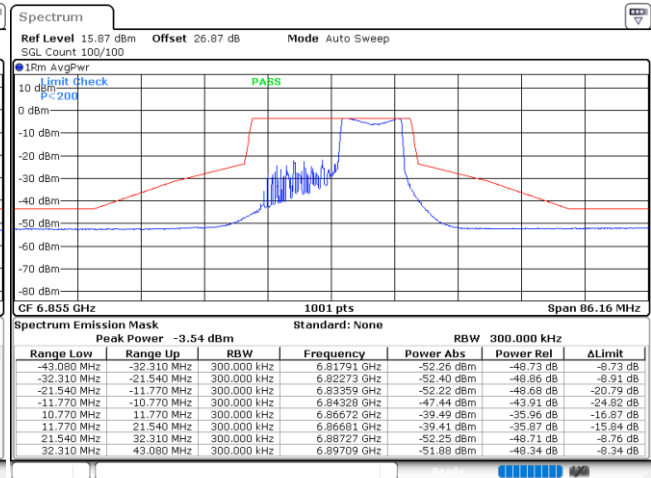
EUT Mode 802.11ax HE20 106RU54

Plot on Channel 6415 MHz



Date: 20.JUL.2023 01:42:32

Plot on Channel 6855 MHz

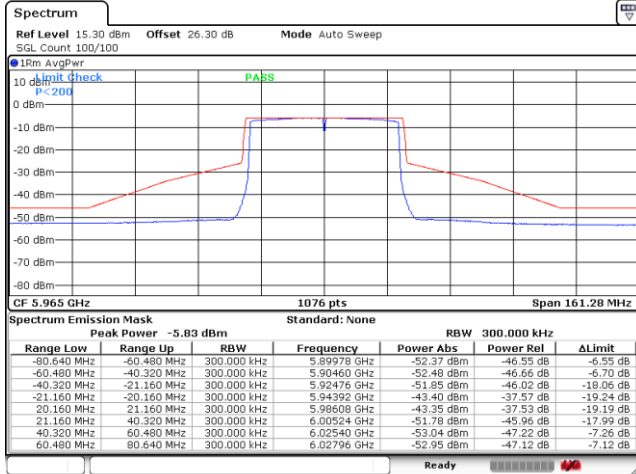


Date: 20.JUL.2023 02:12:36



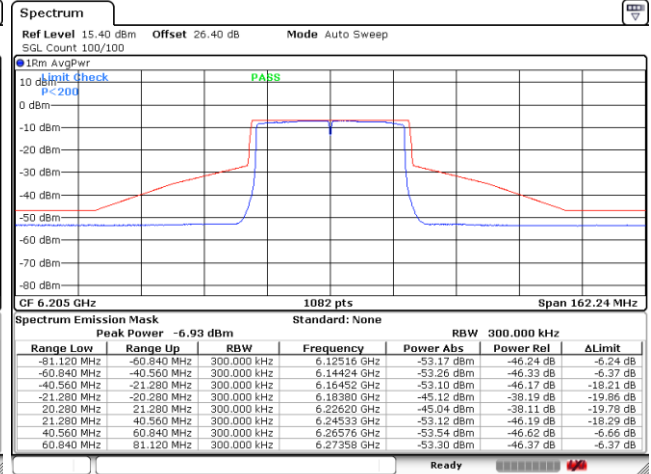
EUT Mode : 802.11ax HE40 Full RU

Plot on Channel 5965MHz



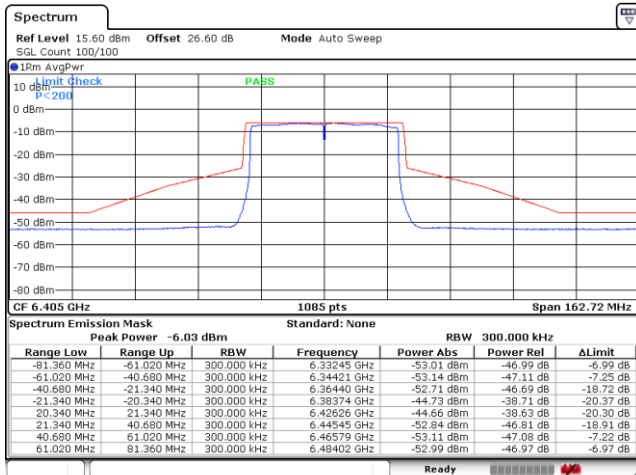
Date: 26.MAY.2023 11:56:20

Plot on Channel 6205MHz



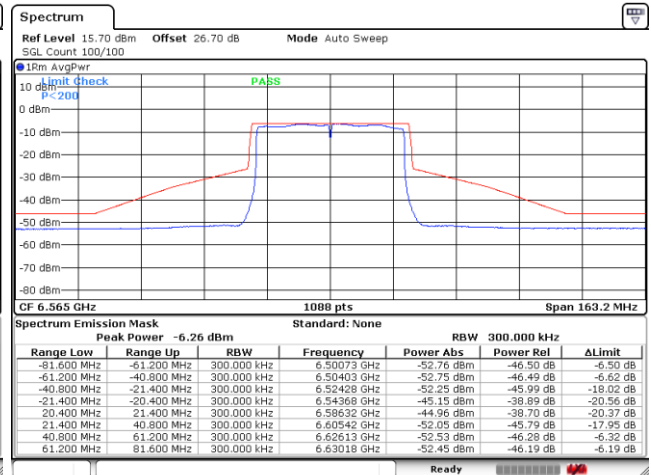
Date: 26.MAY.2023 14:42:56

Plot on Channel 6405MHz



Date: 26.MAY.2023 14:46:34

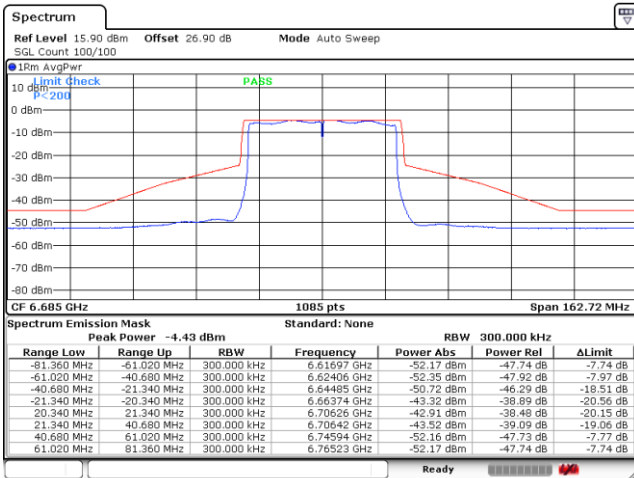
Plot on Channel 6565MHz



Date: 26.MAY.2023 14:48:29

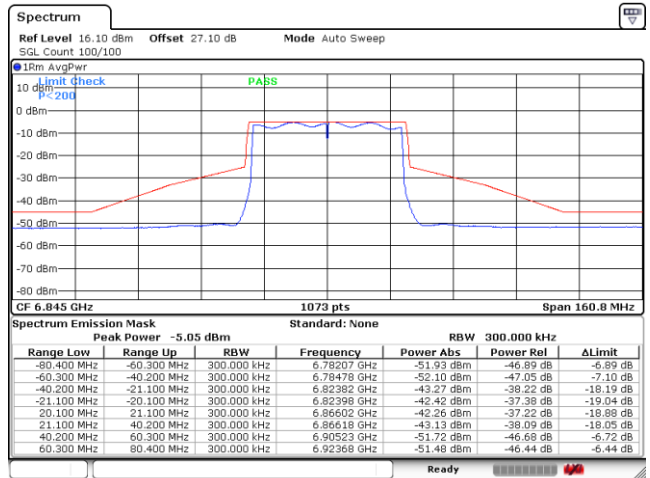


Plot on Channel 6685MHz



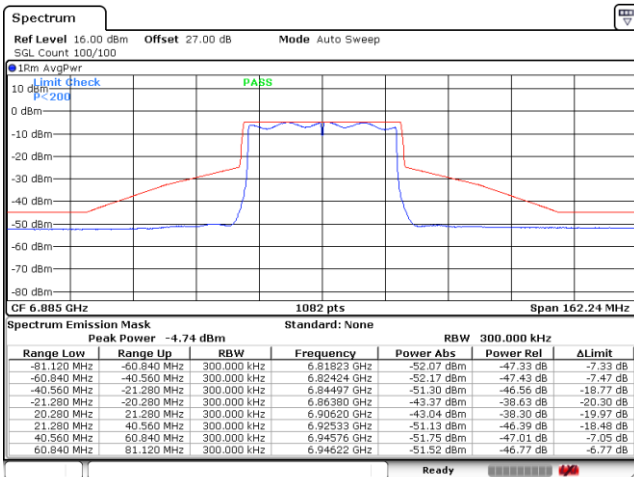
Date: 26.MAY.2023 14:51:09

Plot on Channel 6845MHz



Date: 26.MAY.2023 14:53:52

Plot on Channel 6885MHz

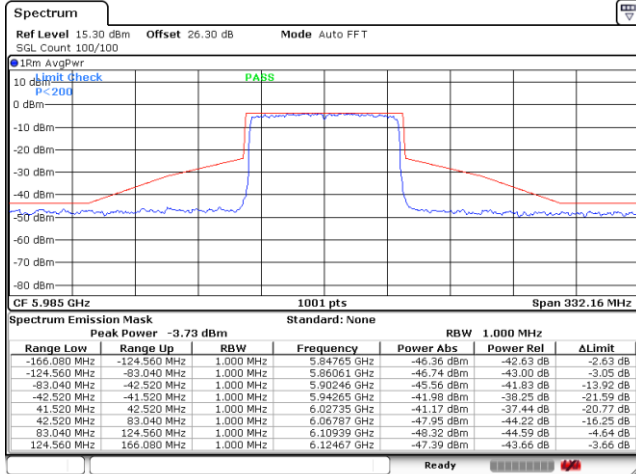


Date: 26.MAY.2023 14:56:11



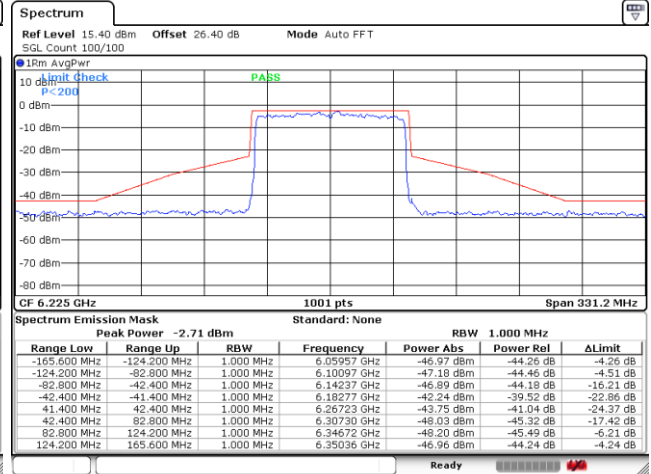
EUT Mode : 802.11ax HE80 Full RU

Plot on Channel 5985MHz



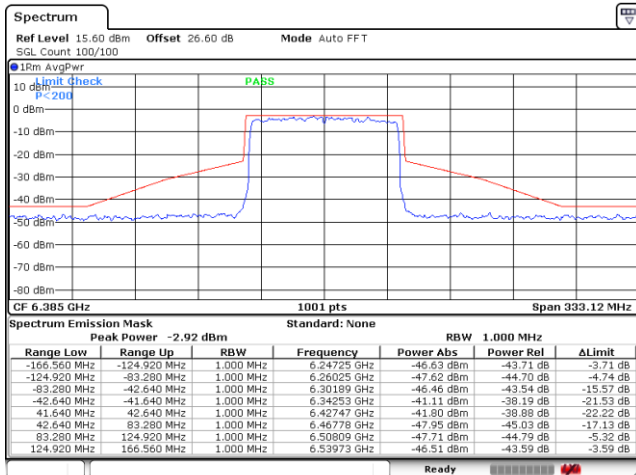
Date: 26.MAY.2023 15:00:15

Plot on Channel 6225MHz



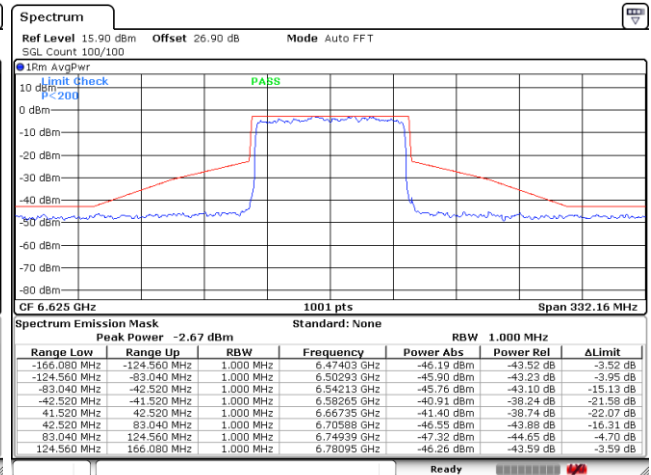
Date: 26.MAY.2023 15:02:43

Plot on Channel 6385MHz



Date: 26.MAY.2023 15:05:59

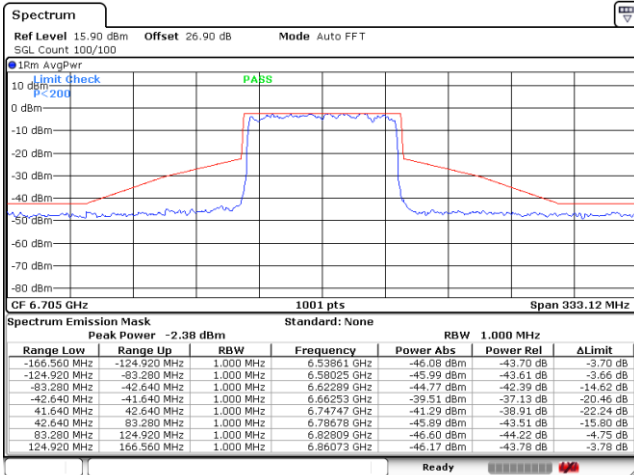
Plot on Channel 6625MHz



Date: 26.MAY.2023 15:12:44

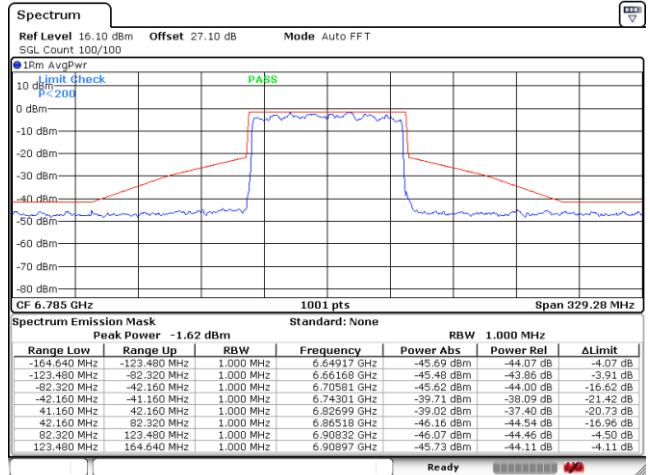


Plot on Channel 6705MHz



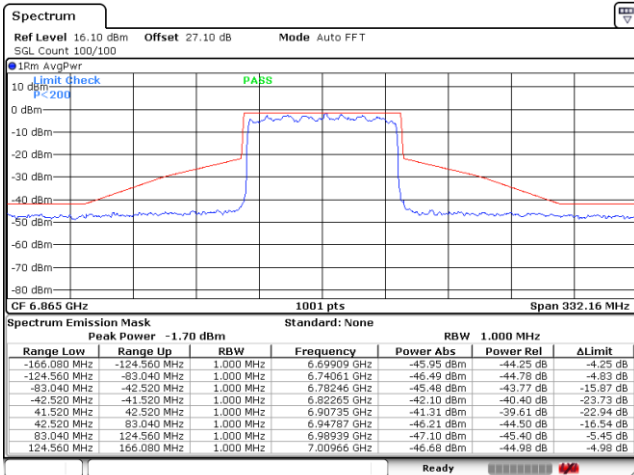
Date: 26.MAY.2023 15:18:53

Plot on Channel 6785MHz



Date: 26.MAY.2023 15:21:56

Plot on Channel 6865MHz

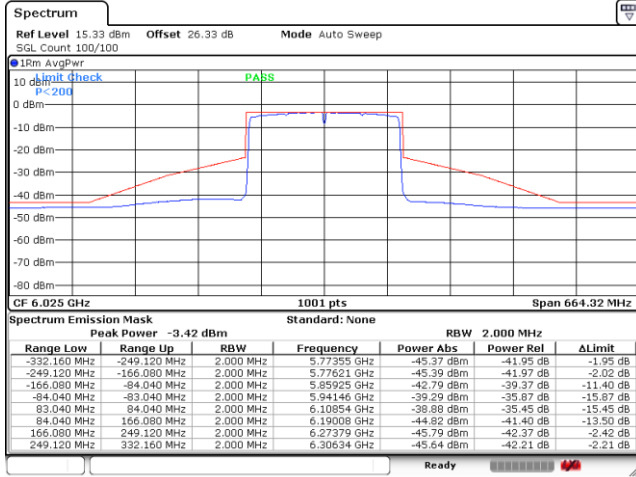


Date: 26.MAY.2023 15:24:35



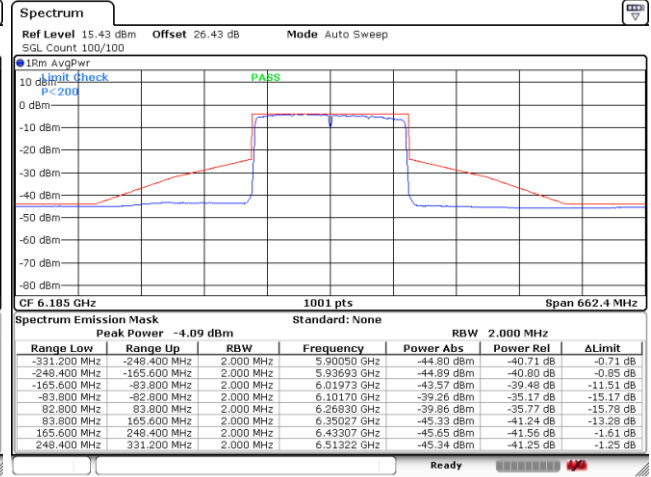
EUT Mode : 802.11ax HE160 Full RU

Plot on Channel 6025MHz



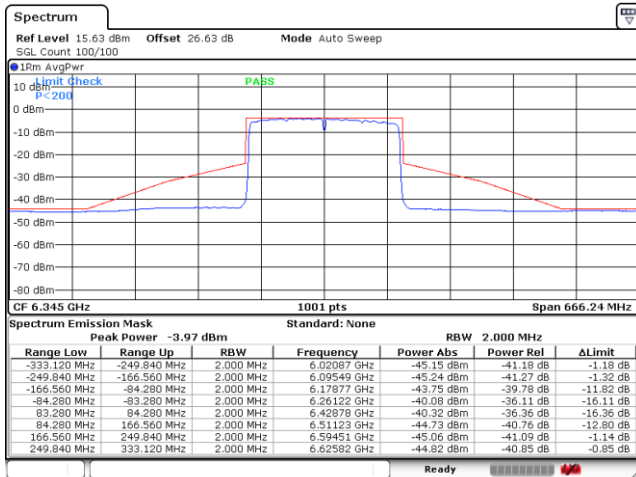
Date: 26.MAY.2023 15:29:07

Plot on Channel 6185MHz



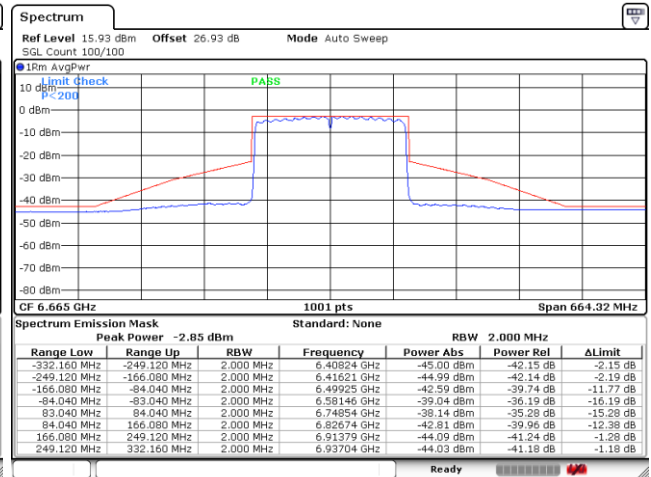
Date: 26.MAY.2023 15:31:38

Plot on Channel 6345MHz



Date: 26.MAY.2023 15:33:49

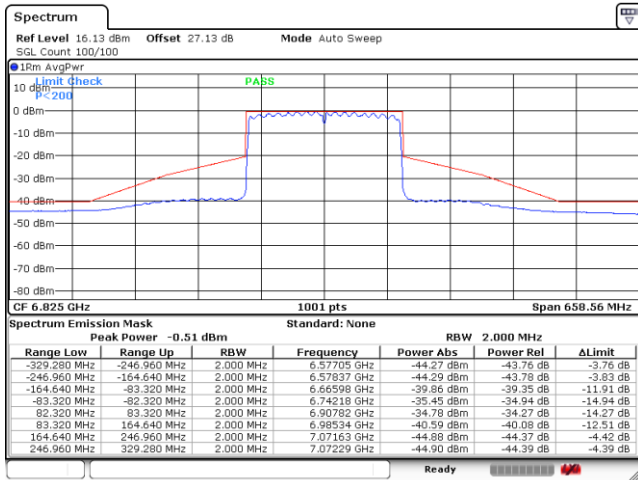
Plot on Channel 6665MHz



Date: 26.MAY.2023 15:36:18



Plot on Channel 6825MHz



Date: 26.MAY.2023 15:30:36



3.5 Unwanted Emissions Measurement

This section is to measure unwanted emissions through radiated measurement for band edge spurious emissions and out of band emissions measurement.

3.5.1 Limit of Unwanted Emissions

- (1) For transmitters operating within the 5.925-7.125 GHz band: Any emissions outside of the 5.925-7.125 GHz band must not exceed an e.i.r.p. of -27 dBm/MHz.

| EIRP (dBm) | Field Strength at 3m (dBµV/m) |
|------------|-------------------------------|
| - 27 (RMS) | 68.3 |
| - 7 (Peak) | 88.3 |

According 987594 D02 U-NII 6GHz EMC Measurement v01 section G:

Unwanted emissions outside of restricted bands are measured with a RMS detector.

In addition, 15.35(b) applies where the peak emissions must be limited to no more than 20 dB above the average limit

- (2) Unwanted spurious emissions fallen in restricted bands shall comply with the general field strength limits as below table:

| Frequency (MHz) | Field Strength (microvolts/meter) | Measurement Distance (meters) |
|-----------------|-----------------------------------|-------------------------------|
| 0.009 – 0.490 | 2400/F(kHz) | 300 |
| 0.490 – 1.705 | 24000/F(kHz) | 30 |
| 1.705 – 30.0 | 30 | 30 |
| 30 – 88 | 100 | 3 |
| 88 – 216 | 150 | 3 |
| 216 - 960 | 200 | 3 |
| Above 960 | 500 | 3 |

Note: The following formula is used to convert the EIRP to field strength.

$$E = \frac{1000000\sqrt{30P}}{3} \mu\text{V/m, where P is the eirp (Watts)}$$

3.5.2 Measuring Instruments

Please refer to the measuring equipment list in this test report.

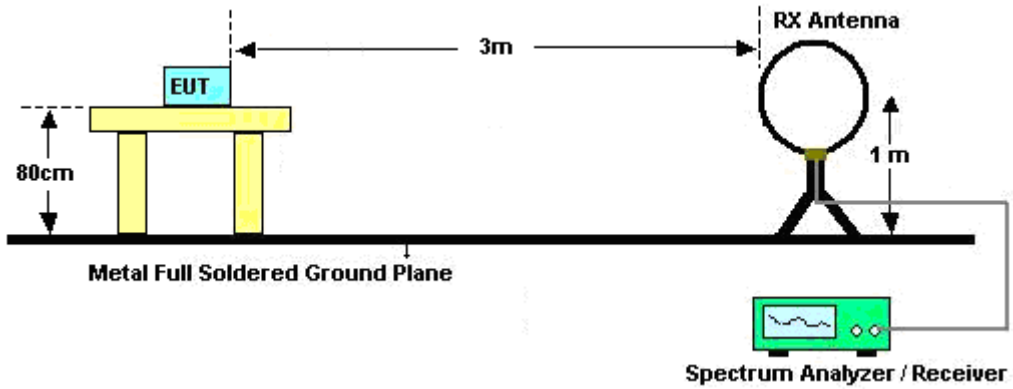


3.5.3 Test Procedures

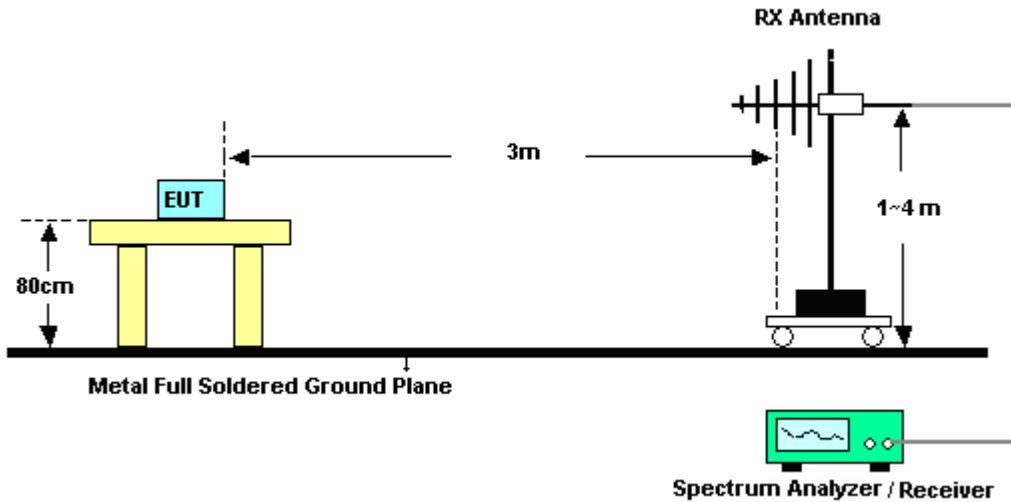
1. The testing follows FCC KDB 789033 D02 General UNII Test Procedures New Rules v02r01. Section G) Unwanted emissions measurement.
 - (1) Procedure for Unwanted Emissions Measurements Below 1000MHz
 - RBW = 120 kHz
 - VBW = 300 kHz
 - Detector = Peak
 - Trace mode = max hold
 - (2) Procedure for Peak Unwanted Emissions Measurements Above 1000 MHz
 - RBW = 1 MHz
 - VBW \geq 3 MHz
 - Detector = Peak
 - Sweep time = auto
 - Trace mode = max hold
 - (3) Procedures for Average Unwanted Emissions Measurements Above 1000MHz
 - RBW = 1 MHz
 - VBW = 10 Hz, when duty cycle is no less than 98 percent.
 - VBW \geq 1/T, when duty cycle is less than 98 percent where T is the minimum transmission duration over which the transmitter is on and is transmitting at its maximum power control level for the tested mode of operation.
2. The EUT is placed on a turntable with 0.8 meter for frequency below 1 GHz and 1.5 meter for frequency above 1 GHz respectively above ground.
3. The EUT is set 3 meters away from the receiving antenna which is mounted on the top of a variable height antenna tower.
4. The antenna is a broadband antenna and its height is adjusted between one meter and four meters above ground to find the maximum value of the field strength for both horizontal polarization and vertical polarization of the antenna.
5. For each suspected emission, the EUT is arranged to its worst case and then adjust the antenna tower (from 1 m to 4 m) and turntable (from 0 degree to 360 degrees) to find the maximum reading.
6. Radiated testing below 1 GHz is performed by adjusting the antenna tower from 1 m to 4 m and by rotating the turn table from 0 degree to 360 degrees to find the peak maximum hold reading. When there is no suspected emission found and the emission level is with at least 6 dB margin against QP limit line, the position is marked as “-“.
7. Radiated testing above 1 GHz is performed by adjusting the antenna tower from 1 m to 4 m and by rotating the turn table from 0 degree to 360 degrees to find the peak maximum hold reading for scanning all frequencies. When there is no suspected emission found and the harmonic emission level is with at least 6 dB margin against average limit line, the position is marked as “-“..

3.5.4 Test Setup

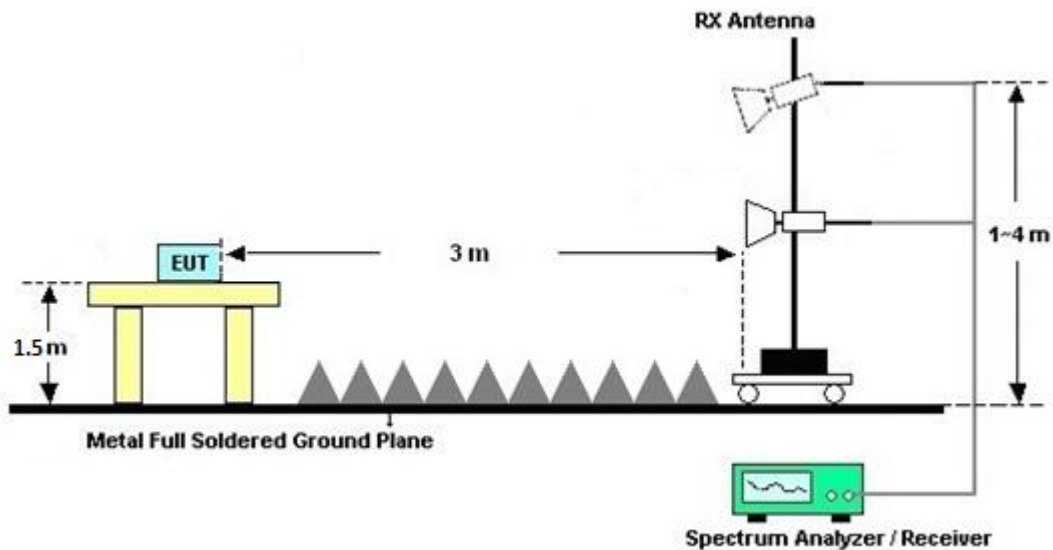
For radiated emissions below 30MHz



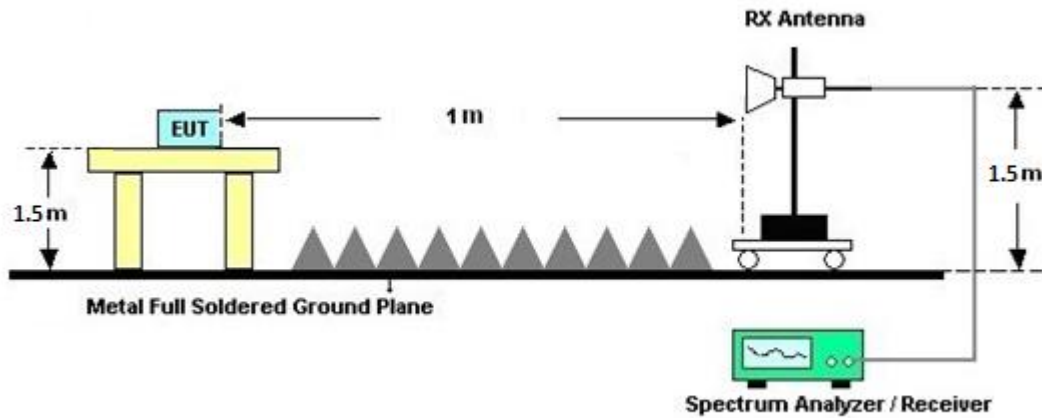
For radiated emissions from 30MHz to 1GHz



For radiated test from 1GHz to 18GHz



For radiated test above 18GHz



3.5.5 Test Results of Radiated Spurious Emissions (9 kHz ~ 30 MHz)

The low frequency, which starts from 9 kHz to 30 MHz, is pre-scanned and the result which is 20 dB lower than the limit line is not reported.

There is adequate comparison measurement of both open-field test site and alternative test site - semi-Anechoic chamber according to 414788 D01 Radiated Test Site v01r01, and the result came out very similar.

3.5.6 Test Result of Radiated Spurious at Band Edges

Please refer to Appendix C and D.

3.5.7 Duty Cycle

Please refer to Appendix E.

3.5.8 Test Result of Radiated Spurious Emissions (30MHz ~ 10th Harmonic)

Please refer to Appendix C and D.



3.6 AC Conducted Emission Measurement

3.6.1 Limit of AC Conducted Emission

For equipment that is designed to be connected to the public utility (AC) power line, the radio frequency voltage that is conducted back onto the AC power line on any frequency or frequencies within the band 150 kHz to 30 MHz shall not exceed the limits in the following table.

| Frequency of emission (MHz) | Conducted limit (dB μ V) | |
|-----------------------------|------------------------------|-----------|
| | Quasi-peak | Average |
| 0.15-0.5 | 66 to 56* | 56 to 46* |
| 0.5-5 | 56 | 46 |
| 5-30 | 60 | 50 |

*Decreases with the logarithm of the frequency.

3.6.2 Measuring Instruments

Please refer to the measuring equipment list in this test report.

3.6.3 Test Procedures

1. The EUT is placed 0.4 meter away from the conducting wall of the shielding room, and is kept at least 80 centimeters from any other grounded conducting surface.
2. Connect EUT to the power mains through a line impedance stabilization network (LISN).
3. All the support units are connecting to the other LISN.
4. The LISN provides 50 ohm coupling impedance for the measuring instrument.
5. The FCC states that a 50 ohm, 50 microhenry LISN should be used.
6. Both Line and Neutral shall be tested in order to find out the maximum conducted emission.
7. The frequency range from 150 kHz to 30 MHz is scanned.
8. Set the test-receiver system to Peak Detect Function and specified bandwidth with Maximum Hold Mode.

3.6.4 Test Setup



3.6.5 Test Result of AC Conducted Emission

Please refer to Appendix B.



3.7 Antenna Requirements

3.7.1 Standard Applicable

The use of a permanently attached antenna or of an antenna that uses a unique coupling to the intentional radiator shall be considered sufficient to comply with the rule.

3.7.2 Antenna Anti-Replacement Construction

An embedded-in antenna design is used.



4 List of Measuring Equipment

| Instrument | Brand Name | Model No. | Serial No. | Characteristics | Calibration Date | Test Date | Due Date | Remark |
|----------------------|-------------------|---------------------------------|--------------------------------|----------------------------------|------------------|--------------------------------|---------------|--------------------------|
| Hygrometer | TECPEL | DTM-303A | TP201996 | N/A | Nov. 17, 2022 | May 02, 2023~ Jul. 20, 2023 | Nov. 16, 2023 | Conducted (TH05-HY) |
| Power Sensor | Raditeq | RPR3008W | RPR8W-23010 01(NO:146) | 10MHz~8GHz | Feb. 07, 2023 | May 02, 2023~ Jul. 20, 2023 | Feb. 06, 2024 | Conducted (TH05-HY) |
| Signal Analyzer | Rohde & Schwarz | FSV40 | 101905 | 10Hz - 40GHz(amp) | Aug. 03, 2022 | May 02, 2023~ Jul. 20, 2023 | Aug. 02, 2023 | Conducted (TH05-HY) |
| EMI Test Receiver | Keysight | N9038A | MY59053012 | N/A | Nov. 18, 2022 | May 11, 2023~ May 22, 2023 | Nov. 17, 2023 | Radiation (03CH20-HY) |
| Loop Antenna | Rohde & Schwarz | HFH2-Z2 | 100488 | 9 kHz~30 MHz | Sep. 20, 2022 | May 11, 2023~ May 22, 2023 | Sep. 19, 2023 | Radiation (03CH20-HY) |
| Preamplifier | EMEC | EM18G40G | 060715 | 18GHz~40GHz | Dec. 07, 2022 | May 11, 2023~ May 22, 2023 | Dec. 06, 2023 | Radiation (03CH20-HY) |
| Controller | ChainTek | 3000-1 | N/A | Control Turn table & Ant Mast | N/A | May 11, 2023~ May 22, 2023 | N/A | Radiation (03CH20-HY) |
| Antenna Mast | ChainTek | MBS-520-1 | N/A | 1m~4m | N/A | May 11, 2023~ May 22, 2023 | N/A | Radiation (03CH20-HY) |
| Turn Table | ChainTek | T-200-S-1 | N/A | 0~360 Degree | N/A | May 11, 2023~ May 22, 2023 | N/A | Radiation (03CH20-HY) |
| Signal Analyzer | Keysight | N9010B | MY60240520 | N/A | Dec. 22, 2022 | May 11, 2023~ May 22, 2023 | Dec. 21, 2023 | Radiation (03CH20-HY) |
| Bilog Antenna | TESEQ | CBL 6111D&00802N1 D01N-06 | 55606 & 08 | 30MHz~1GHz | Oct. 22, 2022 | May 11, 2023~ May 22, 2023 | Oct. 21, 2023 | Radiation (03CH20-HY) |
| Horn Antenna | SCHWARZBE CK | BBHA 9120 D | 02360 | 1GHz-18GHz | Nov. 04, 2022 | May 11, 2023~ May 22, 2023 | Nov. 03, 2023 | Radiation (03CH20-HY) |
| SHF-EHF Horn Antenna | SCHWARZBE CK | BBHA 9170 | 1223 | 18GHz-40GHz | Jul. 07, 2022 | May 11, 2023~ May 22, 2023 | Jul. 06, 2023 | Radiation (03CH20-HY) |
| Preamplifier | COM-POWER | PAM-103 | 18020201 | 1MHz-1000MHz | Jan. 02, 2023 | May 11, 2023~ May 22, 2023 | Jan. 01, 2024 | Radiation (03CH20-HY) |
| Amplifier | EMCI | EMC118A45SE | 980792 | N/A | Nov. 14, 2022 | May 11, 2023~ May 22, 2023 | Nov. 13, 2023 | Radiation (03CH20-HY) |
| RF Cable | HUBER + SUHNER | SUCOFLEX 102 | 519229/2,8040 15/2,804027/2 | N/A | Jan. 18, 2023 | May 11, 2023~ May 22, 2023 | Jan. 17, 2024 | Radiation (03CH20-HY) |
| Hygrometer | TECPEL | DTM-303B | TP200728 | N/A | Mar. 28, 2023 | May 11, 2023~ May 22, 2023 | Mar. 27, 2024 | Radiation (03CH20-HY) |
| Software | Audix | N/A | RK-002156 | N/A | N/A | May 11, 2023~ May 22, 2023 | N/A | Radiation (03CH20-HY) |
| AC Power Source | ChainTek | APC-1000W | N/A | N/A | N/A | Apr. 24, 2023 | N/A | Conduction (CO05-HY) |
| EMI Test Receiver | Rohde & Schwarz | ESR3 | 102388 | 9kHz~3.6GHz | Dec. 01, 2022 | Apr. 24, 2023 | Nov. 30, 2023 | Conduction (CO05-HY) |
| Hygrometer | Testo | 608-H1 | 34913912 | N/A | Nov. 17, 2022 | Apr. 24, 2023 | Nov. 16, 2023 | Conduction (CO05-HY) |
| LISN | Rohde & Schwarz | ENV216 | 100081 | 9kHz~30MHz | Nov. 17, 2022 | Apr. 24, 2023 | Nov. 16, 2023 | Conduction (CO05-HY) |
| Software | Rohde & Schwarz | EMC32 | N/A | N/A | N/A | Apr. 24, 2023 | N/A | Conduction (CO05-HY) |
| Pulse Limiter | SCHWARZBE CK | VTSD 9561-F N | 00691 | N/A | Aug. 01, 2022 | Apr. 24, 2023 | Jul. 31, 2023 | Conduction (CO05-HY) |
| LISN Cable | MVE | RG-400 | 260260 | N/A | Dec. 29, 2022 | Apr. 24, 2023 | Dec. 28, 2023 | Conduction (CO05-HY) |



5 Measurement Uncertainty

Uncertainty of Conducted Emission Measurement (150 kHz ~ 30 MHz)

| | |
|-------------------------------------------------------------------------|---------|
| Measuring Uncertainty for a Level of Confidence of 95% ($U = 2Uc(y)$) | 3.50 dB |
|-------------------------------------------------------------------------|---------|

Uncertainty of Radiated Emission Measurement (30 MHz ~ 1000 MHz)

| | |
|-------------------------------------------------------------------------|---------|
| Measuring Uncertainty for a Level of Confidence of 95% ($U = 2Uc(y)$) | 6.50 dB |
|-------------------------------------------------------------------------|---------|

Uncertainty of Radiated Emission Measurement (1000 MHz ~ 6000 MHz)

| | |
|-------------------------------------------------------------------------|---------|
| Measuring Uncertainty for a Level of Confidence of 95% ($U = 2Uc(y)$) | 4.30 dB |
|-------------------------------------------------------------------------|---------|

Uncertainty of Radiated Emission Measurement (6000 MHz ~ 18000 MHz)

| | |
|-------------------------------------------------------------------------|---------|
| Measuring Uncertainty for a Level of Confidence of 95% ($U = 2Uc(y)$) | 4.80 dB |
|-------------------------------------------------------------------------|---------|

Uncertainty of Radiated Emission Measurement (18000 MHz ~ 40000 MHz)

| | |
|-------------------------------------------------------------------------|---------|
| Measuring Uncertainty for a Level of Confidence of 95% ($U = 2Uc(y)$) | 5.40 dB |
|-------------------------------------------------------------------------|---------|

Appendix A. Test Result of Conducted Test Items

| | | | | |
|----------------|-----------------------|--------------------|-------|----|
| Test Engineer: | Sylvia Li | Temperature: | 21~25 | °C |
| Test Date: | 2023/05/02~2023/07/20 | Relative Humidity: | 51~54 | % |

TEST RESULTS DATA
26dB and 99% OBW

| U-NII-5 MIMO | | | | | | | | | | |
|--------------|-----------|-----------------|-----|-------------|---------------------|-------|-----------------------|-------|--------------------------------|------------|
| Mod. | Data Rate | N _{TX} | CH. | Freq. (MHz) | 99% Bandwidth (MHz) | | 26 dB Bandwidth (MHz) | | Emission Bandwidth Limit (MHz) | Pass /Fail |
| | | | | | Ant 7 | Ant 8 | Ant 7 | Ant 8 | | |
| 11a | 6Mbps | 2 | 001 | 5955 | 16.48 | 16.43 | 19.62 | 19.44 | 320.00 | Pass |
| 11a | 6Mbps | 2 | 049 | 6195 | 16.43 | 16.43 | 19.68 | 19.62 | 320.00 | Pass |
| 11a | 6Mbps | 2 | 093 | 6415 | 16.48 | 16.38 | 19.62 | 19.68 | 320.00 | Pass |

TEST RESULTS DATA
EIRP Power Table

| U-NII-5 MIMO | | | | | | | | | | | | |
|--------------|-----------|-----|-----|-------------|-----------------------|-------|-------|----------|-------|------------------|------------------------|------------|
| Mod. | Data Rate | NTX | CH. | Freq. (MHz) | Conducted Power (dBm) | | | DG (dBi) | | EIRP Power (dBm) | EIRP Power Limit (dBm) | Pass /Fail |
| | | | | | Ant 7 | Ant 8 | SUM | Ant 7 | Ant 8 | | | |
| 11a | 6Mbps | 2 | 001 | 5955 | 13.40 | 14.10 | 16.77 | 3.01 | | 19.78 | 30.00 | Pass |
| 11a | 6Mbps | 2 | 049 | 6195 | 14.00 | 13.90 | 16.96 | 3.01 | | 19.97 | 30.00 | Pass |
| 11a | 6Mbps | 2 | 093 | 6415 | 13.70 | 14.00 | 16.86 | 3.01 | | 19.87 | 30.00 | Pass |

TEST RESULTS DATA
EIRP Power Spectral Density

| U-NII-5 MIMO | | | | | | | | | | | | | | |
|--------------|-----------|-----|-----|-------------|------------------|-------|----------------------------------------------------|-------|------|----------|-------|------------------------------|------------------------------------|------------|
| Mod. | Data Rate | NTX | CH. | Freq. (MHz) | Duty Factor (dB) | | Conducted Power Density with Duty Factor (dBm/MHz) | | | DG (dBi) | | EIRP Power Density (dBm/MHz) | EIRP Power Density Limit (dBm/MHz) | Pass /Fail |
| | | | | | Ant 7 | Ant 8 | Ant 7 | Ant 8 | SUM | Ant 7 | Ant 8 | SUM | | |
| 11a | 6Mbps | 2 | 001 | 5955 | 0.03 | 0.04 | | | 4.45 | | 5.55 | 10.01 | 17.00 | Pass |
| 11a | 6Mbps | 2 | 049 | 6195 | 0.03 | 0.04 | | | 4.29 | | 5.55 | 9.84 | 17.00 | Pass |
| 11a | 6Mbps | 2 | 093 | 6415 | 0.03 | 0.04 | | | 4.86 | | 5.55 | 10.41 | 17.00 | Pass |

TEST RESULTS DATA
26dB and 99% OBW

| U-NII-7 MIMO | | | | | | | | | | |
|--------------|-----------|-----------------|-----|-------------|---------------------|-------|-----------------------|-------|--------------------------------|------------|
| Mod. | Data Rate | N _{TX} | CH. | Freq. (MHz) | 99% Bandwidth (MHz) | | 26 dB Bandwidth (MHz) | | Emission Bandwidth Limit (MHz) | Pass /Fail |
| | | | | | Ant 7 | Ant 8 | Ant 7 | Ant 8 | | |
| 11a | 6Mbps | 2 | 117 | 6535 | 16.48 | 16.38 | 19.50 | 19.50 | 320.00 | Pass |
| 11a | 6Mbps | 2 | 149 | 6695 | 16.48 | 16.38 | 19.86 | 19.62 | 320.00 | Pass |
| 11a | 6Mbps | 2 | 181 | 6855 | 16.48 | 16.38 | 19.62 | 19.32 | 320.00 | Pass |

TEST RESULTS DATA
EIRP Power Table

| U-NII-7 MIMO | | | | | | | | | | | | |
|--------------|-----------|-----|-----|-------------|-----------------------|-------|-------|----------|-------|------------------|------------------------|------------|
| Mod. | Data Rate | NTX | CH. | Freq. (MHz) | Conducted Power (dBm) | | | DG (dBi) | | EIRP Power (dBm) | EIRP Power Limit (dBm) | Pass /Fail |
| | | | | | Ant 7 | Ant 8 | SUM | Ant 7 | Ant 8 | | | |
| 11a | 6Mbps | 2 | 117 | 6535 | 13.20 | 13.80 | 16.52 | 1.63 | | 18.15 | 30.00 | Pass |
| 11a | 6Mbps | 2 | 149 | 6695 | 12.90 | 13.90 | 16.44 | 1.63 | | 18.07 | 30.00 | Pass |
| 11a | 6Mbps | 2 | 181 | 6855 | 13.10 | 14.00 | 16.58 | 1.63 | | 18.21 | 30.00 | Pass |

TEST RESULTS DATA
EIRP Power Spectral Density

| U-NII-7 MIMO | | | | | | | | | | | | | | |
|--------------|-----------|-----|-----|-------------|------------------|-------|----------------------------------------------------|-------|------|----------|-------|------------------------------|------------------------------------|------------|
| Mod. | Data Rate | NTX | CH. | Freq. (MHz) | Duty Factor (dB) | | Conducted Power Density with Duty Factor (dBm/MHz) | | | DG (dBi) | | EIRP Power Density (dBm/MHz) | EIRP Power Density Limit (dBm/MHz) | Pass /Fail |
| | | | | | Ant 7 | Ant 8 | Ant 7 | Ant 8 | SUM | Ant 7 | Ant 8 | SUM | | |
| 11a | 6Mbps | 2 | 117 | 6535 | 0.05 | 0.05 | | | 5.26 | 4.45 | 9.70 | 17.00 | Pass | |
| 11a | 6Mbps | 2 | 149 | 6695 | 0.05 | 0.05 | | | 5.22 | 4.45 | 9.67 | 17.00 | Pass | |
| 11a | 6Mbps | 2 | 181 | 6855 | 0.05 | 0.05 | | | 5.16 | 4.45 | 9.61 | 17.00 | Pass | |

TEST RESULTS DATA
26dB and 99% OBW

| U-NII-5 MIMO | | | | | | | | | | | |
|--------------|-----------|-----|-----|-------------|------------|---------------------|--------|-----------------------|--------|--------------------------------|------------|
| Mod. | Data Rate | NTx | CH. | Freq. (MHz) | RU Config. | 99% Bandwidth (MHz) | | 26 dB Bandwidth (MHz) | | Emission Bandwidth Limit (MHz) | Pass /Fail |
| | | | | | | Ant 7 | Ant 8 | Ant 7 | Ant 8 | | |
| HE20 | MCS0 | 2 | 001 | 5955 | Full | 18.93 | 18.93 | 21.18 | 21.30 | 320.00 | Pass |
| HE20 | MCS0 | 2 | 049 | 6195 | Full | 18.93 | 18.93 | 21.24 | 21.18 | 320.00 | Pass |
| HE20 | MCS0 | 2 | 093 | 6415 | Full | 18.93 | 18.98 | 21.42 | 21.12 | 320.00 | Pass |
| HE40 | MCS0 | 2 | 003 | 5965 | Full | 37.96 | 37.96 | 40.56 | 40.32 | 320.00 | Pass |
| HE40 | MCS0 | 2 | 051 | 6205 | Full | 37.96 | 37.96 | 40.80 | 40.56 | 320.00 | Pass |
| HE40 | MCS0 | 2 | 091 | 6405 | Full | 37.96 | 37.96 | 40.56 | 40.68 | 320.00 | Pass |
| HE80 | MCS0 | 2 | 007 | 5985 | Full | 77.32 | 77.32 | 83.28 | 83.04 | 320.00 | Pass |
| HE80 | MCS0 | 2 | 055 | 6225 | Full | 77.20 | 77.20 | 82.56 | 82.80 | 320.00 | Pass |
| HE80 | MCS0 | 2 | 087 | 6385 | Full | 77.20 | 77.32 | 83.04 | 83.28 | 320.00 | Pass |
| HE160 | MCS0 | 2 | 015 | 6025 | Full | 156.80 | 156.32 | 167.04 | 166.08 | 320.00 | Pass |
| HE160 | MCS0 | 2 | 047 | 6185 | Full | 156.32 | 156.32 | 166.56 | 165.60 | 320.00 | Pass |
| HE160 | MCS0 | 2 | 079 | 6345 | Full | 156.56 | 156.32 | 166.08 | 166.56 | 320.00 | Pass |

TEST RESULTS DATA
EIRP Power Table

| U-NII-5 MIMO | | | | | | | | | | | | | |
|--------------|-----------|-----|-----|-------------|------------|-----------------------|-------|-------|----------|-------|------------------|------------------------|------------|
| Mod. | Data Rate | NTX | CH. | Freq. (MHz) | RU Config. | Conducted Power (dBm) | | | DG (dBi) | | EIRP Power (dBm) | EIRP Power Limit (dBm) | Pass /Fail |
| | | | | | | Ant 7 | Ant 8 | SUM | Ant 7 | Ant 8 | SUM | | |
| HE20 | MCS0 | 2 | 001 | 5955 | Full | 13.50 | 14.10 | 16.82 | 3.01 | 3.01 | 19.83 | 30.00 | Pass |
| HE20 | MCS0 | 2 | 001 | 5955 | 26/0 | 3.60 | 3.90 | 6.76 | 3.01 | | 9.77 | 30.00 | Pass |
| HE20 | MCS0 | 2 | 001 | 5955 | 52/37 | 6.90 | 7.10 | 10.01 | 3.01 | | 13.02 | 30.00 | Pass |
| HE20 | MCS0 | 2 | 001 | 5955 | 106/53 | 9.90 | 10.00 | 12.96 | 3.01 | | 15.97 | 30.00 | Pass |
| HE20 | MCS0 | 2 | 049 | 6195 | Full | 14.10 | 13.70 | 16.91 | 3.01 | | 19.92 | 30.00 | Pass |
| HE20 | MCS0 | 2 | 049 | 6195 | 26/4 | 5.20 | 4.20 | 7.74 | 3.01 | | 10.75 | 30.00 | Pass |
| HE20 | MCS0 | 2 | 049 | 6195 | 52/38 | 7.00 | 6.00 | 9.54 | 3.01 | | 12.55 | 30.00 | Pass |
| HE20 | MCS0 | 2 | 049 | 6195 | 106/53 | 9.90 | 8.80 | 12.40 | 3.01 | | 15.41 | 30.00 | Pass |
| HE20 | MCS0 | 2 | 093 | 6415 | Full | 13.70 | 14.20 | 16.97 | 3.01 | | 19.98 | 30.00 | Pass |
| HE20 | MCS0 | 2 | 093 | 6415 | 26/8 | 3.70 | 3.80 | 6.76 | 3.01 | | 9.77 | 30.00 | Pass |
| HE20 | MCS0 | 2 | 093 | 6415 | 52/40 | 6.90 | 6.60 | 9.76 | 3.01 | | 12.77 | 30.00 | Pass |
| HE20 | MCS0 | 2 | 093 | 6415 | 106/54 | 10.10 | 10.00 | 13.06 | 3.01 | | 16.07 | 30.00 | Pass |
| HE40 | MCS0 | 2 | 003 | 5965 | Full | 13.70 | 14.30 | 17.02 | 3.01 | | 20.03 | 30.00 | Pass |
| HE40 | MCS0 | 2 | 003 | 5965 | 242/61 | 10.70 | 11.50 | 14.13 | 3.01 | | 17.14 | 30.00 | Pass |
| HE40 | MCS0 | 2 | 051 | 6205 | Full | 14.10 | 14.00 | 17.06 | 3.01 | | 20.07 | 30.00 | Pass |
| HE40 | MCS0 | 2 | 051 | 6205 | 242/61 | 10.40 | 10.50 | 13.46 | 3.01 | | 16.47 | 30.00 | Pass |
| HE40 | MCS0 | 2 | 091 | 6405 | Full | 13.70 | 14.00 | 16.86 | 3.01 | | 19.87 | 30.00 | Pass |
| HE40 | MCS0 | 2 | 091 | 6405 | 242/62 | 10.90 | 11.30 | 14.11 | 3.01 | | 17.12 | 30.00 | Pass |
| HE80 | MCS0 | 2 | 007 | 5985 | Full | 13.50 | 14.40 | 16.98 | 3.01 | | 19.99 | 30.00 | Pass |
| HE80 | MCS0 | 2 | 007 | 5985 | 484/65 | 10.50 | 11.40 | 13.98 | 3.01 | | 16.99 | 30.00 | Pass |
| HE80 | MCS0 | 2 | 055 | 6225 | Full | 13.90 | 14.30 | 17.11 | 3.01 | | 20.12 | 30.00 | Pass |
| HE80 | MCS0 | 2 | 055 | 6225 | 484/65 | 10.30 | 10.80 | 13.57 | 3.01 | | 16.58 | 30.00 | Pass |
| HE80 | MCS0 | 2 | 087 | 6385 | Full | 13.50 | 14.10 | 16.82 | 3.01 | | 19.83 | 30.00 | Pass |
| HE80 | MCS0 | 2 | 087 | 6385 | 484/66 | 10.20 | 10.30 | 13.26 | 3.01 | | 16.27 | 30.00 | Pass |
| HE160 | MCS0 | 2 | 015 | 6025 | Full | 13.70 | 14.50 | 17.13 | 3.01 | | 20.14 | 30.00 | Pass |
| HE160 | MCS0 | 2 | 015 | 6025 | 996/67 | 11.00 | 11.70 | 14.37 | 3.01 | | 17.38 | 30.00 | Pass |
| HE160 | MCS0 | 2 | 047 | 6185 | Full | 13.70 | 13.80 | 16.76 | 3.01 | | 19.77 | 30.00 | Pass |
| HE160 | MCS0 | 2 | 047 | 6185 | 996/67 | 10.50 | 10.80 | 13.66 | 3.01 | | 16.67 | 30.00 | Pass |
| HE160 | MCS0 | 2 | 079 | 6345 | Full | 13.80 | 14.00 | 16.91 | 3.01 | | 19.92 | 30.00 | Pass |
| HE160 | MCS0 | 2 | 079 | 6345 | 996/S67 | 10.10 | 10.00 | 13.06 | 3.01 | | 16.07 | 30.00 | Pass |

TEST RESULTS DATA
EIRP Power Spectral Density

| U-NII-5 MIMO | | | | | | | | | | | | | | | |
|--------------|-----------|-----|-----|-------------|------------|------------------|-------|----------------------------------------------------|-------|-------|----------|-------|------------------------------|------------------------------------|------------|
| Mod. | Data Rate | NTx | CH. | Freq. (MHz) | RU Config. | Duty Factor (dB) | | Conducted Power Density with Duty Factor (dBm/MHz) | | | DG (dBi) | | EIRP Power Density (dBm/MHz) | EIRP Power Density Limit (dBm/MHz) | Pass /Fail |
| | | | | | | Ant 7 | Ant 8 | Ant 7 | Ant 8 | SUM | Ant 7 | Ant 8 | SUM | | |
| HE20 | MCS0 | 2 | 001 | 5955 | Full | 0.23 | 0.23 | | | 4.31 | 5.55 | 9.86 | 17.00 | Pass | |
| HE20 | MCS0 | 2 | 001 | 5955 | 26/0 | 0.61 | 0.62 | | | 3.92 | 5.55 | 9.48 | 17.00 | Pass | |
| HE20 | MCS0 | 2 | 001 | 5955 | 52/37 | 0.60 | 0.64 | | | 4.12 | 5.55 | 9.67 | 17.00 | Pass | |
| HE20 | MCS0 | 2 | 001 | 5955 | 106/53 | 0.65 | 0.69 | | | 4.17 | 5.55 | 9.73 | 17.00 | Pass | |
| HE20 | MCS0 | 2 | 049 | 6195 | Full | 0.23 | 0.23 | | | 4.01 | 5.55 | 9.57 | 17.00 | Pass | |
| HE20 | MCS0 | 2 | 049 | 6195 | 26/4 | 0.61 | 0.62 | | | 3.87 | 5.55 | 9.42 | 17.00 | Pass | |
| HE20 | MCS0 | 2 | 049 | 6195 | 52/38 | 0.60 | 0.64 | | | 3.81 | 5.55 | 9.36 | 17.00 | Pass | |
| HE20 | MCS0 | 2 | 049 | 6195 | 106/53 | 0.65 | 0.69 | | | 3.58 | 5.55 | 9.14 | 17.00 | Pass | |
| HE20 | MCS0 | 2 | 093 | 6415 | Full | 0.23 | 0.23 | | | 4.56 | 5.55 | 10.11 | 17.00 | Pass | |
| HE20 | MCS0 | 2 | 093 | 6415 | 26/8 | 0.61 | 0.62 | | | 4.22 | 5.55 | 9.77 | 17.00 | Pass | |
| HE20 | MCS0 | 2 | 093 | 6415 | 52/40 | 0.60 | 0.64 | | | 4.27 | 5.55 | 9.82 | 17.00 | Pass | |
| HE20 | MCS0 | 2 | 093 | 6415 | 106/54 | 0.65 | 0.69 | | | 4.37 | 5.55 | 9.92 | 17.00 | Pass | |
| HE40 | MCS0 | 2 | 003 | 5965 | Full | 0.20 | 0.20 | | | 1.83 | 5.55 | 7.38 | 17.00 | Pass | |
| HE40 | MCS0 | 2 | 003 | 5965 | 242/61 | 0.02 | 0.03 | | | 1.39 | 5.55 | 6.94 | 17.00 | Pass | |
| HE40 | MCS0 | 2 | 051 | 6205 | Full | 0.20 | 0.20 | | | 1.24 | 5.55 | 6.79 | 17.00 | Pass | |
| HE40 | MCS0 | 2 | 051 | 6205 | 242/61 | 0.02 | 0.03 | | | 0.73 | 5.55 | 6.28 | 17.00 | Pass | |
| HE40 | MCS0 | 2 | 091 | 6405 | Full | 0.20 | 0.20 | | | 1.75 | 5.55 | 7.31 | 17.00 | Pass | |
| HE40 | MCS0 | 2 | 091 | 6405 | 242/62 | 0.02 | 0.03 | | | 1.55 | 5.55 | 7.10 | 17.00 | Pass | |
| HE80 | MCS0 | 2 | 007 | 5985 | Full | 0.26 | 0.26 | | | -1.18 | 5.55 | 4.37 | 17.00 | Pass | |
| HE80 | MCS0 | 2 | 007 | 5985 | 484/65 | 0.03 | 0.03 | | | -1.37 | 5.55 | 4.19 | 17.00 | Pass | |
| HE80 | MCS0 | 2 | 055 | 6225 | Full | 0.26 | 0.26 | | | -1.38 | 5.55 | 4.17 | 17.00 | Pass | |
| HE80 | MCS0 | 2 | 055 | 6225 | 484/65 | 0.03 | 0.03 | | | -1.75 | 5.55 | 3.80 | 17.00 | Pass | |
| HE80 | MCS0 | 2 | 087 | 6385 | Full | 0.26 | 0.26 | | | -1.30 | 5.55 | 4.25 | 17.00 | Pass | |
| HE80 | MCS0 | 2 | 087 | 6385 | 484/66 | 0.03 | 0.03 | | | -1.79 | 5.55 | 3.76 | 17.00 | Pass | |
| HE160 | MCS0 | 2 | 015 | 6025 | Full | 0.21 | 0.21 | | | -3.97 | 5.55 | 1.59 | 17.00 | Pass | |
| HE160 | MCS0 | 2 | 015 | 6025 | 996/67 | 0.10 | 0.10 | | | -4.07 | 5.55 | 1.49 | 17.00 | Pass | |
| HE160 | MCS0 | 2 | 047 | 6185 | Full | 0.21 | 0.21 | | | -4.50 | 5.55 | 1.05 | 17.00 | Pass | |
| HE160 | MCS0 | 2 | 047 | 6185 | 996/67 | 0.10 | 0.10 | | | -4.70 | 5.55 | 0.86 | 17.00 | Pass | |
| HE160 | MCS0 | 2 | 079 | 6345 | Full | 0.21 | 0.21 | | | -4.52 | 5.55 | 1.04 | 17.00 | Pass | |
| HE160 | MCS0 | 2 | 079 | 6345 | 996/S67 | 0.10 | 0.10 | | | -4.91 | 5.55 | 0.64 | 17.00 | Pass | |

TEST RESULTS DATA
26dB and 99% OBW

| U-NII-7 MIMO | | | | | | | | | | | |
|--------------|-----------|-----|-----|-------------|------------|---------------------|--------|-----------------------|--------|--------------------------------|------------|
| Mod. | Data Rate | NTx | CH. | Freq. (MHz) | RU Config. | 99% Bandwidth (MHz) | | 26 dB Bandwidth (MHz) | | Emission Bandwidth Limit (MHz) | Pass /Fail |
| | | | | | | Ant 7 | Ant 8 | Ant 7 | Ant 8 | | |
| HE20 | MCS0 | 2 | 117 | 6535 | Full | 18.93 | 18.93 | 21.30 | 21.42 | 320.00 | Pass |
| HE20 | MCS0 | 2 | 149 | 6695 | Full | 18.93 | 18.93 | 21.54 | 21.24 | 320.00 | Pass |
| HE20 | MCS0 | 2 | 181 | 6855 | Full | 18.88 | 19.03 | 21.36 | 21.54 | 320.00 | Pass |
| HE40 | MCS0 | 2 | 123 | 6565 | Full | 37.96 | 38.06 | 40.80 | 40.80 | 320.00 | Pass |
| HE40 | MCS0 | 2 | 147 | 6685 | Full | 38.06 | 38.06 | 40.80 | 40.68 | 320.00 | Pass |
| HE40 | MCS0 | 2 | 179 | 6845 | Full | 37.96 | 38.16 | 40.32 | 40.20 | 320.00 | Pass |
| HE80 | MCS0 | 2 | 135 | 6625 | Full | 77.20 | 77.20 | 82.80 | 83.04 | 320.00 | Pass |
| HE80 | MCS0 | 2 | 151 | 6705 | Full | 77.32 | 77.32 | 83.28 | 83.28 | 320.00 | Pass |
| HE80 | MCS0 | 2 | 167 | 6785 | Full | 77.20 | 77.32 | 82.80 | 82.32 | 320.00 | Pass |
| HE160 | MCS0 | 2 | 143 | 6665 | Full | 156.56 | 156.32 | 167.52 | 166.08 | 320.00 | Pass |

TEST RESULTS DATA
EIRP Power Table

| U-NII-7 MIMO | | | | | | | | | | | | | |
|--------------|-----------|-----|-----|-------------|------------|-----------------------|-------|-------|----------|-------|------------------|------------------------|------------|
| Mod. | Data Rate | NTX | CH. | Freq. (MHz) | RU Config. | Conducted Power (dBm) | | | DG (dBi) | | EIRP Power (dBm) | EIRP Power Limit (dBm) | Pass /Fail |
| | | | | | | Ant 7 | Ant 8 | SUM | Ant 7 | Ant 8 | SUM | | |
| HE20 | MCS0 | 2 | 117 | 6535 | Full | 13.70 | 14.00 | 16.86 | 1.63 | | 18.49 | 30.00 | Pass |
| HE20 | MCS0 | 2 | 117 | 6535 | 26/0 | 3.40 | 4.80 | 7.17 | 1.63 | | 8.80 | 30.00 | Pass |
| HE20 | MCS0 | 2 | 117 | 6535 | 52/37 | 6.90 | 6.90 | 9.91 | 1.63 | | 11.54 | 30.00 | Pass |
| HE20 | MCS0 | 2 | 117 | 6535 | 106/53 | 10.10 | 9.60 | 12.87 | 1.63 | | 14.50 | 30.00 | Pass |
| HE20 | MCS0 | 2 | 149 | 6695 | Full | 13.50 | 13.90 | 16.71 | 1.63 | | 18.34 | 30.00 | Pass |
| HE20 | MCS0 | 2 | 149 | 6695 | 26/4 | 5.30 | 6.00 | 8.67 | 1.63 | | 10.30 | 30.00 | Pass |
| HE20 | MCS0 | 2 | 149 | 6695 | 52/38 | 7.60 | 7.70 | 10.66 | 1.63 | | 12.29 | 30.00 | Pass |
| HE20 | MCS0 | 2 | 149 | 6695 | 106/53 | 9.90 | 10.60 | 13.27 | 1.63 | | 14.90 | 30.00 | Pass |
| HE20 | MCS0 | 2 | 181 | 6855 | Full | 13.40 | 14.00 | 16.72 | 1.63 | | 18.35 | 30.00 | Pass |
| HE20 | MCS0 | 2 | 181 | 6855 | 26/8 | 4.60 | 4.80 | 7.71 | 1.63 | | 9.34 | 30.00 | Pass |
| HE20 | MCS0 | 2 | 181 | 6855 | 52/40 | 7.80 | 6.80 | 10.34 | 1.63 | | 11.97 | 30.00 | Pass |
| HE20 | MCS0 | 2 | 181 | 6855 | 106/54 | 10.60 | 9.90 | 13.27 | 1.63 | | 14.90 | 30.00 | Pass |
| HE40 | MCS0 | 2 | 123 | 6565 | Full | 13.70 | 13.60 | 16.66 | 1.63 | | 18.29 | 30.00 | Pass |
| HE40 | MCS0 | 2 | 123 | 6565 | 242/61 | 10.60 | 10.60 | 13.61 | 1.63 | | 15.24 | 30.00 | Pass |
| HE40 | MCS0 | 2 | 147 | 6685 | Full | 13.10 | 13.90 | 16.53 | 1.63 | | 18.16 | 30.00 | Pass |
| HE40 | MCS0 | 2 | 147 | 6685 | 242/61 | 10.50 | 11.70 | 14.15 | 1.63 | | 15.78 | 30.00 | Pass |
| HE40 | MCS0 | 2 | 179 | 6845 | Full | 13.00 | 13.80 | 16.43 | 1.63 | | 18.06 | 30.00 | Pass |
| HE40 | MCS0 | 2 | 179 | 6845 | 242/62 | 10.80 | 12.00 | 14.45 | 1.63 | | 16.08 | 30.00 | Pass |
| HE80 | MCS0 | 2 | 135 | 6625 | Full | 13.40 | 14.00 | 16.72 | 1.63 | | 18.35 | 30.00 | Pass |
| HE80 | MCS0 | 2 | 135 | 6625 | 484/65 | 10.40 | 11.00 | 13.72 | 1.63 | | 15.35 | 30.00 | Pass |
| HE80 | MCS0 | 2 | 151 | 6705 | Full | 13.00 | 13.80 | 16.43 | 1.63 | | 18.06 | 30.00 | Pass |
| HE80 | MCS0 | 2 | 151 | 6705 | 484/65 | 10.80 | 11.80 | 14.34 | 1.63 | | 15.97 | 30.00 | Pass |
| HE80 | MCS0 | 2 | 167 | 6785 | Full | 13.00 | 13.90 | 16.48 | 1.63 | | 18.11 | 30.00 | Pass |
| HE80 | MCS0 | 2 | 167 | 6785 | 484/66 | 10.50 | 11.80 | 14.21 | 1.63 | | 15.84 | 30.00 | Pass |
| HE160 | MCS0 | 2 | 143 | 6665 | Full | 13.80 | 14.00 | 16.91 | 1.63 | | 18.54 | 30.00 | Pass |
| HE160 | MCS0 | 2 | 143 | 6665 | 996/67 | 11.30 | 11.70 | 14.51 | 1.63 | | 16.14 | 30.00 | Pass |

TEST RESULTS DATA
EIRP Power Spectral Density

| U-NII-7 MIMO | | | | | | | | | | | | | | | |
|--------------|-----------|-----|-----|-------------|------------|------------------|-------|----------------------------------------------------|-------|-------|----------|-------|------------------------------|------------------------------------|------------|
| Mod. | Data Rate | NTx | CH. | Freq. (MHz) | RU Config. | Duty Factor (dB) | | Conducted Power Density with Duty Factor (dBm/MHz) | | | DG (dBi) | | EIRP Power Density (dBm/MHz) | EIRP Power Density Limit (dBm/MHz) | Pass /Fail |
| | | | | | | Ant 7 | Ant 8 | Ant 7 | Ant 8 | SUM | Ant 7 | Ant 8 | SUM | | |
| HE20 | MCS0 | 2 | 117 | 6535 | Full | 0.23 | 0.23 | | | 4.56 | 4.45 | 9.00 | 17.00 | Pass | |
| HE20 | MCS0 | 2 | 117 | 6535 | 26/0 | 0.61 | 0.62 | | | 4.46 | 4.45 | 8.91 | 17.00 | Pass | |
| HE20 | MCS0 | 2 | 117 | 6535 | 52/37 | 0.60 | 0.64 | | | 4.29 | 4.45 | 8.74 | 17.00 | Pass | |
| HE20 | MCS0 | 2 | 117 | 6535 | 106/53 | 0.65 | 0.69 | | | 4.20 | 4.45 | 8.65 | 17.00 | Pass | |
| HE20 | MCS0 | 2 | 149 | 6695 | Full | 0.23 | 0.23 | | | 5.13 | 4.45 | 9.58 | 17.00 | Pass | |
| HE20 | MCS0 | 2 | 149 | 6695 | 26/4 | 0.61 | 0.62 | | | 4.99 | 4.45 | 9.44 | 17.00 | Pass | |
| HE20 | MCS0 | 2 | 149 | 6695 | 52/38 | 0.60 | 0.64 | | | 5.10 | 4.45 | 9.55 | 17.00 | Pass | |
| HE20 | MCS0 | 2 | 149 | 6695 | 106/53 | 0.65 | 0.69 | | | 4.96 | 4.45 | 9.41 | 17.00 | Pass | |
| HE20 | MCS0 | 2 | 181 | 6855 | Full | 0.23 | 0.23 | | | 5.03 | 4.45 | 9.47 | 17.00 | Pass | |
| HE20 | MCS0 | 2 | 181 | 6855 | 26/8 | 0.61 | 0.62 | | | 4.84 | 4.45 | 9.29 | 17.00 | Pass | |
| HE20 | MCS0 | 2 | 181 | 6855 | 52/40 | 0.60 | 0.64 | | | 4.97 | 4.45 | 9.42 | 17.00 | Pass | |
| HE20 | MCS0 | 2 | 181 | 6855 | 106/54 | 0.65 | 0.69 | | | 4.62 | 4.45 | 9.06 | 17.00 | Pass | |
| HE40 | MCS0 | 2 | 123 | 6565 | Full | 0.20 | 0.20 | | | 1.42 | 4.45 | 5.86 | 17.00 | Pass | |
| HE40 | MCS0 | 2 | 123 | 6565 | 242/61 | 0.02 | 0.03 | | | 1.04 | 4.45 | 5.48 | 17.00 | Pass | |
| HE40 | MCS0 | 2 | 147 | 6685 | Full | 0.20 | 0.20 | | | 2.24 | 4.45 | 6.69 | 17.00 | Pass | |
| HE40 | MCS0 | 2 | 147 | 6685 | 242/61 | 0.02 | 0.03 | | | 1.81 | 4.45 | 6.26 | 17.00 | Pass | |
| HE40 | MCS0 | 2 | 179 | 6845 | Full | 0.20 | 0.20 | | | 2.61 | 4.45 | 7.05 | 17.00 | Pass | |
| HE40 | MCS0 | 2 | 179 | 6845 | 242/62 | 0.02 | 0.03 | | | 2.19 | 4.45 | 6.64 | 17.00 | Pass | |
| HE80 | MCS0 | 2 | 135 | 6625 | Full | 0.22 | 0.22 | | | -1.10 | 4.45 | 3.35 | 17.00 | Pass | |
| HE80 | MCS0 | 2 | 135 | 6625 | 484/65 | 0.03 | 0.03 | | | -1.24 | 4.45 | 3.21 | 17.00 | Pass | |
| HE80 | MCS0 | 2 | 151 | 6705 | Full | 0.22 | 0.22 | | | -0.61 | 4.45 | 3.84 | 17.00 | Pass | |
| HE80 | MCS0 | 2 | 151 | 6705 | 484/65 | 0.03 | 0.03 | | | -0.87 | 4.45 | 3.58 | 17.00 | Pass | |
| HE80 | MCS0 | 2 | 167 | 6785 | Full | 0.22 | 0.22 | | | -0.37 | 4.45 | 4.08 | 17.00 | Pass | |
| HE80 | MCS0 | 2 | 167 | 6785 | 484/66 | 0.03 | 0.03 | | | -0.65 | 4.45 | 3.80 | 17.00 | Pass | |
| HE160 | MCS0 | 2 | 143 | 6665 | Full | 0.22 | 0.22 | | | -3.70 | 4.45 | 0.75 | 17.00 | Pass | |
| HE160 | MCS0 | 2 | 143 | 6665 | 996/67 | 0.10 | 0.10 | | | -3.76 | 4.45 | 0.69 | 17.00 | Pass | |



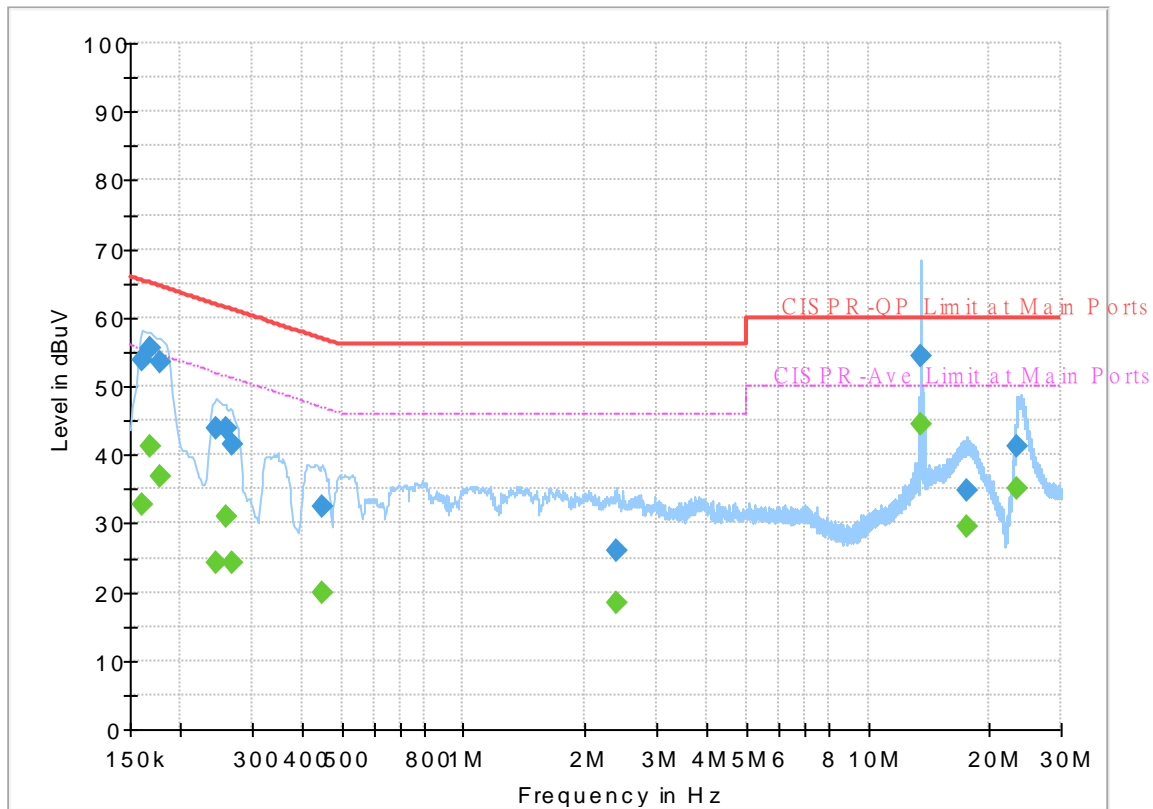
Appendix B. AC Conducted Emission Test Results

| | | | |
|-----------------|-------------|---------------------|---------|
| Test Engineer : | Calvin Wang | Temperature : | 23~26°C |
| | | Relative Humidity : | 45~55% |

EUT Information

Report NO : 332310
 Test Mode : Mode 1
 Test Voltage : 120Vac/60Hz
 Phase : Line

Full Spectrum



Final_Result

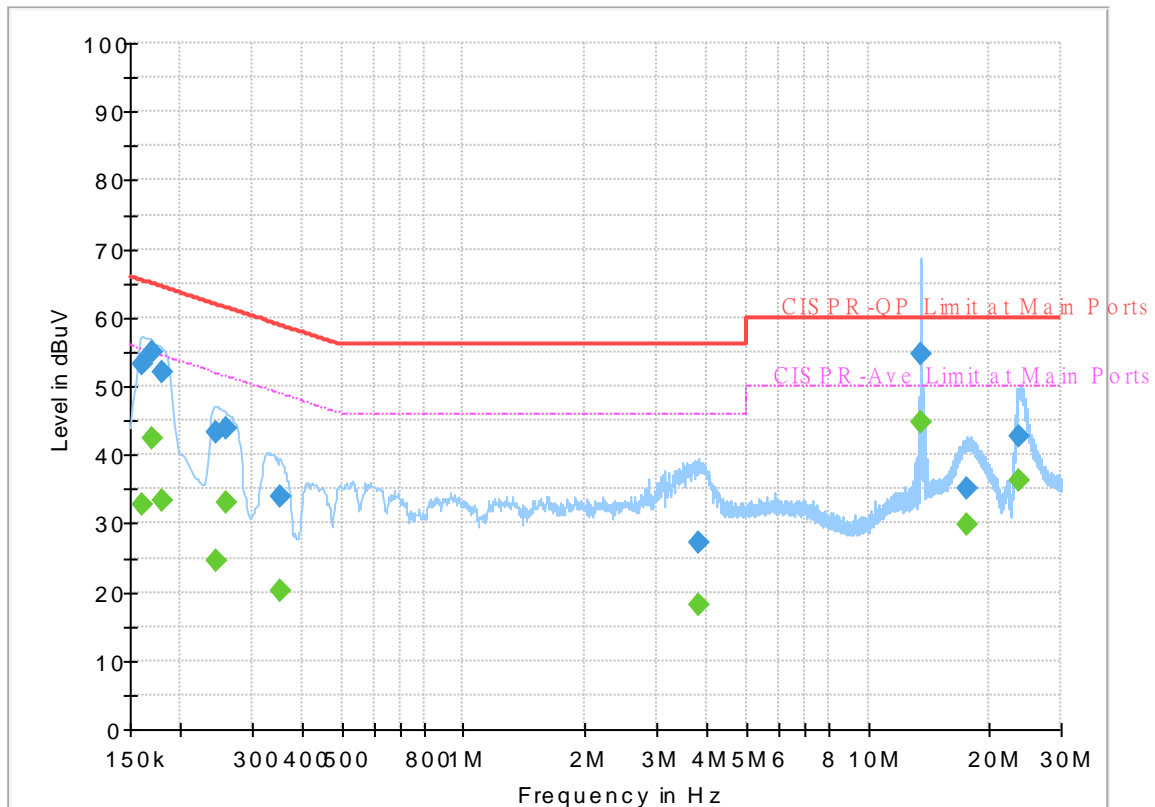
| Frequency (MHz) | QuasiPeak (dBuV) | CAverage (dBuV) | Limit (dBuV) | Margin (dB) | Line | Filter | Corr. (dB) |
|-----------------|------------------|-----------------|--------------|-------------|------|--------|------------|
| 0.161250 | --- | 32.63 | 55.40 | 22.77 | L1 | OFF | 19.8 |
| 0.161250 | 53.71 | --- | 65.40 | 11.69 | L1 | OFF | 19.8 |
| 0.168000 | --- | 41.17 | 55.06 | 13.89 | L1 | OFF | 19.8 |
| 0.168000 | 55.45 | --- | 65.06 | 9.61 | L1 | OFF | 19.8 |
| 0.177000 | --- | 36.76 | 54.63 | 17.87 | L1 | OFF | 19.8 |
| 0.177000 | 53.54 | --- | 64.63 | 11.09 | L1 | OFF | 19.8 |
| 0.244500 | --- | 24.24 | 51.94 | 27.70 | L1 | OFF | 19.8 |
| 0.244500 | 43.73 | --- | 61.94 | 18.21 | L1 | OFF | 19.8 |
| 0.258000 | --- | 31.05 | 51.50 | 20.45 | L1 | OFF | 19.8 |
| 0.258000 | 43.84 | --- | 61.50 | 17.66 | L1 | OFF | 19.8 |
| 0.267000 | --- | 24.16 | 51.21 | 27.05 | L1 | OFF | 19.8 |
| 0.267000 | 41.59 | --- | 61.21 | 19.62 | L1 | OFF | 19.8 |
| 0.449250 | --- | 19.85 | 46.89 | 27.04 | L1 | OFF | 19.8 |
| 0.449250 | 32.55 | --- | 56.89 | 24.34 | L1 | OFF | 19.8 |
| 2.388750 | --- | 18.45 | 46.00 | 27.55 | L1 | OFF | 19.9 |
| 2.388750 | 26.08 | --- | 56.00 | 29.92 | L1 | OFF | 19.9 |
| 13.560000 | --- | 44.34 | 50.00 | 5.66 | L1 | OFF | 20.0 |
| 13.560000 | 54.47 | --- | 60.00 | 5.53 | L1 | OFF | 20.0 |
| 17.598750 | --- | 29.47 | 50.00 | 20.53 | L1 | OFF | 20.0 |
| 17.598750 | 34.93 | --- | 60.00 | 25.07 | L1 | OFF | 20.0 |
| 23.448750 | --- | 34.97 | 50.00 | 15.03 | L1 | OFF | 20.0 |

| | | | | | | | |
|-----------|-------|-----|-------|-------|----|-----|------|
| 23.448750 | 41.23 | --- | 60.00 | 18.77 | L1 | OFF | 20.0 |
|-----------|-------|-----|-------|-------|----|-----|------|

EUT Information

Report NO : 332310
 Test Mode : Mode 1
 Test Voltage : 120Vac/60Hz
 Phase : Neutral

Full Spectrum



Final_Result

| Frequency (MHz) | QuasiPeak (dBuV) | CAverage (dBuV) | Limit (dBuV) | Margin (dB) | Line | Filter | Corr. (dB) |
|-----------------|------------------|-----------------|--------------|-------------|------|--------|------------|
| 0.161250 | --- | 32.65 | 55.40 | 22.75 | N | OFF | 19.8 |
| 0.161250 | 53.16 | --- | 65.40 | 12.24 | N | OFF | 19.8 |
| 0.170250 | --- | 42.36 | 54.95 | 12.59 | N | OFF | 19.8 |
| 0.170250 | 55.02 | --- | 64.95 | 9.93 | N | OFF | 19.8 |
| 0.179250 | --- | 33.43 | 54.52 | 21.09 | N | OFF | 19.8 |
| 0.179250 | 52.12 | --- | 64.52 | 12.40 | N | OFF | 19.8 |
| 0.244500 | --- | 24.67 | 51.94 | 27.27 | N | OFF | 19.8 |
| 0.244500 | 43.13 | --- | 61.94 | 18.81 | N | OFF | 19.8 |
| 0.258000 | --- | 33.16 | 51.50 | 18.34 | N | OFF | 19.8 |
| 0.258000 | 43.91 | --- | 61.50 | 17.59 | N | OFF | 19.8 |
| 0.352500 | --- | 20.22 | 48.90 | 28.68 | N | OFF | 19.8 |
| 0.352500 | 33.87 | --- | 58.90 | 25.03 | N | OFF | 19.8 |
| 3.826500 | --- | 18.25 | 46.00 | 27.75 | N | OFF | 19.9 |
| 3.826500 | 27.12 | --- | 56.00 | 28.88 | N | OFF | 19.9 |
| 13.560000 | --- | 44.60 | 50.00 | 5.40 | N | OFF | 20.1 |
| 13.560000 | 54.71 | --- | 60.00 | 5.29 | N | OFF | 20.1 |
| 17.657250 | --- | 29.75 | 50.00 | 20.25 | N | OFF | 20.1 |
| 17.657250 | 35.23 | --- | 60.00 | 24.77 | N | OFF | 20.1 |
| 23.493750 | --- | 36.37 | 50.00 | 13.63 | N | OFF | 20.2 |
| 23.493750 | 42.66 | --- | 60.00 | 17.34 | N | OFF | 20.2 |



Appendix C. Radiated Spurious Emission

| | | | |
|-----------------|----------------------------------------|---------------------|-------------|
| Test Engineer : | John Chuang, JC Liang and Howard Huang | Temperature : | 18.2~22.4°C |
| | | Relative Humidity : | 66.8~69.1% |

Band 5 - 5925~6425MHz
WIFI 802.11a (Band Edge @ 3m)

| WIFI Ant. | Note | Frequency (MHz) | Level (dBμV/m) | Margin (dB) | Limit Line (dBμV/m) | Read Level (dBμV) | Antenna Factor (dB/m) | Path Loss (dB) | Preamp Factor (dB) | Ant Pos (cm) | Table Pos (deg) | Peak Avg. (P/A) | Pol. (H/V) | |
|-----------------------------|---------------------------------------------------------------------------------------------|-------------------|------------------|---------------|-----------------------|---------------------|-------------------------|------------------|----------------------|----------------|-------------------|-------------------|--------------|---|
| 802.11a CH 01 5955MHz | | 5924.26 | 67.51 | -20.69 | 88.2 | 57.19 | 34.35 | 13.79 | 37.82 | 256 | 339 | P | H | |
| | | 5924.96 | 54.05 | -14.15 | 68.2 | 43.73 | 34.35 | 13.79 | 37.82 | 256 | 339 | A | H | |
| | * | 5955 | 114.44 | - | - | 104.17 | 34.27 | 13.83 | 37.83 | 256 | 339 | P | H | |
| | * | 5955 | 107.08 | - | - | 96.81 | 34.27 | 13.83 | 37.83 | 256 | 339 | A | H | |
| | | | | | | | | | | | | | H | |
| | | | | | | | | | | | | | | H |
| | | | 5924.54 | 62.81 | -25.39 | 88.2 | 52.49 | 34.35 | 13.79 | 37.82 | 321 | 48 | P | V |
| | | | 5924.96 | 50.08 | -18.12 | 68.2 | 39.76 | 34.35 | 13.79 | 37.82 | 321 | 48 | A | V |
| | | * | 5955 | 109.25 | - | - | 98.98 | 34.27 | 13.83 | 37.83 | 321 | 48 | P | V |
| | | * | 5955 | 102.17 | - | - | 91.9 | 34.27 | 13.83 | 37.83 | 321 | 48 | A | V |
| | | | | | | | | | | | | | | V |
| | | | | | | | | | | | | | | V |
| Remark | 1. No other spurious found. 2. All results are PASS against Peak and Average limit line. | | | | | | | | | | | | | |



Band 5 5925~6425MHz
WIFI 802.11a (Harmonic @ 3m)

| WIFI Ant. 7+8 | Note | Frequency (MHz) | Level (dBμV/m) | Margin (dB) | Limit Line (dBμV/m) | Read Level (dBμV) | Antenna Factor (dB/m) | Path Loss (dB) | Preamp Factor (dB) | Ant Pos (cm) | Table Pos (deg) | Peak Avg. (P/A) | Pol. (H/V) | |
|-----------------------------|------|-------------------|------------------|---------------|-----------------------|-------------------|-------------------------|------------------|----------------------|----------------|-------------------|-----------------|------------|---|
| 802.11a CH 01 5955MHz | | 11910 | 50.28 | -23.72 | 74 | 33.75 | 39.12 | 20.14 | 42.73 | 100 | 48 | P | H | |
| | | 11910 | 41.05 | -12.95 | 54 | 24.52 | 39.12 | 20.14 | 42.73 | 100 | 48 | A | H | |
| | | 17865 | 54.85 | -19.15 | 74 | 34.09 | 41.25 | 24.6 | 45.09 | 100 | 185 | P | H | |
| | | 17865 | 45.44 | -8.56 | 54 | 24.68 | 41.25 | 24.6 | 45.09 | 100 | 185 | A | H | |
| | | 23820 | 44.16 | -29.84 | 74 | 39.85 | 39.01 | 18.4 | 53.1 | 150 | 50 | P | H | |
| | | 23820 | 35.19 | -18.81 | 54 | 30.88 | 39.01 | 18.4 | 53.1 | 150 | 50 | A | H | |
| | | | | | | | | | | | | | | H |
| | | | | | | | | | | | | | | H |
| | | | | | | | | | | | | | | H |
| | | | | | | | | | | | | | | H |
| | | | | | | | | | | | | | | H |
| | | | | | | | | | | | | | | H |
| | | | 11910 | 52.5 | -21.5 | 74 | 35.97 | 39.12 | 20.14 | 42.73 | 200 | 315 | P | V |
| | | | 11910 | 41.85 | -12.15 | 54 | 25.32 | 39.12 | 20.14 | 42.73 | 200 | 315 | A | V |
| | | | 17865 | 55.52 | -18.48 | 74 | 34.76 | 41.25 | 24.6 | 45.09 | 117 | 321 | P | V |
| | | | 17865 | 45.08 | -8.92 | 54 | 24.32 | 41.25 | 24.6 | 45.09 | 117 | 321 | A | V |
| | | | 23820 | 44.82 | -29.18 | 74 | 40.51 | 39.01 | 18.4 | 53.1 | 150 | 15 | P | V |
| | | | 23820 | 35.94 | -18.06 | 54 | 31.63 | 39.01 | 18.4 | 53.1 | 150 | 15 | A | V |
| | | | | | | | | | | | | | V | |
| | | | | | | | | | | | | | V | |
| | | | | | | | | | | | | | V | |
| | | | | | | | | | | | | | V | |
| | | | | | | | | | | | | | V | |
| | | | | | | | | | | | | | V | |



| WIFI Ant. 7+8 | Note | Frequency (MHz) | Level (dBμV/m) | Margin (dB) | Limit Line (dBμV/m) | Read Level (dBμV) | Antenna Factor (dB/m) | Path Loss (dB) | Preamp Factor (dB) | Ant Pos (cm) | Table Pos (deg) | Peak Avg. (P/A) | Pol. (H/V) | |
|-----------------------------|---------------------------------------------------------------------------------------------------------------------------------------------------------------------------------------------------------------------------------------------------------------------------------------------|-------------------|------------------|---------------|-----------------------|-------------------|-------------------------|------------------|----------------------|----------------|-------------------|-----------------|------------|---|
| 802.11a CH 93 6415MHz | | 12830 | 52.39 | -35.81 | 88.2 | 34.3 | 39.76 | 21.08 | 42.75 | - | - | P | H | |
| | | 19245 | 58.97 | -15.03 | 74 | 59.55 | 37.81 | 15.31 | 53.7 | 150 | 308 | P | H | |
| | | 19245 | 49.19 | -4.81 | 54 | 49.77 | 37.81 | 15.31 | 53.7 | 150 | 308 | A | H | |
| | | | | | | | | | | | | | H | |
| | | | | | | | | | | | | | H | |
| | | | | | | | | | | | | | H | |
| | | | | | | | | | | | | | H | |
| | | | | | | | | | | | | | H | |
| | | | | | | | | | | | | | H | |
| | | | | | | | | | | | | | H | |
| | | | | | | | | | | | | | H | |
| | | | 12830 | 51.53 | -36.67 | 88.2 | 33.44 | 39.76 | 21.08 | 42.75 | - | - | P | V |
| | | | 19245 | 60.11 | -13.89 | 74 | 60.69 | 37.81 | 15.31 | 53.7 | 150 | 7 | P | V |
| | | | 19245 | 50.61 | -3.39 | 54 | 51.19 | 37.81 | 15.31 | 53.7 | 150 | 7 | A | V |
| | | | | | | | | | | | | | | V |
| | | | | | | | | | | | | | | V |
| | | | | | | | | | | | | | | V |
| | | | | | | | | | | | | | | V |
| | | | | | | | | | | | | | | V |
| | | | | | | | | | | | | | | V |
| | | | | | | | | | | | | | V | |
| Remark | <ol style="list-style-type: none"> No other spurious found. All results are PASS against Peak and Average limit line. The emission position marked as "-" means no suspected emission found with sufficient margin against limit line or noise floor only. | | | | | | | | | | | | | |



**Band 5 5925~6425MHz
WIFI 802.11ax HE20 Full (Band Edge @ 3m)**

| WIFI Ant. 7+8 | Note | Frequency (MHz) | Level (dBμV/m) | Margin (dB) | Limit Line (dBμV/m) | Read Level (dBμV) | Antenna Factor (dB/m) | Path Loss (dB) | Preamp Factor (dB) | Ant Pos (cm) | Table Pos (deg) | Peak Avg. (P/A) | Pol. (H/V) | |
|----------------------------------|---------------------------------------------------------------------------------------------|-------------------|------------------|---------------|-----------------------|-------------------|-------------------------|------------------|----------------------|----------------|-------------------|-----------------|------------|---|
| 802.11ax HE20 Full CH 01 5955MHz | | 5924.54 | 69.35 | -18.85 | 88.2 | 59.03 | 34.35 | 13.79 | 37.82 | 300 | 340 | P | H | |
| | | 5918.52 | 52.9 | -15.3 | 68.2 | 42.57 | 34.36 | 13.78 | 37.81 | 300 | 340 | A | H | |
| | * | 5955 | 115.03 | - | - | 104.76 | 34.27 | 13.83 | 37.83 | 300 | 340 | P | H | |
| | * | 5955 | 108.04 | - | - | 97.77 | 34.27 | 13.83 | 37.83 | 300 | 340 | A | H | |
| | | | | | | | | | | | | | H | |
| | | | | | | | | | | | | | H | |
| | | | 5922.72 | 64.78 | -23.42 | 88.2 | 54.46 | 34.35 | 13.79 | 37.82 | 250 | 29 | P | V |
| | | | 5923.7 | 48.87 | -19.33 | 68.2 | 38.55 | 34.35 | 13.79 | 37.82 | 250 | 29 | A | V |
| | * | | 5955 | 112.41 | - | - | 102.14 | 34.27 | 13.83 | 37.83 | 250 | 29 | P | V |
| | * | | 5955 | 104.08 | - | - | 93.81 | 34.27 | 13.83 | 37.83 | 250 | 29 | A | V |
| | | | | | | | | | | | | | V | |
| | | | | | | | | | | | | | V | |
| Remark | 1. No other spurious found. 2. All results are PASS against Peak and Average limit line. | | | | | | | | | | | | | |



Band 5 5925~6425MHz

WIFI 802.11ax HE20 Full (Harmonic @ 3m)

| WIFI Ant. 7+8 | Note | Frequency (MHz) | Level (dBμV/m) | Margin (dB) | Limit Line (dBμV/m) | Read Level (dBμV) | Antenna Factor (dB/m) | Path Loss (dB) | Preamp Factor (dB) | Ant Pos (cm) | Table Pos (deg) | Peak Avg. (P/A) | Pol. (H/V) | |
|-------------------------------------------|------|-------------------|------------------|---------------|-----------------------|-------------------|-------------------------|------------------|----------------------|----------------|-------------------|-----------------|------------|---|
| 802.11ax HE20 Full CH 01 5955MHz | | 11910 | 54.94 | -19.06 | 74 | 38.41 | 39.12 | 20.14 | 42.73 | 200 | 48 | P | H | |
| | | 11910 | 44.09 | -9.91 | 54 | 27.56 | 39.12 | 20.14 | 42.73 | 200 | 48 | A | H | |
| | | 17865 | 65.49 | -8.51 | 74 | 44.73 | 41.25 | 24.6 | 45.09 | 150 | 55 | P | H | |
| | | 17865 | 50.38 | -3.62 | 54 | 29.62 | 41.25 | 24.6 | 45.09 | 150 | 55 | A | H | |
| | | 23820 | 48.79 | -25.21 | 74 | 44.48 | 39.01 | 18.4 | 53.1 | 150 | 51 | P | H | |
| | | 23820 | 36.06 | -17.94 | 54 | 31.75 | 39.01 | 18.4 | 53.1 | 150 | 51 | A | H | |
| | | | | | | | | | | | | | | H |
| | | | | | | | | | | | | | | H |
| | | | | | | | | | | | | | | H |
| | | | | | | | | | | | | | | H |
| | | | | | | | | | | | | | | H |
| | | | | | | | | | | | | | | H |
| | | | 11910 | 52.47 | -21.53 | 74 | 35.94 | 39.12 | 20.14 | 42.73 | 150 | 358 | P | V |
| | | | 11910 | 42.4 | -11.6 | 54 | 25.87 | 39.12 | 20.14 | 42.73 | 150 | 358 | A | V |
| | | | 17865 | 64.42 | -9.58 | 74 | 43.66 | 41.25 | 24.6 | 45.09 | 150 | 34 | P | V |
| | | | 17865 | 49.63 | -4.37 | 54 | 28.87 | 41.25 | 24.6 | 45.09 | 150 | 34 | A | V |
| | | | 23820 | 49 | -25 | 74 | 44.69 | 39.01 | 18.4 | 53.1 | 150 | 8 | P | V |
| | | | 23820 | 36.4 | -17.6 | 54 | 32.09 | 39.01 | 18.4 | 53.1 | 150 | 8 | A | V |
| | | | | | | | | | | | | | V | |
| | | | | | | | | | | | | | V | |
| | | | | | | | | | | | | | V | |
| | | | | | | | | | | | | | V | |
| | | | | | | | | | | | | | V | |
| | | | | | | | | | | | | | V | |



**Band 5 5925~6425MHz
WIFI 802.11ax HE20 Partial 106 (Band Edge @ 3m)**

| WIFI Ant. 7+8 | Note | Frequency (MHz) | Level (dBμV/m) | Margin (dB) | Limit Line (dBμV/m) | Read Level (dBμV) | Antenna Factor (dB/m) | Path Loss (dB) | Preamp Factor (dB) | Ant Pos (cm) | Table Pos (deg) | Peak Avg. (P/A) | Pol. (H/V) | |
|--------------------------------------------|---------------------------------------------------------------------------------------------|-------------------|------------------|---------------|-----------------------|-------------------|-------------------------|------------------|----------------------|----------------|-------------------|-----------------|------------|---|
| 802.11ax HE20 Partial 106/53 CH 01 5955MHz | | 5924.96 | 84.63 | -3.57 | 88.2 | 74.31 | 34.35 | 13.79 | 37.82 | 315 | 339 | P | H | |
| | | 5924.4 | 61.72 | -6.48 | 68.2 | 51.4 | 34.35 | 13.79 | 37.82 | 315 | 339 | A | H | |
| | * | 5955 | 116.64 | - | - | 106.37 | 34.27 | 13.83 | 37.83 | 315 | 339 | P | H | |
| | * | 5955 | 109.37 | - | - | 99.1 | 34.27 | 13.83 | 37.83 | 315 | 339 | A | H | |
| | | | | | | | | | | | | | H | |
| | | | | | | | | | | | | | | H |
| | | | 5921.32 | 80.5 | -7.7 | 88.2 | 70.16 | 34.36 | 13.79 | 37.81 | 264 | 17 | P | V |
| | | | 5922.58 | 55.99 | -12.21 | 68.2 | 45.67 | 34.35 | 13.79 | 37.82 | 264 | 17 | A | V |
| | * | | 5955 | 113.68 | - | - | 103.41 | 34.27 | 13.83 | 37.83 | 264 | 17 | P | V |
| | * | | 5955 | 106.83 | - | - | 96.56 | 34.27 | 13.83 | 37.83 | 264 | 17 | A | V |
| | | | | | | | | | | | | | V | |
| | | | | | | | | | | | | | V | |
| Remark | 1. No other spurious found. 2. All results are PASS against Peak and Average limit line. | | | | | | | | | | | | | |



**Band 5 5925~6425MHz
WIFI 802.11ax HE40 Full (Band Edge @ 3m)**

| WIFI Ant. 7+8 | Note | Frequency (MHz) | Level (dBμV/m) | Margin (dB) | Limit Line (dBμV/m) | Read Level (dBμV) | Antenna Factor (dB/m) | Path Loss (dB) | Preamp Factor (dB) | Ant Pos (cm) | Table Pos (deg) | Peak Avg. (P/A) | Pol. (H/V) | |
|----------------------------------|---------------------------------------------------------------------------------------------|-------------------|------------------|---------------|-----------------------|-------------------|-------------------------|------------------|----------------------|----------------|-------------------|-----------------|------------|---|
| 802.11ax HE40 Full CH 03 5965MHz | | 5925 | 73.09 | -15.11 | 88.2 | 62.77 | 34.35 | 13.79 | 37.82 | 300 | 342 | P | H | |
| | | 5924.7 | 62.78 | -5.42 | 68.2 | 52.46 | 34.35 | 13.79 | 37.82 | 300 | 342 | A | H | |
| | * | 5965 | 113.92 | - | - | 103.7 | 34.21 | 13.84 | 37.83 | 300 | 342 | P | H | |
| | * | 5965 | 106.44 | - | - | 96.22 | 34.21 | 13.84 | 37.83 | 300 | 342 | A | H | |
| | | | | | | | | | | | | | H | |
| | | | | | | | | | | | | | | H |
| | | | 5923.26 | 69.1 | -19.1 | 88.2 | 58.78 | 34.35 | 13.79 | 37.82 | 250 | 24 | P | V |
| | | | 5923.44 | 57.22 | -10.98 | 68.2 | 46.9 | 34.35 | 13.79 | 37.82 | 250 | 24 | A | V |
| | | * | 5965 | 109.72 | - | - | 99.5 | 34.21 | 13.84 | 37.83 | 250 | 24 | P | V |
| | | * | 5965 | 102.73 | - | - | 92.51 | 34.21 | 13.84 | 37.83 | 250 | 24 | A | V |
| | | | | | | | | | | | | | V | |
| | | | | | | | | | | | | | V | |
| Remark | 1. No other spurious found. 2. All results are PASS against Peak and Average limit line. | | | | | | | | | | | | | |



Band 5 5925~6425MHz

WIFI 802.11ax HE40 Full (Harmonic @ 3m)

| WIFI Ant. 7+8 | Note | Frequency (MHz) | Level (dBμV/m) | Margin (dB) | Limit Line (dBμV/m) | Read Level (dBμV) | Antenna Factor (dB/m) | Path Loss (dB) | Preamp Factor (dB) | Ant Pos (cm) | Table Pos (deg) | Peak Avg. (P/A) | Pol. (H/V) | |
|-------------------------------------------|------|-------------------|------------------|---------------|-----------------------|-------------------|-------------------------|------------------|----------------------|----------------|-------------------|-----------------|------------|---|
| 802.11ax HE40 Full CH 03 5965MHz | | 11930 | 54.46 | -19.54 | 74 | 37.88 | 39.16 | 20.16 | 42.74 | 175 | 50 | P | H | |
| | | 11930 | 43.8 | -10.2 | 54 | 27.22 | 39.16 | 20.16 | 42.74 | 175 | 50 | A | H | |
| | | 17895 | 63.13 | -10.87 | 74 | 42.07 | 41.55 | 24.62 | 45.11 | 150 | 53 | P | H | |
| | | 17895 | 50.13 | -3.87 | 54 | 29.07 | 41.55 | 24.62 | 45.11 | 150 | 53 | A | H | |
| | | | | | | | | | | | | | H | |
| | | | | | | | | | | | | | H | |
| | | | | | | | | | | | | | H | |
| | | | | | | | | | | | | | H | |
| | | | | | | | | | | | | | H | |
| | | | | | | | | | | | | | H | |
| | | | | | | | | | | | | | H | |
| | | | 11930 | 52.66 | -21.34 | 74 | 36.08 | 39.16 | 20.16 | 42.74 | 200 | 33 | P | V |
| | | | 11930 | 42.19 | -11.81 | 54 | 25.61 | 39.16 | 20.16 | 42.74 | 200 | 33 | A | V |
| | | | 17895 | 60.51 | -13.49 | 74 | 39.45 | 41.55 | 24.62 | 45.11 | 150 | 35 | P | V |
| | | | 17895 | 49.1 | -4.9 | 54 | 28.04 | 41.55 | 24.62 | 45.11 | 150 | 35 | A | V |
| | | | | | | | | | | | | | | V |
| | | | | | | | | | | | | | | V |
| | | | | | | | | | | | | | | V |
| | | | | | | | | | | | | | V | |
| | | | | | | | | | | | | | V | |



**Band 5 5925~6425MHz
WIFI 802.11ax HE40 Partial 242 (Band Edge @ 3m)**

| WIFI Ant. 7+8 | Note | Frequency (MHz) | Level (dBμV/m) | Margin (dB) | Limit Line (dBμV/m) | Read Level (dBμV) | Antenna Factor (dB/m) | Path Loss (dB) | Preamp Factor (dB) | Ant Pos (cm) | Table Pos (deg) | Peak Avg. (P/A) | Pol. (H/V) | |
|--------------------------------------------|---------------------------------------------------------------------------------------------|-------------------|------------------|---------------|-----------------------|-------------------|-------------------------|------------------|----------------------|----------------|-------------------|-----------------|------------|---|
| 802.11ax HE40 Partial 242/61 CH 03 5965MHz | | 5909.94 | 82.62 | -5.58 | 88.2 | 72.28 | 34.38 | 13.77 | 37.81 | 299 | 340 | P | H | |
| | | 5914.26 | 62.13 | -6.07 | 68.2 | 51.79 | 34.37 | 13.78 | 37.81 | 299 | 340 | A | H | |
| | * | 5965 | 116.29 | - | - | 106.07 | 34.21 | 13.84 | 37.83 | 299 | 340 | P | H | |
| | * | 5965 | 108.25 | - | - | 98.03 | 34.21 | 13.84 | 37.83 | 299 | 340 | A | H | |
| | | | | | | | | | | | | | H | |
| | | | | | | | | | | | | | H | |
| | | | 5913.72 | 77.6 | -10.6 | 88.2 | 67.26 | 34.37 | 13.78 | 37.81 | 264 | 17 | P | V |
| | | | 5923.08 | 56.77 | -11.43 | 68.2 | 46.45 | 34.35 | 13.79 | 37.82 | 264 | 17 | A | V |
| | * | | 5965 | 111.79 | - | - | 101.57 | 34.21 | 13.84 | 37.83 | 264 | 17 | P | V |
| | * | | 5965 | 104.15 | - | - | 93.93 | 34.21 | 13.84 | 37.83 | 264 | 17 | A | V |
| | | | | | | | | | | | | | V | |
| | | | | | | | | | | | | | V | |
| Remark | 1. No other spurious found. 2. All results are PASS against Peak and Average limit line. | | | | | | | | | | | | | |



Band 5 5925~6425MHz
WIFI 802.11ax HE80 Full (Band Edge @ 3m)

| WIFI Ant. 7+8 | Note | Frequency (MHz) | Level (dBμV/m) | Margin (dB) | Limit Line (dBμV/m) | Read Level (dBμV) | Antenna Factor (dB/m) | Path Loss (dB) | Preamp Factor (dB) | Ant Pos (cm) | Table Pos (deg) | Peak Avg. (P/A) | Pol. (H/V) | |
|----------------------------------|---------------------------------------------------------------------------------------------|-------------------|------------------|---------------|-----------------------|-------------------|-------------------------|------------------|----------------------|----------------|-------------------|-----------------|------------|---|
| 802.11ax HE80 Full CH 07 5985MHz | | 5915.56 | 69.56 | -18.64 | 88.2 | 59.22 | 34.37 | 13.78 | 37.81 | 296 | 341 | P | H | |
| | | 5924.04 | 58.57 | -9.63 | 68.2 | 48.25 | 34.35 | 13.79 | 37.82 | 296 | 341 | A | H | |
| | * | 5985 | 111.17 | - | - | 101.05 | 34.09 | 13.87 | 37.84 | 296 | 341 | P | H | |
| | * | 5985 | 102.58 | - | - | 92.46 | 34.09 | 13.87 | 37.84 | 296 | 341 | A | H | |
| | | | | | | | | | | | | | H | |
| | | | | | | | | | | | | | H | |
| | | | 5924.68 | 61.84 | -26.36 | 88.2 | 51.52 | 34.35 | 13.79 | 37.82 | 399 | 57 | P | V |
| | | | 5923.08 | 50.19 | -18.01 | 68.2 | 39.87 | 34.35 | 13.79 | 37.82 | 399 | 57 | A | V |
| | * | | 5985 | 106.23 | - | - | 96.11 | 34.09 | 13.87 | 37.84 | 399 | 57 | P | V |
| | * | | 5985 | 97.78 | - | - | 87.66 | 34.09 | 13.87 | 37.84 | 399 | 57 | A | V |
| | | | | | | | | | | | | | V | |
| | | | | | | | | | | | | | V | |
| Remark | 1. No other spurious found. 2. All results are PASS against Peak and Average limit line. | | | | | | | | | | | | | |



Band 5 5925~6425MHz

WIFI 802.11ax HE80 Full (Harmonic @ 3m)

| WIFI Ant. 7+8 | Note | Frequency (MHz) | Level (dBμV/m) | Margin (dB) | Limit Line (dBμV/m) | Read Level (dBμV) | Antenna Factor (dB/m) | Path Loss (dB) | Preamp Factor (dB) | Ant Pos (cm) | Table Pos (deg) | Peak Avg. (P/A) | Pol. (H/V) | |
|-------------------------------------------|------|-------------------|------------------|---------------|-----------------------|-------------------|-------------------------|------------------|----------------------|----------------|-------------------|-----------------|------------|---|
| 802.11ax HE80 Full CH 07 5985MHz | | 11970 | 52.07 | -21.93 | 74 | 35.39 | 39.24 | 20.2 | 42.76 | 150 | 67 | P | H | |
| | | 11970 | 41.72 | -12.28 | 54 | 25.04 | 39.24 | 20.2 | 42.76 | 150 | 67 | A | H | |
| | | 17955 | 58.01 | -15.99 | 74 | 36.6 | 41.93 | 24.64 | 45.16 | 150 | 52 | P | H | |
| | | 17955 | 47.35 | -6.65 | 54 | 25.94 | 41.93 | 24.64 | 45.16 | 150 | 52 | A | H | |
| | | | | | | | | | | | | | H | |
| | | | | | | | | | | | | | H | |
| | | | | | | | | | | | | | H | |
| | | | | | | | | | | | | | H | |
| | | | | | | | | | | | | | H | |
| | | | | | | | | | | | | | H | |
| | | | | | | | | | | | | | H | |
| | | | | | | | | | | | | | H | |
| | | | | | | | | | | | | | H | |
| | | | | | | | | | | | | | H | |
| | | | | | | | | | | | | | H | |
| | | | | | | | | | | | | | H | |
| | | | 11970 | 51.91 | -22.09 | 74 | 35.23 | 39.24 | 20.2 | 42.76 | 150 | 356 | P | V |
| | | | 11970 | 41.63 | -12.37 | 54 | 24.95 | 39.24 | 20.2 | 42.76 | 150 | 356 | A | V |
| | | 17955 | 57.74 | -16.26 | 74 | 36.33 | 41.93 | 24.64 | 45.16 | 150 | 30 | P | V | |
| | | 17955 | 47.41 | -6.59 | 54 | 26 | 41.93 | 24.64 | 45.16 | 150 | 30 | A | V | |
| | | | | | | | | | | | | | V | |
| | | | | | | | | | | | | | V | |
| | | | | | | | | | | | | | V | |
| | | | | | | | | | | | | | V | |
| | | | | | | | | | | | | | V | |
| | | | | | | | | | | | | | V | |
| | | | | | | | | | | | | | V | |
| | | | | | | | | | | | | | V | |



| WIFI Ant. 7+8 | Note | Frequency (MHz) | Level (dBµV/m) | Margin (dB) | Limit Line (dBµV/m) | Read Level (dBµV) | Antenna Factor (dB/m) | Path Loss (dB) | Preamp Factor (dB) | Ant Pos (cm) | Table Pos (deg) | Peak Avg. (P/A) | Pol. (H/V) | |
|-------------------------------------------|---------------------------------------------------------------------------------------------------------------------------------------------------------------------------------------------------------------------------------------------------------------------------------------------|-------------------|------------------|---------------|-----------------------|-------------------|-------------------------|------------------|----------------------|----------------|-------------------|-----------------|------------|---|
| 802.11ax HE80 Full CH 87 6385MHz | | 12770 | 52.26 | -35.94 | 88.2 | 34.39 | 39.64 | 21.01 | 42.78 | - | - | P | H | |
| | | 19155 | 55.31 | -18.69 | 74 | 55.36 | 37.99 | 15.74 | 53.78 | 150 | 36 | P | H | |
| | | 19155 | 46.67 | -7.33 | 54 | 46.72 | 37.99 | 15.74 | 53.78 | 150 | 36 | A | H | |
| | | | | | | | | | | | | | H | |
| | | | | | | | | | | | | | H | |
| | | | | | | | | | | | | | H | |
| | | | | | | | | | | | | | H | |
| | | | | | | | | | | | | | H | |
| | | | | | | | | | | | | | H | |
| | | | | | | | | | | | | | H | |
| | | | | | | | | | | | | | H | |
| | | | 12770 | 51.95 | -36.25 | 88.2 | 34.08 | 39.64 | 21.01 | 42.78 | - | - | P | V |
| | | | 19155 | 56.94 | -17.06 | 74 | 56.99 | 37.99 | 15.74 | 53.78 | 150 | 7 | P | V |
| | | | 19155 | 46.71 | -7.29 | 54 | 46.76 | 37.99 | 15.74 | 53.78 | 150 | 7 | A | V |
| | | | | | | | | | | | | | | V |
| | | | | | | | | | | | | | | V |
| | | | | | | | | | | | | | | V |
| | | | | | | | | | | | | | | V |
| | | | | | | | | | | | | | | V |
| | | | | | | | | | | | | | V | |
| | | | | | | | | | | | | | V | |
| Remark | <ol style="list-style-type: none"> No other spurious found. All results are PASS against Peak and Average limit line. The emission position marked as "-" means no suspected emission found with sufficient margin against limit line or noise floor only. | | | | | | | | | | | | | |



**Band 5 5925~6425MHz
WIFI 802.11ax HE80 Partial 484 (Band Edge @ 3m)**

| WIFI Ant. 7+8 | Note | Frequency (MHz) | Level (dBμV/m) | Margin (dB) | Limit Line (dBμV/m) | Read Level (dBμV) | Antenna Factor (dB/m) | Path Loss (dB) | Preamp Factor (dB) | Ant Pos (cm) | Table Pos (deg) | Peak Avg. (P/A) | Pol. (H/V) | |
|--------------------------------------------|---------------------------------------------------------------------------------------------|-------------------|------------------|---------------|-----------------------|-------------------|-------------------------|------------------|----------------------|----------------|-------------------|-----------------|------------|---|
| 802.11ax HE80 Partial 484/65 CH 07 5985MHz | | 5914.28 | 81.88 | -6.32 | 88.2 | 71.54 | 34.37 | 13.78 | 37.81 | 300 | 340 | P | H | |
| | | 5924.52 | 62.37 | -5.83 | 68.2 | 52.05 | 34.35 | 13.79 | 37.82 | 300 | 340 | A | H | |
| | * | 5985 | 112.54 | - | - | 102.42 | 34.09 | 13.87 | 37.84 | 300 | 340 | P | H | |
| | * | 5985 | 105.23 | - | - | 95.11 | 34.09 | 13.87 | 37.84 | 300 | 340 | A | H | |
| | | | | | | | | | | | | | H | |
| | | | | | | | | | | | | | H | |
| | | | 5914.12 | 77 | -11.2 | 88.2 | 66.66 | 34.37 | 13.78 | 37.81 | 266 | 25 | P | V |
| | | | 5924.36 | 57.32 | -10.88 | 68.2 | 47 | 34.35 | 13.79 | 37.82 | 266 | 25 | A | V |
| | * | | 5985 | 108.76 | - | - | 98.64 | 34.09 | 13.87 | 37.84 | 266 | 25 | P | V |
| | * | | 5985 | 101.41 | - | - | 91.29 | 34.09 | 13.87 | 37.84 | 266 | 25 | A | V |
| | | | | | | | | | | | | | V | |
| | | | | | | | | | | | | | V | |
| Remark | 1. No other spurious found. 2. All results are PASS against Peak and Average limit line. | | | | | | | | | | | | | |



Band 5 5925~6425MHz

WIFI 802.11ax HE160 Full (Band Edge @ 3m)

| WIFI Ant. 7+8 | Note | Frequency (MHz) | Level (dBμV/m) | Margin (dB) | Limit Line (dBμV/m) | Read Level (dBμV) | Antenna Factor (dB/m) | Path Loss (dB) | Preamp Factor (dB) | Ant Pos (cm) | Table Pos (deg) | Peak Avg. (P/A) | Pol. (H/V) | |
|-----------------------------------|---------------------------------------------------------------------------------------------|-------------------|------------------|---------------|-----------------------|-------------------|-------------------------|------------------|----------------------|----------------|-------------------|-----------------|------------|---|
| 802.11ax HE160 Full CH 15 6025MHz | | 5893.16 | 67.22 | -20.98 | 88.2 | 56.92 | 34.36 | 13.75 | 37.81 | 292 | 343 | P | H | |
| | | 5902.12 | 56.17 | -12.03 | 68.2 | 45.82 | 34.4 | 13.76 | 37.81 | 292 | 343 | P | H | |
| | * | 6025 | 101.22 | - | - | 91.13 | 34 | 13.92 | 37.83 | 292 | 343 | P | H | |
| | * | 6025 | 92.35 | - | - | 82.26 | 34 | 13.92 | 37.83 | 292 | 343 | P | H | |
| | | | | | | | | | | | | | H | |
| | | | | | | | | | | | | | | H |
| | | | 5881.96 | 67.76 | -20.44 | 88.2 | 57.53 | 34.29 | 13.74 | 37.8 | 259 | 25 | P | V |
| | | | 5922.6 | 57.07 | -11.13 | 68.2 | 46.75 | 34.35 | 13.79 | 37.82 | 259 | 25 | A | V |
| | * | | 6025 | 103.1 | - | - | 93.01 | 34 | 13.92 | 37.83 | 259 | 25 | P | V |
| | * | | 6025 | 95.07 | - | - | 84.98 | 34 | 13.92 | 37.83 | 259 | 25 | P | V |
| | | | | | | | | | | | | | V | |
| | | | | | | | | | | | | | V | |
| Remark | 1. No other spurious found. 2. All results are PASS against Peak and Average limit line. | | | | | | | | | | | | | |



| WIFI Ant. 7+8 | Note | Frequency (MHz) | Level (dBμV/m) | Margin (dB) | Limit Line (dBμV/m) | Read Level (dBμV) | Antenna Factor (dB/m) | Path Loss (dB) | Preamp Factor (dB) | Ant Pos (cm) | Table Pos (deg) | Peak Avg. (P/A) | Pol. (H/V) | |
|--------------------------------------------|---------------------------------------------------------------------------------------------|-------------------|------------------|---------------|-----------------------|-------------------|-------------------------|------------------|----------------------|----------------|-------------------|-----------------|------------|---|
| 802.11ax HE160 Full CH 79 6345MHz | | 12690 | 52.11 | -21.89 | 74 | 34.51 | 39.49 | 20.94 | 42.83 | 297 | 11 | P | H | |
| | | 12690 | 42.79 | -11.21 | 54 | 25.19 | 39.49 | 20.94 | 42.83 | 297 | 11 | A | H | |
| | | 19035 | 50.87 | -23.13 | 74 | 50.89 | 38.23 | 15.62 | 53.87 | 150 | 35 | P | H | |
| | | 19035 | 42.23 | -11.77 | 54 | 42.25 | 38.23 | 15.62 | 53.87 | 150 | 35 | A | H | |
| | | | | | | | | | | | | | H | |
| | | | | | | | | | | | | | H | |
| | | | | | | | | | | | | | H | |
| | | | | | | | | | | | | | H | |
| | | | | | | | | | | | | | H | |
| | | | | | | | | | | | | | H | |
| | | | | | | | | | | | | | H | |
| | | | | | | | | | | | | | H | |
| | | | 12690 | 52.18 | -21.82 | 74 | 34.58 | 39.49 | 20.94 | 42.83 | 128 | 177 | P | V |
| | | | 12690 | 42.76 | -11.24 | 54 | 25.16 | 39.49 | 20.94 | 42.83 | 128 | 177 | A | V |
| | | | 19035 | 50.45 | -23.55 | 74 | 50.47 | 38.23 | 15.62 | 53.87 | 150 | 5 | P | V |
| | | | 19035 | 41.34 | -12.66 | 54 | 41.36 | 38.23 | 15.62 | 53.87 | 150 | 5 | A | V |
| | | | | | | | | | | | | | | V |
| | | | | | | | | | | | | | | V |
| | | | | | | | | | | | | | V | |
| | | | | | | | | | | | | | V | |
| | | | | | | | | | | | | | V | |
| | | | | | | | | | | | | | V | |
| | | | | | | | | | | | | | V | |
| Remark | 1. No other spurious found. 2. All results are PASS against Peak and Average limit line. | | | | | | | | | | | | | |



**Band 5 5925~6425MHz
WIFI 802.11ax HE160 Partial 996 (Band Edge @ 3m)**

| WIFI Ant. 7+8 | Note | Frequency (MHz) | Level (dBμV/m) | Margin (dB) | Limit Line (dBμV/m) | Read Level (dBμV) | Antenna Factor (dB/m) | Path Loss (dB) | Preamp Factor (dB) | Ant Pos (cm) | Table Pos (deg) | Peak Avg. (P/A) | Pol. (H/V) | |
|---------------------------------------------|---------------------------------------------------------------------------------------------|-------------------|------------------|---------------|-----------------------|-------------------|-------------------------|------------------|----------------------|----------------|-------------------|-----------------|------------|---|
| 802.11ax HE160 Partial 996/67 CH 15 6025MHz | | 5894.12 | 74.83 | -13.37 | 88.2 | 64.53 | 34.36 | 13.75 | 37.81 | 303 | 339 | P | H | |
| | | 5898.92 | 64.26 | -3.94 | 68.2 | 53.92 | 34.39 | 13.76 | 37.81 | 303 | 339 | A | H | |
| | * | 6025 | 106.77 | - | - | 96.68 | 34 | 13.92 | 37.83 | 303 | 339 | P | H | |
| | * | 6025 | 99.58 | - | - | 89.49 | 34 | 13.92 | 37.83 | 303 | 339 | A | H | |
| | | | | | | | | | | | | | H | |
| | | | | | | | | | | | | | | H |
| | | | 5894.12 | 71.21 | -16.99 | 88.2 | 60.91 | 34.36 | 13.75 | 37.81 | 258 | 25 | P | V |
| | | | 5893.8 | 60.69 | -7.51 | 68.2 | 50.39 | 34.36 | 13.75 | 37.81 | 258 | 25 | A | V |
| | * | | 6025 | 104.77 | - | - | 94.68 | 34 | 13.92 | 37.83 | 258 | 25 | P | V |
| | * | | 6025 | 96.17 | - | - | 86.08 | 34 | 13.92 | 37.83 | 258 | 25 | A | V |
| | | | | | | | | | | | | | V | |
| | | | | | | | | | | | | | V | |
| Remark | 1. No other spurious found. 2. All results are PASS against Peak and Average limit line. | | | | | | | | | | | | | |



| WIFI Ant. 7+8 | Note | Frequency (MHz) | Level (dBμV/m) | Margin (dB) | Limit Line (dBμV/m) | Read Level (dBμV) | Antenna Factor (dB/m) | Path Loss (dB) | Preamp Factor (dB) | Ant Pos (cm) | Table Pos (deg) | Peak Avg. (P/A) | Pol. (H/V) | |
|------------------------------|------|-------------------|------------------|---------------|-----------------------|-------------------|-------------------------|------------------|----------------------|----------------|-------------------|-----------------|------------|---|
| 802.11a CH 149 6695MHz | | 13390 | 59 | -15 | 74 | 39.92 | 40.08 | 21.9 | 42.9 | 162 | 63 | P | H | |
| | | 13390 | 50.82 | -3.18 | 54 | 31.74 | 40.08 | 21.9 | 42.9 | 162 | 63 | A | H | |
| | | 20085 | 50.33 | -23.67 | 74 | 49.02 | 37.83 | 16.66 | 53.18 | 150 | 32 | P | H | |
| | | 20085 | 39.63 | -14.37 | 54 | 38.32 | 37.83 | 16.66 | 53.18 | 150 | 32 | A | H | |
| | | | | | | | | | | | | | H | |
| | | | | | | | | | | | | | H | |
| | | | | | | | | | | | | | H | |
| | | | | | | | | | | | | | H | |
| | | | | | | | | | | | | | H | |
| | | | | | | | | | | | | | H | |
| | | | | | | | | | | | | | H | |
| | | | | | | | | | | | | | H | |
| | | | 13390 | 55.28 | -18.72 | 74 | 36.2 | 40.08 | 21.9 | 42.9 | 300 | 345 | P | V |
| | | | 13390 | 47.08 | -6.92 | 54 | 28 | 40.08 | 21.9 | 42.9 | 300 | 345 | A | V |
| | | | 20085 | 51.76 | -22.24 | 74 | 50.45 | 37.83 | 16.66 | 53.18 | 150 | 39 | P | V |
| | | | 20085 | 40.41 | -13.59 | 54 | 39.1 | 37.83 | 16.66 | 53.18 | 150 | 39 | A | V |
| | | | | | | | | | | | | | | V |
| | | | | | | | | | | | | | | V |
| | | | | | | | | | | | | | V | |
| | | | | | | | | | | | | | V | |
| | | | | | | | | | | | | | V | |
| | | | | | | | | | | | | | V | |
| | | | | | | | | | | | | | V | |



| WiFi Ant. 7+8 | Note | Frequency (MHz) | Level (dBμV/m) | Margin (dB) | Limit Line (dBμV/m) | Read Level (dBμV) | Antenna Factor (dB/m) | Path Loss (dB) | Preamp Factor (dB) | Ant Pos (cm) | Table Pos (deg) | Peak Avg. (P/A) | Pol. (H/V) | |
|------------------------------|---------------------------------------------------------------------------------------------------------------------------------------------------------------------------------------------------------------------------------------------------------------------------------------------|-------------------|------------------|---------------|-----------------------|-------------------|-------------------------|------------------|----------------------|----------------|-------------------|-----------------|------------|---|
| 802.11a CH 185 6875MHz | | 13750 | 54.09 | -34.11 | 88.2 | 35.38 | 39.6 | 22.49 | 43.38 | - | - | P | H | |
| | | 20625 | 54.8 | -19.2 | 74 | 52.33 | 38.4 | 17.14 | 53.07 | 150 | 30 | P | H | |
| | | 20625 | 45.43 | -8.57 | 54 | 42.96 | 38.4 | 17.14 | 53.07 | 150 | 30 | A | H | |
| | | | | | | | | | | | | | H | |
| | | | | | | | | | | | | | H | |
| | | | | | | | | | | | | | H | |
| | | | | | | | | | | | | | H | |
| | | | | | | | | | | | | | H | |
| | | | | | | | | | | | | | H | |
| | | | | | | | | | | | | | H | |
| | | | | | | | | | | | | | H | |
| | | | 13750 | 52.81 | -35.39 | 88.2 | 34.1 | 39.6 | 22.49 | 43.38 | - | - | P | V |
| | | | 20625 | 57.77 | -16.23 | 74 | 55.3 | 38.4 | 17.14 | 53.07 | 150 | 20 | P | V |
| | | | 20625 | 48.92 | -5.08 | 54 | 46.45 | 38.4 | 17.14 | 53.07 | 150 | 20 | A | V |
| | | | | | | | | | | | | | | V |
| | | | | | | | | | | | | | | V |
| | | | | | | | | | | | | | | V |
| | | | | | | | | | | | | | | V |
| | | | | | | | | | | | | | | V |
| | | | | | | | | | | | | | | V |
| | | | | | | | | | | | | | V | |
| Remark | <ol style="list-style-type: none"> No other spurious found. All results are PASS against Peak and Average limit line. The emission position marked as "-" means no suspected emission found with sufficient margin against limit line or noise floor only. | | | | | | | | | | | | | |



Band 7 - 6525~6875MHz
WIFI 802.11ax HE20 Full (Harmonic @ 3m)

| WIFI Ant. 7+8 | Note | Frequency (MHz) | Level (dBμV/m) | Margin (dB) | Limit Line (dBμV/m) | Read Level (dBμV) | Antenna Factor (dB/m) | Path Loss (dB) | Preamp Factor (dB) | Ant Pos (cm) | Table Pos (deg) | Peak Avg. (P/A) | Pol. (H/V) | |
|-----------------------------------|------|-------------------|------------------|---------------|-----------------------|---------------------|-------------------------|------------------|----------------------|----------------|-------------------|-------------------|--------------|---|
| 802.11ax HE20 Full CH 117 6535MHz | | 13070 | 54.26 | -33.94 | 88.2 | 35.87 | 39.73 | 21.36 | 42.7 | - | - | P | H | |
| | | 19605 | 58.56 | -15.44 | 74 | 57.88 | 37.93 | 16.19 | 53.44 | 150 | 99 | P | H | |
| | | 19605 | 48.08 | -5.92 | 54 | 47.4 | 37.93 | 16.19 | 53.44 | 150 | 99 | A | H | |
| | | 26140 | 49 | -39.2 | 88.2 | 42.26 | 39.5 | 20.18 | 52.94 | 150 | 36 | P | H | |
| | | 26140 | 36.94 | -31.26 | 68.2 | 30.2 | 39.5 | 20.18 | 52.94 | 150 | 36 | A | H | |
| | | | | | | | | | | | | | | H |
| | | | | | | | | | | | | | | H |
| | | | | | | | | | | | | | | H |
| | | | | | | | | | | | | | | H |
| | | | | | | | | | | | | | | H |
| | | | | | | | | | | | | | | H |
| | | | | | | | | | | | | | | H |
| | | | | | | | | | | | | | | H |
| | | | | | | | | | | | | | | H |
| | | | | | | | | | | | | | | H |
| | | | | | | | | | | | | | | H |
| | | | 13070 | 52.51 | -35.69 | 88.2 | 34.12 | 39.73 | 21.36 | 42.7 | - | - | P | V |
| | | | 19605 | 59.52 | -14.48 | 74 | 58.84 | 37.93 | 16.19 | 53.44 | 150 | 8 | P | V |
| | | 19605 | 48.3 | -5.7 | 54 | 47.62 | 37.93 | 16.19 | 53.44 | 150 | 8 | A | V | |
| | | 26140 | 51.93 | -36.27 | 88.2 | 45.19 | 39.5 | 20.18 | 52.94 | 150 | 45 | P | V | |
| | | 26140 | 37.59 | -30.61 | 68.2 | 30.85 | 39.5 | 20.18 | 52.94 | 150 | 45 | A | V | |
| | | | | | | | | | | | | | V | |
| | | | | | | | | | | | | | V | |
| | | | | | | | | | | | | | V | |
| | | | | | | | | | | | | | V | |
| | | | | | | | | | | | | | V | |
| | | | | | | | | | | | | | V | |
| | | | | | | | | | | | | | V | |
| | | | | | | | | | | | | | V | |



| WIFI Ant. 7+8 | Note | Frequency (MHz) | Level (dBμV/m) | Margin (dB) | Limit Line (dBμV/m) | Read Level (dBμV) | Antenna Factor (dB/m) | Path Loss (dB) | Preamp Factor (dB) | Ant Pos (cm) | Table Pos (deg) | Peak Avg. (P/A) | Pol. (H/V) | |
|--------------------------------------------|------|-------------------|------------------|---------------|-----------------------|-------------------|-------------------------|------------------|----------------------|----------------|-------------------|-----------------|------------|---|
| 802.11ax HE20 Full CH 149 6695MHz | | 13390 | 58.47 | -15.53 | 74 | 39.39 | 40.08 | 21.9 | 42.9 | 163 | 65 | P | H | |
| | | 13390 | 50.5 | -3.5 | 54 | 31.42 | 40.08 | 21.9 | 42.9 | 163 | 65 | A | H | |
| | | 20085 | 54.29 | -19.71 | 74 | 52.98 | 37.83 | 16.66 | 53.18 | 150 | 15 | P | H | |
| | | 20085 | 41 | -13 | 54 | 39.69 | 37.83 | 16.66 | 53.18 | 150 | 15 | A | H | |
| | | | | | | | | | | | | | H | |
| | | | | | | | | | | | | | H | |
| | | | | | | | | | | | | | H | |
| | | | | | | | | | | | | | H | |
| | | | | | | | | | | | | | H | |
| | | | | | | | | | | | | | H | |
| | | | | | | | | | | | | | H | |
| | | | | | | | | | | | | | H | |
| | | | 13390 | 55.03 | -18.97 | 74 | 35.95 | 40.08 | 21.9 | 42.9 | 300 | 345 | P | V |
| | | | 13390 | 47.42 | -6.58 | 54 | 28.34 | 40.08 | 21.9 | 42.9 | 300 | 345 | A | V |
| | | | 20085 | 53.11 | -20.89 | 74 | 51.8 | 37.83 | 16.66 | 53.18 | 150 | 40 | P | V |
| | | | 20085 | 41.05 | -12.95 | 54 | 39.74 | 37.83 | 16.66 | 53.18 | 150 | 40 | A | V |
| | | | | | | | | | | | | | | V |
| | | | | | | | | | | | | | | V |
| | | | | | | | | | | | | | V | |
| | | | | | | | | | | | | | V | |
| | | | | | | | | | | | | | V | |
| | | | | | | | | | | | | | V | |
| | | | | | | | | | | | | | V | |



Band 7 - 6525~6875MHz
WIFI 802.11ax HE40 Full (Harmonic @ 3m)

| WIFI Ant. 7+8 | Note | Frequency (MHz) | Level (dBμV/m) | Margin (dB) | Limit Line (dBμV/m) | Read Level (dBμV) | Antenna Factor (dB/m) | Path Loss (dB) | Preamp Factor (dB) | Ant Pos (cm) | Table Pos (deg) | Peak Avg. (P/A) | Pol. (H/V) |
|------------------|------|-------------------|------------------|---------------|-----------------------|-------------------|-------------------------|------------------|----------------------|----------------|-------------------|-----------------|------------|
| | | 13130 | 52.4 | -35.8 | 88.2 | 33.94 | 39.73 | 21.47 | 42.74 | - | - | P | H |
| | | 19695 | 55.71 | -18.29 | 74 | 55.02 | 37.79 | 16.28 | 53.38 | 150 | 102 | P | H |
| | | 19695 | 45.18 | -8.82 | 54 | 44.49 | 37.79 | 16.28 | 53.38 | 150 | 102 | A | H |
| | | | | | | | | | | | | | H |
| | | | | | | | | | | | | | H |
| | | | | | | | | | | | | | H |
| | | | | | | | | | | | | | H |
| | | | | | | | | | | | | | H |
| | | | | | | | | | | | | | H |
| | | | | | | | | | | | | | H |
| 802.11ax | | | | | | | | | | | | | H |
| HE40 Full | | | | | | | | | | | | | H |
| CH 123 | | 13130 | 51.89 | -36.31 | 88.2 | 33.43 | 39.73 | 21.47 | 42.74 | - | - | P | V |
| 6565MHz | | 19695 | 58.39 | -15.61 | 74 | 57.7 | 37.79 | 16.28 | 53.38 | 150 | 7 | P | V |
| | | 19695 | 48 | -6 | 54 | 47.31 | 37.79 | 16.28 | 53.38 | 150 | 7 | A | V |
| | | | | | | | | | | | | | V |
| | | | | | | | | | | | | | V |
| | | | | | | | | | | | | | V |
| | | | | | | | | | | | | | V |
| | | | | | | | | | | | | | V |
| | | | | | | | | | | | | | V |
| | | | | | | | | | | | | | V |
| | | | | | | | | | | | | | V |
| | | | | | | | | | | | | | V |
| | | | | | | | | | | | | | V |
| | | | | | | | | | | | | | V |



Band 7 - 6525~6875MHz
WIFI 802.11ax HE80 Full (Harmonic @ 3m)

| WIFI Ant. 7+8 | Note | Frequency (MHz) | Level (dBμV/m) | Margin (dB) | Limit Line (dBμV/m) | Read Level (dBμV) | Antenna Factor (dB/m) | Path Loss (dB) | Preamp Factor (dB) | Ant Pos (cm) | Table Pos (deg) | Peak Avg. (P/A) | Pol. (H/V) |
|------------------|------|-------------------|------------------|---------------|-----------------------|-------------------|-------------------------|------------------|----------------------|----------------|-------------------|-----------------|------------|
| | | 13250 | 56.45 | -17.55 | 74 | 37.75 | 39.85 | 21.67 | 42.82 | 100 | 66 | P | H |
| | | 13250 | 46.64 | -7.36 | 54 | 27.94 | 39.85 | 21.67 | 42.82 | 100 | 66 | A | H |
| | | 19875 | 49.65 | -24.35 | 74 | 48.67 | 37.8 | 16.46 | 53.28 | 150 | 47 | P | H |
| | | 19875 | 40.47 | -13.53 | 54 | 39.49 | 37.8 | 16.46 | 53.28 | 150 | 47 | A | H |
| | | | | | | | | | | | | | H |
| | | | | | | | | | | | | | H |
| | | | | | | | | | | | | | H |
| | | | | | | | | | | | | | H |
| | | | | | | | | | | | | | H |
| | | | | | | | | | | | | | H |
| 802.11ax | | | | | | | | | | | | | H |
| HE80 Full | | | | | | | | | | | | | H |
| CH 135 | | 13250 | 54.51 | -19.49 | 74 | 35.81 | 39.85 | 21.67 | 42.82 | 296 | 344 | P | V |
| 6625MHz | | 13250 | 44.57 | -9.43 | 54 | 25.87 | 39.85 | 21.67 | 42.82 | 296 | 344 | A | V |
| | | 19875 | 51.52 | -22.48 | 74 | 50.54 | 37.8 | 16.46 | 53.28 | 150 | 6 | P | V |
| | | 19875 | 43.13 | -10.87 | 54 | 42.15 | 37.8 | 16.46 | 53.28 | 150 | 6 | A | V |
| | | | | | | | | | | | | | V |
| | | | | | | | | | | | | | V |
| | | | | | | | | | | | | | V |
| | | | | | | | | | | | | | V |
| | | | | | | | | | | | | | V |
| | | | | | | | | | | | | | V |
| | | | | | | | | | | | | | V |
| | | | | | | | | | | | | | V |
| | | | | | | | | | | | | | V |



Band 7 - 6525~6875MHz
WIFI 802.11ax HE160 Full (Harmonic @ 3m)

| WIFI Ant. 7+8 | Note | Frequency (MHz) | Level (dBμV/m) | Margin (dB) | Limit Line (dBμV/m) | Read Level (dBμV) | Antenna Factor (dB/m) | Path Loss (dB) | Preamp Factor (dB) | Ant Pos (cm) | Table Pos (deg) | Peak Avg. (P/A) | Pol. (H/V) |
|-------------------|------|-------------------|------------------|---------------|-----------------------|---------------------|-------------------------|------------------|----------------------|----------------|-------------------|-------------------|--------------|
| | | 13330 | 55.97 | -18.03 | 74 | 37.07 | 39.96 | 21.8 | 42.86 | 100 | 67 | P | H |
| | | 13330 | 47 | -7 | 54 | 28.1 | 39.96 | 21.8 | 42.86 | 100 | 67 | A | H |
| | | 19995 | 49 | -25 | 74 | 47.72 | 37.9 | 16.58 | 53.2 | 150 | 57 | P | H |
| | | 19995 | 40.36 | -13.64 | 54 | 39.08 | 37.9 | 16.58 | 53.2 | 150 | 57 | A | H |
| | | | | | | | | | | | | | H |
| | | | | | | | | | | | | | H |
| | | | | | | | | | | | | | H |
| | | | | | | | | | | | | | H |
| | | | | | | | | | | | | | H |
| | | | | | | | | | | | | | H |
| 802.11ax | | | | | | | | | | | | | H |
| HE160 Full | | | | | | | | | | | | | H |
| CH 143 | | 13330 | 54.1 | -19.9 | 74 | 35.2 | 39.96 | 21.8 | 42.86 | 300 | 346 | P | V |
| 6665MHz | | 13330 | 44.75 | -9.25 | 54 | 25.85 | 39.96 | 21.8 | 42.86 | 300 | 346 | A | V |
| | | 19995 | 45.69 | -28.31 | 74 | 44.41 | 37.9 | 16.58 | 53.2 | 150 | 344 | P | V |
| | | 19995 | 38.06 | -15.94 | 54 | 36.78 | 37.9 | 16.58 | 53.2 | 150 | 344 | A | V |
| | | | | | | | | | | | | | V |
| | | | | | | | | | | | | | V |
| | | | | | | | | | | | | | V |
| | | | | | | | | | | | | | V |
| | | | | | | | | | | | | | V |
| | | | | | | | | | | | | | V |
| | | | | | | | | | | | | | V |
| | | | | | | | | | | | | | V |
| | | | | | | | | | | | | | V |



| WIFI Ant. 7+8 | Note | Frequency (MHz) | Level (dBμV/m) | Margin (dB) | Limit Line (dBμV/m) | Read Level (dBμV) | Antenna Factor (dB/m) | Path Loss (dB) | Preamp Factor (dB) | Ant Pos (cm) | Table Pos (deg) | Peak Avg. (P/A) | Pol. (H/V) | |
|---------------------------------------------|---------------------------------------------------------------------------------------------------------------------------------------------------------------------------------------------------------------------------------------------------------------------------------------------|-------------------|------------------|---------------|-----------------------|-------------------|-------------------------|------------------|----------------------|----------------|-------------------|-----------------|------------|---|
| 802.11ax HE160 Full CH 175 6825MHz | | 13650 | 54.66 | -33.54 | 88.2 | 35.75 | 39.8 | 22.33 | 43.22 | - | - | P | H | |
| | | 20475 | 49.93 | -24.07 | 74 | 47.97 | 38.06 | 17 | 53.1 | 150 | 45 | P | H | |
| | | 20475 | 41.69 | -12.31 | 54 | 39.73 | 38.06 | 17 | 53.1 | 150 | 45 | A | H | |
| | | | | | | | | | | | | | H | |
| | | | | | | | | | | | | | H | |
| | | | | | | | | | | | | | H | |
| | | | | | | | | | | | | | H | |
| | | | | | | | | | | | | | H | |
| | | | | | | | | | | | | | H | |
| | | | | | | | | | | | | | H | |
| | | | | | | | | | | | | | H | |
| | | | | | | | | | | | | | H | |
| | | | 13650 | 53.17 | -35.03 | 88.2 | 34.26 | 39.8 | 22.33 | 43.22 | - | - | P | V |
| | | | 20475 | 50.84 | -23.16 | 74 | 48.88 | 38.06 | 17 | 53.1 | 150 | 35 | P | V |
| | | | 20475 | 40.19 | -13.81 | 54 | 38.23 | 38.06 | 17 | 53.1 | 150 | 35 | A | V |
| | | | | | | | | | | | | | | V |
| | | | | | | | | | | | | | | V |
| | | | | | | | | | | | | | | V |
| | | | | | | | | | | | | | | V |
| | | | | | | | | | | | | | V | |
| | | | | | | | | | | | | | V | |
| | | | | | | | | | | | | | V | |
| | | | | | | | | | | | | | V | |
| Remark | <ol style="list-style-type: none"> No other spurious found. All results are PASS against Peak and Average limit line. The emission position marked as "-" means no suspected emission found with sufficient margin against limit line or noise floor only. | | | | | | | | | | | | | |



Emission below 1GHz

WIFI 802.11a (LF @ 3m)

| WIFI | Note | Frequency | Level | Margin | Limit | Read | Antenna | Path | Preamp | Ant | Table | Peak | Pol. | |
|---------------|------|-----------|------------|--------|------------|----------|----------|--------|--------|--------|---------|-------|-------|---|
| Ant. | | | | | Line | Level | Factor | Loss | Factor | Pos | Pos | Avg. | | |
| 7+8 | | (MHz) | (dBμV/m) | (dB) | (dBμV/m) | (dBμV) | (dB/m) | (dB) | (dB) | (cm) | (deg) | (P/A) | (H/V) | |
| 802.11a LF | | 30 | 26.01 | -13.99 | 40 | 36.07 | 24.56 | 1.14 | 35.76 | - | - | P | H | |
| | | 127.97 | 28.88 | -14.62 | 43.5 | 44.76 | 17.57 | 2.18 | 35.63 | - | - | P | H | |
| | | 168.71 | 26.47 | -17.03 | 43.5 | 43.88 | 15.69 | 2.46 | 35.56 | - | - | P | H | |
| | | 576.11 | 29.35 | -16.65 | 46 | 33.51 | 25.87 | 4.49 | 34.52 | - | - | P | H | |
| | | 683.78 | 30.6 | -15.4 | 46 | 33.45 | 26.52 | 4.79 | 34.16 | - | - | P | H | |
| | | 959.26 | 36.05 | -9.95 | 46 | 32.34 | 31.12 | 5.69 | 33.1 | - | - | P | H | |
| | | | | | | | | | | | | | | H |
| | | | | | | | | | | | | | | H |
| | | | | | | | | | | | | | | H |
| | | | | | | | | | | | | | | H |
| | | | | | | | | | | | | | | H |
| | | | | | | | | | | | | | | H |
| | | | | | | | | | | | | | | H |
| | | | | | | | | | | | | | | H |
| | | | | | | | | | | | | | | H |
| | | | 30 | 35.27 | -4.73 | 40 | 45.33 | 24.56 | 1.14 | 35.76 | 100 | 320 | Q | V |
| | | | 122.15 | 26.39 | -17.11 | 43.5 | 42.31 | 17.6 | 2.12 | 35.64 | - | - | P | V |
| | | | 167.74 | 22.16 | -21.34 | 43.5 | 39.52 | 15.75 | 2.45 | 35.56 | - | - | P | V |
| | | 566.41 | 29 | -17 | 46 | 32.99 | 26.09 | 4.47 | 34.55 | - | - | P | V | |
| | | 741.98 | 31.95 | -14.05 | 46 | 32.99 | 27.91 | 4.97 | 33.92 | - | - | P | V | |
| | | 949.56 | 35.47 | -10.53 | 46 | 32.22 | 30.72 | 5.66 | 33.13 | - | - | P | V | |
| | | | | | | | | | | | | | V | |
| | | | | | | | | | | | | | V | |
| | | | | | | | | | | | | | V | |
| | | | | | | | | | | | | | V | |
| | | | | | | | | | | | | | V | |
| | | | | | | | | | | | | | V | |

Remark

- No other spurious found.
- All results are PASS against limit line.
- The emission position marked as "-" means no suspected emission found and emission level has at least 6dB margin against limit or emission is noise floor only.



Note symbol

| | |
|-----|----------------------------------------------------------------------------------------------------------------------------------------------------------|
| * | Fundamental Frequency which can be ignored. However, the level of any unwanted emissions shall not exceed the level of the fundamental frequency. |
| ! | Test result is Margin line. |
| P/A | Peak or Average |
| H/V | Horizontal or Vertical |



A calculation example for radiated spurious emission is shown as below:

| WIFI | Note | Frequency | Level | Margin | Limit | Read | Antenna | Path | Preamp | Ant | Table | Peak | Pol. |
|---------|------|-----------|------------|--------|------------|----------|----------|--------|--------|--------|---------|---------|---------|
| Ant. | | | | | Line | Level | Factor | Loss | Factor | Pos | Pos | Avg. | |
| 7+8 | | (MHz) | (dBμV/m) | (dB) | (dBμV/m) | (dBμV) | (dB/m) | (dB) | (dB) | (cm) | (deg) | (P/A) | (H/V) |
| 802.11a | | 5925 | 55.45 | -32.75 | 88.2 | 54.51 | 32.22 | 4.58 | 35.86 | 103 | 308 | P | H |
| CH 01 | | 5925 | 43.54 | -24.66 | 68.2 | 42.6 | 32.22 | 4.58 | 35.86 | 103 | 308 | A | H |
| 5955MHz | | | | | | | | | | | | | |

1. Path Loss(dB) = Cable loss(dB) + Filter loss(dB) + Attenuator loss(dB)
2. Level(dBμV/m) = Antenna Factor(dB/m) + Path Loss(dB) + Read Level(dBμV) - Preamp Factor(dB)
3. Margin(dB) = Level(dBμV/m) – Limit Line(dBμV/m)

For Peak Limit @ 5925MHz:

1. Level(dBμV/m)
= Antenna Factor(dB/m) + Path Loss(dB) + Read Level(dBμV) - Preamp Factor(dB)
= 32.22(dB/m) + 4.58(dB) + 54.51(dBμV) – 35.86 (dB)
= 55.45 (dBμV/m)
2. Margin(dB)
= Level(dBμV/m) – Limit Line(dBμV/m)
= 55.45(dBμV/m) – 74(dBμV/m)
= -32.75(dB)

For Average Limit @ 5925MHz:

1. Level(dBμV/m)
= Antenna Factor(dB/m) + Path Loss(dB) + Read Level(dBμV) - Preamp Factor(dB)
= 32.22(dB/m) + 4.58(dB) + 42.6(dBμV) – 35.86 (dB)
= 43.54 (dBμV/m)
2. Margin(dB) = Level(dBμV/m) – Limit Line(dBμV/m)
= 43.54(dBμV/m) – 54(dBμV/m)
= -24.66(dB)

Both peak and average measured complies with the limit line, so test result is "PASS".

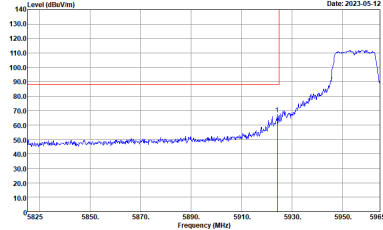
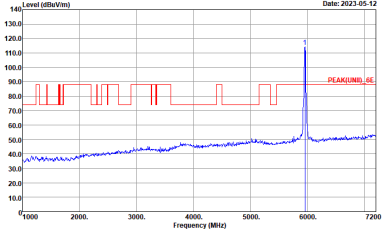
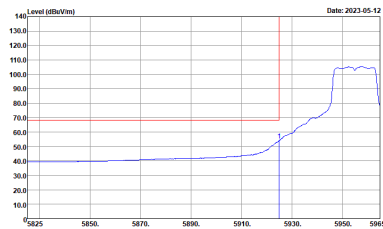
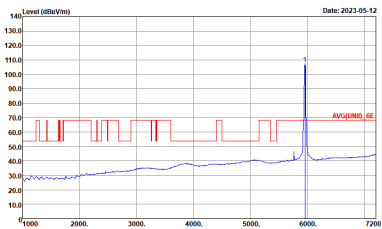


Appendix D. Radiated Spurious Emission Plots

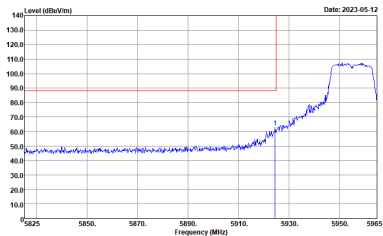
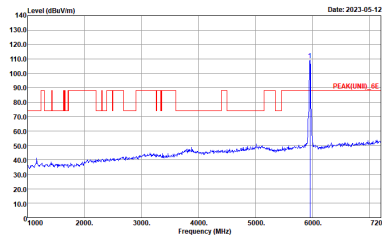
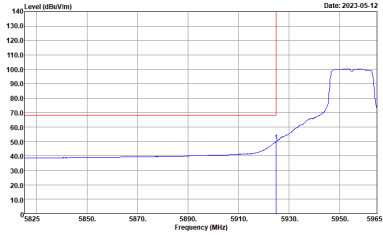
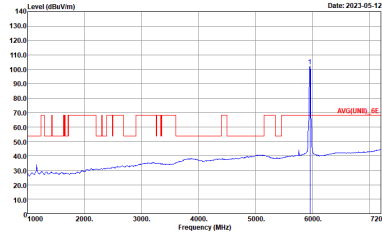
| | | | |
|-----------------|----------------------------------------|---------------------|-------------|
| Test Engineer : | John Chuang, JC Liang and Howard Huang | Temperature : | 18.2~22.4°C |
| | | Relative Humidity : | 66.8~69.1% |



Band 5 - 5925~6425MHz
WIFI 802.11a (Band Edge @ 3m)

| WIFI | Band 5 5925~6425MHz Band Edge @ 3m | |
|-------------|-------------------------------------------------------------------------------------------------------------------------------------------------------------------------------------------------------------------------------------------------------------------------------------------------------------------------------------------------------------------------------------------------------------------------------------------------------------------------------------------|------------------------------------------------------------------------------------------------------------------------------------------------------------------------------------------------------------------------------------------------------------------------------------------------------------------------------------------------------------------------------------------------------------------------------------------------------------------------------------------|
| ANT | 802.11a CH01 5955MHz | |
| 7+8 | Horizontal | Fundamental |
| Peak |  <p>Level (dBuV/m) vs Frequency (MHz) plot for Horizontal. The y-axis ranges from 10.0 to 140.0 dBuV/m, and the x-axis ranges from 5825 to 5965 MHz. A red line indicates the peak level at approximately 110 dBuV/m around 5930 MHz.</p> <p>Site : 03CH20-HY Condition : PEAK_BE(UNIT)_6E 3m 91200_02360_221104 HORIZONTAL : RBW:1000.000KHz VBW:3000.000KHz SWT:Auto</p> |  <p>Level (dBuV/m) vs Frequency (MHz) plot for Fundamental. The y-axis ranges from 10.0 to 140.0 dBuV/m, and the x-axis ranges from 1000 to 7200 MHz. A red line indicates the peak level at approximately 110 dBuV/m around 6000 MHz.</p> <p>Site : 03CH20-HY Condition : PEAK(UNIT)_6E 3m 91200_02360_221104 HORIZONTAL : RBW:1000.000KHz VBW:3000.000KHz SWT:Auto</p> |
| Avg. |  <p>Level (dBuV/m) vs Frequency (MHz) plot for Horizontal. The y-axis ranges from 10.0 to 140.0 dBuV/m, and the x-axis ranges from 5825 to 5965 MHz. A red line indicates the average level at approximately 70 dBuV/m around 5930 MHz.</p> <p>Site : 03CH20-HY Condition : AVG_BE(UNIT)_6E 3m 91200_02360_221104 HORIZONTAL : RBW:1000.000KHz VBW:0.010KHz SWT:Auto</p> |  <p>Level (dBuV/m) vs Frequency (MHz) plot for Fundamental. The y-axis ranges from 10.0 to 140.0 dBuV/m, and the x-axis ranges from 1000 to 7200 MHz. A red line indicates the average level at approximately 70 dBuV/m around 6000 MHz.</p> <p>Site : 03CH20-HY Condition : AVG(UNIT)_6E 3m 91200_02360_221104 HORIZONTAL : RBW:1000.000KHz VBW:0.010KHz SWT:Auto</p> |



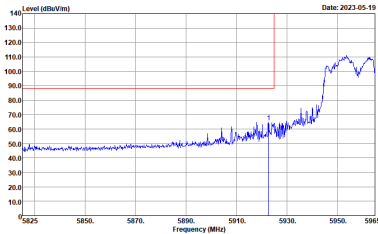
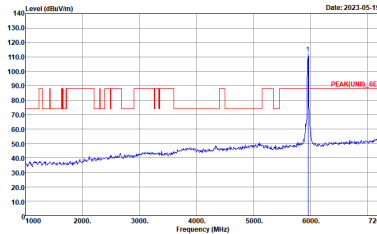
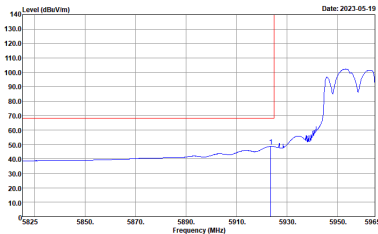
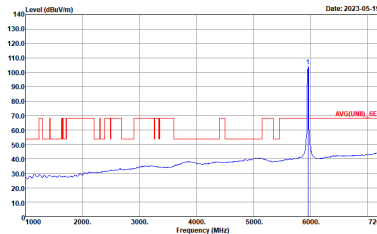
| WIFI | Band 5 5925~6425MHz Band Edge @ 3m | |
|------|--------------------------------------------------------------------------------------------------------------------------------------------------------------------------------------------------------------------------|------------------------------------------------------------------------------------------------------------------------------------------------------------------------------------------------------------------------|
| ANT | 802.11a CH01 5955MHz | |
| 7+8 | Vertical | Fundamental |
| Peak |  <p>Site : 03CH20-HY Condition : PEAK_BE(UNIT)_6E 3m 91200_02360_221104 VERTICAL : RBW:1000.000KHz VBW:3000.000KHz SWT:Auto</p> |  <p>Site : 03CH20-HY Condition : PEAK(UNIT)_6E 3m 91200_02360_221104 VERTICAL : RBW:1000.000KHz VBW:3000.000KHz SWT:Auto</p> |
| Avg. |  <p>Site : 03CH20-HY Condition : AVG_BE(UNIT)_6E 3m 91200_02360_221104 VERTICAL : RBW:1000.000KHz VBW:0.010KHz SWT:Auto</p> |  <p>Site : 03CH20-HY Condition : AVG(UNIT)_6E 3m 91200_02360_221104 VERTICAL : RBW:1000.000KHz VBW:0.010KHz SWT:Auto</p> |



Band 5 5925~6425MHz
WIFI 802.11ax HE20 Full (Band Edge @ 3m)

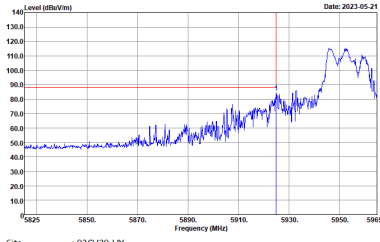
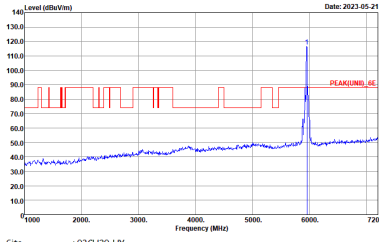
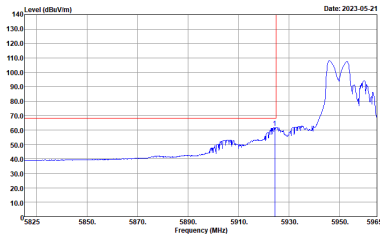
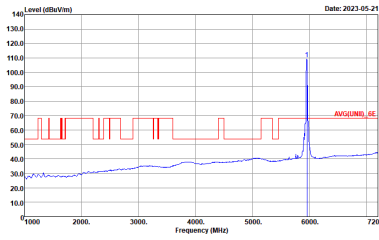
| WIFI | Band 5 5925~6425MHz Band Edge @ 3m | |
|------|----------------------------------------------------------------------------------------------------------------------------------------------------------------|-------------------------------------------------------------------------------------------------------------------------------------------------------------|
| ANT | 802.11ax HE20 Full CH01 5955MHz | |
| 7+8 | Horizontal | Fundamental |
| Peak | <p>Site : 03CH20-HY Condition : PEAK_BE(UNIT)_6E 3m 91200_02360_221104 HORIZONTAL : RBW:1000.000KHz VBW:3000.000KHz SWT:Auto</p> | <p>Site : 03CH20-HY Condition : PEAK(UNIT)_6E 3m 91200_02360_221104 HORIZONTAL : RBW:1000.000KHz VBW:3000.000KHz SWT:Auto</p> |
| Avg. | <p>Site : 03CH20-HY Condition : AVG_BE(UNIT)_6E 3m 91200_02360_221104 HORIZONTAL : RBW:1000.000KHz VBW:0.010KHz SWT:Auto</p> | <p>Site : 03CH20-HY Condition : AVG(UNIT)_6E 3m 91200_02360_221104 HORIZONTAL : RBW:1000.000KHz VBW:0.010KHz SWT:Auto</p> |



| WIFI | Band 5 5925~6425MHz Band Edge @ 3m | |
|------|--------------------------------------------------------------------------------------------------------------------------------------------------------------------------------------------------------------------------|------------------------------------------------------------------------------------------------------------------------------------------------------------------------------------------------------------------------|
| ANT | 802.11ax HE20 Full CH01 5955MHz | |
| 7+8 | Vertical | Fundamental |
| Peak |  <p>Site : 03CH20-HY Condition : PEAK_BE(UNIT)_6E 3m 91200_02360_221104 VERTICAL : RBW:1000.000kHz VBW:3000.000kHz SWT:Auto</p> |  <p>Site : 03CH20-HY Condition : PEAK(UNIT)_6E 3m 91200_02360_221104 VERTICAL : RBW:1000.000kHz VBW:3000.000kHz SWT:Auto</p> |
| Avg. |  <p>Site : 03CH20-HY Condition : AVG_BE(UNIT)_6E 3m 91200_02360_221104 VERTICAL : RBW:1000.000kHz VBW:0.010kHz SWT:Auto</p> |  <p>Site : 03CH20-HY Condition : AVG(UNIT)_6E 3m 91200_02360_221104 VERTICAL : RBW:1000.000kHz VBW:0.010kHz SWT:Auto</p> |



Band 5 5925~6425MHz
WIFI 802.11ax HE20 Partial 106 (Band Edge @ 3m)

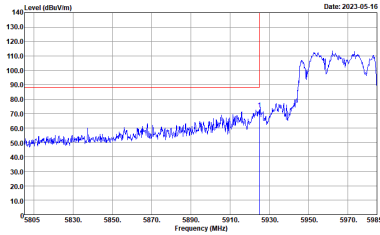
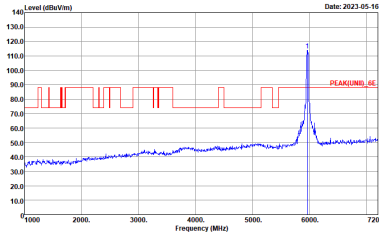
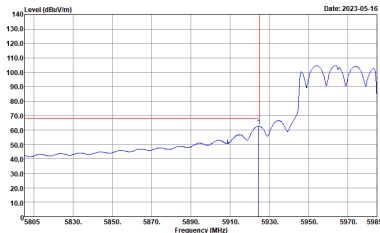
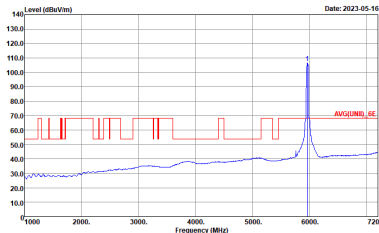
| WIFI | Band 5 5925~6425MHz Band Edge @ 3m | |
|------|--------------------------------------------------------------------------------------------------------------------------------------------------------------------------------------------------------------------------------------------------|------------------------------------------------------------------------------------------------------------------------------------------------------------------------------------------------------------------------------------------------|
| ANT | 802.11ax HE20 Partial 106/53 CH01 5955MHz | |
| 7+8 | Horizontal | Fundamental |
| Peak |  <p>Site : 03CH20-HY Condition : PEAK_BE(UNIT)_6E 3m 91200_02360_221104 HORIZONTAL : RBW:1000.000KHz VBW:3000.000KHz SWT:Auto</p> |  <p>Site : 03CH20-HY Condition : PEAK(UNIT)_6E 3m 91200_02360_221104 HORIZONTAL : RBW:1000.000KHz VBW:3000.000KHz SWT:Auto</p> |
| Avg. |  <p>Site : 03CH20-HY Condition : AVG_BE(UNIT)_6E 3m 91200_02360_221104 HORIZONTAL : RBW:1000.000KHz VBW:0.300KHz SWT:Auto</p> |  <p>Site : 03CH20-HY Condition : AVG(UNIT)_6E 3m 91200_02360_221104 HORIZONTAL : RBW:1000.000KHz VBW:0.300KHz SWT:Auto</p> |



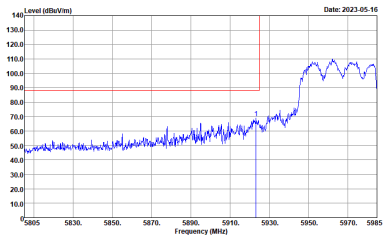
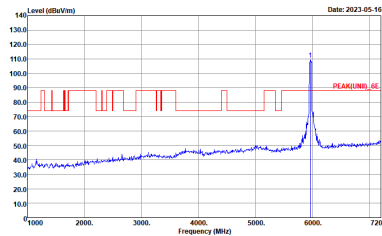
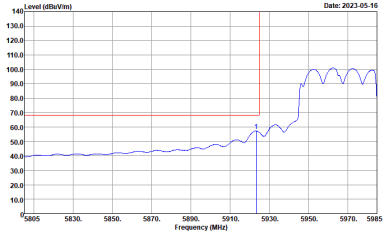
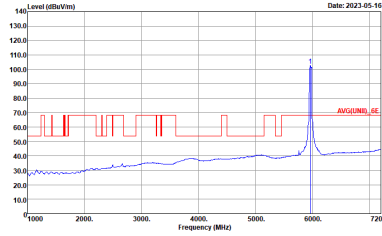
| WIFI | Band 5 5925~6425MHz Band Edge @ 3m | |
|------|----------------------------------------------------------------------------------------------------------------------------------------|-------------------------------------------------------------------------------------------------------------------------------------|
| ANT | 802.11ax HE20 Partial 106/53 CH01 5955MHz | |
| 7+8 | Vertical | Fundamental |
| Peak | <p>Site : 03CH20-HY Condition : PEAK_BE(UNIT)_6E 3m 91200_02360_221104 VERTICAL : RBW:1000.000kHz VBW:3000.000kHz SWT:Auto</p> | <p>Site : 03CH20-HY Condition : PEAK(UNIT)_6E 3m 91200_02360_221104 VERTICAL : RBW:1000.000kHz VBW:3000.000kHz SWT:Auto</p> |
| Avg. | <p>Site : 03CH20-HY Condition : AVG_BE(UNIT)_6E 3m 91200_02360_221104 VERTICAL : RBW:1000.000kHz VBW:3000kHz SWT:Auto</p> | <p>Site : 03CH20-HY Condition : AVG(UNIT)_6E 3m 91200_02360_221104 VERTICAL : RBW:1000.000kHz VBW:3000kHz SWT:Auto</p> |



Band 5 5925~6425MHz
WIFI 802.11ax HE40 Full (Band Edge @ 3m)

| WIFI | Band 5 5925~6425MHz Band Edge @ 3m | |
|------|--------------------------------------------------------------------------------------------------------------------------------------------------------------------------------------------------------------------------------------------------|------------------------------------------------------------------------------------------------------------------------------------------------------------------------------------------------------------------------------------------------|
| ANT | 802.11ax HE40 Full CH03 5965MHz | |
| 7+8 | Horizontal | Fundamental |
| Peak |  <p>Site : 03CH20-HY Condition : PEAK_BE(UNIT)_6E 3m 91200_02360_221104 HORIZONTAL : RBW:1000.000KHz VBW:3000.000KHz SWT:Auto</p> |  <p>Site : 03CH20-HY Condition : PEAK(UNIT)_6E 3m 91200_02360_221104 HORIZONTAL : RBW:1000.000KHz VBW:3000.000KHz SWT:Auto</p> |
| Avg. |  <p>Site : 03CH20-HY Condition : AVG_BE(UNIT)_6E 3m 91200_02360_221104 HORIZONTAL : RBW:1000.000KHz VBW:0.010KHz SWT:Auto</p> |  <p>Site : 03CH20-HY Condition : AVG(UNIT)_6E 3m 91200_02360_221104 HORIZONTAL : RBW:1000.000KHz VBW:0.010KHz SWT:Auto</p> |



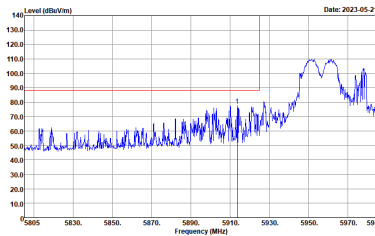
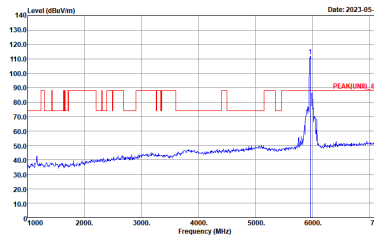
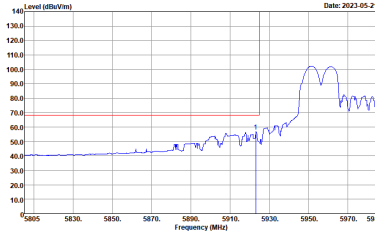
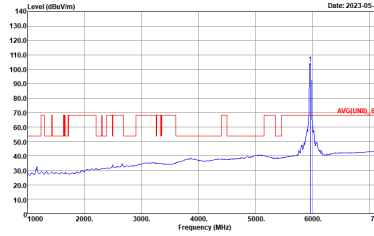
| | | |
|------|--------------------------------------------------------------------------------------------------------------------------------------------------------------------------------------------------------------------------|------------------------------------------------------------------------------------------------------------------------------------------------------------------------------------------------------------------------|
| WIFI | Band 5 5925~6425MHz Band Edge @ 3m | |
| ANT | 802.11ax HE40 Full CH03 5965MHz | |
| 7+8 | Vertical | Fundamental |
| Peak |  <p>Site : 03CH20-HY Condition : PEAK_BE(UNIT)_6E 3m 91200_02360_221104 VERTICAL : RBW:1000.000KHz VBW:3000.000KHz SWT:Auto</p> |  <p>Site : 03CH20-HY Condition : PEAK(UNIT)_6E 3m 91200_02360_221104 VERTICAL : RBW:1000.000KHz VBW:3000.000KHz SWT:Auto</p> |
| Avg. |  <p>Site : 03CH20-HY Condition : AVG_BE(UNIT)_6E 3m 91200_02360_221104 VERTICAL : RBW:1000.000KHz VBW:0.010KHz SWT:Auto</p> |  <p>Site : 03CH20-HY Condition : AVG(UNIT)_6E 3m 91200_02360_221104 VERTICAL : RBW:1000.000KHz VBW:0.010KHz SWT:Auto</p> |



Band 5 5925~6425MHz
WIFI 802.11ax HE40 Partial 242 (Band Edge @ 3m)

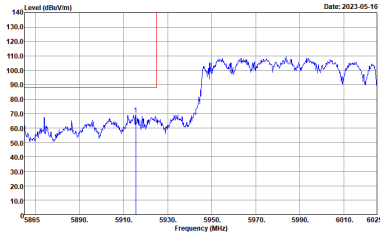
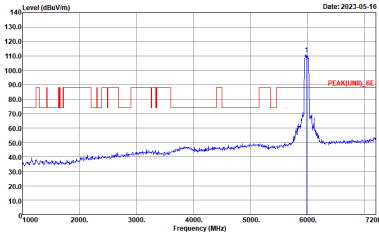
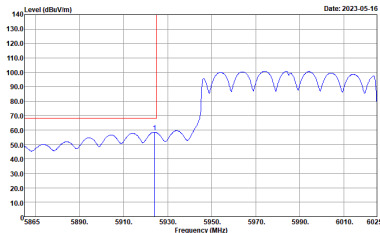
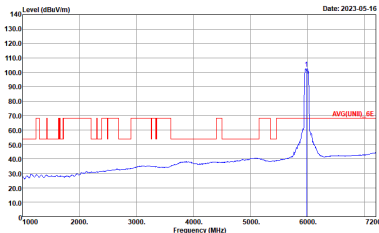
Table with 4 quadrants: Peak Horizontal, Peak Fundamental, Avg. Horizontal, Avg. Fundamental. Each quadrant contains a spectral plot and technical details like Site, Condition, and RBW.



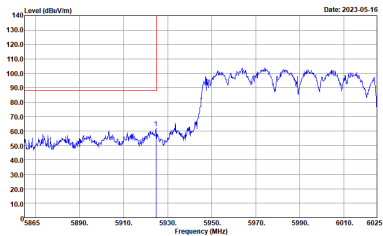
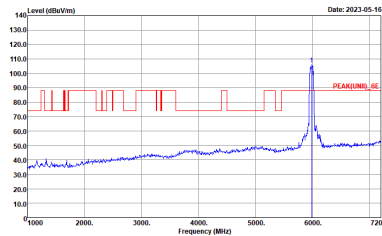
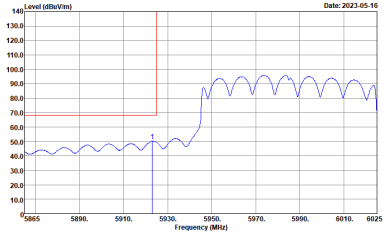
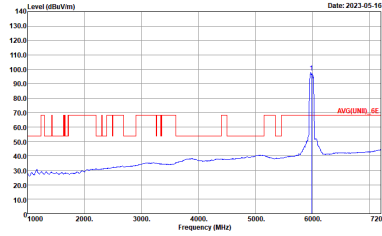
| WIFI | Band 5 5925~6425MHz Band Edge @ 3m | |
|------|--------------------------------------------------------------------------------------------------------------------------------------------------------------------------------------------------------------------------|------------------------------------------------------------------------------------------------------------------------------------------------------------------------------------------------------------------------|
| ANT | 802.11ax HE40 Partial 242/61 CH03 5965MHz | |
| 7+8 | Vertical | Fundamental |
| Peak |  <p>Site : 03CH20-HY Condition : PEAK_BE(UNIT)_6E 3m 91200_02360_221104 VERTICAL : RBW:1000.000KHz VBW:3000.000KHz SWT:Auto</p> |  <p>Site : 03CH20-HY Condition : PEAK(UNIT)_6E 3m 91200_02360_221104 VERTICAL : RBW:1000.000KHz VBW:3000.000KHz SWT:Auto</p> |
| Avg. |  <p>Site : 03CH20-HY Condition : AVG_BE(UNIT)_6E 3m 91200_02360_221104 VERTICAL : RBW:1000.000KHz VBW:0.010KHz SWT:Auto</p> |  <p>Site : 03CH20-HY Condition : AVG(UNIT)_6E 3m 91200_02360_221104 VERTICAL : RBW:1000.000KHz VBW:0.010KHz SWT:Auto</p> |



Band 5 5925~6425MHz
WIFI 802.11ax HE80 Full (Band Edge @ 3m)

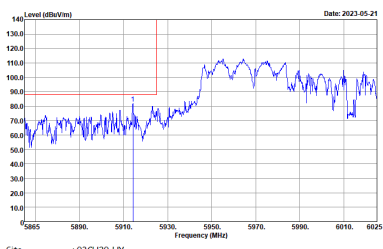
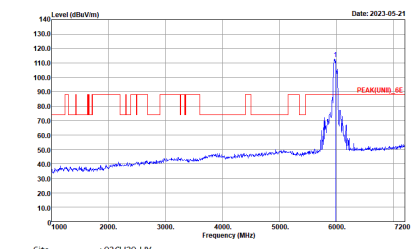
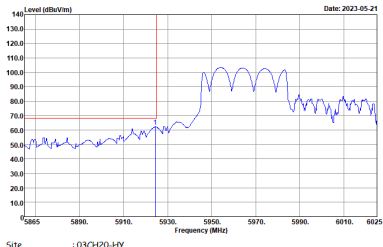
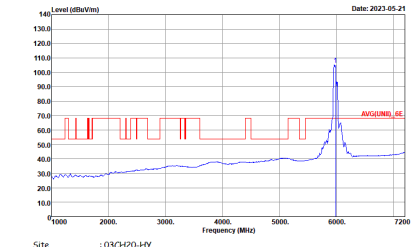
| WIFI | Band 5 5925~6425MHz Band Edge @ 3m | |
|------|--------------------------------------------------------------------------------------------------------------------------------------------------------------------------------------------------------------------------------------------------|------------------------------------------------------------------------------------------------------------------------------------------------------------------------------------------------------------------------------------------------|
| ANT | 802.11ax HE80 Full CH07 5985MHz | |
| 7+8 | Horizontal | Fundamental |
| Peak |  <p>Site : 03CH20-HY Condition : PEAK_BE(UNIT)_6E 3m 91200_02360_221104 HORIZONTAL : RBW:1000.000KHz VBW:3000.000KHz SWT:Auto</p> |  <p>Site : 03CH20-HY Condition : PEAK(UNIT)_6E 3m 91200_02360_221104 HORIZONTAL : RBW:1000.000KHz VBW:3000.000KHz SWT:Auto</p> |
| Avg. |  <p>Site : 03CH20-HY Condition : AVG_BE(UNIT)_6E 3m 91200_02360_221104 HORIZONTAL : RBW:1000.000KHz VBW:0.010KHz SWT:Auto</p> |  <p>Site : 03CH20-HY Condition : AVG(UNIT)_6E 3m 91200_02360_221104 HORIZONTAL : RBW:1000.000KHz VBW:0.010KHz SWT:Auto</p> |



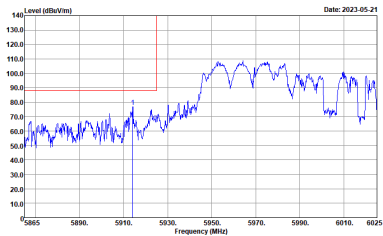
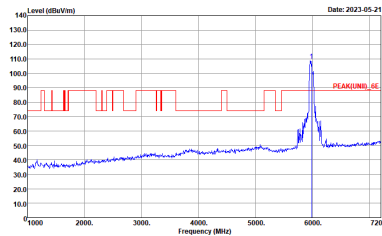
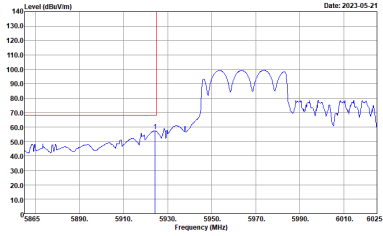
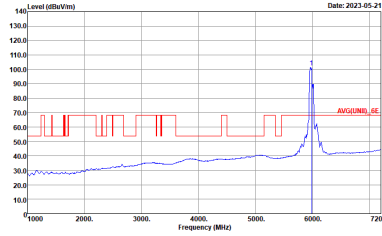
| WIFI | Band 5 5925~6425MHz Band Edge @ 3m | |
|------|--------------------------------------------------------------------------------------------------------------------------------------------------------------------------------------------------------------------------|------------------------------------------------------------------------------------------------------------------------------------------------------------------------------------------------------------------------|
| ANT | 802.11ax HE80 Full CH07 5985MHz | |
| 7+8 | Vertical | Fundamental |
| Peak |  <p>Site : 03CH20-HY Condition : PEAK_BE(UNIT)_6E 3m 91200_02360_221104 VERTICAL : RBW:1000.000KHz VBW:3000.000KHz SWT:Auto</p> |  <p>Site : 03CH20-HY Condition : PEAK(UNIT)_6E 3m 91200_02360_221104 VERTICAL : RBW:1000.000KHz VBW:3000.000KHz SWT:Auto</p> |
| Avg. |  <p>Site : 03CH20-HY Condition : AVG_BE(UNIT)_6E 3m 91200_02360_221104 VERTICAL : RBW:1000.000KHz VBW:0.010KHz SWT:Auto</p> |  <p>Site : 03CH20-HY Condition : AVG(UNIT)_6E 3m 91200_02360_221104 VERTICAL : RBW:1000.000KHz VBW:0.010KHz SWT:Auto</p> |



Band 5 5925~6425MHz
WIFI 802.11ax HE80 Partial 484 (Band Edge @ 3m)

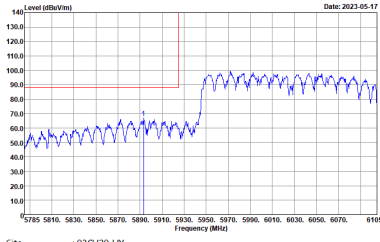
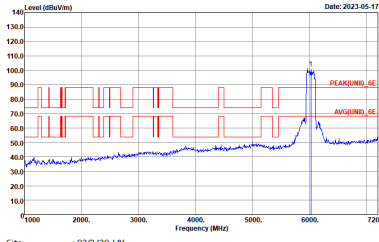
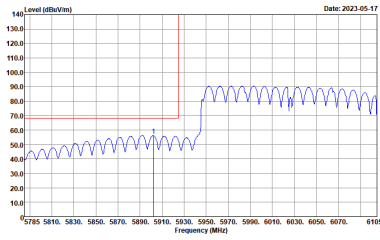
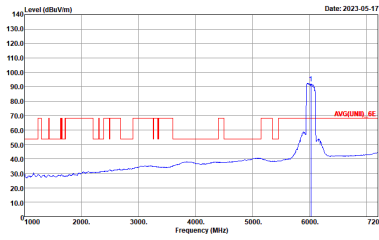
| WIFI | Band 5 5925~6425MHz Band Edge @ 3m | |
|-------------|--------------------------------------------------------------------------------------------------------------------------------------------------------------------------------------------------------------------------------------------------|------------------------------------------------------------------------------------------------------------------------------------------------------------------------------------------------------------------------------------------------|
| ANT | 802.11ax HE80 Partial 484/65 CH07 5985MHz | |
| 7+8 | Horizontal | Fundamental |
| Peak |  <p>Site : 03CH20-HY Condition : PEAK_BE(UNIT)_6E 3m 91200_02360_221104 HORIZONTAL : RBW:1000.000KHz VBW:3000.000KHz SWT:Auto</p> |  <p>Site : 03CH20-HY Condition : PEAK(UNIT)_6E 3m 91200_02360_221104 HORIZONTAL : RBW:1000.000KHz VBW:3000.000KHz SWT:Auto</p> |
| Avg. |  <p>Site : 03CH20-HY Condition : AVG_BE(UNIT)_6E 3m 91200_02360_221104 HORIZONTAL : RBW:1000.000KHz VBW:0.010KHz SWT:Auto</p> |  <p>Site : 03CH20-HY Condition : AVG(UNIT)_6E 3m 91200_02360_221104 HORIZONTAL : RBW:1000.000KHz VBW:0.010KHz SWT:Auto</p> |



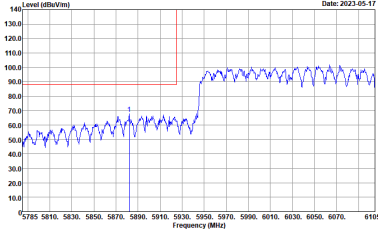
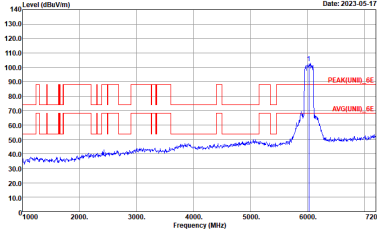
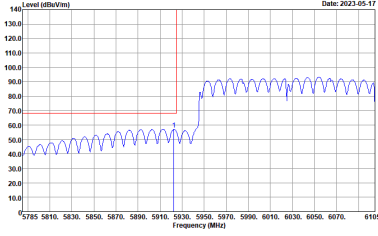
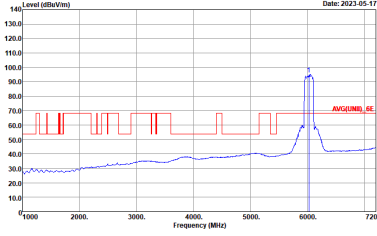
| | | |
|-------------|--------------------------------------------------------------------------------------------------------------------------------------------------------------------------------------------------------------------------|------------------------------------------------------------------------------------------------------------------------------------------------------------------------------------------------------------------------|
| WIFI | Band 5 5925~6425MHz Band Edge @ 3m | |
| ANT | 802.11ax HE80 Partial 484/65 CH07 5985MHz | |
| 7+8 | Vertical | Fundamental |
| Peak |  <p>Site : 03CH20-HY Condition : PEAK_BE(UNIT)_6E 3m 91200_02360_221104 VERTICAL : RBW:1000.000kHz VBW:3000.000kHz SWT:Auto</p> |  <p>Site : 03CH20-HY Condition : PEAK(UNIT)_6E 3m 91200_02360_221104 VERTICAL : RBW:1000.000kHz VBW:3000.000kHz SWT:Auto</p> |
| Avg. |  <p>Site : 03CH20-HY Condition : AVG_BE(UNIT)_6E 3m 91200_02360_221104 VERTICAL : RBW:1000.000kHz VBW:0.010kHz SWT:Auto</p> |  <p>Site : 03CH20-HY Condition : AVG(UNIT)_6E 3m 91200_02360_221104 VERTICAL : RBW:1000.000kHz VBW:0.010kHz SWT:Auto</p> |



Band 5 5925~6425MHz
WIFI 802.11ax HE160 Full (Band Edge @ 3m)

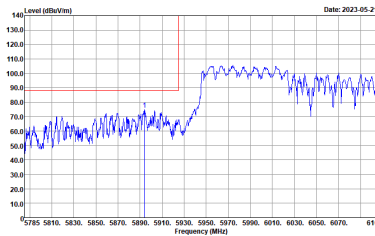
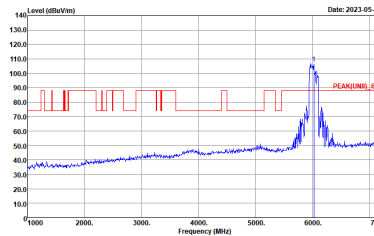
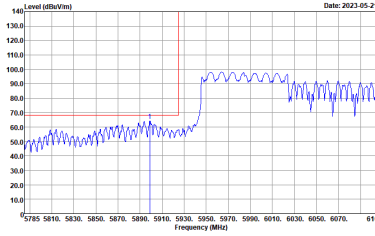
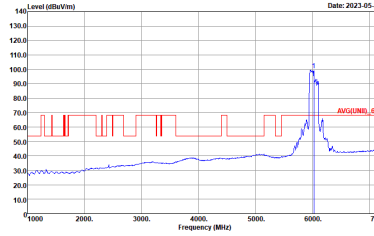
| WIFI | Band 5 5925~6425MHz Band Edge @ 3m | |
|------|--------------------------------------------------------------------------------------------------------------------------------------------------------------------------------------------------------------------------------------------------|------------------------------------------------------------------------------------------------------------------------------------------------------------------------------------------------------------------------------------------------|
| ANT | 802.11ax HE160 Full CH15 6025MHz | |
| 7+8 | Horizontal | Fundamental |
| Peak |  <p>Site : 03CH20-HY Condition : PEAK_BE(UNIT)_6E 3m 91200_02360_221104 HORIZONTAL : RBW:1000.000KHz VBW:3000.000KHz SWT:Auto</p> |  <p>Site : 03CH20-HY Condition : PEAK(UNIT)_6E 3m 91200_02360_221104 HORIZONTAL : RBW:1000.000KHz VBW:3000.000KHz SWT:Auto</p> |
| Avg. |  <p>Site : 03CH20-HY Condition : AVG_BE(UNIT)_6E 3m 91200_02360_221104 HORIZONTAL : RBW:1000.000KHz VBW:0.010KHz SWT:Auto</p> |  <p>Site : 03CH20-HY Condition : AVG(UNIT)_6E 3m 91200_02360_221104 HORIZONTAL : RBW:1000.000KHz VBW:0.010KHz SWT:Auto</p> |



| WIFI | Band 5 5925~6425MHz Band Edge @ 3m | |
|------|--------------------------------------------------------------------------------------------------------------------------------------------------------------------------------------------------------------------------|------------------------------------------------------------------------------------------------------------------------------------------------------------------------------------------------------------------------|
| ANT | 802.11ax HE160 Full CH15 6025MHz | |
| 7+8 | Vertical | Fundamental |
| Peak |  <p>Site : 03CH20-HY Condition : PEAK_BE(UNIT)_6E 3m 91200_02360_221104 VERTICAL : RBW:1000.000KHz VBW:3000.000KHz SWT:Auto</p> |  <p>Site : 03CH20-HY Condition : PEAK(UNIT)_6E 3m 91200_02360_221104 VERTICAL : RBW:1000.000KHz VBW:3000.000KHz SWT:Auto</p> |
| Avg. |  <p>Site : 03CH20-HY Condition : AVG_BE(UNIT)_6E 3m 91200_02360_221104 VERTICAL : RBW:1000.000KHz VBW:0.010KHz SWT:Auto</p> |  <p>Site : 03CH20-HY Condition : AVG(UNIT)_6E 3m 91200_02360_221104 VERTICAL : RBW:1000.000KHz VBW:0.010KHz SWT:Auto</p> |



Band 5 5925~6425MHz
WIFI 802.11ax HE160 Partial 996 (Band Edge @ 3m)

| WIFI | Band 5 5925~6425MHz Band Edge @ 3m | |
|------|------------------------------------------------------------------------------------------------------------------------------------------------------------------------------------------------------------------------------------------------------------------------------------------------|----------------------------------------------------------------------------------------------------------------------------------------------------------------------------------------------------------------------------------------------------------------------------------------------|
| ANT | 802.11ax HE160 Partial 996/67 CH15 6025MHz | |
| 7+8 | Horizontal | Fundamental |
| Peak |  <p>Level (dBm/100MHz) vs Frequency (MHz)</p> <p>Site : 03CH20-HY Condition : PEAK_BE(UNIT)_6E 3m 91200_02360_221104 HORIZONTAL : RBW:1000.000KHz VBW:3000.000KHz SWT:Auto</p> |  <p>Level (dBm/100MHz) vs Frequency (MHz)</p> <p>Site : 03CH20-HY Condition : PEAK(UNIT)_6E 3m 91200_02360_221104 HORIZONTAL : RBW:1000.000KHz VBW:3000.000KHz SWT:Auto</p> |
| |  <p>Level (dBm/100MHz) vs Frequency (MHz)</p> <p>Site : 03CH20-HY Condition : AVG_BE(UNIT)_6E 3m 91200_02360_221104 HORIZONTAL : RBW:1000.000KHz VBW:3000.000KHz SWT:Auto</p> |  <p>Level (dBm/100MHz) vs Frequency (MHz)</p> <p>Site : 03CH20-HY Condition : AVG(UNIT)_6E 3m 91200_02360_221104 HORIZONTAL : RBW:1000.000KHz VBW:3000.000KHz SWT:Auto</p> |
| Avg. | | |



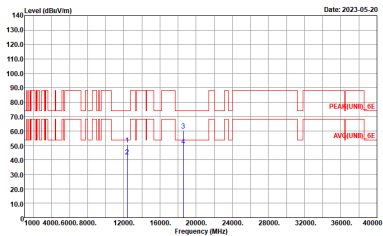
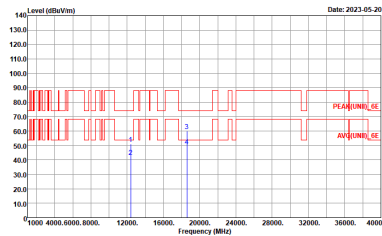
| | | |
|------|----------------------------------------------------------------------------------------------------------------------------------------|-------------------------------------------------------------------------------------------------------------------------------------|
| WIFI | Band 5 5925~6425MHz Band Edge @ 3m | |
| ANT | 802.11ax HE160 Partial 996/67 CH15 6025MHz | |
| 7+8 | Vertical | Fundamental |
| Peak | <p>Site : 03CH20-HY Condition : PEAK_BE(UNIT)_6E 3m 91200_02360_221104 VERTICAL : RBW:1000.000KHz VBW:3000.000KHz SWT:Auto</p> | <p>Site : 03CH20-HY Condition : PEAK(UNIT)_6E 3m 91200_02360_221104 VERTICAL : RBW:1000.000KHz VBW:3000.000KHz SWT:Auto</p> |
| Avg. | <p>Site : 03CH20-HY Condition : AVG_BE(UNIT)_6E 3m 91200_02360_221104 VERTICAL : RBW:1000.000KHz VBW:3000KHz SWT:Auto</p> | <p>Site : 03CH20-HY Condition : AVG(UNIT)_6E 3m 91200_02360_221104 VERTICAL : RBW:1000.000KHz VBW:3000KHz SWT:Auto</p> |



Band 5 - 5925~6425MHz
WIFI 802.11a (Harmonic @ 3m)

| | | |
|----------------------|------------------------------------------------------------------------------------------------|----------------------------------------------------------------------------------------------|
| WIFI | Band 5 5925~6425MHz Harmonic @ 3m | |
| ANT | 802.11a CH01 5955MHz | |
| 7+8 | Horizontal | Vertical |
| Peak Avg. | <p>Site : 03CH20-HY Condition : PEAK(UNIT)_6E 1m SHF_1223_20220705 HORIZONTAL</p> | <p>Site : 03CH20-HY Condition : PEAK(UNIT)_6E 1m SHF_1223_20220705 VERTICAL</p> |



| | | |
|--------------|-------------------------------------------------------------------------------------------------------------------------------------------------------------------------|------------------------------------------------------------------------------------------------------------------------------------------------------------------------|
| WIFI | Band 5 5925~6425MHz Harmonic @ 3m | |
| ANT | 802.11a CH49 6195MHz | |
| 7+8 | Horizontal | Vertical |
| Peak Avg. |  <p>Site : 03CH20-HY Condition : PEAK(UNIT)_6E 1m SHF_1223_20220705 HORIZONTAL</p> |  <p>Site : 03CH20-HY Condition : PEAK(UNIT)_6E 1m SHF_1223_20220705 VERTICAL</p> |



| | | |
|----------------------|---------------------------------------------------------------------------------------|-------------------------------------------------------------------------------------|
| WIFI | Band 5 5925~6425MHz Harmonic @ 3m | |
| ANT | 802.11a CH93 6415MHz | |
| 7+8 | Horizontal | Vertical |
| Peak Avg. | <p>Site : 03CH20-HY Condition : PEAK(UNIT)_6E 1m SHF_1223_20220705 HORIZONTAL</p> | <p>Site : 03CH20-HY Condition : PEAK(UNIT)_6E 1m SHF_1223_20220705 VERTICAL</p> |



Band 5 5925~6425MHz
WIFI 802.11ax HE20 Full (Harmonic @ 3m)

Table with 3 columns: WIFI, ANT, 7+8. It contains two graphs: Horizontal and Vertical, showing Level (dBuV/m) vs Frequency (MHz) for Peak and Avg. measurements. Includes site and condition details for each graph.



| | | |
|--------------|---------------------------------------------------------------------------------------|-------------------------------------------------------------------------------------|
| WIFI | Band 5 5925~6425MHz Harmonic @ 3m | |
| ANT | 802.11ax HE20 Full CH49 6195MHz | |
| 7+8 | Horizontal | Vertical |
| Peak Avg. | <p>Site : 03CH20-HY Condition : PEAK(UNIT)_6E 1m SHF_1223_20220705 HORIZONTAL</p> | <p>Site : 03CH20-HY Condition : PEAK(UNIT)_6E 1m SHF_1223_20220705 VERTICAL</p> |



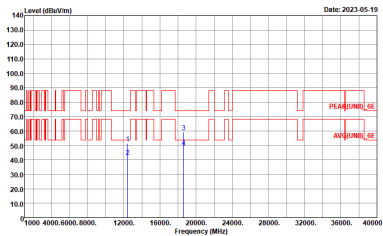
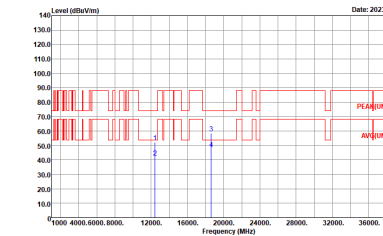
| | | |
|--------------|---------------------------------------------------------------------------------------------------------------------------------------------------------------------------|----------|
| WIFI | Band 5 5925~6425MHz Harmonic @ 3m | |
| ANT | 802.11ax HE20 Full CH93 6415MHz | |
| 7+8 | Horizontal | Vertical |
| Peak Avg. | <p>Site : 03CH20-HY Condition : PEAK[UNIT]_SE 1m SHF_1223_20220705 HORIZONTAL</p> <p>Site : 03CH20-HY Condition : PEAK[UNIT]_SE 1m SHF_1223_20220705 VERTICAL</p> | |



**Band 5 5925~6425MHz
WIFI 802.11ax HE40 Full (Harmonic @ 3m)**

| | | |
|----------------------|---------------------------------------------------------------------------------------|-------------------------------------------------------------------------------------|
| WIFI | Band 5 5925~6425MHz Harmonic @ 3m | |
| ANT | 802.11ax HE40 Full CH03 5965MHz | |
| 7+8 | Horizontal | Vertical |
| Peak Avg. | <p>Site : 03CH20-HY Condition : PEAK(UNIT)_6E 1m SHF_1223_20220705 HORIZONTAL</p> | <p>Site : 03CH20-HY Condition : PEAK(UNIT)_6E 1m SHF_1223_20220705 VERTICAL</p> |



| | | |
|--------------|-------------------------------------------------------------------------------------------------------------------------------------------------------------------------------------------------------------------------------------------------------------------------------------------------------------------------------------------------------------------------------------------------------------------------------------------------------------------------------------|----------|
| WIFI | Band 5 5925~6425MHz Harmonic @ 3m | |
| ANT | 802.11ax HE40 Full CH51 6205MHz | |
| 7+8 | Horizontal | Vertical |
| Peak Avg. | <div style="display: flex; justify-content: space-around;"> <div style="width: 45%;">  <p>Site : 03CH20-HY Condition : PEAK(UNIT)_6E 1m SHF_1223_20220705 HORIZONTAL</p> </div> <div style="width: 45%;">  <p>Site : 03CH20-HY Condition : PEAK(UNIT)_6E 1m SHF_1223_20220705 VERTICAL</p> </div> </div> | |



| | | |
|----------------------|---------------------------------------------------------------------------------------|-------------------------------------------------------------------------------------|
| WIFI | Band 5 5925~6425MHz Harmonic @ 3m | |
| ANT | 802.11ax HE40 Full CH91 6405MHz | |
| 7+8 | Horizontal | Vertical |
| Peak Avg. | <p>Site : 03CH20-HY Condition : PEAK(UNIT)_6E 1m SHF_1223_20220705 HORIZONTAL</p> | <p>Site : 03CH20-HY Condition : PEAK(UNIT)_6E 1m SHF_1223_20220705 VERTICAL</p> |



**Band 5 5925~6425MHz
WIFI 802.11ax HE80 Full (Harmonic @ 3m)**

| | | |
|----------------------|---------------------------------------------------------------------------------------|-------------------------------------------------------------------------------------|
| WIFI | Band 5 5925~6425MHz Harmonic @ 3m | |
| ANT | 802.11ax HE80 Full CH07 5985MHz | |
| 7+8 | Horizontal | Vertical |
| Peak Avg. | <p>Site : 03CH20-HY Condition : PEAK(UNIT)_6E 1m SHF_1223_20220705 HORIZONTAL</p> | <p>Site : 03CH20-HY Condition : PEAK(UNIT)_6E 1m SHF_1223_20220705 VERTICAL</p> |



| | | |
|--------------|--------------------------------------------------------------------------------------------------------------------------------------------------------------------------------------------------------------------------------------------------------------------------------------------------------------------------------------------------------------------------------------------------------------------------------------------------------------------------|----------------------------------------------------------------------------------------------------------------------------------------------------------------------------------------------------------------------------------------------------------------------------------------------------------------------------------------------------------------------------------------------------------------------------------------------------------------------|
| WIFI | Band 5 5925~6425MHz Harmonic @ 3m | |
| ANT | 802.11ax HE80 Full CH55 6225MHz | |
| 7+8 | Horizontal | Vertical |
| Peak Avg. | <p>Horizontal spectrum plot showing Level (dBuV/m) vs Frequency (MHz). The plot includes Peak and Average traces. The x-axis ranges from 4000 to 40000 MHz, and the y-axis ranges from 10.0 to 140.0 dBuV/m. The plot shows a signal between 5925 and 6425 MHz. The Peak trace is labeled 'PEAK(UNIT)_5E' and the Average trace is labeled 'AVG(UNIT)_5E'. The site information is '03CH20-HY' and the condition is 'PEAK(UNIT)_5E 1m SHF_1223_20220705 HORIZONTAL'.</p> | <p>Vertical spectrum plot showing Level (dBuV/m) vs Frequency (MHz). The plot includes Peak and Average traces. The x-axis ranges from 4000 to 40000 MHz, and the y-axis ranges from 10.0 to 140.0 dBuV/m. The plot shows a signal between 5925 and 6425 MHz. The Peak trace is labeled 'PEAK(UNIT)_5E' and the Average trace is labeled 'AVG(UNIT)_5E'. The site information is '03CH20-HY' and the condition is 'PEAK(UNIT)_5E 1m SHF_1223_20220705 VERTICAL'.</p> |



| | | |
|--------------|---------------------------------------------------------------------------------------|-------------------------------------------------------------------------------------|
| WIFI | Band 5 5925~6425MHz Harmonic @ 3m | |
| ANT | 802.11ax HE80 Full CH87 6385MHz | |
| 7+8 | Horizontal | Vertical |
| Peak Avg. | <p>Site : 03CH20-HY Condition : PEAK(UNIT)_6E 1m SHF_1223_20220705 HORIZONTAL</p> | <p>Site : 03CH20-HY Condition : PEAK(UNIT)_6E 1m SHF_1223_20220705 VERTICAL</p> |



**Band 5 5925~6425MHz
WIFI 802.11ax HE160 Full (Harmonic @ 3m)**

| | | |
|----------------------|---------------------------------------------------------------------------------------|-------------------------------------------------------------------------------------|
| WIFI | Band 5 5925~6425MHz Harmonic @ 3m | |
| ANT | 802.11ax HE160 Full CH15 6025MHz | |
| 7+8 | Horizontal | Vertical |
| Peak Avg. | <p>Site : 03CH20-HY Condition : PEAK(UNIT)_6E 1m SHF_1223_20220705 HORIZONTAL</p> | <p>Site : 03CH20-HY Condition : PEAK(UNIT)_6E 1m SHF_1223_20220705 VERTICAL</p> |



| | | |
|--------------|---------------------------------------------------------------------------------------|-------------------------------------------------------------------------------------|
| WIFI | Band 5 5925~6425MHz Harmonic @ 3m | |
| ANT | 802.11ax HE160 Full CH47 6185MHz | |
| 7+8 | Horizontal | Vertical |
| Peak Avg. | <p>Site : 03CH20-HY Condition : PEAK(UNIT)_6E 1m SHF_1223_20220705 HORIZONTAL</p> | <p>Site : 03CH20-HY Condition : PEAK(UNIT)_6E 1m SHF_1223_20220705 VERTICAL</p> |



| | | |
|--------------|---------------------------------------------------------------------------------------|-------------------------------------------------------------------------------------|
| WIFI | Band 5 5925~6425MHz Harmonic @ 3m | |
| ANT | 802.11ax HE160 Full CH79 6345MHz | |
| 7+8 | Horizontal | Vertical |
| Peak Avg. | <p>Site : 03CH20-HY Condition : PEAK(UNIT)_6E 1m SHF_1223_20220705 HORIZONTAL</p> | <p>Site : 03CH20-HY Condition : PEAK(UNIT)_6E 1m SHF_1223_20220705 VERTICAL</p> |



Band 7 - 6525~6875MHz
WIFI 802.11a (Harmonic @ 3m)

Table with 3 columns: WIFI, ANT, 7+8. It contains two spectral plots: Horizontal and Vertical. The plots show Level (dBuV/m) vs Frequency (MHz) with peak and average values indicated. Metadata includes Site: 03CH20-HY and Condition: PEAK(UNIT)_6E 1m SHF_1223_20220705 HORIZONTAL/VERTICAL.



| | | |
|--------------|---------------------------------------------------------------------------------------|-------------------------------------------------------------------------------------|
| WIFI | Band 7 6525~6875MHz Harmonic @ 3m | |
| ANT | 802.11a CH149 6695MHz | |
| 7+8 | Horizontal | Vertical |
| Peak Avg. | <p>Site : 03CH20-HY Condition : PEAK(UNIT)_6E 1m SHF_1223_20220705 HORIZONTAL</p> | <p>Site : 03CH20-HY Condition : PEAK(UNIT)_6E 1m SHF_1223_20220705 VERTICAL</p> |



| | | |
|---------------------------------------|----------------------------------------------------------------------------------------------------------------------------------------------------------------------------|--------------------------------------------------------------------------------------------------------------------------------------------------------------------------|
| WIFI | Band 7 6525~6875MHz Harmonic @ 3m | |
| ANT | 802.11a CH185 6875MHz | |
| 7+8 | Horizontal | Vertical |
| <p>Peak</p> <p>Avg.</p> | <p style="font-size: small;">Date: 2023-05-20</p> <p style="font-size: x-small;">Site : 03CH20-HY Condition : :PEAK(UNIT)_6E 1m SHF_1223_20220705 HORIZONTAL :</p> | <p style="font-size: small;">Date: 2023-05-20</p> <p style="font-size: x-small;">Site : 03CH20-HY Condition : :PEAK(UNIT)_6E 1m SHF_1223_20220705 VERTICAL :</p> |



**Band 7 6525~6875MHz
WIFI 802.11ax HE20 Full (Harmonic @ 3m)**

| | | |
|----------------------|---------------------------------------------------------------------------------------|--------------------------------------------------------------------------------------|
| WIFI | Band 7 6525~6875MHz Harmonic @ 3m | |
| ANT | 802.11ax HE20 Full CH117 6535MHz | |
| 7+8 | Horizontal | Vertical |
| Peak Avg. | <p>Site : 03CH20-HY Condition : PEAK[UNIT]_6E 1m SHF_1223_20220705 HORIZONTAL</p> | <p>Site : 03CH20-HY Condition : PEAK[UNIT]_6E 3m 91200_02360_221104 VERTICAL</p> |



| | | |
|--------------|---------------------------------------------------------------------------------------|-------------------------------------------------------------------------------------|
| WIFI | Band 7 6525~6875MHz Harmonic @ 3m | |
| ANT | 802.11ax HE20 Full CH149 6695MHz | |
| 7+8 | Horizontal | Vertical |
| Peak Avg. | <p>Site : 03CH20-HY Condition : PEAK(UNIT)_6E 1m SHF_1223_20220705 HORIZONTAL</p> | <p>Site : 03CH20-HY Condition : PEAK(UNIT)_6E 1m SHF_1223_20220705 VERTICAL</p> |



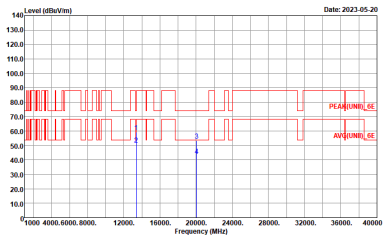
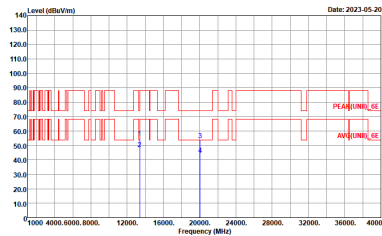
| | | |
|----------------------|---------------------------------------------------------------------------------------|-------------------------------------------------------------------------------------|
| WIFI | Band 7 6525~6875MHz Harmonic @ 3m | |
| ANT | 802.11ax HE20 Full CH185 6875MHz | |
| 7+8 | Horizontal | Vertical |
| Peak Avg. | <p>Site : 03CH20-HY Condition : PEAK(UNIT)_6E 1m SHF_1223_20220705 HORIZONTAL</p> | <p>Site : 03CH20-HY Condition : PEAK(UNIT)_6E 1m SHF_1223_20220705 VERTICAL</p> |



Band 7 6525~6875MHz
WIFI 802.11ax HE40 Full (Harmonic @ 3m)

| WIFI | Band 7 6525~6875MHz Harmonic @ 3m | |
|----------------------------|---------------------------------------------------------------------------------------|-------------------------------------------------------------------------------------|
| ANT | 802.11ax HE40 Full CH123 6565MHz | |
| 7+8 | Horizontal | Vertical |
| Peak Avg. | <p>Site : 03CH20-HY Condition : PEAK(UNIT)_6E 1m SHF_1223_20220705 HORIZONTAL</p> | <p>Site : 03CH20-HY Condition : PEAK(UNIT)_6E 1m SHF_1223_20220705 VERTICAL</p> |



| | | |
|--------------|-------------------------------------------------------------------------------------------------------------------------------------------------------------------------|------------------------------------------------------------------------------------------------------------------------------------------------------------------------|
| WIFI | Band 7 6525~6875MHz Harmonic @ 3m | |
| ANT | 802.11ax HE40 Full CH147 6685MHz | |
| 7+8 | Horizontal | Vertical |
| Peak Avg. |  <p>Site : 03CH20-HY Condition : PEAK(UNIT)_6E 1m SHF_1223_20220705 HORIZONTAL</p> |  <p>Site : 03CH20-HY Condition : PEAK(UNIT)_6E 1m SHF_1223_20220705 VERTICAL</p> |



| | | |
|----------------------|---------------------------------------------------------------------------------------|-------------------------------------------------------------------------------------|
| WIFI | Band 7 6525~6875MHz Harmonic @ 3m | |
| ANT | 802.11ax HE40 Full CH187 6885MHz | |
| 7+8 | Horizontal | Vertical |
| Peak Avg. | <p>Site : 03CH20-HY Condition : PEAK(UNIT)_6E 1m SHF_1223_20220705 HORIZONTAL</p> | <p>Site : 03CH20-HY Condition : PEAK(UNIT)_6E 1m SHF_1223_20220705 VERTICAL</p> |



Band 7 6525~6875MHz
WIFI 802.11ax HE80 Full (Harmonic @ 3m)

| WIFI | Band 7 6525~6875MHz Harmonic @ 3m | |
|----------------------|---------------------------------------------------------------------------------------------|-------------------------------------------------------------------------------------------|
| ANT | 802.11ax HE80 Full CH135 6625MHz | |
| 7+8 | Horizontal | Vertical |
| Peak Avg. | <p>Site : 03CH20-HY Condition : PEAK(UNIT)_6E 1m SHF_1223_20220705 HORIZONTAL :</p> | <p>Site : 03CH20-HY Condition : PEAK(UNIT)_6E 1m SHF_1223_20220705 VERTICAL :</p> |



| | | |
|----------------------|----------------------------------------------------------------------------------------------|--------------------------------------------------------------------------------------------|
| WIFI | Band 7 6525~6875MHz Harmonic @ 3m | |
| ANT | 802.11ax HE80 Full CH151 6705MHz | |
| 7+8 | Horizontal | Vertical |
| Peak Avg. | <p>Site : 03CH20-HY Condition : :PEAK(UNIT)_6E 1m SHF_1223_20220705 HORIZONTAL :</p> | <p>Site : 03CH20-HY Condition : :PEAK(UNIT)_6E 1m SHF_1223_20220705 VERTICAL :</p> |



| | | |
|--------------|---------------------------------------------------------------------------------------|-------------------------------------------------------------------------------------|
| WIFI | Band 7 6525~6875MHz Harmonic @ 3m | |
| ANT | 802.11ax HE80 Full CH183 6865MHz | |
| 7+8 | Horizontal | Vertical |
| Peak Avg. | <p>Site : 03CH20-HY Condition : PEAK(UNIT)_6E 1m SHF_1223_20220705 HORIZONTAL</p> | <p>Site : 03CH20-HY Condition : PEAK(UNIT)_6E 1m SHF_1223_20220705 VERTICAL</p> |



**Band 7 6525~6875MHz
WIFI 802.11ax HE160 Full (Harmonic @ 3m)**

| | | |
|----------------------|---------------------------------------------------------------------------------------------|-------------------------------------------------------------------------------------------|
| WIFI | Band 7 6525~6875MHz Harmonic @ 3m | |
| ANT | 802.11ax HE160 Full CH143 6665MHz | |
| 7+8 | Horizontal | Vertical |
| Peak Avg. | <p>Site : 03CH20-HY Condition : PEAK(UNIT)_6E 1m SHF_1223_20220705 HORIZONTAL :</p> | <p>Site : 03CH20-HY Condition : PEAK(UNIT)_6E 1m SHF_1223_20220705 VERTICAL :</p> |



| | | |
|--------------|--------------------------------------------------------------------------------------------------------------------------------------------------------------------------------------------------------|----------------------------------------------------------------------------------------------------------------------------------------------------------------------------------------------------|
| WIFI | Band 7 6525~6875MHz Harmonic @ 3m | |
| ANT | 802.11ax HE160 Full CH175 6825MHz | |
| 7+8 | Horizontal | Vertical |
| Peak Avg. | <p>Horizontal spectrum plot showing Level (dBuV/m) vs Frequency (MHz) for Peak and Avg. measurements. Date: 2023-05-19. Site: 03CH20-HY. Condition: PEAK(UNIT)_6E 1m SHF_1223_20220705 HORIZONTAL.</p> | <p>Vertical spectrum plot showing Level (dBuV/m) vs Frequency (MHz) for Peak and Avg. measurements. Date: 2023-05-20. Site: 03CH20-HY. Condition: PEAK(UNIT)_6E 1m SHF_1223_20220705 VERTICAL.</p> |



Emission below 1GHz
5GHz WIFI 802.11a (LF)

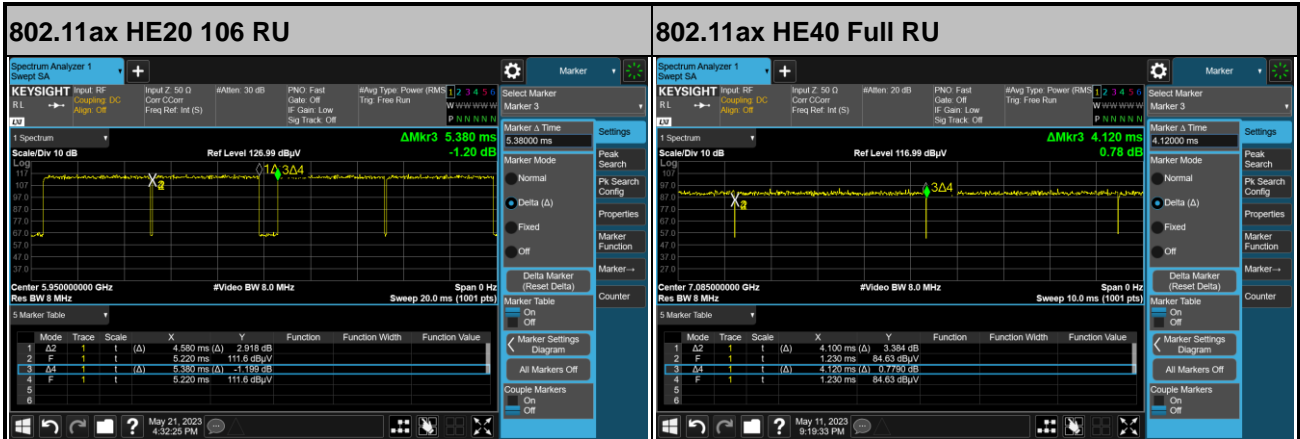
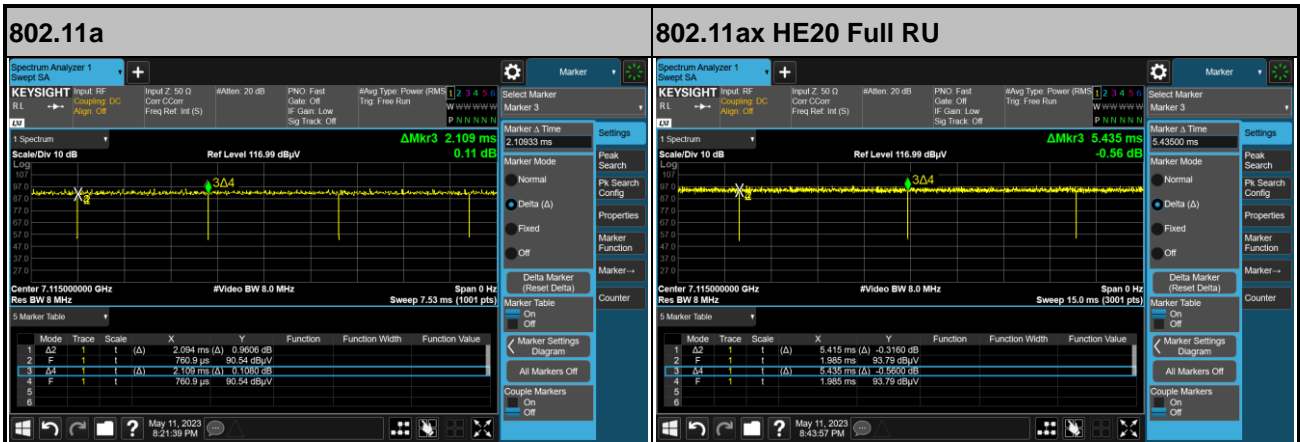
| | | |
|--------------|-----------------------------------------------------------------------------|---------------------------------------------------------------------------|
| WIFI | 5GHz WIFI | |
| ANT | 802.11a LF | |
| 7+8 | Horizontal | Vertical |
| QP / Peak | <p>Site : 03CH20-HY Condition : QP 3m LF_55606608_221022 HORIZONTAL</p> | <p>Site : 03CH20-HY Condition : QP 3m LF_55606608_221022 VERTICAL</p> |



Appendix E. Duty Cycle Plots

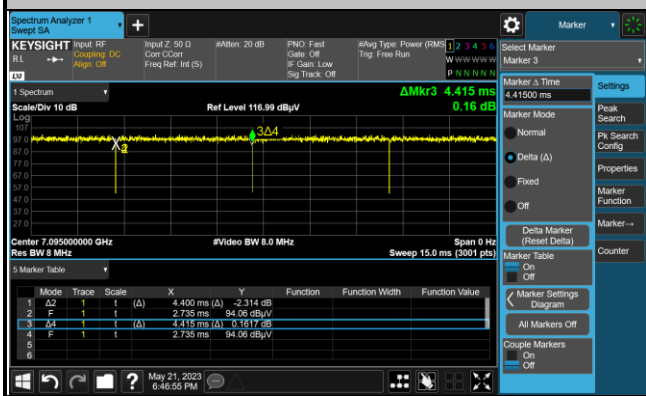
| Antenna | Band | Duty Cycle(%) | T(us) | 1/T(kHz) | VBW Setting |
|---------|-----------------------------|---------------|-------|----------|-------------|
| 7+8 | 802.11a | 99.29 | - | - | 10Hz |
| 7+8 | 6GHz 802.11ax HE20 Full RU | 99.63 | - | - | 10Hz |
| 7+8 | 6GHz 802.11ax HE20 106 RU | 85.13 | 4580 | 0.22 | 300Hz |
| 7+8 | 6GHz 802.11ax HE40 Full RU | 99.51 | - | - | 10Hz |
| 7+8 | 6GHz 802.11ax HE40 242 RU | 99.66 | - | - | 10Hz |
| 7+8 | 6GHz 802.11ax HE80 Full RU | 99.33 | - | - | 10Hz |
| 7+8 | 6GHz 802.11ax HE80 484 RU | 99.02 | - | - | 10Hz |
| 7+8 | 6GHz 802.11ax HE160 Full RU | 99.31 | - | - | 10Hz |
| 7+8 | 6GHz 802.11ax HE160 996 RU | 97.80 | 712 | 1.40 | 3kHz |

MIMO <Ant. 7+8>

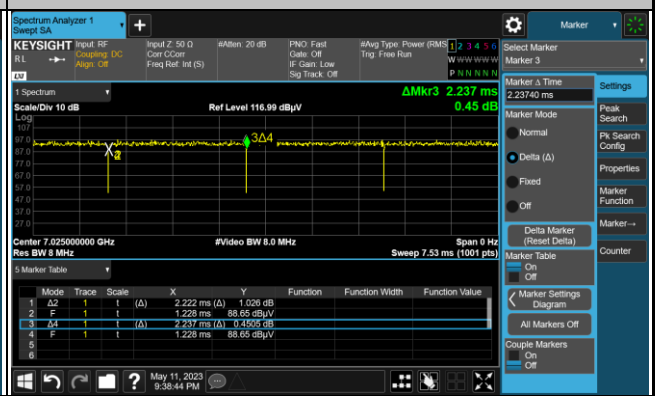




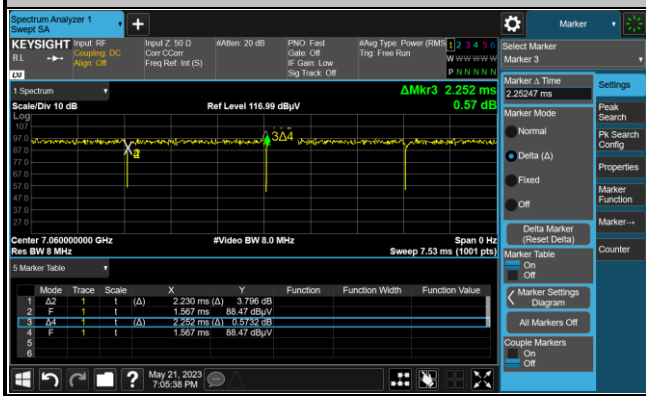
802.11ax HE40 242 RU



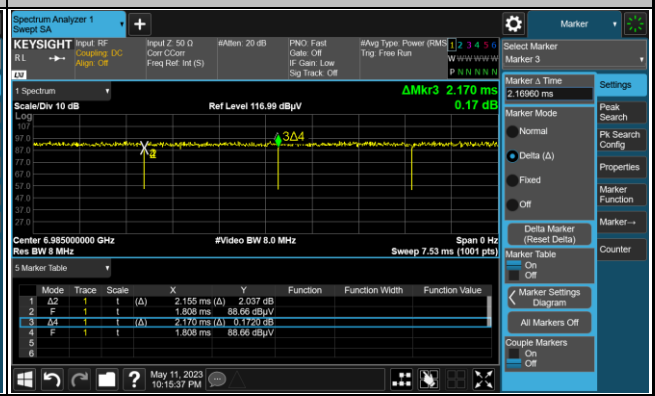
802.11ax HE80 Full RU



802.11ax HE80 484 RU



802.11ax HE160 Full RU



802.11ax HE160 996 RU

