

Appendix D. Antenna Location




The separation distance for antenna to edge:

Antenna	To Edge1 (mm)	To Edge2 (mm)	To Edge3 (mm)	To Edge4 (mm)
WWAN Antenna	<5	166.44	166	31
WLAN/BT Main Antenna 1	106.5	<5	63.4	261.8
WLAN Aux Antenna 2	21.5	<5	148.4	261.8


Appendix D. SAR Test Setup Photos




Bottom Face, Test Separation 0 mm



Bottom Face, Test Separation 27 mm




Bottom Face, Test Separation 22 mm



Bottom Face, Test Separation 20 mm




Edge1, Test Separation 0 mm



Edge1, Test Separation 16 mm




Edge2, Test Separation 0 mm



Edge2, Test Separation 17 mm



Edge2, Test Separation 11 mm



Edge3, Test Separation 0 mm



Edge4, Test Separation 0 mm