

Appendix D. Setup Photographs


<Radiated Emission>


X Plane for Ant. 2

LF



HF




SHF


Y Plane for MIMO Ant. 1+2

LF



HF




SHF

Z Plane for Ant. 1


LF



HF



SHF



————THE END————