



## Appendix E. Setup Photographs

### <Conducted Emission>

Remote View





Rear View




<Radiated Emission>


X Plane for Ant. 1, Ant. 2 and MIMO Ant. 1+2

LF






HF



**SHF**



**Y Plane for Ant. 2****LF****HF**


**SHF**

**Z Plane for Ant. 1**


LF



HF



SHF



————THE END————