

Appendix D. Setup Photographs

<Radiated Emission>


<CDD Mode>


X plane for Ant. 1 and MIMO Ant. 1+2

LF



HF




SHF


Z plane for Ant. 2

LF



HF



SHF


<TXBF Mode>

Z Plane

LF



HF



SHF