


Appendix C. Setup Photographs


<Radiated Emission>

X Plane for Cellular Band and AWS Band

LF



HF




Z Plane for PCS Band

LF



HF



————THE END————