

## Appendix C. Setup Photographs


### <Radiated Emission>

X Plane for LTE Band 5, 26, 66

LF



HF




Y Plane for LTE Band 2, 13, 25

LF



HF






Z Plane for LTE Band 4, 7, 12, 17

LF



HF



—————THE END—————