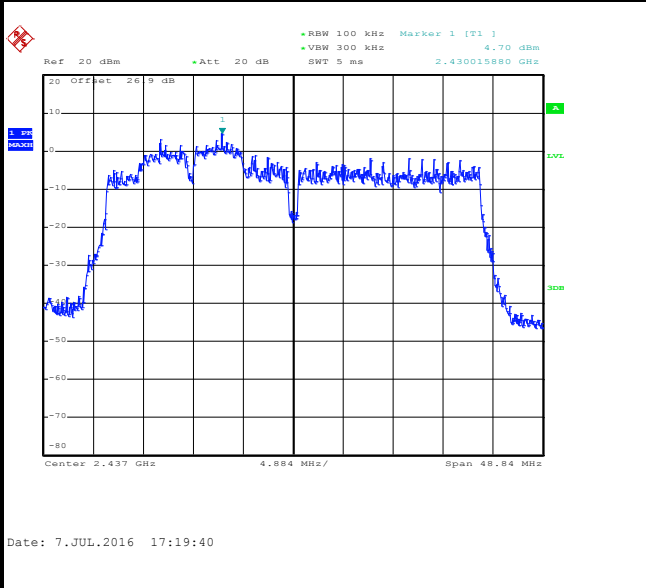




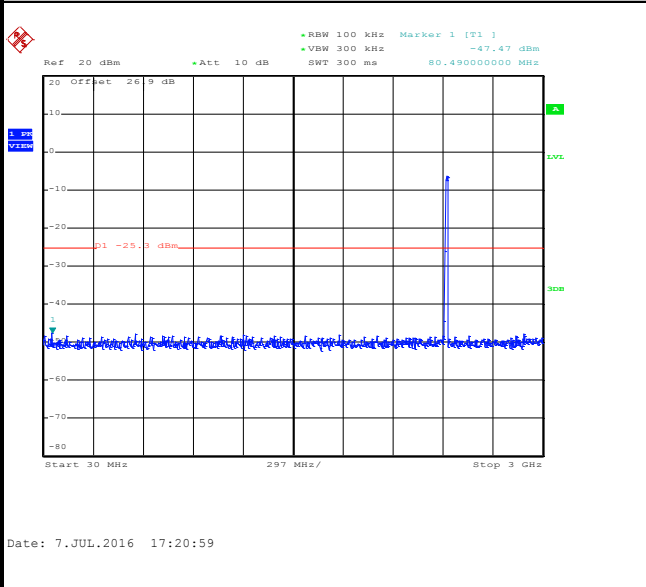
Number of TX :	2	Ant. :	1
Test Mode :	802.11ac VHT40	Temperature :	21~25°C
Test Band :	2.4GHz Mid	Relative Humidity :	51~54%
Test Channel :	06	Test Engineer :	Tommy Lee and Luffy Lin

WLAN 802.11ac VHT40 Channel 06

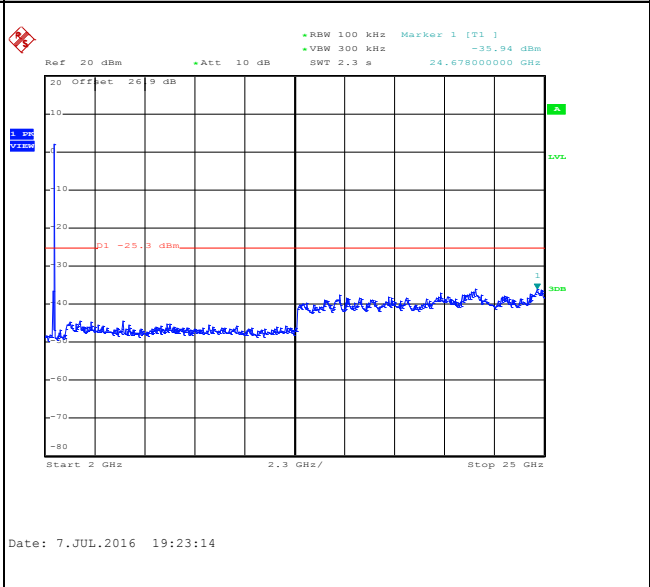
100kHz PSD reference Level



Spurious Emission 30MHz~3GHz



Spurious Emission 2GHz~25GHz

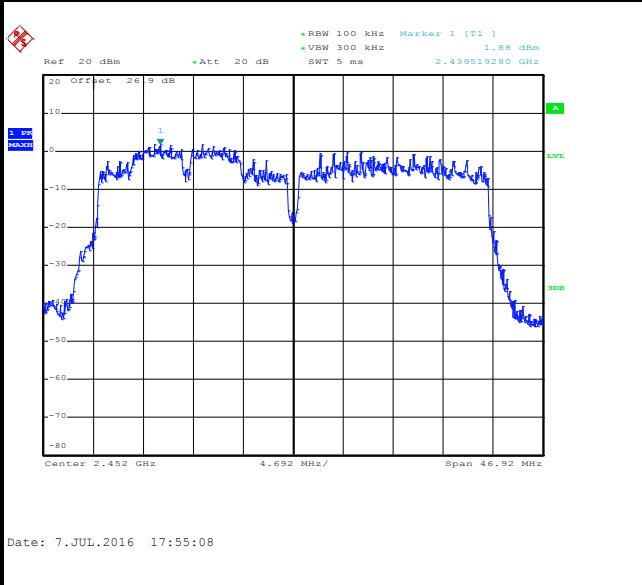




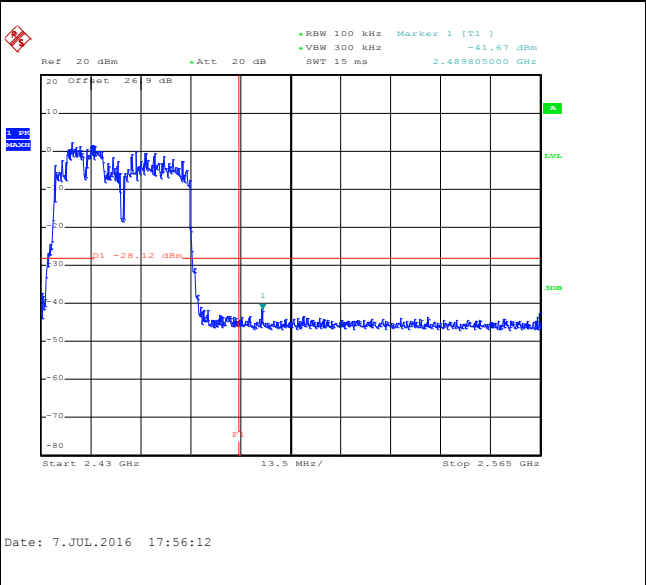
Number of TX :	2	Ant. :	1
Test Mode :	802.11ac VHT40	Temperature :	21~25°C
Test Band :	2.4GHz High	Relative Humidity :	51~54%
Test Channel :	09	Test Engineer :	Tommy Lee and Luffy Lin

WLAN 802.11ac VHT40 Channel 09

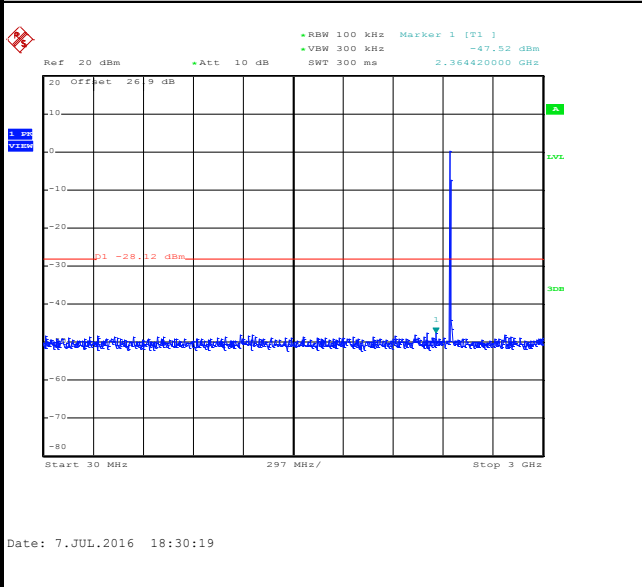
100kHz PSD reference Level



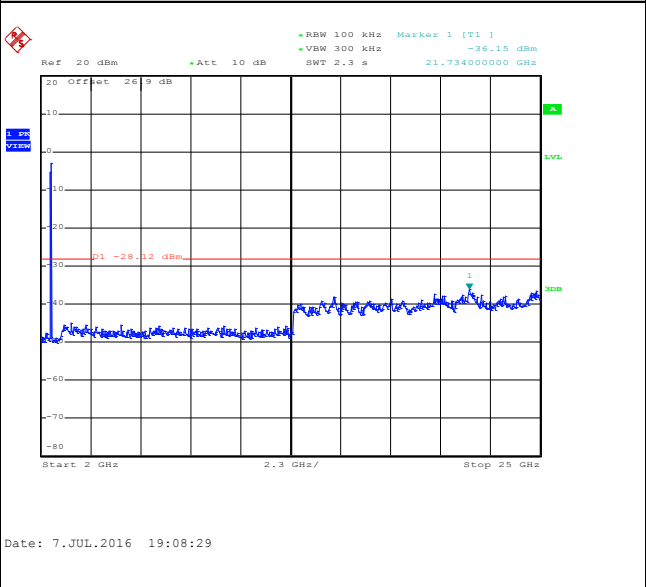
High Channel Plot



Spurious Emission 30MHz~3GHz



Spurious Emission 2GHz~25GHz



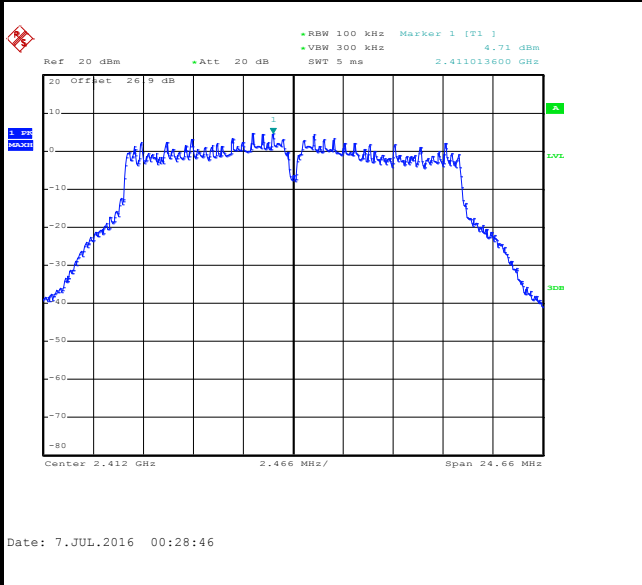


Number of TX = 2, Ant. 2 (Measured)

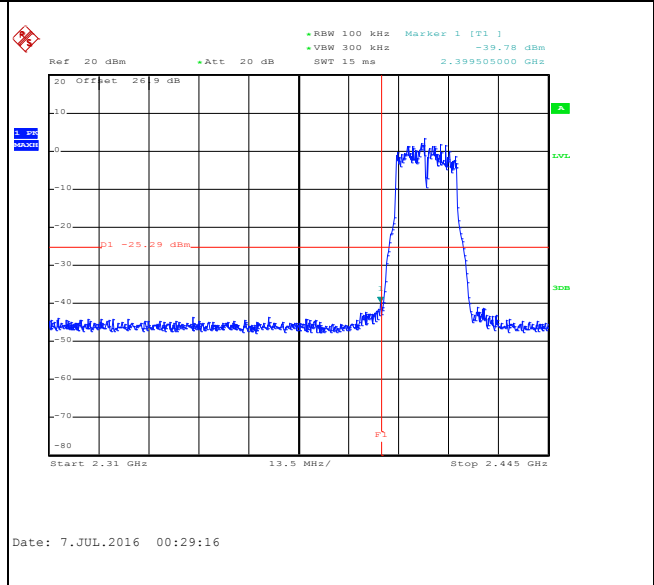
Number of TX :	2	Ant. :	2
Test Mode :	802.11g	Temperature :	21~25°C
Test Band :	2.4GHz Low	Relative Humidity :	51~54%
Test Channel :	01	Test Engineer :	Tommy Lee and Luffy Lin

WLAN 802.11g Channel 01

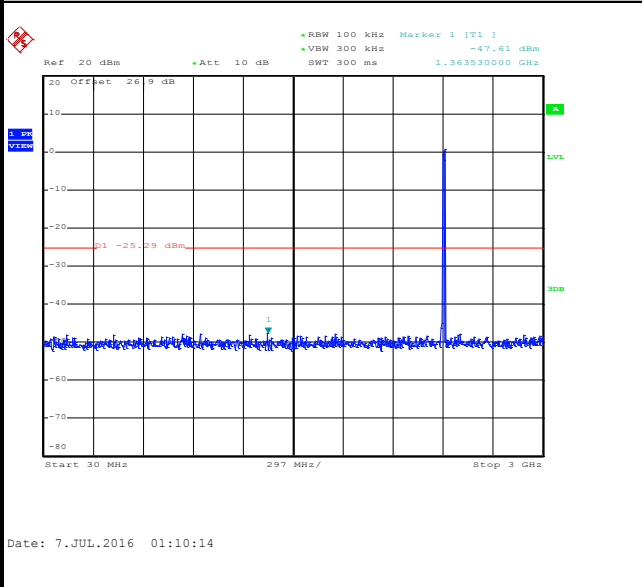
100kHz PSD reference Level



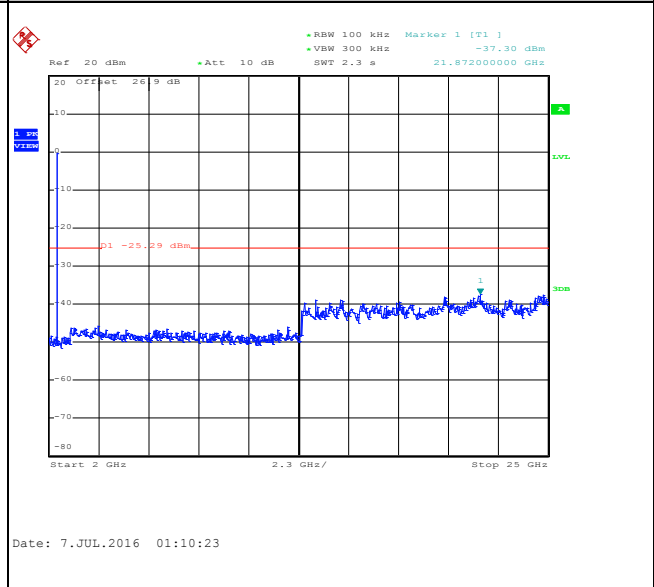
Low Channel Plot



Spurious Emission 30MHz~3GHz



Spurious Emission 2GHz~25GHz

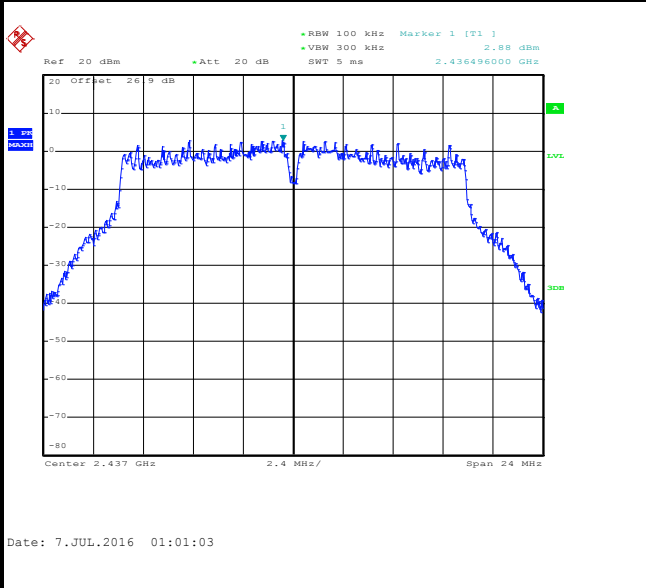




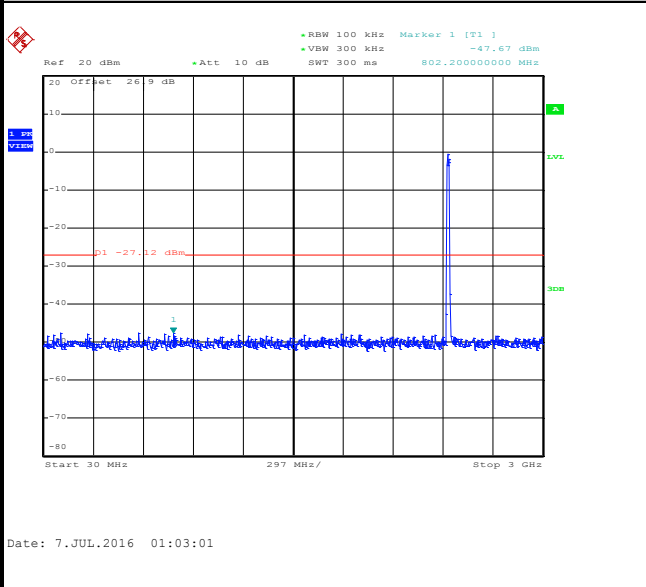
Number of TX :	2	Ant. :	2
Test Mode :	802.11g	Temperature :	21~25°C
Test Band :	2.4GHz Mid	Relative Humidity :	51~54%
Test Channel :	06	Test Engineer :	Tommy Lee and Luffy Lin

WLAN 802.11g Channel 06

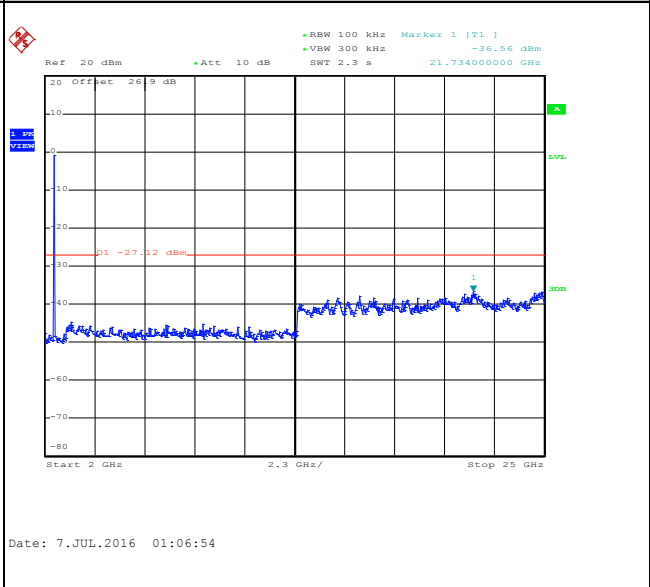
100kHz PSD reference Level



Spurious Emission 30MHz~3GHz



Spurious Emission 2GHz~25GHz

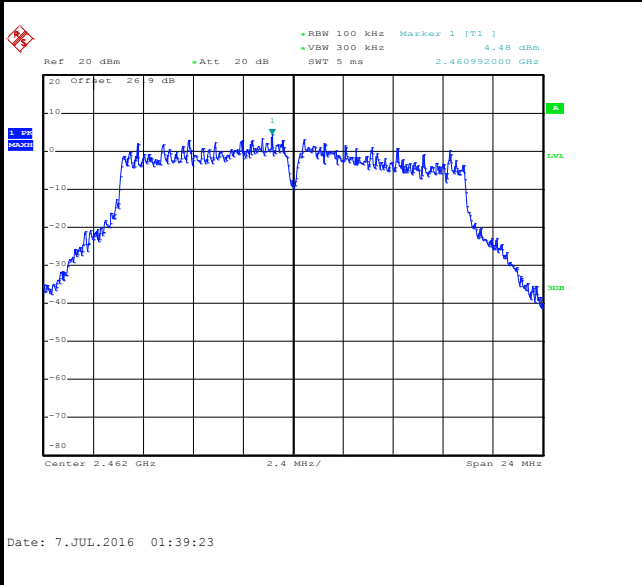




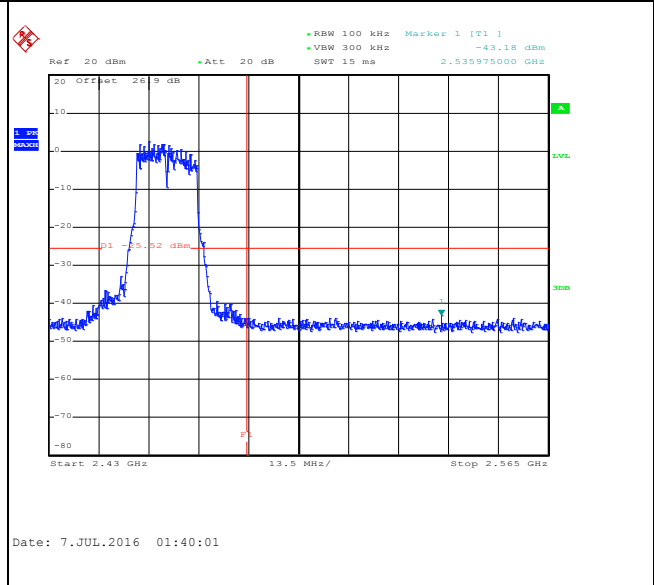
Number of TX :	2	Ant. :	2
Test Mode :	802.11g	Temperature :	21~25°C
Test Band :	2.4GHz High	Relative Humidity :	51~54%
Test Channel :	11	Test Engineer :	Tommy Lee and Luffy Lin

WLAN 802.11g Channel 11

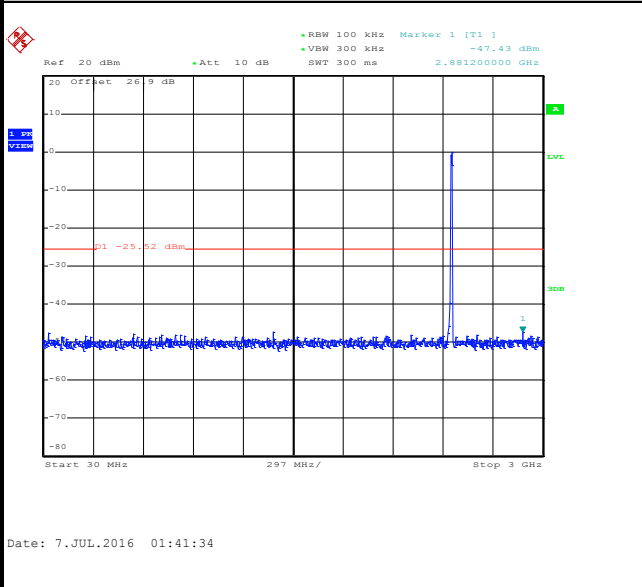
100kHz PSD reference Level



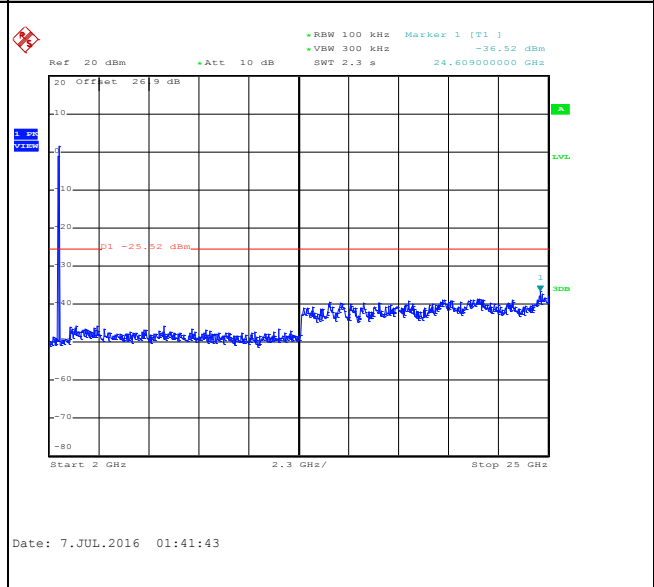
High Channel Plot



Spurious Emission 30MHz~3GHz



Spurious Emission 2GHz~25GHz

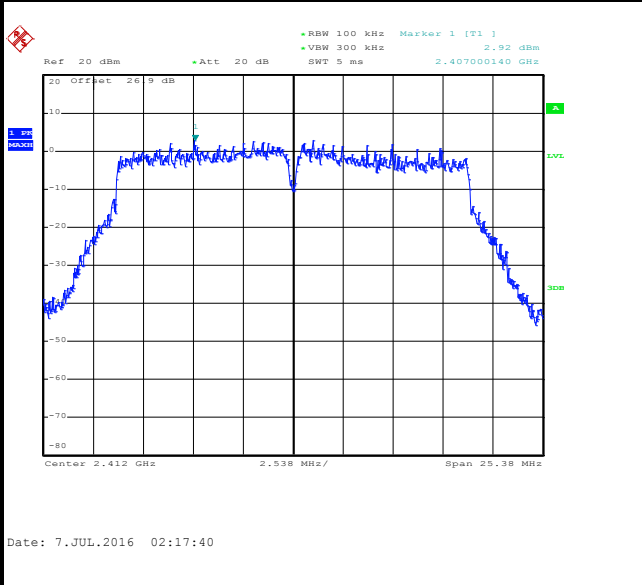




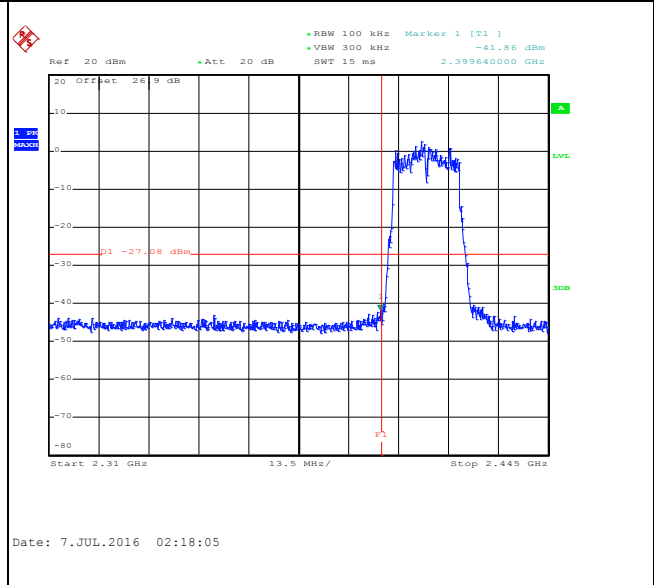
Number of TX :	2	Ant. :	2
Test Mode :	802.11n HT20	Temperature :	21~25°C
Test Band :	2.4GHz Low	Relative Humidity :	51~54%
Test Channel :	01	Test Engineer :	Tommy Lee and Luffy Lin

WLAN 802.11n HT20 Channel 01

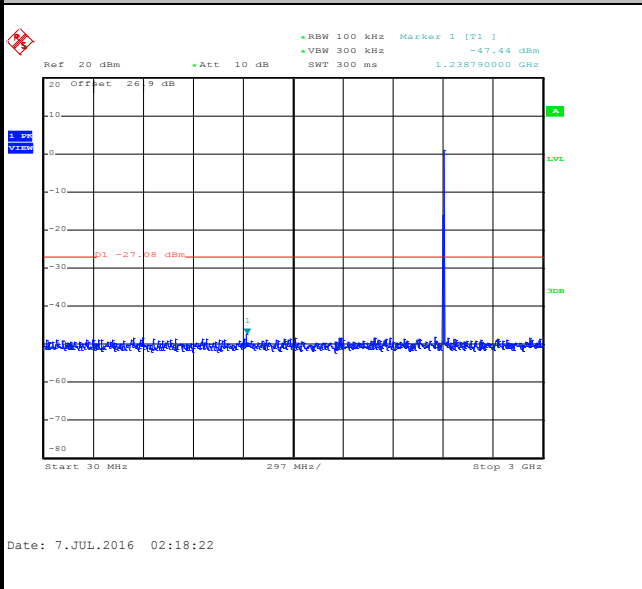
100kHz PSD reference Level



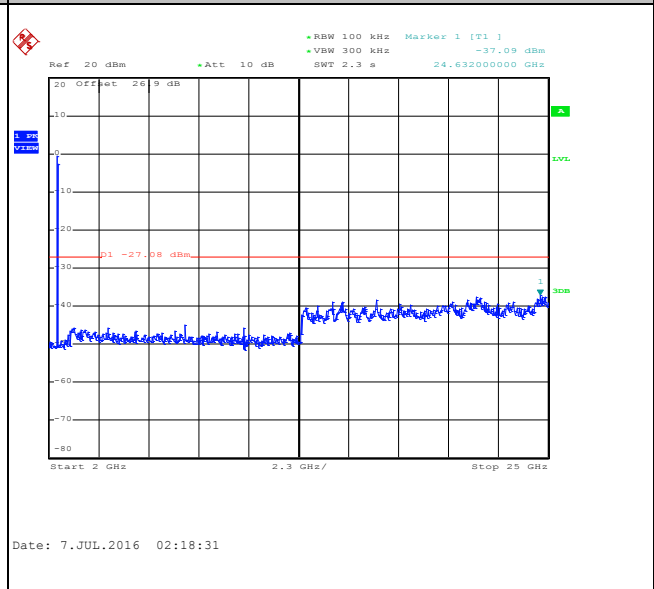
Low Channel Plot



Spurious Emission 30MHz~3GHz



Spurious Emission 2GHz~25GHz

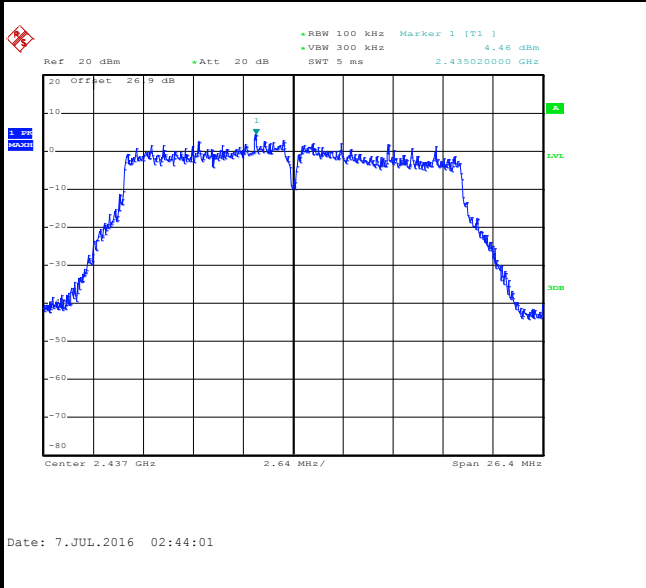




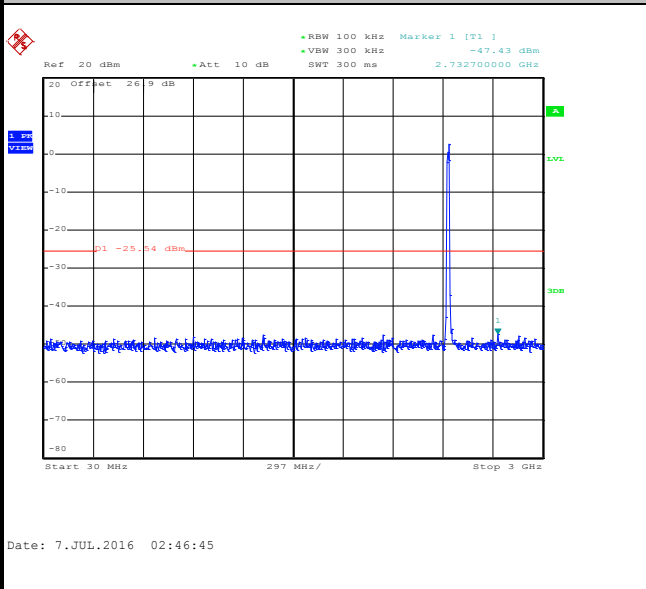
Number of TX :	2	Ant. :	2
Test Mode :	802.11n HT20	Temperature :	21~25°C
Test Band :	2.4GHz Mid	Relative Humidity :	51~54%
Test Channel :	06	Test Engineer :	Tommy Lee and Luffy Lin

WLAN 802.11n HT20 Channel 06

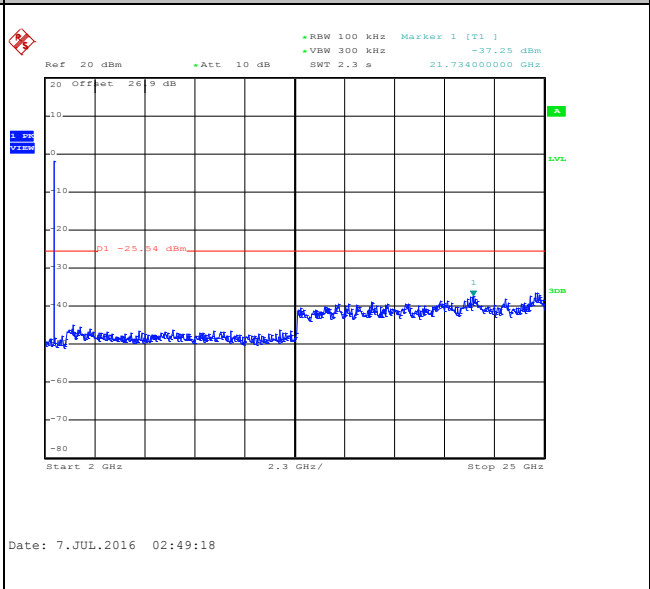
100kHz PSD reference Level



Spurious Emission 30MHz~3GHz



Spurious Emission 2GHz~25GHz

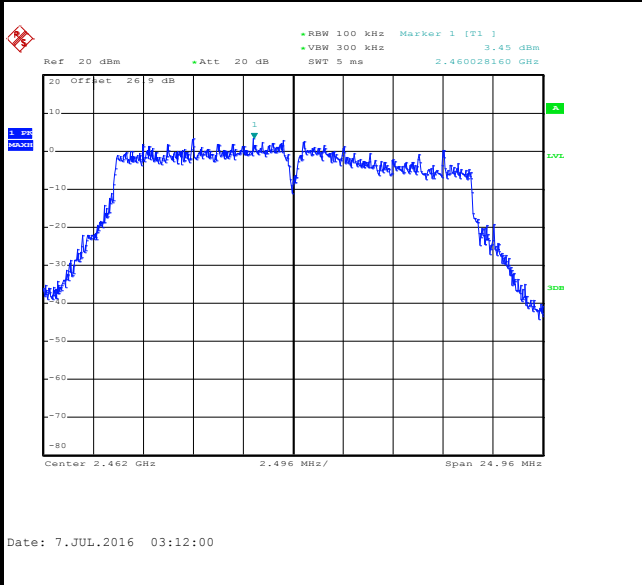




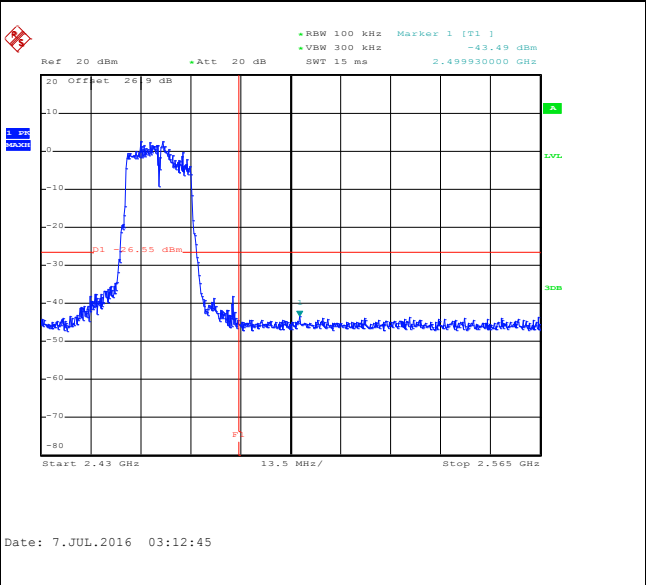
Number of TX :	2	Ant. :	2
Test Mode :	802.11n HT20	Temperature :	21~25°C
Test Band :	2.4GHz High	Relative Humidity :	51~54%
Test Channel :	11	Test Engineer :	Tommy Lee and Luffy Lin

WLAN 802.11n HT20 Channel 11

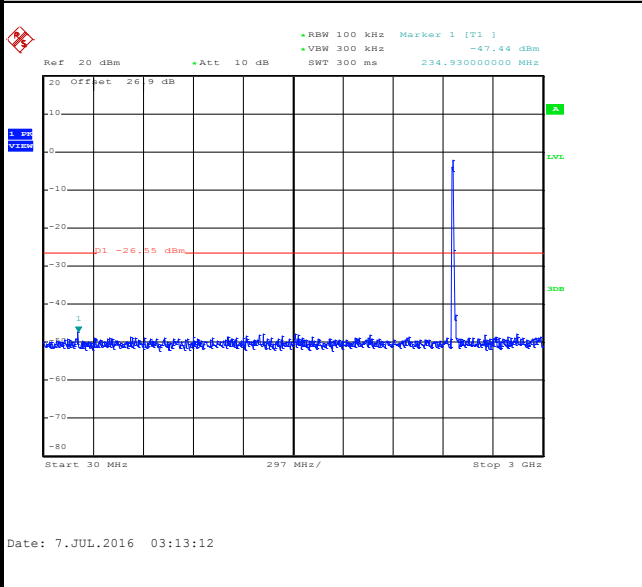
100kHz PSD reference Level



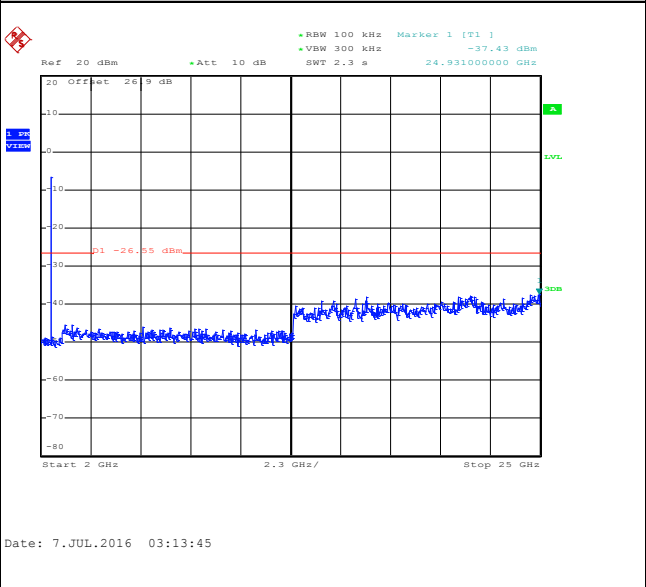
High Channel Plot



Spurious Emission 30MHz~3GHz



Spurious Emission 2GHz~25GHz

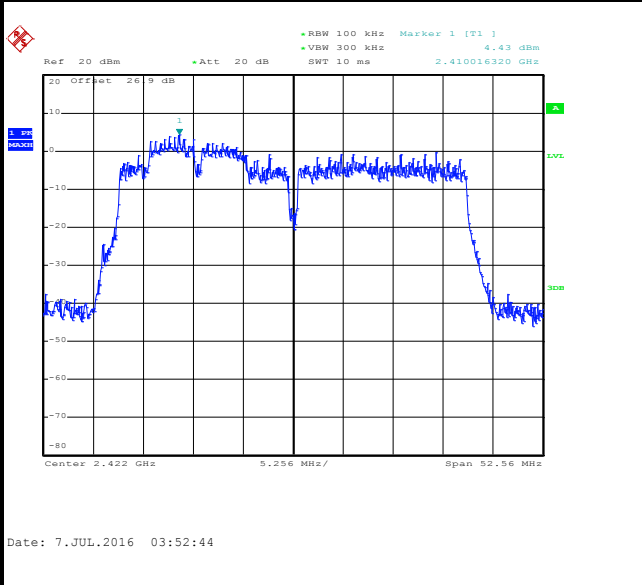




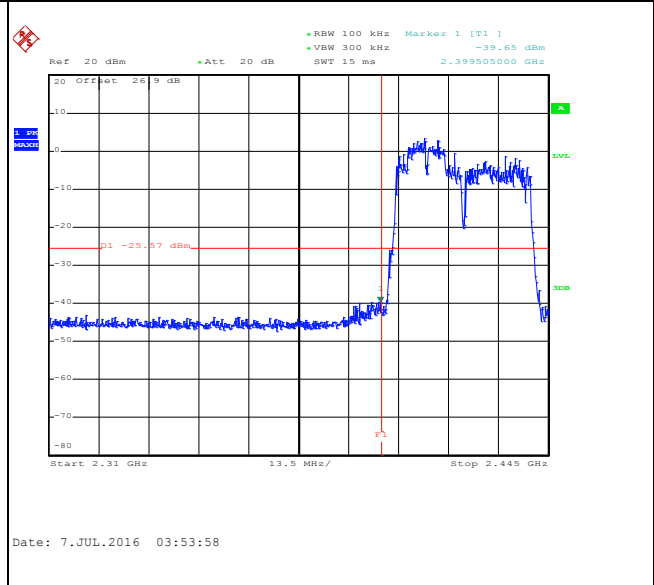
Number of TX :	2	Ant. :	2
Test Mode :	802.11n HT40	Temperature :	21~25°C
Test Band :	2.4GHz Low	Relative Humidity :	51~54%
Test Channel :	03	Test Engineer :	Tommy Lee and Luffy Lin

WLAN 802.11n HT40 Channel 03

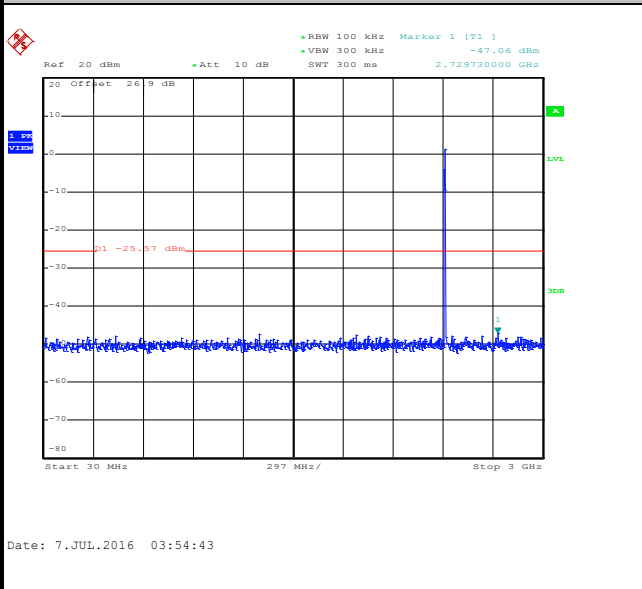
100kHz PSD reference Level



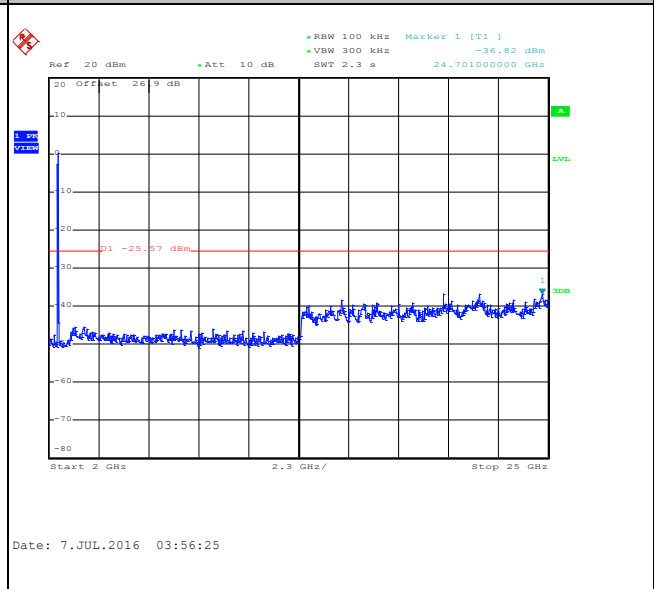
Low Channel Plot



Spurious Emission 30MHz~3GHz



Spurious Emission 2GHz~25GHz

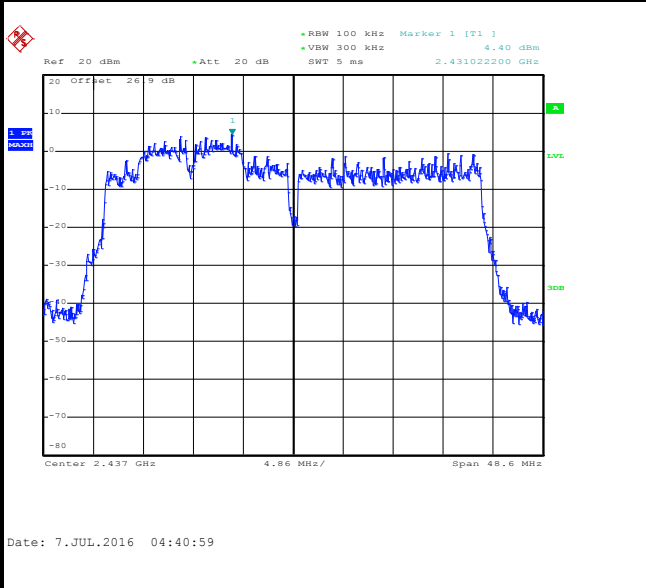




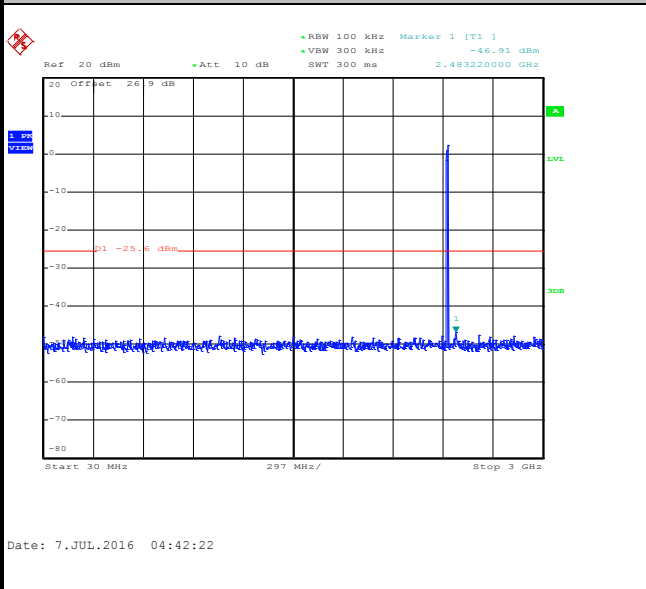
Number of TX :	2	Ant. :	2
Test Mode :	802.11n HT40	Temperature :	21~25°C
Test Band :	2.4GHz Mid	Relative Humidity :	51~54%
Test Channel :	06	Test Engineer :	Tommy Lee and Luffy Lin

WLAN 802.11n HT40 Channel 06

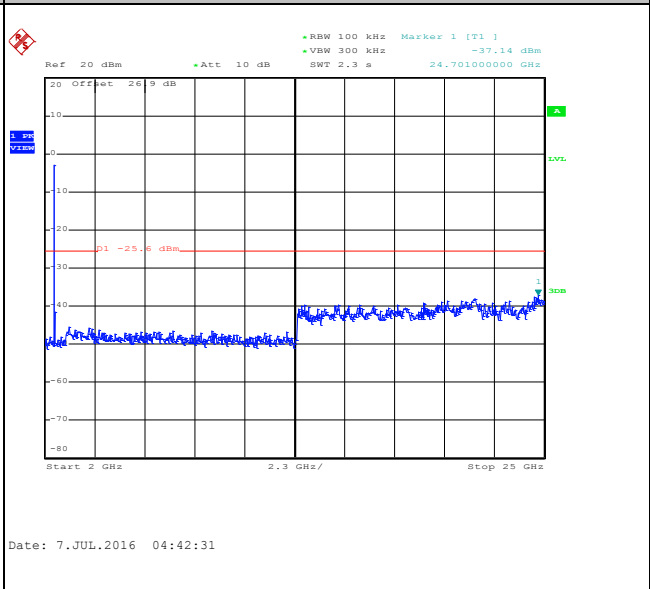
100kHz PSD reference Level



Spurious Emission 30MHz~3GHz



Spurious Emission 2GHz~25GHz

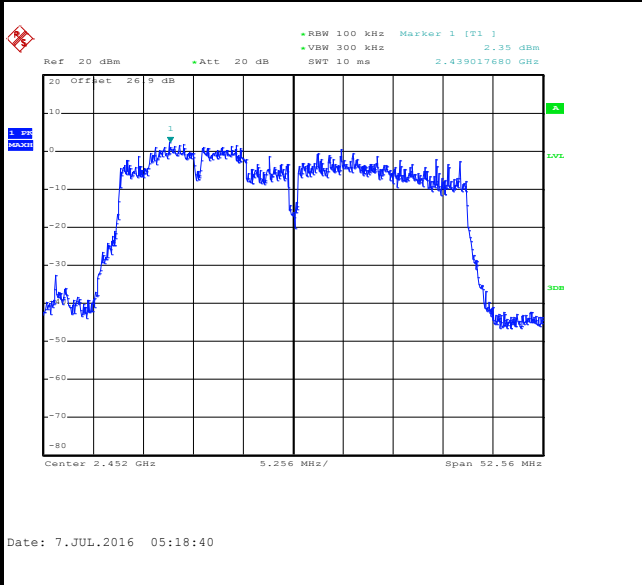




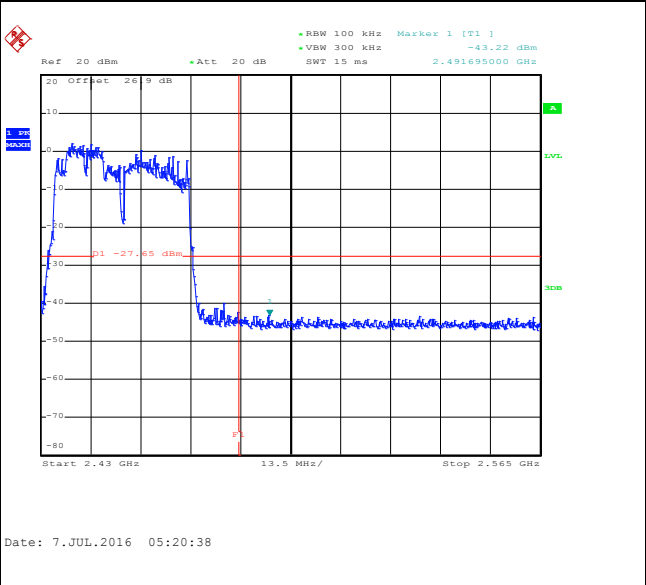
Number of TX :	2	Ant. :	2
Test Mode :	802.11n HT40	Temperature :	21~25°C
Test Band :	2.4GHz High	Relative Humidity :	51~54%
Test Channel :	09	Test Engineer :	Tommy Lee and Luffy Lin

WLAN 802.11n HT40 Channel 09

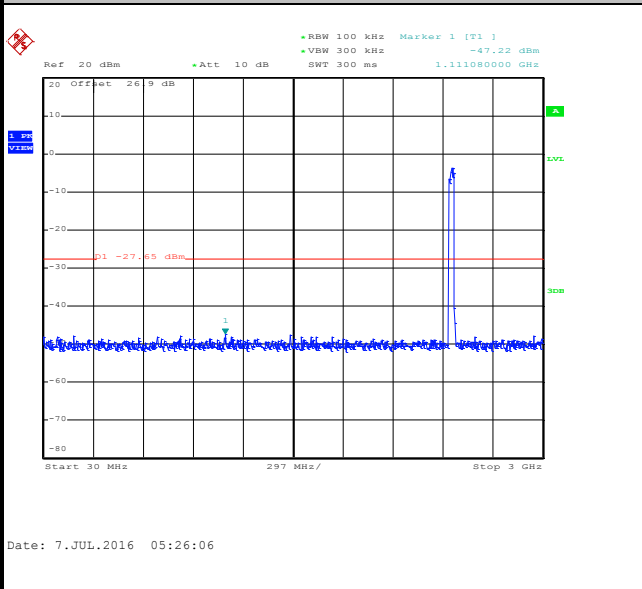
100kHz PSD reference Level



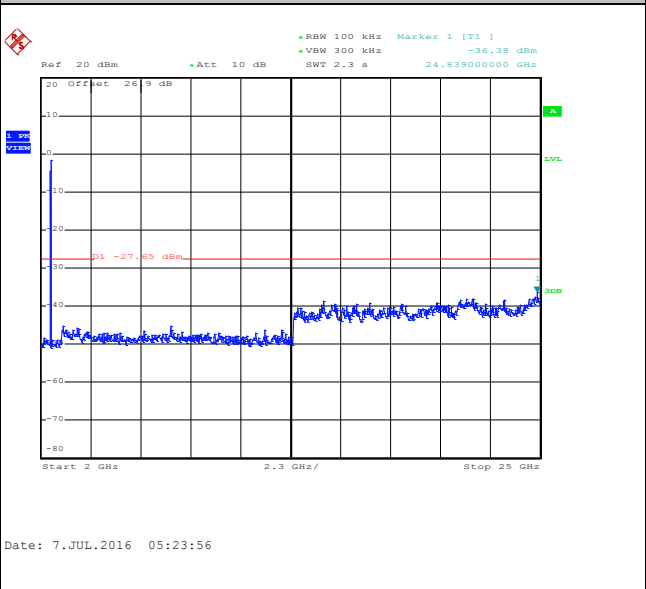
High Channel Plot



Spurious Emission 30MHz~3GHz



Spurious Emission 2GHz~25GHz

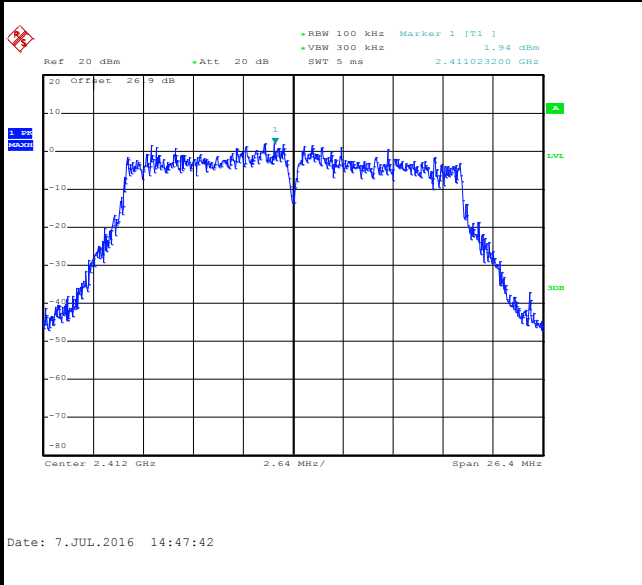




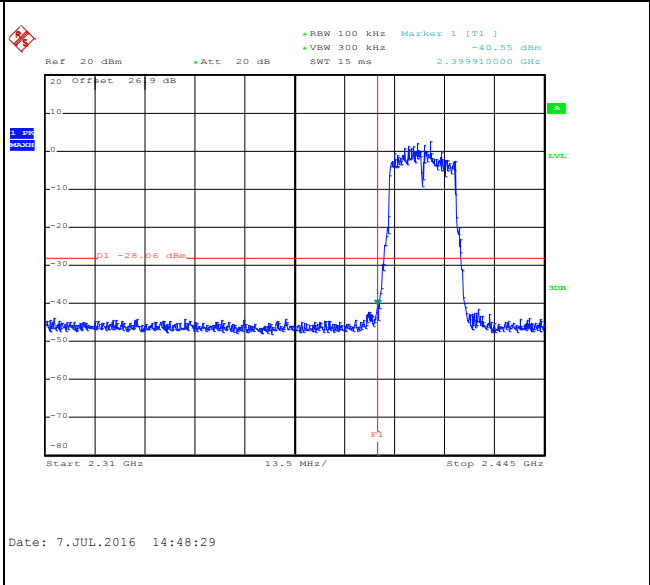
Number of TX :	2	Ant. :	2
Test Mode :	802.11ac VHT20	Temperature :	21~25°C
Test Band :	2.4GHz Low	Relative Humidity :	51~54%
Test Channel :	01	Test Engineer :	Tommy Lee and Luffy Lin

WLAN 802.11ac VHT20 Channel 01

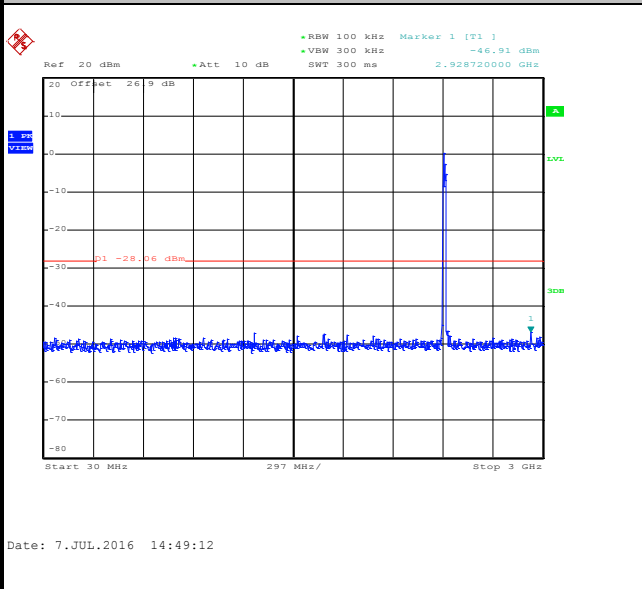
100kHz PSD reference Level



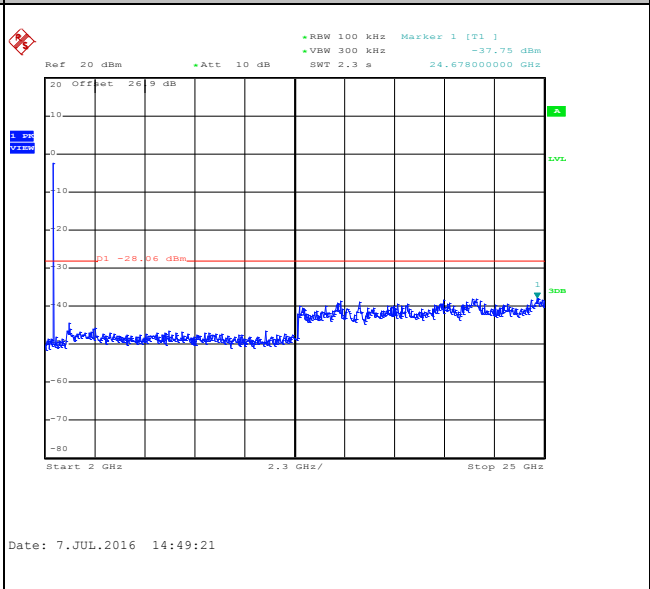
Low Channel Plot



Spurious Emission 30MHz~3GHz



Spurious Emission 2GHz~25GHz

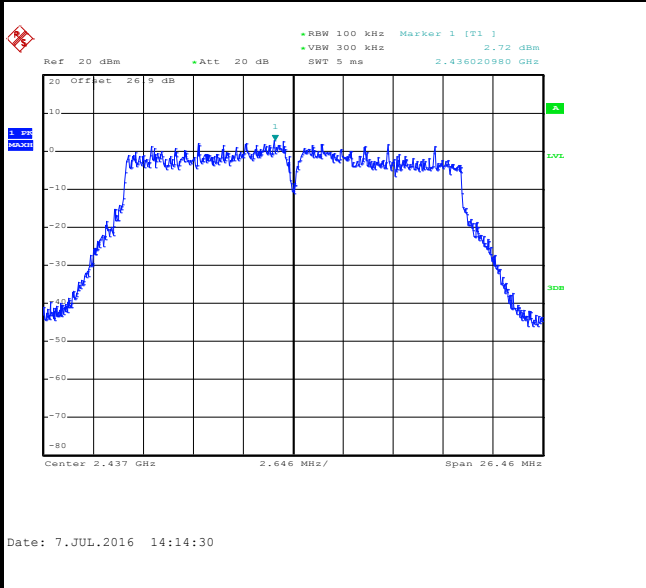




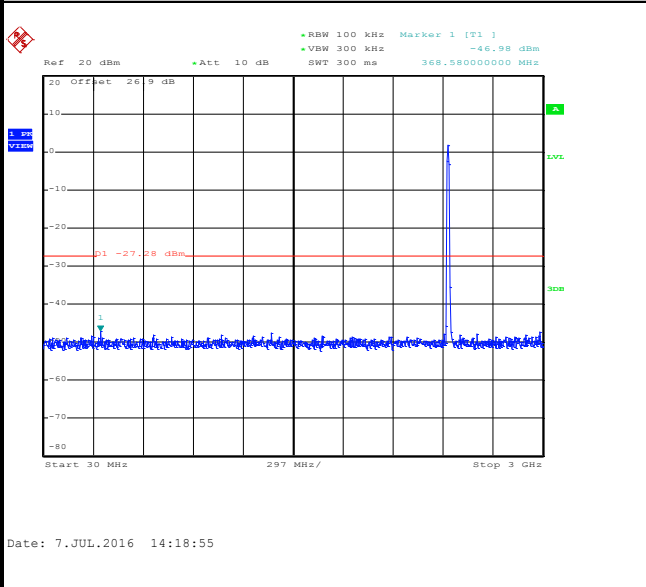
Number of TX :	2	Ant. :	2
Test Mode :	802.11ac VHT20	Temperature :	21~25°C
Test Band :	2.4GHz Mid	Relative Humidity :	51~54%
Test Channel :	06	Test Engineer :	Tommy Lee and Luffy Lin

WLAN 802.11ac VHT20 Channel 06

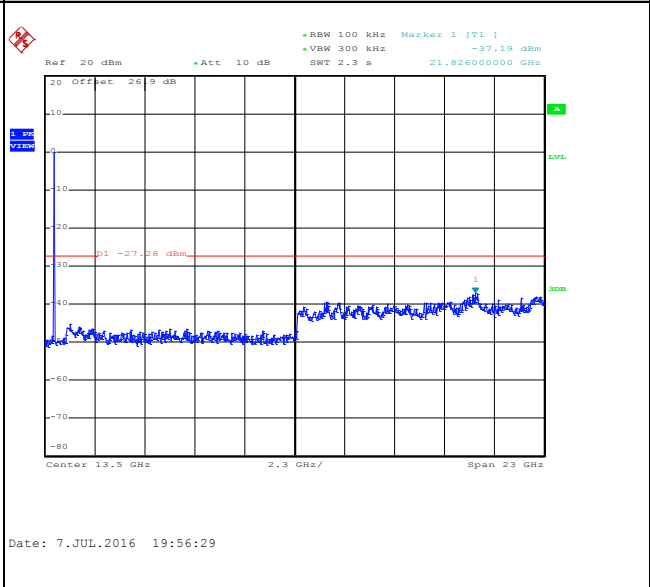
100kHz PSD reference Level



Spurious Emission 30MHz~3GHz



Spurious Emission 2GHz~25GHz

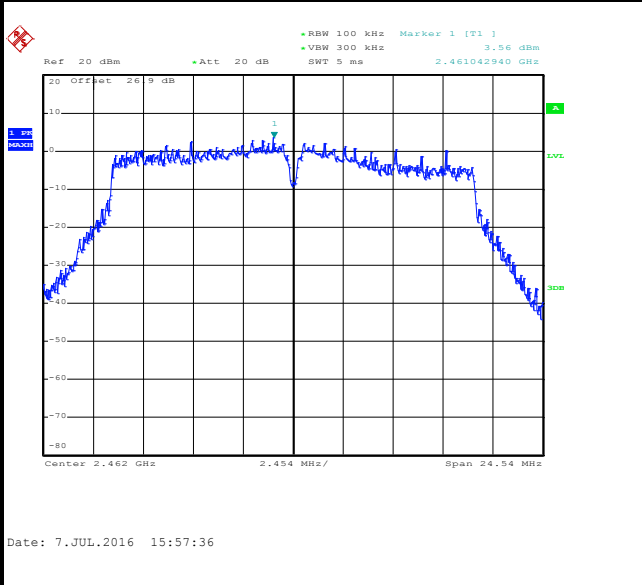




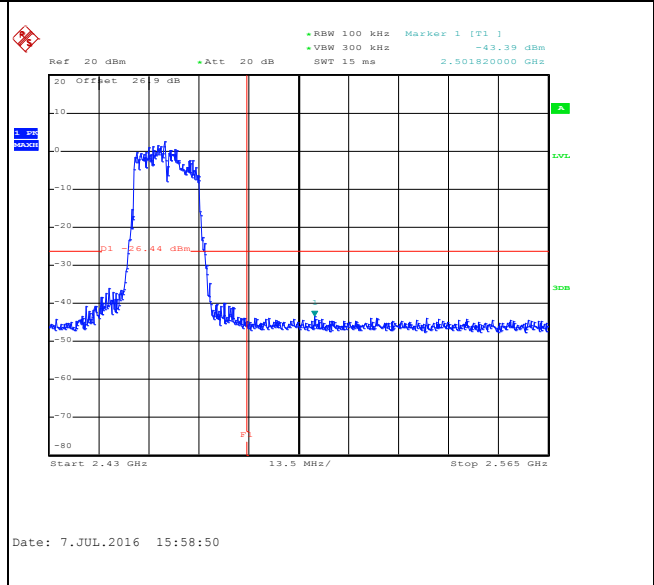
Number of TX :	2	Ant. :	2
Test Mode :	802.11ac VHT20	Temperature :	21~25°C
Test Band :	2.4GHz High	Relative Humidity :	51~54%
Test Channel :	11	Test Engineer :	Tommy Lee and Luffy Lin

WLAN 802.11ac VHT20 Channel 11

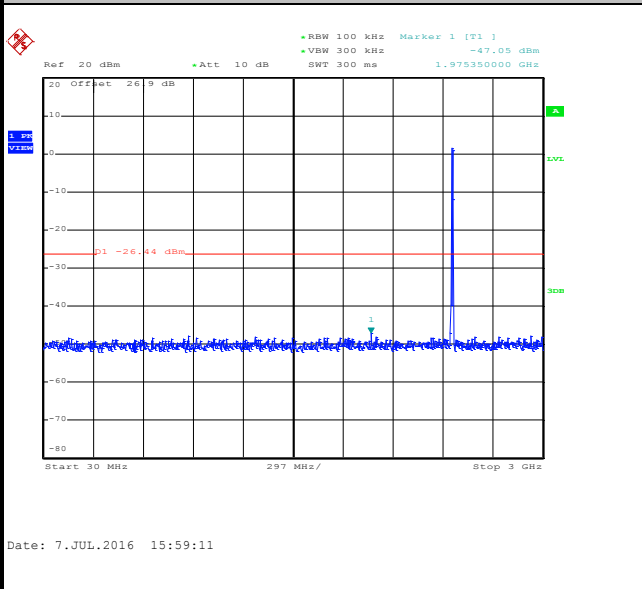
100kHz PSD reference Level



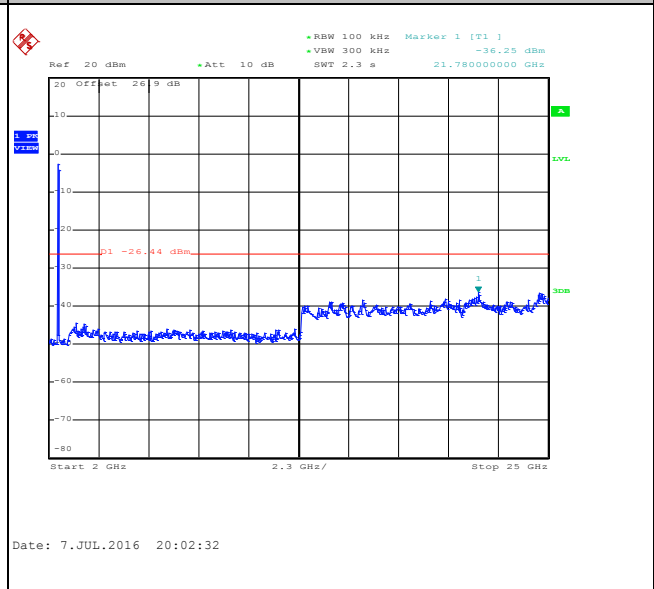
High Channel Plot



Spurious Emission 30MHz~3GHz



Spurious Emission 2GHz~25GHz

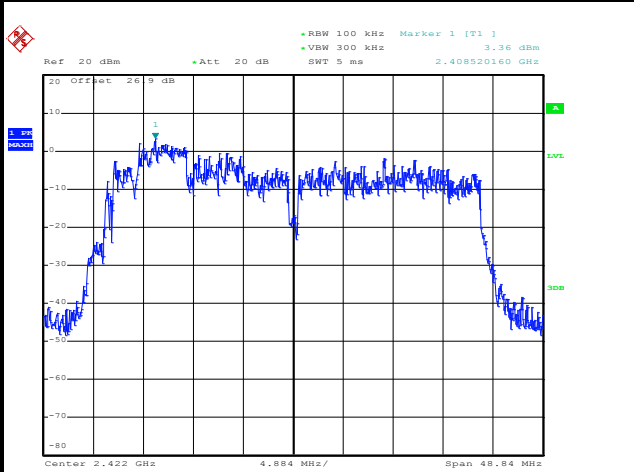




Number of TX :	2	Ant. :	2
Test Mode :	802.11ac VHT40	Temperature :	21~25°C
Test Band :	2.4GHz Low	Relative Humidity :	51~54%
Test Channel :	03	Test Engineer :	Tommy Lee and Luffy Lin

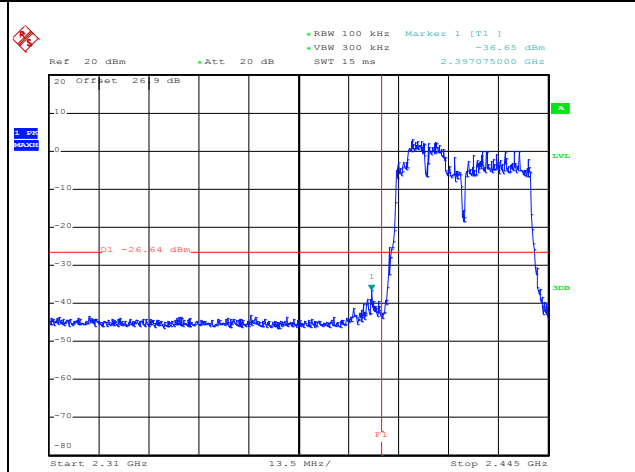
WLAN 802.11ac VHT40 Channel 03

100kHz PSD reference Level



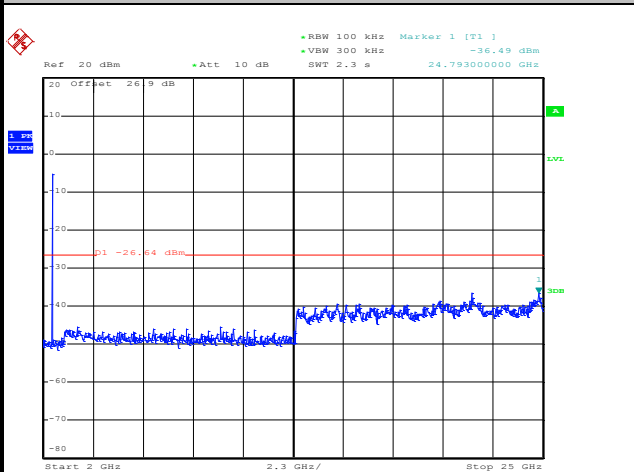
Date: 7.JUL.2016 17:08:45

Low Channel Plot



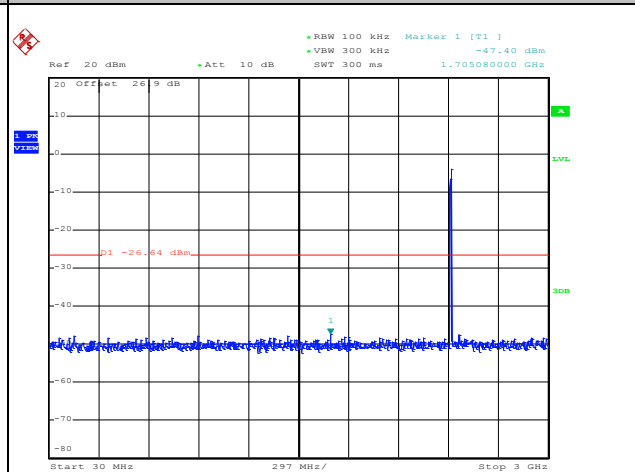
Date: 7.JUL.2016 17:10:06

Spurious Emission 30MHz~3GHz



Date: 7.JUL.2016 17:10:58

Spurious Emission 2GHz~25GHz



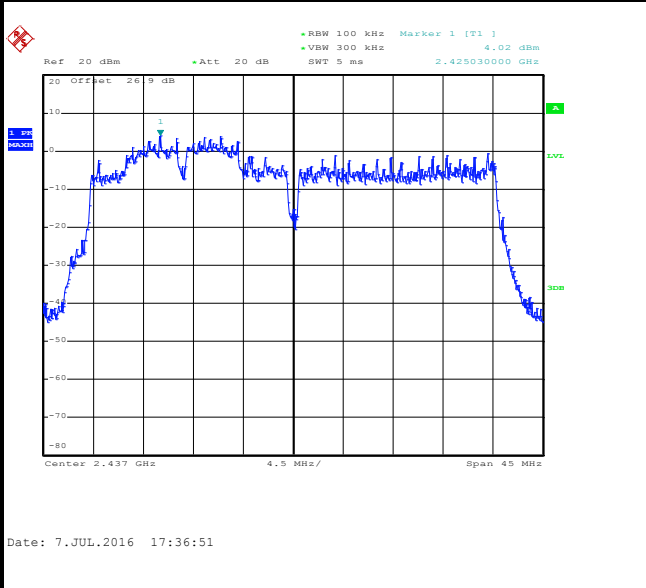
Date: 7.JUL.2016 17:10:49



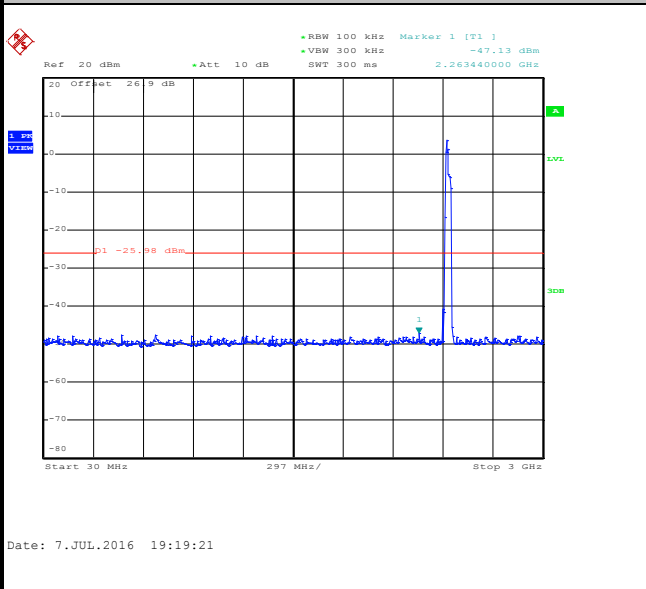
Number of TX :	2	Ant. :	2
Test Mode :	802.11ac VHT40	Temperature :	21~25°C
Test Band :	2.4GHz Mid	Relative Humidity :	51~54%
Test Channel :	06	Test Engineer :	Tommy Lee and Luffy Lin

WLAN 802.11ac VHT40 Channel 06

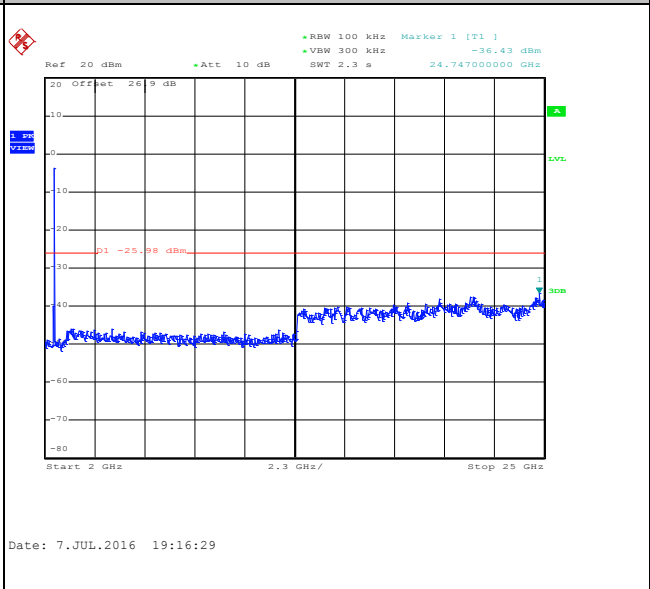
100kHz PSD reference Level



Spurious Emission 30MHz~3GHz



Spurious Emission 2GHz~25GHz

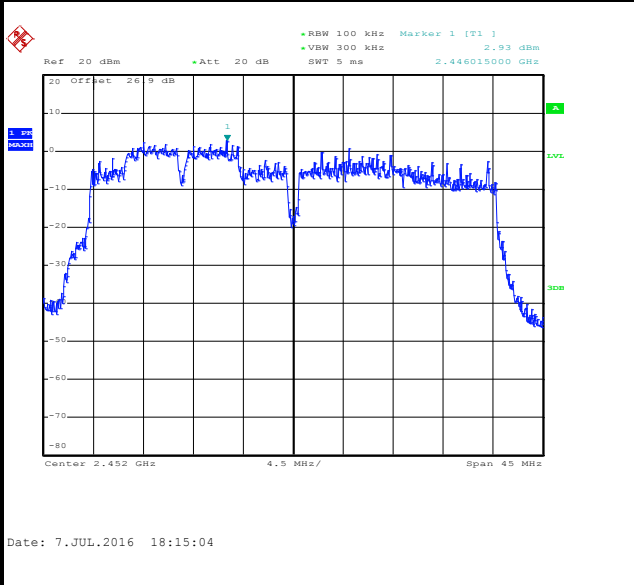




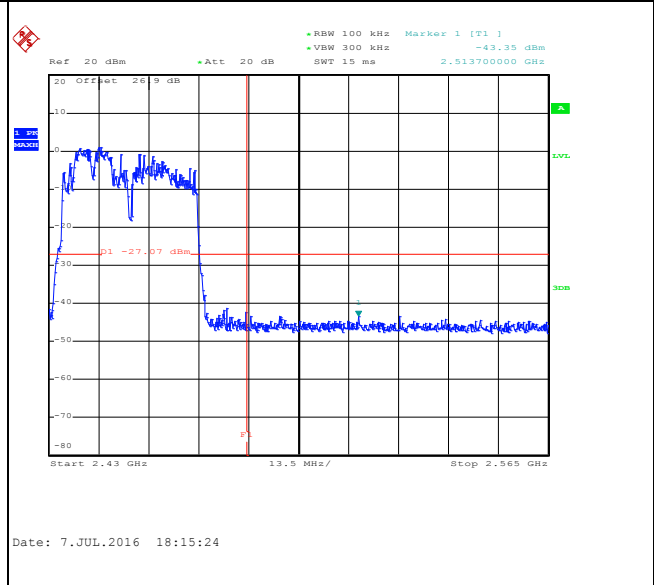
Number of TX :	2	Ant. :	2
Test Mode :	802.11ac VHT40	Temperature :	21~25°C
Test Band :	2.4GHz High	Relative Humidity :	51~54%
Test Channel :	09	Test Engineer :	Tommy Lee and Luffy Lin

WLAN 802.11ac VHT40 Channel 09

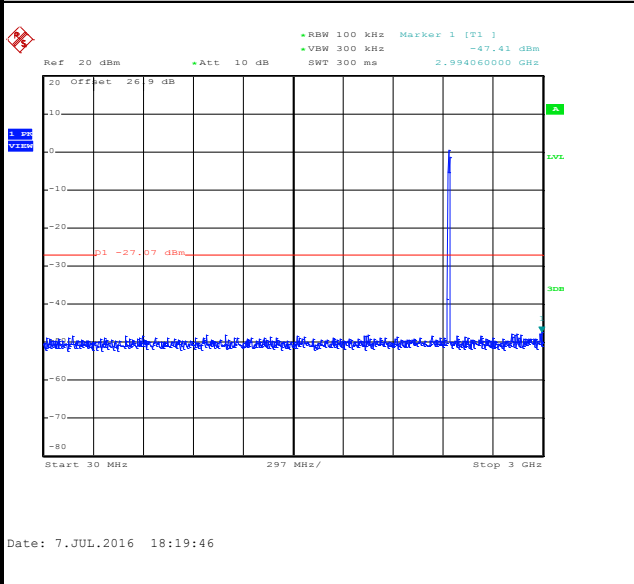
100kHz PSD reference Level



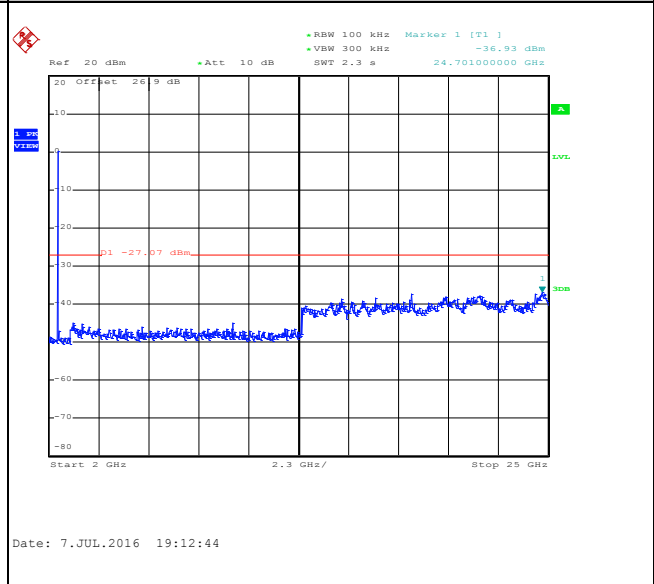
High Channel Plot



Spurious Emission 30MHz~3GHz



Spurious Emission 2GHz~25GHz





3.5 Radiated Band Edges and Spurious Emission Measurement

3.5.1 Limit of Radiated band edge and Spurious Emission Measurement

In any 100 kHz bandwidth outside the intentional radiator frequency band, all harmonics/spurious must be at least 20 dB below the highest emission level within the authorized band. If the output power of this device was measured by spectrum analyzer, the attenuation under this paragraph shall be 30 dB instead of 20 dB. In addition, radiated emissions which fall in the restricted bands must also comply with the FCC section 15.209 limits as below.

Frequency (MHz)	Field Strength (microvolts/meter)	Measurement Distance (meters)
0.009 – 0.490	2400/F(kHz)	300
0.490 – 1.705	24000/F(kHz)	30
1.705 – 30.0	30	30
30 – 88	100	3
88 – 216	150	3
216 - 960	200	3
Above 960	500	3

3.5.2 Measuring Instruments

The measuring equipment is listed in the section 4 of this test report.

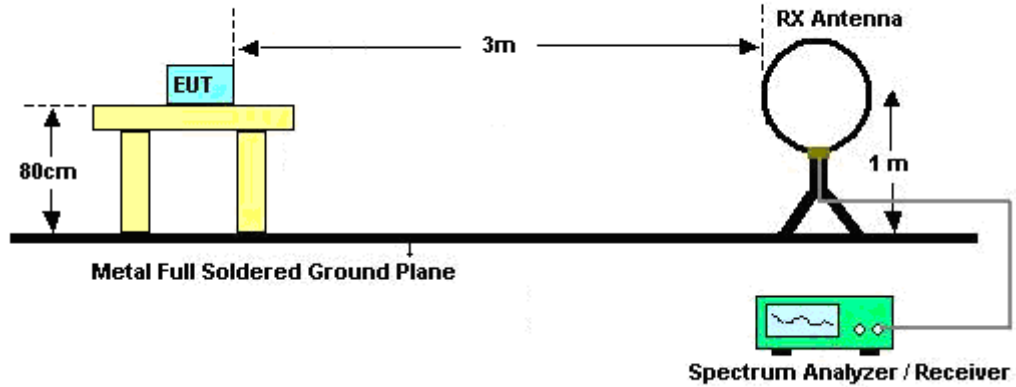


3.5.3 Test Procedure

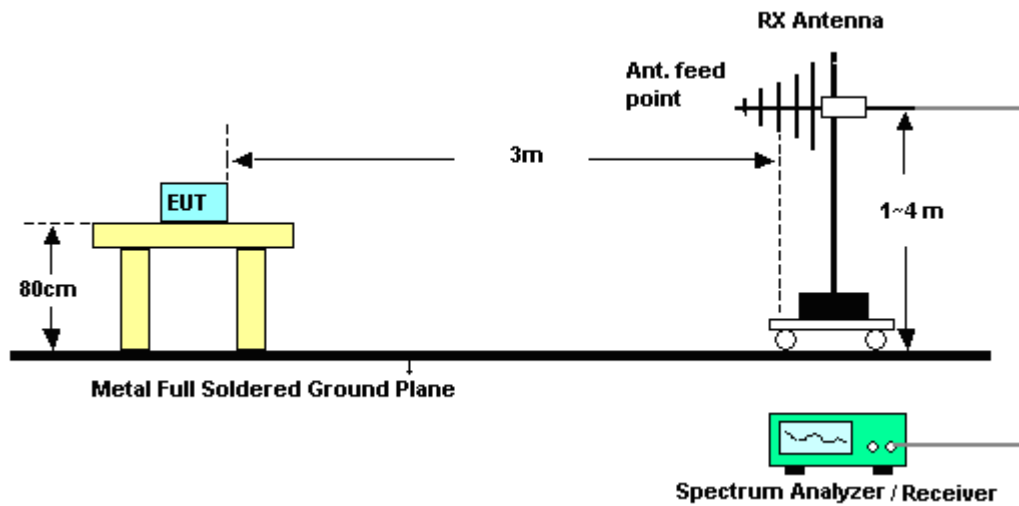
1. The testing follows FCC KDB Publication No. 558074 D01 DTS Meas. Guidance v03r05.
2. The EUT was arranged to its worst case and then tune the antenna tower (from 1 m to 4 m) and turntable (from 0 degree to 360 degrees) to find the maximum reading. A pre-amp and a high pass filter are used for the test in order to get better signal level.
3. The EUT was placed on a turntable with 0.8 meter for frequency below 1GHz and 1.5 meter for frequency above 1GHz respectively above ground.
4. The EUT was set 3 meters from the interference receiving antenna, which was mounted on the top of a variable height antenna tower.
5. Corrected Reading: Antenna Factor + Cable Loss + Read Level - Preamp Factor = Level
6. For measurement below 1GHz, If the emission level of the EUT measured by the peak detector is 3 dB lower than the applicable limit, the peak emission level will be reported. Otherwise, the emission measurement will be repeated using the quasi-peak detector and reported.
7. Use the following spectrum analyzer settings:
 - (1) Span shall wide enough to fully capture the emission being measured;
 - (2) Set RBW=100 kHz for $f < 1$ GHz; VBW \geq RBW; Sweep = auto; Detector function = peak; Trace = max hold;
 - (3) Set RBW = 1 MHz, VBW= 3MHz for $f \geq 1$ GHz for peak measurement.
For average measurement:
 - VBW = 10 Hz, when duty cycle is no less than 98 percent.
 - VBW $\geq 1/T$, when duty cycle is less than 98 percent where T is the minimum transmission duration over which the transmitter is on and is transmitting at its maximum power control level for the tested mode of operation.

3.5.4 Test Setup

For radiated emissions below 30MHz

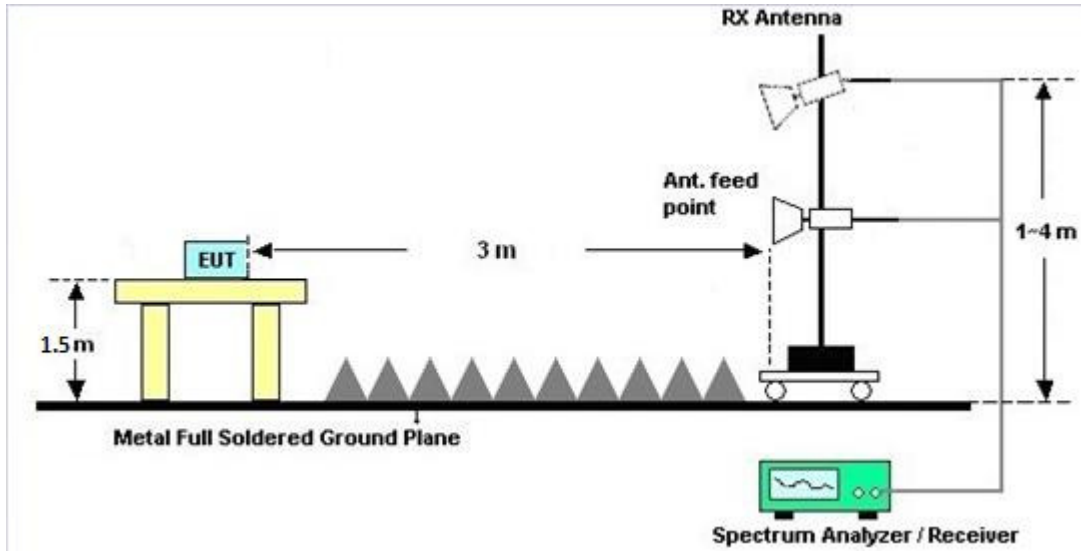


For radiated emissions from 30MHz to 1GHz

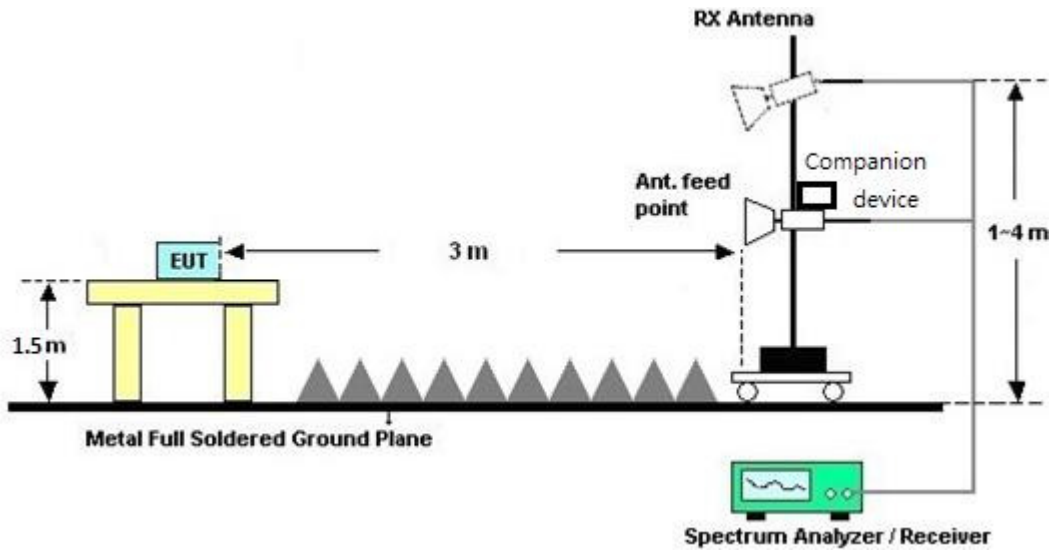


For radiated emissions above 1GHz

Non-TXBF mode



TXBF mode





3.5.5 Test Results of Radiated Emissions (9kHz ~ 30MHz)

The low frequency, which started from 9 kHz to 30MHz, was pre-scanned and the result which was 20dB lower than the limit line per 15.31(o) was not reported.

3.5.6 Test Result of Radiated Spurious at Band Edges

Please refer to Appendix B and C of this test report.

3.5.7 Duty Cycle

Please refer to Appendix D.

3.5.8 Test Result of Radiated Spurious Emission (30MHz ~ 10th Harmonic)

Please refer to Appendix B and C of this test report.



3.6 AC Conducted Emission Measurement

3.6.1 Limit of AC Conducted Emission

For equipment that is designed to be connected to the public utility (AC) power line, the radio frequency voltage that is conducted back onto the AC power line on any frequency or frequencies within the band 150 kHz to 30 MHz shall not exceed the limits in the following table.

Frequency of Emission (MHz)	Conducted Limit (dB μ V)	
	Quasi-Peak	Average
0.15-0.5	66 to 56*	56 to 46*
0.5-5	56	46
5-30	60	50

*Decreases with the logarithm of the frequency.

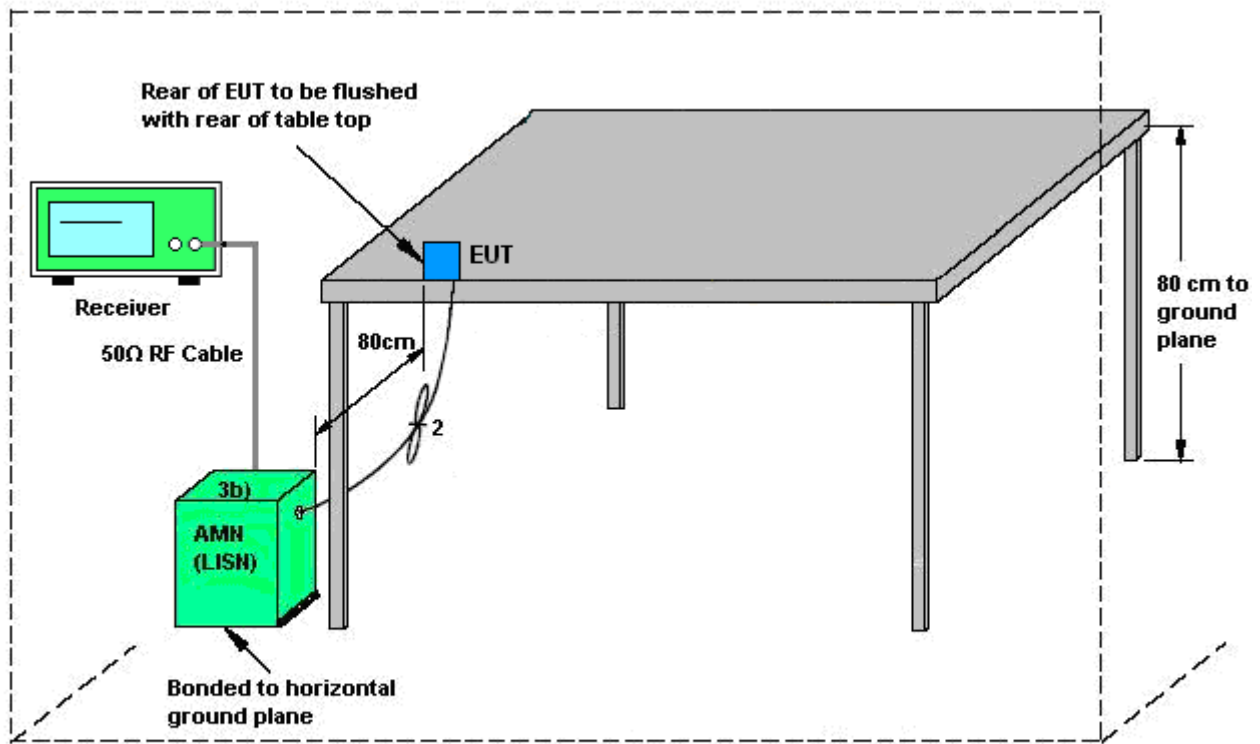
3.6.2 Measuring Instruments

The measuring equipment is listed in the section 4 of this test report.

3.6.3 Test Procedures

1. The EUT was placed 0.4 meter from the conducting wall of the shielding room, and it was kept at least 80 centimeters from any other grounded conducting surface.
2. Connect EUT to the power mains through a line impedance stabilization network (LISN).
3. All the support units are connecting to the other LISN.
4. The LISN provides 50 ohm coupling impedance for the measuring instrument.
5. The FCC states that a 50 ohm, 50 microhenry LISN should be used.
6. Both sides of AC line were checked for maximum conducted interference.
7. The frequency range from 150 kHz to 30 MHz was searched.
8. Set the test-receiver system to Peak Detect Function and specified bandwidth (IF bandwidth = 9kHz) with Maximum Hold Mode.

3.6.4 Test Setup

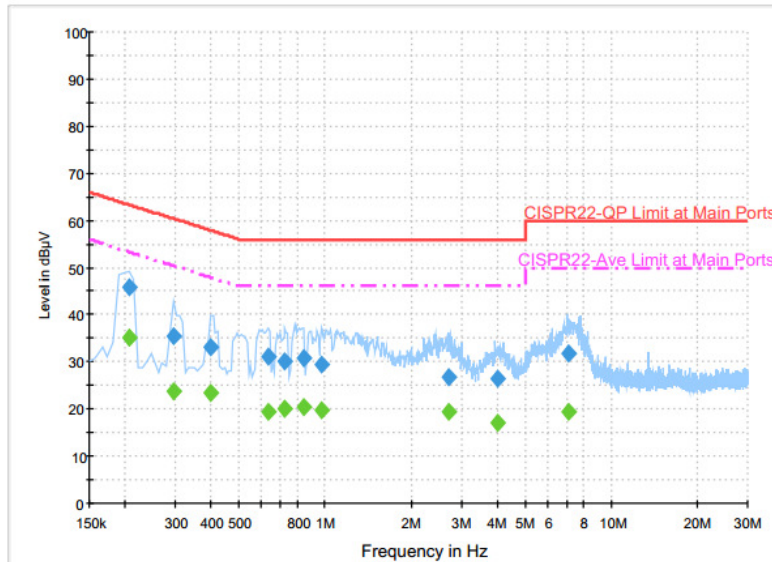


AMN = Artificial mains network (LISN)
AE = Associated equipment
EUT = Equipment under test
ISN = Impedance stabilization network



3.6.5 Test Result of AC Conducted Emission

Test Mode :	Mode 1	Temperature :	25~26°C
Test Engineer :	Arthur Hsieh	Relative Humidity :	54~55%
Test Voltage :	120Vac / 60Hz	Phase :	Line
Function Type :	Bluetooth Link + WLAN (2.4GHz) Link + Battery + Earphone + USB Cable (Charging from Adapter)		



Final Result : Quasi-Peak

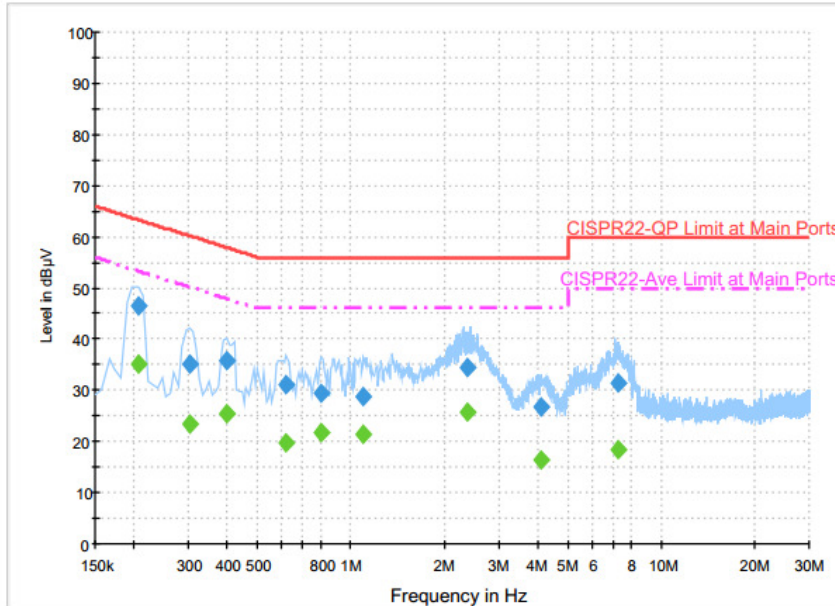
Frequency (MHz)	Quasi-Peak (dBµV)	Filter	Line	Corr. (dB)	Margin (dB)	Limit (dBµV)
0.206000	45.8	Off	L1	19.6	17.6	63.4
0.294000	35.5	Off	L1	19.6	24.9	60.4
0.398000	33.1	Off	L1	19.6	24.8	57.9
0.630000	31.2	Off	L1	19.6	24.8	56.0
0.726000	30.0	Off	L1	19.6	26.0	56.0
0.846000	30.9	Off	L1	19.6	25.1	56.0
0.974000	29.3	Off	L1	19.7	26.7	56.0
2.702000	26.8	Off	L1	19.7	29.2	56.0
4.022000	26.5	Off	L1	19.8	29.5	56.0
7.102000	31.9	Off	L1	19.9	28.1	60.0

Final Result : Average

Frequency (MHz)	Average (dBµV)	Filter	Line	Corr. (dB)	Margin (dB)	Limit (dBµV)
0.206000	35.1	Off	L1	19.6	18.3	53.4
0.294000	23.9	Off	L1	19.6	26.5	50.4
0.398000	23.4	Off	L1	19.6	24.5	47.9
0.630000	19.5	Off	L1	19.6	26.5	46.0
0.726000	20.2	Off	L1	19.6	25.8	46.0
0.846000	20.3	Off	L1	19.6	25.7	46.0
0.974000	19.8	Off	L1	19.7	26.2	46.0
2.702000	19.2	Off	L1	19.7	26.8	46.0
4.022000	16.9	Off	L1	19.8	29.1	46.0
7.102000	19.5	Off	L1	19.9	30.5	50.0



Test Mode :	Mode 1	Temperature :	25~26°C
Test Engineer :	Arthur Hsieh	Relative Humidity :	54~55%
Test Voltage :	120Vac / 60Hz	Phase :	Neutral
Function Type :	Bluetooth Link + WLAN (2.4GHz) Link + Battery + Earphone + USB Cable (Charging from Adapter)		



Final Result : Quasi-Peak

Frequency (MHz)	Quasi-Peak (dBµV)	Filter	Line	Corr. (dB)	Margin (dB)	Limit (dBµV)
0.206000	46.6	Off	N	19.6	16.8	63.4
0.302000	35.2	Off	N	19.6	25.0	60.2
0.398000	35.8	Off	N	19.6	22.1	57.9
0.622000	31.1	Off	N	19.6	24.9	56.0
0.806000	29.4	Off	N	19.6	26.6	56.0
1.102000	28.9	Off	N	19.6	27.1	56.0
2.374000	34.6	Off	N	19.6	21.4	56.0
4.126000	26.7	Off	N	19.8	29.3	56.0
7.302000	31.4	Off	N	19.9	28.6	60.0

Final Result : Average

Frequency (MHz)	Average (dBµV)	Filter	Line	Corr. (dB)	Margin (dB)	Limit (dBµV)
0.206000	35.2	Off	N	19.6	18.2	53.4
0.302000	23.5	Off	N	19.6	26.7	50.2
0.398000	25.4	Off	N	19.6	22.5	47.9
0.622000	19.7	Off	N	19.6	26.3	46.0
0.806000	21.6	Off	N	19.6	24.4	46.0
1.102000	21.3	Off	N	19.6	24.7	46.0
2.374000	25.6	Off	N	19.6	20.4	46.0
4.126000	16.4	Off	N	19.8	29.6	46.0
7.302000	18.5	Off	N	19.9	31.5	50.0



3.7 Antenna Requirements

3.7.1 Standard Applicable

If directional gain of transmitting Antennas is greater than 6dBi, the power shall be reduced by the same level in dB comparing to gain minus 6dBi. For the fixed point-to-point operation, the power shall be reduced by one dB for every 3 dB that the directional gain of the Antenna exceeds 6 dBi. The use of a permanently attached Antenna or of an Antenna that uses a unique coupling to the intentional radiator shall be considered sufficient to comply with the FCC rule.

3.7.2 Antenna Anti-Replacement Construction

An embedded-in antenna design is used.

3.7.3 Antenna Gain

Non-TXBF Modes

FCC KDB 662911 D01 Multiple Transmitter Output v02r01.

The power and PSD limit should be modified if the directional gain of EUT is over 6 dBi,

The directional gain "DG" is calculated as following table.

	Ant. 1 (dBi)	Ant. 2 (dBi)	DG for Power (dBi)	DG for PSD (dBi)	Power Limit Reduction (dB)	PSD Limit Reduction (dB)
2.4 GHz	1.90	1.10	1.90	4.52	0.00	0.00

$$Power\ Limit\ Reduction = DG(Power) - 6dBi, (min = 0)$$

$$PSD\ Limit\ Reduction = DG(PSD) - 6dBi, (min = 0)$$

TXBF Modes

FCC KDB 662911 D01 Multiple Transmitter Output v02r01.

For beamforming transmissions, directional gain is calculated as

$$DirectionalGain = 10 \cdot \log \left[\frac{\sum_{j=1}^{N_{SS}} \left\{ \sum_{k=1}^{N_{ANT}} g_{j,k} \right\}^2}{N_{ANT}} \right]$$

where

Each antenna is driven by no more than one spatial stream;

N_{SS} = the number of independent spatial streams of data;

N_{ANT} = the total number of antennas

$g_{j,k} = 10^{G_k / 20}$ if the k th antenna is being fed by spatial stream j , or zero if it is not;
 G_k is the gain in dBi of the k th antenna.

The EUT supports beamforming.

The power and PSD limit should be modified if the directional gain of EUT is over 6 dBi,

The directional gain “DG” is calculated as following table.

			DG	DG	Power	PSD
			for	for	Limit	Limit
	Ant. 1	Ant. 2	Power	PSD	Reduction	Reduction
	(dBi)	(dBi)	(dBi)	(dBi)	(dB)	(dB)
2.4 GHz	1.90	1.10	4.52	4.52	0.00	0.00

Power Limit Reduction = $DG(Power) - 6dBi, (min = 0)$

PSD Limit Reduction = $DG(PSD) - 6dBi, (min = 0)$



4 List of Measuring Equipment

Instrument	Manufacturer	Model No.	Serial No.	Characteristics	Calibration Date	Test Date	Due Date	Remark
Power Meter	Anritsu	ML2495A	1132003	300MHz~40GHz	Aug. 12, 2015	Jun. 17, 2016 ~ Jul. 19, 2016	Aug. 11, 2016	Conducted (TH05-HY)
Power Sensor	Anritsu	MA2411B	1126017	300MHz~40GHz	Aug. 12, 2015	Jun. 17, 2016 ~ Jul. 19, 2016	Aug. 11, 2016	Conducted (TH05-HY)
Power Sensor	DARE	RadiPower	15I00041S NO09	10MHz~6GHz	May. 03, 2016	Jun. 17, 2016 ~ Jul. 19, 2016	May. 02, 2017	Conducted (TH05-HY)
Power Sensor	DARE	RadiPower	15I00041S NO10	10MHz~6GHz	May. 03, 2016	Jun. 17, 2016 ~ Jul. 19, 2016	May. 02, 2017	Conducted (TH05-HY)
Spectrum Analyzer	Rohde & Schwarz	FSP40	100057	9kHz-40GHz	Nov. 23, 2015	Jun. 17, 2016 ~ Jul. 19, 2016	Nov. 22, 2016	Conducted (TH05-HY)
Spectrum Analyzer	Rohde & Schwarz	FSV40	101397	10kHz-40GHz	Sep. 11, 2015	Jun. 17, 2016 ~ Jul. 19, 2016	Sep. 10, 2016	Conducted (TH05-HY)
Bilog Antenna	TESEQ	CBL 6111D	35419	30MHz to 1GHz	Jan. 13, 2016	Jun. 22, 2016 ~ Jul. 16, 2016	Jan. 12, 2017	Radiation (03CH07-HY)
Double Ridge Horn Antenna	ESCO	3117	00075962	1GHz ~ 18GHz	Aug. 21, 2015	Jun. 22, 2016 ~ Jul. 16, 2016	Aug. 20, 2016	Radiation (03CH07-HY)
EMI Test Receiver	Keysight	N9038A(MXE)	MY541300 85	20Hz ~ 8.4GHz	Nov. 04, 2015	Jun. 22, 2016 ~ Jul. 16, 2016	Nov. 03, 2016	Radiation (03CH07-HY)
Loop Antenna	Rohde & Schwarz	HFH2-Z2	100315	9 kHz~30 MHz	Sep. 02, 2015	Jun. 22, 2016 ~ Jul. 16, 2016	Sep. 01, 2016	Radiation (03CH07-HY)
Preamplifier	MITEQ	AMF-7D-00101 800-30-10P	1590075	1GHz ~ 18GHz	Apr. 15, 2016	Jun. 22, 2016 ~ Jul. 16, 2016	Apr. 14, 2017	Radiation (03CH07-HY)
Preamplifier	COM-POWER	PA-103A	161241	10MHz-1GHz	Mar. 18, 2016	Jun. 22, 2016 ~ Jul. 16, 2016	Mar. 17, 2017	Radiation (03CH07-HY)
Preamplifier	Agilent	8449B	3008A023 62	1GHz~ 26.5GHz	Oct. 19, 2015	Jun. 22, 2016 ~ Jul. 16, 2016	Oct. 18, 2016	Radiation (03CH07-HY)
Spectrum Analyzer	Agilent	N9010A	MY534701 18	10Hz~44GHz	Feb. 27, 2016	Jun. 22, 2016 ~ Jul. 16, 2016	Feb. 26, 2017	Radiation (03CH07-HY)
Antenna Mast	Max-Full	MFA520BS	N/A	1m~4m	N/A	Jun. 22, 2016 ~ Jul. 16, 2016	N/A	Radiation (03CH07-HY)
Turn Table	ChainTek	Chaintek 3000	N/A	0~360 Degree	N/A	Jun. 22, 2016 ~ Jul. 16, 2016	N/A	Radiation (03CH07-HY)
Preamplifier	MITEQ	TTA0204	1872107	2GHz~40GHz	Feb. 15, 2015	Jun. 22, 2016 ~ Jul. 16, 2016	Feb. 14, 2017	Radiation (03CH07-HY)
SHF-EHF Horn Antenna	SCHWARZBECK	BBHA 9170	BBHA9170 584	18GHz- 40GHz	Nov. 02, 2015	Jun. 22, 2016 ~ Jul. 16, 2016	Nov. 01, 2016	Radiation (03CH07-HY)
AC Power Source	ChainTek	APC-1000W	N/A	N/A	N/A	Jun. 13, 2016	N/A	Conduction (CO05-HY)
EMI Test Receiver	Rohde & Schwarz	ESCI 7	100724	9kHz~7GHz	Aug. 26, 2015	Jun. 13, 2016	Aug. 25, 2016	Conduction (CO05-HY)
LISN	Rohde & Schwarz	ENV216	100080	9kHz~30MHz	Dec. 02, 2015	Jun. 13, 2016	Dec. 01, 2016	Conduction (CO05-HY)



5 Uncertainty of Evaluation

Uncertainty of Conducted Emission Measurement (150kHz ~ 30MHz)

Measuring Uncertainty for a Level of Confidence of 95% ($U = 2Uc(y)$)	2.26
---	------

Uncertainty of Radiated Emission Measurement (30 MHz ~ 1000 MHz)

Measuring Uncertainty for a Level of Confidence of 95% ($U = 2Uc(y)$)	4.50
---	------



Appendix A. Conducted Test Results

< Non-TXBF Modes >

Test Engineer:	Kenny Chen	Temperature:	21~25	°C
Test Date:	2016/06/17~2016/07/19	Relative Humidity:	51~54	%

TEST RESULTS DATA
6dB and 99% Occupied Bandwidth

2.4GHz Band										
Mod.	Data Rate	NTX	CH.	Freq. (MHz)	99% Occupied BW (MHz)		6dB BW (MHz)		6dB BW Limit (MHz)	Pass/Fail
					Ant 1	Ant 2	Ant 1	Ant 2		
11b	1Mbps	1	1	2412		11.75		9.04	0.50	Pass
11b	1Mbps	1	6	2437		11.80		9.04	0.50	Pass
11b	1Mbps	1	11	2462		11.75		8.56	0.50	Pass
11g	6Mbps	1	1	2412		18.30		16.32	0.50	Pass
11g	6Mbps	1	6	2437		18.35		16.32	0.50	Pass
11g	6Mbps	1	11	2462		18.25		16.28	0.50	Pass
HT20	MCS0	1	1	2412		18.95		17.60	0.50	Pass
HT20	MCS0	1	6	2437		19.00		17.56	0.50	Pass
HT20	MCS0	1	11	2462		18.90		16.92	0.50	Pass
HT40	MCS0	1	3	2422		36.70		36.32	0.50	Pass
HT40	MCS0	1	6	2437		36.70		36.32	0.50	Pass
HT40	MCS0	1	9	2452		36.50		35.36	0.50	Pass
VHT20	MCS0	1	1	2412		18.85		17.56	0.50	Pass
VHT20	MCS0	1	6	2437		19.25		17.56	0.50	Pass
VHT20	MCS0	1	11	2462		19.00		17.20	0.50	Pass
VHT40	MCS0	1	3	2422		36.60		36.32	0.50	Pass
VHT40	MCS0	1	6	2437		37.00		36.32	0.50	Pass
VHT40	MCS0	1	9	2452		36.50		35.36	0.50	Pass
11b	1Mbps	2	1	2412	11.65	11.75	8.58	9.06	0.50	Pass
11b	1Mbps	2	6	2437	11.70	11.80	8.56	9.04	0.50	Pass
11b	1Mbps	2	11	2462	11.60	11.70	8.52	8.52	0.50	Pass
11g	6Mbps	2	1	2412	18.45	18.25	16.32	16.36	0.50	Pass
11g	6Mbps	2	6	2437	18.35	18.05	16.32	16.36	0.50	Pass
11g	6Mbps	2	11	2462	18.45	17.95	16.28	15.72	0.50	Pass
HT20	MCS0	2	1	2412	19.05	18.95	17.56	17.60	0.50	Pass
HT20	MCS0	2	6	2437	19.10	19.10	17.60	17.60	0.50	Pass
HT20	MCS0	2	11	2462	18.90	18.70	17.28	17.56	0.50	Pass
HT40	MCS0	2	3	2422	36.70	36.70	36.32	36.32	0.50	Pass
HT40	MCS0	2	6	2437	36.90	36.90	36.32	36.00	0.50	Pass
HT40	MCS0	2	9	2452	36.50	36.50	35.60	35.92	0.50	Pass
VHT20	MCS0	2	1	2412	18.85	18.85	17.56	17.60	0.50	Pass
VHT20	MCS0	2	6	2437	19.15	19.05	17.60	17.62	0.50	Pass
VHT20	MCS0	2	11	2462	18.80	18.75	17.52	17.56	0.50	Pass
VHT40	MCS0	2	3	2422	36.70	36.70	36.08	36.32	0.50	Pass
VHT40	MCS0	2	6	2437	36.90	36.90	36.32	36.32	0.50	Pass
VHT40	MCS0	2	9	2452	36.60	36.40	35.68	36.00	0.50	Pass

TEST RESULTS DATA
Peak Output Power

2.4GHz Band											
Mod.	Data Rate	NTX	CH.	Freq. (MHz)	Peak Conducted Power (dBm)			DG (dBi)		EIRP Power (dBm)	
					Ant 1	Ant 2	SUM	Ant 1	Ant 2	Ant 1	Ant 2
11b	1Mbps	1	1	2412	16.48	18.65		1.90	1.10	18.38	19.75
11b	1Mbps	1	6	2437	16.72	18.82		1.90	1.10	18.62	19.92
11b	1Mbps	1	11	2462	16.38	18.78		1.90	1.10	18.28	19.88
11g	6Mbps	1	1	2412	20.45	21.89		1.90	1.10	22.35	22.99
11g	6Mbps	1	6	2437	20.49	21.92		1.90	1.10	22.39	23.02
11g	6Mbps	1	11	2462	20.42	21.78		1.90	1.10	22.32	22.88
HT20	MCS0	1	1	2412	20.78	21.92		1.90	1.10	22.68	23.02
HT20	MCS0	1	6	2437	20.88	22.05		1.90	1.10	22.78	23.15
HT20	MCS0	1	11	2462	20.83	21.90		1.90	1.10	22.73	23.00
HT40	MCS0	1	3	2422	20.37	22.16		1.90	1.10	22.27	23.26
HT40	MCS0	1	6	2437	20.66	22.29		1.90	1.10	22.56	23.39
HT40	MCS0	1	9	2452	20.61	21.14		1.90	1.10	22.51	22.24
VHT20	MCS0	1	1	2412	20.98	22.16		1.90	1.10	22.88	23.26
VHT20	MCS0	1	6	2437	21.03	22.19		1.90	1.10	22.93	23.29
VHT20	MCS0	1	11	2462	21.00	22.10		1.90	1.10	22.90	23.20
VHT40	MCS0	1	3	2422	20.96	22.43		1.90	1.10	22.86	23.53
VHT40	MCS0	1	6	2437	21.03	22.56		1.90	1.10	22.93	23.66
VHT40	MCS0	1	9	2452	21.59	21.29		1.90	1.10	23.49	22.39
11b	1Mbps	2	1	2412	16.65	16.90	19.79	1.90		21.69	
11b	1Mbps	2	6	2437	16.81	16.78	19.81	1.90		21.71	
11b	1Mbps	2	11	2462	16.82	16.72	19.78	1.90		21.68	
11g	6Mbps	2	1	2412	20.40	20.51	23.47	1.90		25.37	
11g	6Mbps	2	6	2437	20.32	20.61	23.48	1.90		25.38	
11g	6Mbps	2	11	2462	20.62	20.26	23.45	1.90		25.35	
HT20	MCS0	2	1	2412	20.87	20.83	23.86	1.90		25.76	
HT20	MCS0	2	6	2437	20.92	20.91	23.93	1.90		25.83	
HT20	MCS0	2	11	2462	21.15	20.50	23.85	1.90		25.75	
HT40	MCS0	2	3	2422	20.81	20.90	23.87	1.90		25.77	
HT40	MCS0	2	6	2437	20.91	20.89	23.91	1.90		25.81	
HT40	MCS0	2	9	2452	21.03	20.67	23.86	1.90		25.76	
VHT20	MCS0	2	1	2412	21.03	20.81	23.93	1.90		25.83	
VHT20	MCS0	2	6	2437	20.92	21.02	23.98	1.90		25.88	
VHT20	MCS0	2	11	2462	21.00	20.76	23.89	1.90		25.79	
VHT40	MCS0	2	3	2422	20.99	20.76	23.89	1.90		25.79	
VHT40	MCS0	2	6	2437	21.03	20.88	23.97	1.90		25.87	
VHT40	MCS0	2	9	2452	21.00	21.07	24.05	1.90		25.95	

Note: Measured power (dBm) has offset with cable loss.

TEST RESULTS DATA
Average Output Power

2.4GHz Band																		
Mod.	Data Rate	NTx	CH.	Freq. (MHz)	Duty Factor (dB)		Average Conducted Power (dBm)			Conducted Power Limit (dBm)		DG (dBi)		EIRP Power (dBm)		EIRP Power Limit (dBm)		Pass /Fail
					Ant 1	Ant 2	Ant 1	Ant 2	SUM	Ant 1	Ant 2	Ant 1	Ant 2	Ant 1	Ant 2	Ant 1	Ant 2	
11b	1Mbps	1	1	2412	0.06	0.06	13.11	15.39		30.00	30.00	1.90	1.10	15.01	16.49	36.00	36.00	Pass
11b	1Mbps	1	6	2437	0.06	0.06	13.24	15.41		30.00	30.00	1.90	1.10	15.14	16.51	36.00	36.00	Pass
11b	1Mbps	1	11	2462	0.06	0.06	13.05	15.25		30.00	30.00	1.90	1.10	14.95	16.35	36.00	36.00	Pass
11g	6Mbps	1	1	2412	0.35	0.35	13.39	15.30		30.00	30.00	1.90	1.10	15.29	16.40	36.00	36.00	Pass
11g	6Mbps	1	6	2437	0.35	0.35	13.41	15.34		30.00	30.00	1.90	1.10	15.31	16.44	36.00	36.00	Pass
11g	6Mbps	1	11	2462	0.35	0.35	13.33	15.23		30.00	30.00	1.90	1.10	15.23	16.33	36.00	36.00	Pass
HT20	MCS0	1	1	2412	0.31	0.31	13.26	15.23		30.00	30.00	1.90	1.10	15.16	16.33	36.00	36.00	Pass
HT20	MCS0	1	6	2437	0.31	0.31	13.32	15.32		30.00	30.00	1.90	1.10	15.22	16.42	36.00	36.00	Pass
HT20	MCS0	1	11	2462	0.31	0.31	13.28	15.19		30.00	30.00	1.90	1.10	15.18	16.29	36.00	36.00	Pass
HT40	MCS0	1	3	2422	0.67	0.67	13.18	15.20		30.00	30.00	1.90	1.10	15.08	16.30	36.00	36.00	Pass
HT40	MCS0	1	6	2437	0.67	0.67	13.32	15.29		30.00	30.00	1.90	1.10	15.22	16.39	36.00	36.00	Pass
HT40	MCS0	1	9	2452	0.67	0.67	13.22	14.21		30.00	30.00	1.90	1.10	15.12	15.31	36.00	36.00	Pass
VHT20	MCS0	1	1	2412	0.37	0.31	13.40	15.38		30.00	30.00	1.90	1.10	15.30	16.48	36.00	36.00	Pass
VHT20	MCS0	1	6	2437	0.37	0.31	13.46	15.42		30.00	30.00	1.90	1.10	15.36	16.52	36.00	36.00	Pass
VHT20	MCS0	1	11	2462	0.37	0.31	13.43	15.30		30.00	30.00	1.90	1.10	15.33	16.40	36.00	36.00	Pass
VHT40	MCS0	1	3	2422	0.66	0.67	13.25	15.33		30.00	30.00	1.90	1.10	15.15	16.43	36.00	36.00	Pass
VHT40	MCS0	1	6	2437	0.66	0.67	13.38	15.43		30.00	30.00	1.90	1.10	15.28	16.53	36.00	36.00	Pass
VHT40	MCS0	1	9	2452	0.66	0.67	13.23	14.26		30.00	30.00	1.90	1.10	15.13	15.36	36.00	36.00	Pass
11b	1Mbps	2	1	2412	0.06	0.06	13.28	13.49	16.40	30.00		1.90		18.30		36.00		Pass
11b	1Mbps	2	6	2437	0.06	0.06	13.46	13.35	16.42	30.00		1.90		18.32		36.00		Pass
11b	1Mbps	2	11	2462	0.06	0.06	13.44	13.29	16.38	30.00		1.90		18.28		36.00		Pass
11g	6Mbps	2	1	2412	0.35	0.35	13.42	13.39	16.42	30.00		1.90		18.32		36.00		Pass
11g	6Mbps	2	6	2437	0.35	0.35	13.28	13.61	16.46	30.00		1.90		18.36		36.00		Pass
11g	6Mbps	2	11	2462	0.35	0.35	13.60	13.16	16.40	30.00		1.90		18.30		36.00		Pass
HT20	MCS0	2	1	2412	0.31	0.31	13.32	13.41	16.38	30.00		1.90		18.28		36.00		Pass
HT20	MCS0	2	6	2437	0.31	0.31	13.29	13.49	16.40	30.00		1.90		18.30		36.00		Pass
HT20	MCS0	2	11	2462	0.31	0.31	13.40	13.12	16.28	30.00		1.90		18.18		36.00		Pass
HT40	MCS0	2	3	2422	0.67	0.67	13.20	13.26	16.24	30.00		1.90		18.14		36.00		Pass
HT40	MCS0	2	6	2437	0.67	0.67	13.27	13.32	16.30	30.00		1.90		18.20		36.00		Pass
HT40	MCS0	2	9	2452	0.67	0.67	13.10	13.21	16.17	30.00		1.90		18.07		36.00		Pass
VHT20	MCS0	2	1	2412	0.31	0.31	13.38	13.46	16.43	30.00		1.90		18.33		36.00		Pass
VHT20	MCS0	2	6	2437	0.31	0.31	13.37	13.50	16.45	30.00		1.90		18.35		36.00		Pass
VHT20	MCS0	2	11	2462	0.31	0.31	13.32	13.24	16.29	30.00		1.90		18.19		36.00		Pass
VHT40	MCS0	2	3	2422	0.66	0.67	13.30	13.42	16.37	30.00		1.90		18.27		36.00		Pass
VHT40	MCS0	2	6	2437	0.66	0.67	13.32	13.45	16.40	30.00		1.90		18.30		36.00		Pass
VHT40	MCS0	2	9	2452	0.66	0.67	13.14	13.36	16.26	30.00		1.90		18.16		36.00		Pass

Note: Measured power (dBm) has offset with cable loss.

TEST RESULTS DATA
Average Power Spectral Density

2.4GHz Band																	
Mod.	Data Rate	N _{TX}	CH.	Freq. (MHz)	Duty Factor (dB)		Average PSD (dBm/3kHz)			Average PSD (dBm/3kHz With Duty Factor)			DG (dBi)		Average PSD Limit (dBm/3kHz)		Pass/Fail
					Ant 1	Ant 2	Worse + 3.01	Ant 1	Ant 2	Worse + 3.01	Ant 1	Ant 2	Ant 1	Ant 2			
															Ant 1	Ant 2	
11b	1Mbps	1	1	2412	0.06	0.06		-11.12					1.90	1.10	8.00	8.00	Pass
11b	1Mbps	1	6	2437	0.06	0.06		-11.04					1.90	1.10	8.00	8.00	Pass
11b	1Mbps	1	11	2462	0.06	0.06		-11.11					1.90	1.10	8.00	8.00	Pass
11g	6Mbps	1	1	2412	0.35	0.35		-12.11					1.90	1.10	8.00	8.00	Pass
11g	6Mbps	1	6	2437	0.35	0.35		-12.28					1.90	1.10	8.00	8.00	Pass
11g	6Mbps	1	11	2462	0.35	0.35		-11.91					1.90	1.10	8.00	8.00	Pass
HT20	MCS0	1	1	2412	0.31	0.31		-13.90					1.90	1.10	8.00	8.00	Pass
HT20	MCS0	1	6	2437	0.31	0.31		-13.95					1.90	1.10	8.00	8.00	Pass
HT20	MCS0	1	11	2462	0.31	0.31		-12.82					1.90	1.10	8.00	8.00	Pass
HT40	MCS0	1	3	2422	0.67	0.67		-17.31					1.90	1.10	8.00	8.00	Pass
HT40	MCS0	1	6	2437	0.67	0.67		-17.06					1.90	1.10	8.00	8.00	Pass
HT40	MCS0	1	9	2452	0.67	0.67		-14.10					1.90	1.10	8.00	8.00	Pass
VHT20	MCS0	1	1	2412	0.37	0.31		-12.75					1.90	1.10	8.00	8.00	Pass
VHT20	MCS0	1	6	2437	0.37	0.31		-13.73					1.90	1.10	8.00	8.00	Pass
VHT20	MCS0	1	11	2462	0.37	0.31		-13.59					1.90	1.10	8.00	8.00	Pass
VHT40	MCS0	1	3	2422	0.66	0.67		-15.99					1.90	1.10	8.00	8.00	Pass
VHT40	MCS0	1	6	2437	0.66	0.67		-16.03					1.90	1.10	8.00	8.00	Pass
VHT40	MCS0	1	9	2452	0.66	0.67		-13.86					1.90	1.10	8.00	8.00	Pass
11b	1Mbps	2	1	2412	0.06	0.06	-12.60	-12.53			-12.54	-12.47	-9.46	4.52		8.00	Pass
11b	1Mbps	2	6	2437	0.06	0.06	-12.37	-12.86			-12.31	-12.80	-9.30	4.52		8.00	Pass
11b	1Mbps	2	11	2462	0.06	0.06	-12.61	-12.81			-12.55	-12.75	-9.54	4.52		8.00	Pass
11g	6Mbps	2	1	2412	0.35	0.35	-13.46	-14.01			-13.11	-13.66	-10.10	4.52		8.00	Pass
11g	6Mbps	2	6	2437	0.35	0.35	-14.37	-14.10			-14.02	-13.75	-10.74	4.52		8.00	Pass
11g	6Mbps	2	11	2462	0.35	0.35	-13.41	-13.38			-13.06	-13.03	-10.02	4.52		8.00	Pass
HT20	MCS0	2	1	2412	0.31	0.31	-15.07	-15.82			-14.76	-15.51	-11.75	4.52		8.00	Pass
HT20	MCS0	2	6	2437	0.31	0.31	-15.95	-15.85			-15.64	-15.54	-12.53	4.52		8.00	Pass
HT20	MCS0	2	11	2462	0.31	0.31	-15.47	-15.51			-15.16	-15.20	-12.15	4.52		8.00	Pass
HT40	MCS0	2	3	2422	0.67	0.67	-18.39	-18.19			-17.72	-17.52	-14.51	4.52		8.00	Pass
HT40	MCS0	2	6	2437	0.67	0.67	-17.58	-17.70			-16.91	-17.03	-13.90	4.52		8.00	Pass
HT40	MCS0	2	9	2452	0.67	0.67	-17.29	-16.53			-16.62	-15.86	-12.85	4.52		8.00	Pass
VHT20	MCS0	2	1	2412	0.31	0.31	-15.86	-15.54			-15.55	-15.23	-12.22	4.52		8.00	Pass
VHT20	MCS0	2	6	2437	0.31	0.31	-15.71	-15.30			-15.40	-14.99	-11.98	4.52		8.00	Pass
VHT20	MCS0	2	11	2462	0.31	0.31	-15.74	-14.84			-15.43	-14.53	-11.52	4.52		8.00	Pass
VHT40	MCS0	2	3	2422	0.66	0.67	-18.34	-17.46			-17.68	-16.79	-13.78	4.52		8.00	Pass
VHT40	MCS0	2	6	2437	0.66	0.67	-18.21	-17.88			-17.55	-17.21	-14.20	4.52		8.00	Pass
VHT40	MCS0	2	9	2452	0.66	0.67	-18.10	-17.20			-17.44	-16.53	-13.52	4.52		8.00	Pass

Measured power density (dBm) has offset with cable loss.



<TXBF Modes>

Test Engineer:	Tommy Lee / Luffy Lin	Temperature:	21~25	°C
Test Date:	2016/07/06~2016/07/07	Relative Humidity:	51~54	%

TEST RESULTS DATA
6dB and 99% Occupied Bandwidth

2.4GHz Band										
Mod.	Data Rate	NTX	CH.	Freq. (MHz)	99% Occupied BW (MHz)		6dB BW (MHz)		6dB BW Limit (MHz)	Pass/Fail
					Ant 1	Ant 2	Ant 1	Ant 2		
11g	6Mbps	2	1	2412	17.75	17.75	16.40	16.44	0.50	Pass
11g	6Mbps	2	6	2437	17.55	17.85	15.40	16.00	0.50	Pass
11g	6Mbps	2	11	2462	17.55	17.70	15.72	16.00	0.50	Pass
HT20	MCS0	2	1	2412	18.65	18.65	17.24	16.92	0.50	Pass
HT20	MCS0	2	6	2437	18.45	18.65	16.88	17.60	0.50	Pass
HT20	MCS0	2	11	2462	18.30	18.25	16.00	16.64	0.50	Pass
HT40	MCS0	2	3	2422	36.40	36.30	33.76	35.04	0.50	Pass
HT40	MCS0	2	6	2437	36.50	36.30	33.76	32.40	0.50	Pass
HT40	MCS0	2	9	2452	36.30	36.20	35.00	35.04	0.50	Pass
VHT20	MCS0	2	1	2412	18.35	18.80	17.52	17.60	0.50	Pass
VHT20	MCS0	2	6	2437	18.65	18.50	17.64	17.64	0.50	Pass
VHT20	MCS0	2	11	2462	18.20	18.50	15.08	16.36	0.50	Pass
VHT40	MCS0	2	3	2422	36.50	36.60	32.56	35.00	0.50	Pass
VHT40	MCS0	2	6	2437	36.60	36.40	32.56	30.00	0.50	Pass
VHT40	MCS0	2	9	2452	36.30	36.20	31.28	30.00	0.50	Pass

TEST RESULTS DATA
Average Output Power

2.4GHz Band																
Mod.	Data Rate	NTX	CH.	Freq. (MHz)	Average Conducted Power (dBm)			Conducted Power Limit (dBm)		DG (dBi)		EIRP Power (dBm)		EIRP Power Limit (dBm)		Pass /Fail
					Ant 1	Ant 2	SUM	Ant 1	Ant 2	Ant 1	Ant 2	Ant 1	Ant 2	Ant 1	Ant 2	
11g	6Mbps	2	1	2412	13.70	13.20	16.47	30.00		4.52		20.99		36.00		Pass
11g	6Mbps	2	6	2437	13.50	13.30	16.41	30.00		4.52		20.93		36.00		Pass
11g	6Mbps	2	11	2462	13.70	13.10	16.42	30.00		4.52		20.94		36.00		Pass
HT20	MCS0	2	1	2412	13.50	13.20	16.36	30.00		4.52		20.88		36.00		Pass
HT20	MCS0	2	6	2437	13.50	13.10	16.31	30.00		4.52		20.83		36.00		Pass
HT20	MCS0	2	11	2462	13.40	13.10	16.26	30.00		4.52		20.78		36.00		Pass
HT40	MCS0	2	3	2422	13.60	13.20	16.41	30.00		4.52		20.93		36.00		Pass
HT40	MCS0	2	6	2437	13.30	13.40	16.36	30.00		4.52		20.88		36.00		Pass
HT40	MCS0	2	9	2452	13.30	13.40	16.36	30.00		4.52		20.88		36.00		Pass
VHT20	MCS0	2	1	2412	13.40	13.40	16.41	30.00		4.52		20.93		36.00		Pass
VHT20	MCS0	2	6	2437	13.40	13.30	16.36	30.00		4.52		20.88		36.00		Pass
VHT20	MCS0	2	11	2462	13.40	13.20	16.31	30.00		4.52		20.83		36.00		Pass
VHT40	MCS0	2	3	2422	13.50	13.40	16.46	30.00		4.52		20.98		36.00		Pass
VHT40	MCS0	2	6	2437	13.30	13.50	16.41	30.00		4.52		20.93		36.00		Pass
VHT40	MCS0	2	9	2452	13.50	13.30	16.41	30.00		4.52		20.93		36.00		Pass

Note: Measured power (dBm) has offset with cable loss.

TEST RESULTS DATA
Average Power Spectral Density

2.4GHz Band												
Mod.	Data Rate	NTX	CH.	Freq. (MHz)	Average PSD (dBm/3kHz)			DG (dBi)		Average PSD Limit (dBm/3kHz)		Pass/Fail
					Ant 1	Ant 2	Worse + 3.01	Ant 1	Ant 2	Ant 1	Ant 2	
11g	6Mbps	2	1	2412	-4.44	-7.06	-1.43	4.52		8.00		Pass
11g	6Mbps	2	6	2437	-0.44	-4.61	2.57	4.52		8.00		Pass
11g	6Mbps	2	11	2462	-5.26	-4.56	-1.55	4.52		8.00		Pass
HT20	MCS0	2	1	2412	-5.11	-2.73	0.28	4.52		8.00		Pass
HT20	MCS0	2	6	2437	-5.72	-4.43	-1.42	4.52		8.00		Pass
HT20	MCS0	2	11	2462	-5.01	-5.09	-2.00	4.52		8.00		Pass
HT40	MCS0	2	3	2422	-5.30	-4.97	-1.96	4.52		8.00		Pass
HT40	MCS0	2	6	2437	-4.17	-3.48	-0.47	4.52		8.00		Pass
HT40	MCS0	2	9	2452	-3.85	-4.29	-0.84	4.52		8.00		Pass
VHT20	MCS0	2	1	2412	-6.63	-6.97	-3.62	4.52		8.00		Pass
VHT20	MCS0	2	6	2437	-6.14	-4.95	-1.94	4.52		8.00		Pass
VHT20	MCS0	2	11	2462	-3.94	-5.06	-0.93	4.52		8.00		Pass
VHT40	MCS0	2	3	2422	-4.10	1.22	4.23	4.52		8.00		Pass
VHT40	MCS0	2	6	2437	-6.18	-3.57	-0.56	4.52		8.00		Pass
VHT40	MCS0	2	9	2452	2.55	-4.44	5.56	4.52		8.00		Pass

Measured power density (dBm) has offset with cable loss.



Appendix B. Radiated Spurious Emission

Test Engineer :	Luke Chang/Jesse Wang/Derreck Chen/James Chiu	Temperature :	21~24°C
		Relative Humidity :	50~54%

2.4GHz 2400~2483.5MHz

WIFI 802.11b (Band Edge @ 3m)

WIFI Ant.	Note	Frequency (MHz)	Level (dBμV/m)	Over Limit (dB)	Limit Line (dBμV/m)	Read Level (dBμV)	Antenna Factor (dB/m)	Cable Loss (dB)	Preamp Factor (dB)	Ant Pos (cm)	Table Pos (deg)	Peak Avg. (P/A)	Pol. (H/V)	
802.11b CH 01 2412MHz		2344.86	54.61	-19.39	74	49.98	31.8	7.24	34.41	160	186	P	H	
		2390	44.67	-9.33	54	39.76	31.93	7.31	34.33	160	186	A	H	
	*	2412	103.01	-	-	98.02	31.98	7.31	34.3	160	186	P	H	
	*	2412	99.86	-	-	94.87	31.98	7.31	34.3	160	186	A	H	
													H	
														H
			2382.35	55.06	-18.94	74	50.21	31.89	7.31	34.35	345	246	P	V
			2390	44.79	-9.21	54	39.88	31.93	7.31	34.33	345	246	A	V
	*		2412	105.1	-	-	100.11	31.98	7.31	34.3	345	246	P	V
	*		2412	101.92	-	-	96.93	31.98	7.31	34.3	345	246	A	V
														V
														V
802.11b CH 06 2437MHz		2387.42	55.38	-18.62	74	50.48	31.93	7.31	34.34	200	186	P	H	
		2389.66	44.35	-9.65	54	39.44	31.93	7.31	34.33	200	186	A	H	
	*	2437	101.66	-	-	96.48	32.07	7.36	34.25	200	186	P	H	
	*	2437	98.52	-	-	93.34	32.07	7.36	34.25	200	186	A	H	
			2490.13	57.56	-16.44	74	52.13	32.2	7.4	34.17	200	186	P	H
			2487.47	44.85	-9.15	54	39.46	32.16	7.4	34.17	200	186	A	H
			2332.4	55.45	-18.55	74	50.95	31.75	7.18	34.43	342	239	P	V
			2389.52	44.31	-9.69	54	39.4	31.93	7.31	34.33	342	239	A	V
	*		2437	104.72	-	-	99.54	32.07	7.36	34.25	342	239	P	V
	*		2437	101.68	-	-	96.5	32.07	7.36	34.25	342	239	A	V
			2491.74	55.35	-18.65	74	49.91	32.2	7.4	34.16	342	239	P	V
			2488.31	44.88	-9.12	54	39.45	32.2	7.4	34.17	342	239	A	V



802.11b CH 11 2462MHz	*	2462	101.31	-	-	96.01	32.11	7.4	34.21	134	185	P	H
	*	2462	98.16	-	-	92.86	32.11	7.4	34.21	134	185	A	H
		2489.92	55.53	-18.47	74	50.1	32.2	7.4	34.17	134	185	P	H
		2483.52	45.49	-8.51	54	40.11	32.16	7.4	34.18	134	185	A	H
													H
													H
	*	2462	104.36	-	-	99.06	32.11	7.4	34.21	167	294	P	V
	*	2462	101.25	-	-	95.95	32.11	7.4	34.21	167	294	A	V
		2486.44	55.84	-18.16	74	50.45	32.16	7.4	34.17	167	294	P	V
		2483.52	46.64	-7.36	54	41.26	32.16	7.4	34.18	167	294	A	V
													V
													V
Remark	1. No other spurious found. 2. All results are PASS against Peak and Average limit line.												



**2.4GHz 2400~2483.5MHz
WIFI 802.11b (Harmonic @ 3m)**

WIFI Ant. 2	Note	Frequency (MHz)	Level (dBμV/m)	Over Limit (dB)	Limit Line (dBμV/m)	Read Level (dBμV)	Antenna Factor (dB/m)	Cable Loss (dB)	Preamp Factor (dB)	Ant Pos (cm)	Table Pos (deg)	Peak Avg. (P/A)	Pol. (H/V)	
802.11b CH 01 2412MHz		4824	43.12	-30.88	74	56.28	34.2	11.68	59.04	100	0	P	H	
													H	
													H	
													H	
			4824	47.5	-26.5	74	60.66	34.2	11.68	59.04	100	0	P	V
														V
														V
802.11b CH 06 2437MHz		4874	39.35	-34.65	74	52.53	34.23	11.53	58.94	100	0	P	H	
		7311	40.65	-33.35	74	49.17	35.6	13.81	57.93	100	0	P	H	
													H	
													H	
			4874	42.47	-31.53	74	55.65	34.23	11.53	58.94	100	0	P	V
			7311	42.3	-31.7	74	50.82	35.6	13.81	57.93	100	0	P	V
														V
802.11b CH 11 2462MHz		4924	41.1	-32.9	74	54.31	34.26	11.37	58.84	100	0	P	H	
		7386	39.84	-34.16	74	48.35	35.6	13.95	58.06	100	0	P	H	
													H	
													H	
			4924	41.41	-32.59	74	54.62	34.26	11.37	58.84	100	0	P	V
			7386	42.32	-31.68	74	50.83	35.6	13.95	58.06	100	0	P	V
														V
Remark	1. No other spurious found.													
	2. All results are PASS against Peak and Average limit line.													



**2.4GHz 2400~2483.5MHz
WIFI 802.11g (Band Edge @ 3m)**

WIFI Ant. 2	Note	Frequency (MHz)	Level (dBμV/m)	Over Limit (dB)	Limit Line (dBμV/m)	Read Level (dBμV)	Antenna Factor (dB/m)	Cable Loss (dB)	Preamp Factor (dB)	Ant Pos (cm)	Table Pos (deg)	Peak Avg. (P/A)	Pol. (H/V)	
802.11g CH 01 2412MHz		2388.33	56.07	-17.93	74	51.17	31.93	7.31	34.34	158	186	P	H	
		2390	46.52	-7.48	54	41.61	31.93	7.31	34.33	158	186	A	H	
	*	2412	105.36	-	-	100.37	31.98	7.31	34.3	158	186	P	H	
	*	2412	97.35	-	-	92.36	31.98	7.31	34.3	158	186	A	H	
													H	
														H
			2389.59	55.26	-18.74	74	50.35	31.93	7.31	34.33	236	218	P	V
			2390	46.55	-7.45	54	41.64	31.93	7.31	34.33	236	218	A	V
	*		2412	107.33	-	-	102.34	31.98	7.31	34.3	236	218	P	V
	*		2412	98.35	-	-	93.36	31.98	7.31	34.3	236	218	A	V
														V
														V
802.11g CH 06 2437MHz		2381.96	54.65	-19.35	74	49.8	31.89	7.31	34.35	107	185	P	H	
		2389.94	45.2	-8.8	54	40.29	31.93	7.31	34.33	107	185	A	H	
	*	2437	103.96	-	-	98.78	32.07	7.36	34.25	107	185	P	H	
	*	2437	96.23	-	-	91.05	32.07	7.36	34.25	107	185	A	H	
			2490.34	55.56	-18.44	74	50.13	32.2	7.4	34.17	107	185	P	H
			2486.07	45.88	-8.12	54	40.49	32.16	7.4	34.17	107	185	A	H
			2365.16	54.42	-19.58	74	49.71	31.84	7.24	34.37	100	233	P	V
			2389.8	45.37	-8.63	54	40.46	31.93	7.31	34.33	100	233	A	V
	*		2437	107.24	-	-	102.06	32.07	7.36	34.25	100	233	P	V
	*		2437	98.58	-	-	93.4	32.07	7.36	34.25	100	233	A	V
			2483.83	55.91	-18.09	74	50.53	32.16	7.4	34.18	100	233	P	V
			2486.14	46.18	-7.82	54	40.79	32.16	7.4	34.17	100	233	A	V



802.11g CH 11 2462MHz	*	2462	102.69	-	-	97.39	32.11	7.4	34.21	133	186	P	H
	*	2462	95.03	-	-	89.73	32.11	7.4	34.21	133	186	A	H
		2484	56.5	-17.5	74	51.12	32.16	7.4	34.18	133	186	P	H
		2483.52	46.76	-7.24	54	41.38	32.16	7.4	34.18	133	186	A	H
													H
													H
	*	2462	106.95	-	-	101.65	32.11	7.4	34.21	102	225	P	V
	*	2462	98.17	-	-	92.87	32.11	7.4	34.21	102	225	A	V
		2483.52	56.99	-17.01	74	51.61	32.16	7.4	34.18	102	225	P	V
		2483.52	47.59	-6.41	54	42.21	32.16	7.4	34.18	102	225	A	V
													V
													V
Remark	1. No other spurious found. 2. All results are PASS against Peak and Average limit line.												



**2.4GHz 2400~2483.5MHz
WIFI 802.11g (Harmonic @ 3m)**

WIFI Ant. 2	Note	Frequency (MHz)	Level (dBμV/m)	Over Limit (dB)	Limit Line (dBμV/m)	Read Level (dBμV)	Antenna Factor (dB/m)	Cable Loss (dB)	Preamp Factor (dB)	Ant Pos (cm)	Table Pos (deg)	Peak Avg. (P/A)	Pol. (H/V)	
802.11g CH 01 2412MHz		4824	40.91	-33.09	74	54.07	34.2	11.68	59.04	100	0	P	H	
													H	
													H	
													H	
			4824	43.75	-30.25	74	56.91	34.2	11.68	59.04	100	0	P	V
														V
														V
802.11g CH 06 2437MHz		4874	40.32	-33.68	74	53.5	34.23	11.53	58.94	100	0	P	H	
		7311	40.9	-33.1	74	49.42	35.6	13.81	57.93	100	0	P	H	
													H	
													H	
			4874	41.8	-32.2	74	54.98	34.23	11.53	58.94	100	0	P	V
			7311	41.26	-32.74	74	49.78	35.6	13.81	57.93	100	0	P	V
														V
802.11g CH 11 2462MHz		4924	40.99	-33.01	74	54.2	34.26	11.37	58.84	100	0	P	H	
		7386	41.11	-32.89	74	49.62	35.6	13.95	58.06	100	0	P	H	
													H	
													H	
			4924	42.7	-31.3	74	55.91	34.26	11.37	58.84	100	0	P	V
			7386	40.24	-33.76	74	48.75	35.6	13.95	58.06	100	0	P	V
														V
Remark	1. No other spurious found.													
	2. All results are PASS against Peak and Average limit line.													



**2.4GHz 2400~2483.5MHz
WIFI 802.11ac VHT20 (Band Edge @ 3m)**

WIFI Ant. 2	Note	Frequency (MHz)	Level (dBμV/m)	Over Limit (dB)	Limit Line (dBμV/m)	Read Level (dBμV)	Antenna Factor (dB/m)	Cable Loss (dB)	Preamp Factor (dB)	Ant Pos (cm)	Table Pos (deg)	Peak Avg. (P/A)	Pol. (H/V)	
802.11ac VHT20 CH 01 2412MHz		2390	56.11	-17.89	74	51.2	31.93	7.31	34.33	101	182	P	H	
		2390	46.59	-7.41	54	41.68	31.93	7.31	34.33	101	182	A	H	
	*	2412	103.67	-	-	98.68	31.98	7.31	34.3	101	182	P	H	
	*	2412	96.21	-	-	91.22	31.98	7.31	34.3	101	182	A	H	
													H	
														H
			2390	55.72	-18.28	74	50.81	31.93	7.31	34.33	108	310	P	V
			2390	47.47	-6.53	54	42.56	31.93	7.31	34.33	108	310	A	V
		*	2412	106.79	-	-	101.8	31.98	7.31	34.3	108	310	P	V
		*	2412	98.97	-	-	93.98	31.98	7.31	34.3	108	310	A	V
802.11ac VHT20 CH 06 2437MHz		2355.5	55.59	-18.41	74	50.9	31.84	7.24	34.39	108	186	P	H	
		2389.24	45.28	-8.72	54	40.37	31.93	7.31	34.33	108	186	A	H	
		*	2437	104.76	-	-	99.58	32.07	7.36	34.25	108	186	P	H
		*	2437	96.57	-	-	91.39	32.07	7.36	34.25	108	186	A	H
			2498.18	55.75	-18.25	74	50.3	32.2	7.4	34.15	108	186	P	H
			2486.77	46.07	-7.93	54	40.68	32.16	7.4	34.17	108	186	A	H
			2347.8	54.93	-19.07	74	50.29	31.8	7.24	34.4	343	238	P	V
			2389.66	45.25	-8.75	54	40.34	31.93	7.31	34.33	343	238	A	V
		*	2437	107.75	-	-	102.57	32.07	7.36	34.25	343	238	P	V
		*	2437	99.81	-	-	94.63	32.07	7.36	34.25	343	238	A	V
		2485.58	56.15	-17.85	74	50.76	32.16	7.4	34.17	343	238	P	V	
		2485.37	46.08	-7.92	54	40.69	32.16	7.4	34.17	343	238	A	V	



802.11ac VHT20 CH 11 2462MHz	*	2462	104.32	-	-	99.02	32.11	7.4	34.21	178	187	P	H
	*	2462	96.35	-	-	91.05	32.11	7.4	34.21	178	187	A	H
		2483.84	62.06	-11.94	74	56.68	32.16	7.4	34.18	178	187	P	H
		2483.56	50.04	-3.96	54	44.66	32.16	7.4	34.18	178	187	A	H
													H
													H
	*	2462	107.36	-	-	102.06	32.11	7.4	34.21	101	226	P	V
	*	2462	99.32	-	-	94.02	32.11	7.4	34.21	101	226	A	V
		2484.08	62.83	-11.17	74	57.45	32.16	7.4	34.18	101	226	P	V
		2483.72	51.5	-2.5	54	46.12	32.16	7.4	34.18	101	226	A	V
													V
												V	
Remark	1. No other spurious found. 2. All results are PASS against Peak and Average limit line.												



**2.4GHz 2400~2483.5MHz
WIFI 802.11ac VHT20 (Harmonic @ 3m)**

WIFI Ant. 2	Note	Frequency (MHz)	Level (dBμV/m)	Over Limit (dB)	Limit Line (dBμV/m)	Read Level (dBμV)	Antenna Factor (dB/m)	Cable Loss (dB)	Preamp Factor (dB)	Ant Pos (cm)	Table Pos (deg)	Peak Avg. (P/A)	Pol. (H/V)	
802.11ac VHT20 CH 01 2412MHz		4824	41.87	-32.13	74	55.03	34.2	11.68	59.04	100	0	P	H	
													H	
													H	
													H	
			4824	44.54	-29.46	74	57.7	34.2	11.68	59.04	100	0	P	V
														V
														V
802.11ac VHT20 CH 06 2437MHz		4874	41.29	-32.71	74	54.47	34.23	11.53	58.94	100	0	P	H	
		7311	40.87	-33.13	74	49.39	35.6	13.81	57.93	100	0	P	H	
													H	
													H	
			4874	40.91	-33.09	74	54.09	34.23	11.53	58.94	100	0	P	V
			7311	41.95	-32.05	74	50.47	35.6	13.81	57.93	100	0	P	V
														V
802.11ac VHT20 CH 11 2462MHz		4924	40.82	-33.18	74	54.03	34.26	11.37	58.84	100	0	P	H	
		7386	40.31	-33.69	74	48.82	35.6	13.95	58.06	100	0	P	H	
													H	
													H	
			4924	42	-32	74	55.21	34.26	11.37	58.84	100	0	P	V
			7386	39.87	-34.13	74	48.38	35.6	13.95	58.06	100	0	P	V
														V
Remark	1. No other spurious found.													
	2. All results are PASS against Peak and Average limit line.													



**2.4GHz 2400~2483.5MHz
WIFI 802.11ac VHT40 (Band Edge @ 3m)**

WIFI Ant. 2	Note	Frequency (MHz)	Level (dBμV/m)	Over Limit (dB)	Limit Line (dBμV/m)	Read Level (dBμV)	Antenna Factor (dB/m)	Cable Loss (dB)	Preamp Factor (dB)	Ant Pos (cm)	Table Pos (deg)	Peak Avg. (P/A)	Pol. (H/V)
802.11ac VHT40 CH 03 2422MHz		2389.8	56.89	-17.11	74	51.98	31.93	7.31	34.33	125	184	P	H
		2389.94	48.12	-5.88	54	43.21	31.93	7.31	34.33	125	184	A	H
	*	2422	100.92	-	-	95.82	32.02	7.36	34.28	125	184	P	H
	*	2422	92.71	-	-	87.61	32.02	7.36	34.28	125	184	A	H
		2492.93	55.34	-18.66	74	49.9	32.2	7.4	34.16	125	184	P	H
		2483.69	46.49	-7.51	54	41.11	32.16	7.4	34.18	125	184	A	H
		2389.94	58.01	-15.99	74	53.1	31.93	7.31	34.33	104	310	P	V
		2389.8	49.43	-4.57	54	44.52	31.93	7.31	34.33	104	310	A	V
	*	2422	103.32	-	-	98.22	32.02	7.36	34.28	104	310	P	V
	*	2422	95.02	-	-	89.92	32.02	7.36	34.28	104	310	A	V
		2483.55	55.94	-18.06	74	50.56	32.16	7.4	34.18	104	310	P	V
		2487.26	46.56	-7.44	54	41.17	32.16	7.4	34.17	104	310	A	V
802.11ac VHT40 CH 06 2437MHz		2389.94	56.13	-17.87	74	51.22	31.93	7.31	34.33	153	185	P	H
		2389.94	47.44	-6.56	54	42.53	31.93	7.31	34.33	153	185	A	H
	*	2437	101.15	-	-	95.97	32.07	7.36	34.25	153	185	P	H
	*	2437	93.41	-	-	88.23	32.07	7.36	34.25	153	185	A	H
		2483.55	59.41	-14.59	74	54.03	32.16	7.4	34.18	153	185	P	H
		2483.9	50.38	-3.62	54	45	32.16	7.4	34.18	153	185	A	H
		2388.96	57.78	-16.22	74	52.87	31.93	7.31	34.33	102	226	P	V
		2389.94	49.05	-4.95	54	44.14	31.93	7.31	34.33	102	226	A	V
	*	2437	104.06	-	-	98.88	32.07	7.36	34.25	102	226	P	V
	*	2437	96.37	-	-	91.19	32.07	7.36	34.25	102	226	A	V
	2484.95	61.18	-12.82	74	55.79	32.16	7.4	34.17	102	226	P	V	
	2484.04	51.57	-2.43	54	46.19	32.16	7.4	34.18	102	226	A	V	



802.11ac VHT40 CH 09 2452MHz		2355.36	55.23	-18.77	74	50.54	31.84	7.24	34.39	112	184	P	H
		2389.94	45.67	-8.33	54	40.76	31.93	7.31	34.33	112	184	A	H
	*	2452	100.02	-	-	94.82	32.07	7.36	34.23	112	184	P	H
	*	2452	92.21	-	-	87.01	32.07	7.36	34.23	112	184	A	H
		2483.83	62.14	-11.86	74	56.76	32.16	7.4	34.18	112	184	P	H
		2484.6	51.82	-2.18	54	46.44	32.16	7.4	34.18	112	184	A	H
		2324.28	55.01	-18.99	74	50.52	31.75	7.18	34.44	102	226	P	V
		2389.52	45.76	-8.24	54	40.85	31.93	7.31	34.33	102	226	A	V
	*	2452	103.5	-	-	98.3	32.07	7.36	34.23	102	226	P	V
	*	2452	96	-	-	90.8	32.07	7.36	34.23	102	226	A	V
		2483.52	61.88	-12.12	74	56.5	32.16	7.4	34.18	102	226	P	V
		2483.52	52.73	-1.27	54	47.35	32.16	7.4	34.18	102	226	A	V
Remark	1. No other spurious found. 2. All results are PASS against Peak and Average limit line.												



**2.4GHz 2400~2483.5MHz
WIFI 802.11ac VHT40 (Harmonic @ 3m)**

WIFI Ant. 2	Note	Frequency (MHz)	Level (dBμV/m)	Over Limit (dB)	Limit Line (dBμV/m)	Read Level (dBμV)	Antenna Factor (dB/m)	Cable Loss (dB)	Preamp Factor (dB)	Ant Pos (cm)	Table Pos (deg)	Peak Avg. (P/A)	Pol. (H/V)
802.11ac VHT40 CH 03 2422MHz		4844	40.05	-33.95	74	53.17	34.21	11.68	59.01	100	0	P	H
		7266	41.56	-32.44	74	50.1	35.6	13.75	57.89	100	0	P	H
													H
													H
		4844	41.84	-32.16	74	54.96	34.21	11.68	59.01	100	0	P	V
		7266	41.14	-32.86	74	49.68	35.6	13.75	57.89	100	0	P	V
													V
802.11ac VHT40 CH 06 2437MHz		4874	39.67	-34.33	74	52.85	34.23	11.53	58.94	100	0	P	H
		7311	41.73	-32.27	74	50.25	35.6	13.81	57.93	100	0	P	H
													H
													H
		4874	40.62	-33.38	74	53.8	34.23	11.53	58.94	100	0	P	V
		7311	41.01	-32.99	74	49.53	35.6	13.81	57.93	100	0	P	V
													V
802.11ac VHT40 CH 09 2452MHz		4909	41.02	-32.98	74	54.27	34.25	11.37	58.87	100	0	P	H
		7356	41.05	-32.95	74	49.58	35.6	13.88	58.01	100	0	P	H
													H
													H
		4904	40.65	-33.35	74	53.9	34.25	11.37	58.87	100	0	P	V
		7356	40.79	-33.21	74	49.32	35.6	13.88	58.01	100	0	P	V
													V
Remark	1. No other spurious found.												
	2. All results are PASS against Peak and Average limit line.												



Emission below 1GHz
2.4GHz WIFI 802.11b (LF)

WIFI	Note	Frequency	Level	Over	Limit	Read	Antenna	Cable	Preamp	Ant	Table	Peak	Pol.	
Ant.				Limit	Line	Level	Factor	Loss	Factor	Pos	Pos	Avg.		
2		(MHz)	(dBμV/m)	(dB)	(dBμV/m)	(dBμV)	(dB/m)	(dB)	(dB)	(cm)	(deg)	(P/A)	(H/V)	
2.4GHz 802.11b LF		30	28.47	-11.53	40	32.75	26	1.07	31.35	100	0	P	H	
		124.23	20.31	-23.19	43.5	32.21	18.06	1.55	31.51			P	H	
		242.22	33.24	-12.76	46	44.29	18.27	2.07	31.39			P	H	
		452.6	26.27	-19.73	46	31.31	23.16	2.89	31.09			P	H	
		694.8	30.15	-15.85	46	30.88	26.34	3.65	30.72			P	H	
		898.5	34.05	-11.95	46	31.43	28.99	4.17	30.54			P	H	
														H
														H
														H
														H
														H
														H
			30.81	28.04	-11.96	40	32.87	25.46	1.07	31.36			P	V
			235.74	25.87	-20.13	46	37.53	17.68	2.07	31.41			P	V
			245.19	25.23	-20.77	46	35.99	18.55	2.07	31.38			P	V
			430.9	26.93	-19.07	46	32.33	22.83	2.89	31.12			P	V
			659.8	29.9	-16.1	46	31.09	26	3.57	30.76			P	V
			951	34.47	-11.53	46	30.73	30.2	4.07	30.53	100	0	P	V
														V
														V
													V	
													V	
													V	
													V	
Remark	1. No other spurious found. 2. All results are PASS against limit line.													



Emission below 1GHz
2.4GHz WIFI 802.11g (LF)

WIFI	Note	Frequency	Level	Over	Limit	Read	Antenna	Cable	Preamp	Ant	Table	Peak	Pol.	
Ant.				Limit	Line	Level	Factor	Loss	Factor	Pos	Pos	Avg.		
2		(MHz)	(dBμV/m)	(dB)	(dBμV/m)	(dBμV)	(dB/m)	(dB)	(dB)	(cm)	(deg)	(P/A)	(H/V)	
2.4GHz 802.11g LF		87.51	28.98	-11.02	40	44.5	14.74	1.28	31.54	100	0	P	H	
		193.08	23.86	-19.64	43.5	37.82	15.65	1.87	31.48			P	H	
		242.49	33.09	-12.91	46	44.14	18.27	2.07	31.39			P	H	
		301.4	26.54	-19.46	46	35.55	19.85	2.41	31.27			P	H	
		694.8	29.41	-16.59	46	30.14	26.34	3.65	30.72			P	H	
		958	34.11	-11.89	46	30.35	30.22	4.07	30.53			P	H	
														H
														H
														H
														H
														H
														H
			34.32	28.55	-11.45	40	35.05	23.84	1.07	31.41	100	0	P	V
			100.74	19.75	-23.75	43.5	33.23	16.49	1.55	31.52			P	V
			236.55	26.12	-19.88	46	37.69	17.76	2.07	31.4			P	V
			456.8	26.57	-19.43	46	31.52	23.25	2.89	31.09			P	V
			723.5	30.33	-15.67	46	30.5	26.78	3.74	30.69			P	V
			902.7	33.86	-12.14	46	31.21	29.07	4.12	30.54			P	V
														V
														V
													V	
													V	
													V	
													V	
Remark	1. No other spurious found. 2. All results are PASS against limit line.													



**Emission below 1GHz
2.4GHz WIFI 802.11ac VHT20 (LF)**

WIFI	Note	Frequency	Level	Over	Limit	Read	Antenna	Cable	Preamp	Ant	Table	Peak	Pol.	
Ant.				Limit	Line	Level	Factor	Loss	Factor	Pos	Pos	Avg.		
2		(MHz)	(dBμV/m)	(dB)	(dBμV/m)	(dBμV)	(dB/m)	(dB)	(dB)	(cm)	(deg)	(P/A)	(H/V)	
2.4GHz 802.11ac VHT20 LF		72.93	25.42	-14.58	40	42.67	13.03	1.28	31.56			P	H	
		106.14	34.16	-9.34	43.5	47.19	16.94	1.55	31.52			P	H	
		240.06	37.43	-8.57	46	48.67	18.09	2.07	31.4			P	H	
		300	30.55	-15.45	46	39.7	19.8	2.32	31.27			P	H	
		659.8	39.53	-6.47	46	40.72	26	3.57	30.76	100	0	P	H	
		899.9	36.46	-9.54	46	33.83	29	4.17	30.54			P	H	
													H	
													H	
													H	
													H	
													H	
													H	
			34.32	34.79	-5.21	40	41.29	23.84	1.07	31.41	100	0	P	V
			101.01	33.33	-10.17	43.5	46.81	16.49	1.55	31.52			P	V
			240.06	29.11	-16.89	46	40.35	18.09	2.07	31.4			P	V
			540.1	30.25	-15.75	46	33.43	24.52	3.24	30.94			P	V
			659.8	36.58	-9.42	46	37.77	26	3.57	30.76			P	V
			780.2	35.73	-10.27	46	34.95	27.5	3.9	30.62			P	V
												V		
												V		
												V		
												V		
												V		
												V		
Remark	1. No other spurious found. 2. All results are PASS against limit line.													



Emission below 1GHz
2.4GHz WIFI 802.11n HT40 (LF)

Table with 14 columns: WIFI, Note, Frequency, Level, Over, Limit, Read, Antenna, Cable, Preamp, Ant, Table, Peak, Pol. It contains test data for 2.4GHz and a Remark section at the bottom.



2.4GHz 2400~2483.5MHz

WIFI 802.11b (Band Edge @ 3m)

WIFI	Note	Frequency	Level	Over	Limit	Read	Antenna	Cable	Preamp	Ant	Table	Peak	Pol.	
Ant.				Limit	Line	Level	Factor	Loss	Factor	Pos	Pos	Avg.		
1+2		(MHz)	(dBμV/m)	(dB)	(dBμV/m)	(dBμV)	(dB/m)	(dB)	(dB)	(cm)	(deg)	(P/A)	(H/V)	
802.11b CH 01 2412MHz		2387.6	54.94	-19.06	74	50.04	31.93	7.31	34.34	273	152	P	H	
		2390	44.88	-9.12	54	39.97	31.93	7.31	34.33	273	152	A	H	
	*	2412	106.64	-	-	101.65	31.98	7.31	34.3	273	152	P	H	
	*	2412	103.6	-	-	98.61	31.98	7.31	34.3	273	152	A	H	
													H	
														H
			2343.92	54.9	-19.1	74	50.27	31.8	7.24	34.41	102	296	P	V
			2390	44.77	-9.23	54	39.86	31.93	7.31	34.33	102	296	A	V
	*		2412	108.43	-	-	103.44	31.98	7.31	34.3	102	296	P	V
	*		2412	105.31	-	-	100.32	31.98	7.31	34.3	102	296	P	V
														V
														V
802.11b CH 06 2437MHz		2389.66	55.13	-18.87	74	50.22	31.93	7.31	34.33	296	154	P	H	
		2389.38	44.35	-9.65	54	39.44	31.93	7.31	34.33	296	154	A	H	
	*	2437	106.19	-	-	101.01	32.07	7.36	34.25	296	154	P	H	
	*	2437	103.2	-	-	98.02	32.07	7.36	34.25	296	154	A	H	
			2489.64	55.53	-18.47	74	50.1	32.2	7.4	34.17	296	154	P	H
			2489.64	44.93	-9.07	54	39.5	32.2	7.4	34.17	296	154	A	H
			2366.14	55.31	-18.69	74	50.6	31.84	7.24	34.37	100	243	P	V
			2389.94	44.4	-9.6	54	39.49	31.93	7.31	34.33	100	243	A	V
	*		2437	108.04	-	-	102.86	32.07	7.36	34.25	100	243	P	V
	*		2437	105.01	-	-	99.83	32.07	7.36	34.25	100	243	A	V
			2484.39	55.13	-18.87	74	49.75	32.16	7.4	34.18	100	243	P	V
			2489.57	45.1	-8.9	54	39.67	32.2	7.4	34.17	100	243	A	V



802.11b CH 11 2462MHz	*	2462	105.98	-	-	100.68	32.11	7.4	34.21	266	155	P	H
	*	2462	102.98	-	-	97.68	32.11	7.4	34.21	266	155	A	H
		2494.28	55.79	-18.21	74	50.35	32.2	7.4	34.16	266	155	P	H
		2483.52	45.33	-8.67	54	39.95	32.16	7.4	34.18	266	155	A	H
													H
													H
	*	2462	108.89	-	-	103.59	32.11	7.4	34.21	100	233	P	V
	*	2462	105.84	-	-	100.54	32.11	7.4	34.21	100	233	A	V
		2486.68	56.95	-17.05	74	51.56	32.16	7.4	34.17	100	233	P	V
		2483.52	45.54	-8.46	54	40.16	32.16	7.4	34.18	100	233	A	V
													V
													V
Remark	3. No other spurious found. 4. All results are PASS against Peak and Average limit line.												



**2.4GHz 2400~2483.5MHz
WIFI 802.11b (Harmonic @ 3m)**

WIFI Ant. 1+2	Note	Frequency (MHz)	Level (dBμV/m)	Over Limit (dB)	Limit Line (dBμV/m)	Read Level (dBμV)	Antenna Factor (dB/m)	Cable Loss (dB)	Preamp Factor (dB)	Ant Pos (cm)	Table Pos (deg)	Peak Avg. (P/A)	Pol. (H/V)	
802.11b CH 01 2412MHz		4824	48.91	-25.09	74	62.07	34.2	11.68	59.04	100	0	P	H	
													H	
													H	
													H	
			4824	49.37	-24.63	74	62.53	34.2	11.68	59.04	100	0	P	V
														V
														V
802.11b CH 06 2437MHz		4872	44.12	-29.88	74	57.3	34.23	11.53	58.94	100	0	P	H	
		7308	41.99	-32.01	74	50.51	35.6	13.81	57.93	100	0	P	H	
													H	
													H	
			4872	43	-31	74	56.18	34.23	11.53	58.94	100	0	P	V
			7308	40.66	-33.34	74	49.18	35.6	13.81	57.93	100	0	P	V
														V
802.11b CH 11 2462MHz		4926	45.74	-28.26	74	58.95	34.26	11.37	58.84	100	0	P	H	
		7386	41.56	-32.44	74	50.07	35.6	13.95	58.06	100	0	P	H	
													H	
													H	
			4926	45.88	-28.12	74	59.09	34.26	11.37	58.84	100	0	P	V
			7386	41.34	-32.66	74	49.85	35.6	13.95	58.06	100	0	P	V
														V
Remark	3. No other spurious found.													
	4. All results are PASS against Peak and Average limit line.													



**2.4GHz 2400~2483.5MHz
WIFI 802.11g (Band Edge @ 3m)**

WIFI Ant. 1+2	Note	Frequency (MHz)	Level (dBμV/m)	Over Limit (dB)	Limit Line (dBμV/m)	Read Level (dBμV)	Antenna Factor (dB/m)	Cable Loss (dB)	Preamp Factor (dB)	Ant Pos (cm)	Table Pos (deg)	Peak Avg. (P/A)	Pol. (H/V)	
802.11g CH 01 2412MHz		2390	57.76	-16.24	74	52.85	31.93	7.31	34.33	200	156	P	H	
		2390	49.57	-4.43	54	44.66	31.93	7.31	34.33	200	156	A	H	
	*	2412	108.34	-	-	103.35	31.98	7.31	34.3	200	156	P	H	
	*	2412	100.67	-	-	95.68	31.98	7.31	34.3	200	156	A	H	
													H	
													H	
			2390	59.01	-14.99	74	54.1	31.93	7.31	34.33	100	227	P	V
			2390	50.7	-3.3	54	45.79	31.93	7.31	34.33	100	227	A	V
	*		2412	108.7	-	-	103.71	31.98	7.31	34.3	100	227	P	V
	*		2412	101.61	-	-	96.62	31.98	7.31	34.3	100	227	A	V
													V	
													V	
802.11g CH 06 2437MHz		2355.36	55.53	-18.47	74	50.84	31.84	7.24	34.39	203	184	P	H	
		2389.38	45.37	-8.63	54	40.46	31.93	7.31	34.33	203	184	A	H	
	*	2437	108.82	-	-	103.64	32.07	7.36	34.25	203	184	P	H	
	*	2437	101.04	-	-	95.86	32.07	7.36	34.25	203	184	A	H	
			2484.32	55.83	-18.17	74	50.45	32.16	7.4	34.18	203	184	P	H
			2487.05	46.19	-7.81	54	40.8	32.16	7.4	34.17	203	184	A	H
			2327.08	54.79	-19.21	74	50.3	31.75	7.18	34.44	100	237	P	V
			2389.94	45.5	-8.5	54	40.59	31.93	7.31	34.33	100	237	A	V
	*		2437	109.93	-	-	104.75	32.07	7.36	34.25	100	237	P	V
	*		2437	102.55	-	-	97.37	32.07	7.36	34.25	100	237	A	V
			2486.98	56.43	-17.57	74	51.04	32.16	7.4	34.17	100	237	P	V
			2488.87	46.1	-7.9	54	40.67	32.2	7.4	34.17	100	237	A	V



802.11g CH 11 2462MHz	*	2462	109.23	-	-	103.93	32.11	7.4	34.21	198	183	P	H
	*	2462	102	-	-	96.7	32.11	7.4	34.21	198	183	A	H
		2487.72	59.91	-14.09	74	54.48	32.2	7.4	34.17	198	183	P	H
		2484.6	49.24	-4.76	54	43.86	32.16	7.4	34.18	198	183	A	H
													H
													H
	*	2462	110.83	-	-	105.53	32.11	7.4	34.21	102	232	P	V
	*	2462	102.98	-	-	97.68	32.11	7.4	34.21	102	232	A	V
		2488.16	58.15	-15.85	74	52.72	32.2	7.4	34.17	102	232	P	V
		2483.6	48.11	-5.89	54	42.73	32.16	7.4	34.18	102	232	A	V
													V
													V
Remark	3. No other spurious found. 4. All results are PASS against Peak and Average limit line.												



**2.4GHz 2400~2483.5MHz
WIFI 802.11g (Harmonic @ 3m)**

WIFI Ant. 1+2	Note	Frequency (MHz)	Level (dBμV/m)	Over Limit (dB)	Limit Line (dBμV/m)	Read Level (dBμV)	Antenna Factor (dB/m)	Cable Loss (dB)	Preamp Factor (dB)	Ant Pos (cm)	Table Pos (deg)	Peak Avg. (P/A)	Pol. (H/V)	
802.11g CH 01 2412MHz		4824	45.08	-28.92	74	58.24	34.2	11.68	59.04	100	0	P	H	
													H	
													H	
													H	
			4824	44.86	-29.14	74	58.02	34.2	11.68	59.04	100	0	P	V
														V
														V
802.11g CH 06 2437MHz		4872	40.32	-33.68	74	53.5	34.23	11.53	58.94	100	0	P	H	
		7308	40.72	-33.28	74	49.24	35.6	13.81	57.93	100	0	P	H	
													H	
													H	
			4872	40.72	-33.28	74	53.9	34.23	11.53	58.94	100	0	P	V
			7308	41.3	-32.7	74	49.82	35.6	13.81	57.93	100	0	P	V
														V
802.11g CH 11 2462MHz		4926	41.57	-32.43	74	54.78	34.26	11.37	58.84	100	0	P	H	
		7386	40.4	-33.6	74	48.91	35.6	13.95	58.06	100	0	P	H	
													H	
													H	
			4926	42.57	-31.43	74	55.78	34.26	11.37	58.84	100	0	P	V
			7386	41.37	-32.63	74	49.88	35.6	13.95	58.06	100	0	P	V
														V
Remark	3. No other spurious found.													
	4. All results are PASS against Peak and Average limit line.													



**2.4GHz 2400~2483.5MHz
WIFI 802.11ac VHT20 (Band Edge @ 3m)**

WIFI Ant. 1+2	Note	Frequency (MHz)	Level (dBμV/m)	Over Limit (dB)	Limit Line (dBμV/m)	Read Level (dBμV)	Antenna Factor (dB/m)	Cable Loss (dB)	Preamp Factor (dB)	Ant Pos (cm)	Table Pos (deg)	Peak Avg. (P/A)	Pol. (H/V)	
802.11ac VHT20 CH 01 2412MHz		2390	57.62	-16.38	74	52.71	31.93	7.31	34.33	214	240	P	H	
		2389.91	47.87	-6.13	54	42.96	31.93	7.31	34.33	214	240	A	H	
	*	2412	107.6	-	-	102.61	31.98	7.31	34.3	214	240	P	H	
	*	2412	99.88	-	-	94.89	31.98	7.31	34.3	214	240	A	H	
													H	
														H
			2389.91	57.43	-16.57	74	52.52	31.93	7.31	34.33	101	349	P	V
			2390	48.17	-5.83	54	43.26	31.93	7.31	34.33	101	349	A	V
		*	2412	106.58	-	-	101.59	31.98	7.31	34.3	101	349	P	V
		*	2412	97.55	-	-	92.56	31.98	7.31	34.3	101	349	A	V
													V	
													V	
802.11ac VHT20 CH 06 2437MHz		2386.16	55.32	-18.68	74	50.42	31.93	7.31	34.34	209	238	P	H	
		2389.66	45.33	-8.67	54	40.42	31.93	7.31	34.33	209	238	A	H	
	*	2437	107.66	-	-	102.48	32.07	7.36	34.25	209	238	P	H	
	*	2437	99.6	-	-	94.42	32.07	7.36	34.25	209	238	A	H	
			2489.22	55.93	-18.07	74	50.5	32.2	7.4	34.17	209	238	P	H
			2486.63	46.16	-7.84	54	40.77	32.16	7.4	34.17	209	238	A	H
			2332.96	55.19	-18.81	74	50.69	31.75	7.18	34.43	102	244	P	V
			2379.16	45.19	-8.81	54	40.41	31.89	7.24	34.35	102	244	A	V
		*	2437	107.25	-	-	102.07	32.07	7.36	34.25	102	244	P	V
		*	2437	98.18	-	-	93	32.07	7.36	34.25	102	244	A	V
		2492.23	56.01	-17.99	74	50.57	32.2	7.4	34.16	102	244	P	V	
		2490.97	46.96	-7.04	54	41.52	32.2	7.4	34.16	102	244	A	V	



802.11ac VHT20 CH 11 2462MHz	*	2462	107.65	-	-	102.35	32.11	7.4	34.21	200	182	P	H
	*	2462	98	-	-	92.7	32.11	7.4	34.21	200	182	A	H
		2486.84	57.15	-16.85	74	51.76	32.16	7.4	34.17	200	182	P	H
		2487.6	47.13	-6.87	54	41.7	32.2	7.4	34.17	200	182	A	H
													H
													H
	*	2462	108.33	-	-	103.03	32.11	7.4	34.21	312	237	P	V
	*	2462	99.69	-	-	94.39	32.11	7.4	34.21	312	237	A	V
		2487.44	57.3	-16.7	74	51.91	32.16	7.4	34.17	312	237	P	V
		2484.24	47.56	-6.44	54	42.18	32.16	7.4	34.18	312	237	A	V
													V
												V	
Remark	3. No other spurious found. 4. All results are PASS against Peak and Average limit line.												



**2.4GHz 2400~2483.5MHz
WIFI 802.11ac VHT20 (Harmonic @ 3m)**

WIFI Ant. 1+2	Note	Frequency (MHz)	Level (dBμV/m)	Over Limit (dB)	Limit Line (dBμV/m)	Read Level (dBμV)	Antenna Factor (dB/m)	Cable Loss (dB)	Preamp Factor (dB)	Ant Pos (cm)	Table Pos (deg)	Peak Avg. (P/A)	Pol. (H/V)	
802.11ac VHT20 CH 01 2412MHz		4824	46.26	-27.74	74	59.42	34.2	11.68	59.04	100	0	P	H	
													H	
													H	
													H	
			4824	46.56	-27.44	74	59.72	34.2	11.68	59.04	100	0	P	V
														V
														V
802.11ac VHT20 CH 06 2437MHz		4872	40.4	-33.6	74	53.58	34.23	11.53	58.94	100	0	P	H	
		7308	41.81	-32.19	74	50.33	35.6	13.81	57.93	100	0	P	H	
													H	
													H	
			4872	40.3	-33.7	74	53.48	34.23	11.53	58.94	100	0	P	V
			7308	41.18	-32.82	74	49.7	35.6	13.81	57.93	100	0	P	V
														V
802.11ac VHT20 CH 11 2462MHz		4926	41.63	-32.37	74	54.84	34.26	11.37	58.84	100	0	P	H	
		7386	40.56	-33.44	74	49.07	35.6	13.95	58.06	100	0	P	H	
													H	
													H	
			4926	43.81	-30.19	74	57.02	34.26	11.37	58.84	100	0	P	V
			7386	40.26	-33.74	74	48.77	35.6	13.95	58.06	100	0	P	V
														V
Remark	3. No other spurious found.													
	4. All results are PASS against Peak and Average limit line.													



**2.4GHz 2400~2483.5MHz
WIFI 802.11ac VHT40 (Band Edge @ 3m)**

WIFI Ant. 1+2	Note	Frequency (MHz)	Level (dBμV/m)	Over Limit (dB)	Limit Line (dBμV/m)	Read Level (dBμV)	Antenna Factor (dB/m)	Cable Loss (dB)	Preamp Factor (dB)	Ant Pos (cm)	Table Pos (deg)	Peak Avg. (P/A)	Pol. (H/V)
802.11ac VHT40 CH 03 2422MHz		2389.38	60.32	-13.68	74	55.41	31.93	7.31	34.33	215	71	P	H
		2389.94	51.78	-2.22	54	46.87	31.93	7.31	34.33	215	71	A	H
	*	2422	102.64	-	-	97.54	32.02	7.36	34.28	215	71	P	H
	*	2422	94.8	-	-	89.7	32.02	7.36	34.28	215	71	A	H
		2491.6	55.46	-18.54	74	50.02	32.2	7.4	34.16	215	71	P	H
		2488.94	46.52	-7.48	54	41.09	32.2	7.4	34.17	215	71	A	H
		2389.94	61.12	-12.88	74	56.21	31.93	7.31	34.33	217	296	P	V
		2389.94	52.92	-1.08	54	48.01	31.93	7.31	34.33	217	296	P	V
	*	2422	107.68	-	-	102.58	32.02	7.36	34.28	217	296	P	V
	*	2422	97.28	-	-	92.18	32.02	7.36	34.28	217	296	A	V
		2488.8	56.51	-17.49	74	51.08	32.2	7.4	34.17	217	296	P	V
		2483.55	47.53	-6.47	54	42.15	32.16	7.4	34.18	217	296	A	V
802.11ac VHT40 CH 06 2437MHz		2389.94	55.87	-18.13	74	50.96	31.93	7.31	34.33	224	239	P	H
		2389.8	48.01	-5.99	54	43.1	31.93	7.31	34.33	224	239	A	H
	*	2437	105.03	-	-	99.85	32.07	7.36	34.25	224	239	P	H
	*	2437	97.29	-	-	92.11	32.07	7.36	34.25	224	239	A	H
		2483.76	56.83	-17.17	74	51.45	32.16	7.4	34.18	224	239	P	H
		2484.25	47.71	-6.29	54	42.33	32.16	7.4	34.18	224	239	A	H
		2389.94	56.28	-17.72	74	51.37	31.93	7.31	34.33	221	270	P	V
		2389.94	48.08	-5.92	54	43.17	31.93	7.31	34.33	221	270	A	V
	*	2437	107.59	-	-	102.41	32.07	7.36	34.25	221	270	P	V
	*	2437	97.13	-	-	91.95	32.07	7.36	34.25	221	270	A	V
		2486.91	56.2	-17.8	74	50.81	32.16	7.4	34.17	221	270	P	V
		2484.88	46.8	-7.2	54	41.42	32.16	7.4	34.18	221	270	A	V



802.11ac VHT40 CH 09 2452MHz		2358.44	55.05	-18.95	74	50.35	31.84	7.24	34.38	212	240	P	H
		2389.8	45.73	-8.27	54	40.82	31.93	7.31	34.33	212	240	A	H
	*	2452	104.71	-	-	99.51	32.07	7.36	34.23	212	240	P	H
	*	2452	96.81	-	-	91.61	32.07	7.36	34.23	212	240	A	H
		2483.83	57.41	-16.59	74	52.03	32.16	7.4	34.18	212	240	P	H
		2486.84	48.42	-5.58	54	43.03	32.16	7.4	34.17	212	240	A	H
		2342.76	54.97	-19.03	74	50.34	31.8	7.24	34.41	313	237	P	V
		2389.24	45.9	-8.1	54	40.99	31.93	7.31	34.33	313	237	A	V
	*	2452	105.82	-	-	100.62	32.07	7.36	34.23	313	237	P	V
	*	2452	96.64	-	-	91.44	32.07	7.36	34.23	313	237	A	V
		2483.83	56.97	-17.03	74	51.59	32.16	7.4	34.18	313	237	P	V
		2483.69	48.09	-5.91	54	42.71	32.16	7.4	34.18	313	237	A	V
Remark	3. No other spurious found. 4. All results are PASS against Peak and Average limit line.												



**2.4GHz 2400~2483.5MHz
WIFI 802.11ac VHT40 (Harmonic @ 3m)**

WIFI Ant. 1+2	Note	Frequency (MHz)	Level (dBμV/m)	Over Limit (dB)	Limit Line (dBμV/m)	Read Level (dBμV)	Antenna Factor (dB/m)	Cable Loss (dB)	Preamp Factor (dB)	Ant Pos (cm)	Table Pos (deg)	Peak Avg. (P/A)	Pol. (H/V)
802.11ac VHT40 CH 03 2422MHz		4842	41.98	-32.02	74	55.1	34.21	11.68	59.01	100	0	P	H
		7266	40.65	-33.35	74	49.19	35.6	13.75	57.89	100	0	P	H
													H
													H
		4842	42.52	-31.48	74	55.64	34.21	11.68	59.01	100	0	P	V
		7266	41.47	-32.53	74	50.01	35.6	13.75	57.89	100	0	P	V
													V
802.11ac VHT40 CH 06 2437MHz		4872	40.45	-33.55	74	53.63	34.23	11.53	58.94	100	0	P	H
		7308	40.53	-33.47	74	49.05	35.6	13.81	57.93	100	0	P	H
													H
													H
		4872	39.58	-34.42	74	52.76	34.23	11.53	58.94	100	0	P	V
		7308	40.63	-33.37	74	49.15	35.6	13.81	57.93	100	0	P	V
													V
802.11ac VHT40 CH 09 2452MHz		4902	40.52	-33.48	74	53.77	34.25	11.37	58.87	100	0	P	H
		7356	40.65	-33.35	74	49.18	35.6	13.88	58.01	100	0	P	H
													H
													H
		4902	40.31	-33.69	74	53.56	34.25	11.37	58.87	100	0	P	V
		7356	41.79	-32.21	74	50.32	35.6	13.88	58.01	100	0	P	V
													V
Remark	3. No other spurious found.												
	4. All results are PASS against Peak and Average limit line.												



Emission below 1GHz
2.4GHz WIFI 802.11b (LF)

WIFI	Note	Frequency	Level	Over	Limit	Read	Antenna	Cable	Preamp	Ant	Table	Peak	Pol.	
Ant.				Limit	Line	Level	Factor	Loss	Factor	Pos	Pos	Avg.		
1+2		(MHz)	(dBμV/m)	(dB)	(dBμV/m)	(dBμV)	(dB/m)	(dB)	(dB)	(cm)	(deg)	(P/A)	(H/V)	
2.4GHz 802.11b LF		31.62	27.81	-12.19	40	33.2	24.92	1.07	31.38			P	H	
		102.09	31.98	-11.52	43.5	45.37	16.58	1.55	31.52			P	H	
		239.52	32.8	-13.2	46	44.13	18	2.07	31.4			P	H	
		302.1	26.41	-19.59	46	35.39	19.88	2.41	31.27			P	H	
		659.8	36.26	-9.74	46	37.45	26	3.57	30.76			P	H	
		780.2	37.12	-8.88	46	36.34	27.5	3.9	30.62	100	0	P	H	
													H	
													H	
													H	
													H	
													H	
													H	
			32.97	33.47	-6.53	40	39.41	24.38	1.07	31.39	100	0	P	V
			102.9	30.47	-13.03	43.5	43.77	16.67	1.55	31.52			P	V
			236.55	27.89	-18.11	46	39.46	17.76	2.07	31.4			P	V
			540.1	30.18	-15.82	46	33.36	24.52	3.24	30.94			P	V
			659.8	34.12	-11.88	46	35.31	26	3.57	30.76			P	V
			962.9	34.14	-19.86	54	30.37	30.23	4.07	30.53			P	V
													V	
													V	
												V		
												V		
												V		
												V		
Remark	3. No other spurious found. 4. All results are PASS against limit line.													



Emission below 1GHz
2.4GHz WIFI 802.11g (LF)

WIFI	Note	Frequency	Level	Over	Limit	Read	Antenna	Cable	Preamp	Ant	Table	Peak	Pol.	
Ant.				Limit	Line	Level	Factor	Loss	Factor	Pos	Pos	Avg.		
1+2		(MHz)	(dBμV/m)	(dB)	(dBμV/m)	(dBμV)	(dB/m)	(dB)	(dB)	(cm)	(deg)	(P/A)	(H/V)	
2.4GHz 802.11g LF		30	28.41	-11.59	40	32.69	26	1.07	31.35			P	H	
		88.59	30.86	-12.64	43.5	46.26	14.86	1.28	31.54			P	H	
		236.55	36.58	-9.42	46	48.15	17.76	2.07	31.4			P	H	
		659.8	37.43	-8.57	46	38.62	26	3.57	30.76			P	H	
		780.2	39.15	-6.85	46	38.37	27.5	3.9	30.62	100	0	P	H	
		946.8	34.2	-11.8	46	30.53	30.13	4.07	30.53			P	H	
														H
														H
														H
														H
														H
														H
			34.86	30.19	-9.81	40	37.23	23.3	1.07	31.41	100	0	P	V
			101.55	24.51	-18.99	43.5	37.9	16.58	1.55	31.52			P	V
			236.55	26.2	-19.8	46	37.77	17.76	2.07	31.4			P	V
			540.1	29.83	-16.17	46	33.01	24.52	3.24	30.94			P	V
			659.8	33.08	-12.92	46	34.27	26	3.57	30.76			P	V
			848.1	33.97	-12.03	46	31.78	28.66	4.1	30.57			P	V
														V
														V
													V	
													V	
													V	
													V	
Remark	3. No other spurious found. 4. All results are PASS against limit line.													



Emission below 1GHz
2.4GHz WIFI 802.11ac VHT20 (LF)

Table with 14 columns: WIFI, Note, Frequency, Level, Over, Limit, Read, Antenna, Cable, Preamp, Ant, Table, Peak, Pol. It contains test data for 2.4GHz WIFI 802.11ac VHT20 LF and a Remark section.



Emission below 1GHz
2.4GHz WIFI 802.11ac VHT40 (LF)

WIFI	Note	Frequency	Level	Over	Limit	Read	Antenna	Cable	Preamp	Ant	Table	Peak	Pol.	
Ant.				Limit	Line	Level	Factor	Loss	Factor	Pos	Pos	Avg.		
1+2		(MHz)	(dBμV/m)	(dB)	(dBμV/m)	(dBμV)	(dB/m)	(dB)	(dB)	(cm)	(deg)	(P/A)	(H/V)	
2.4GHz 802.11ac VHT40 LF		30.27	27.78	-12.22	40	32.06	26	1.07	31.35			P	H	
		89.94	28.65	-14.85	43.5	43.81	15.1	1.28	31.54			P	H	
		236.55	37.49	-8.51	46	49.06	17.76	2.07	31.4			P	H	
		300	26.88	-19.12	46	36.03	19.8	2.32	31.27			P	H	
		540.1	31.13	-14.87	46	34.31	24.52	3.24	30.94			P	H	
		659.8	37.88	-8.12	46	39.07	26	3.57	30.76	100	0	P	H	
														H
														H
														H
														H
														H
														H
			35.13	33.01	-6.99	40	40.05	23.3	1.07	31.41	100	0	P	V
			101.55	28.48	-15.02	43.5	41.87	16.58	1.55	31.52			P	V
			236.55	28.8	-17.2	46	40.37	17.76	2.07	31.4			P	V
			540.1	30.18	-15.82	46	33.36	24.52	3.24	30.94			P	V
		659.8	34.44	-11.56	46	35.63	26	3.57	30.76			P	V	
		780.2	33.24	-12.76	46	32.46	27.5	3.9	30.62			P	V	
													V	
													V	
													V	
													V	
													V	
													V	

Remark
1. No other spurious found.
2. All results are PASS against limit line.



Note symbol

*	Fundamental Frequency which can be ignored. However, the level of any unwanted emissions shall not exceed the level of the fundamental frequency.
!	Test result is over limit line.
P/A	Peak or Average
H/V	Horizontal or Vertical



A calculation example for radiated spurious emission is shown as below:

WIFI	Note	Frequency	Level	Over	Limit	Read	Antenna	Cable	Preamp	Ant	Table	Peak	Pol.
Ant.				Limit	Line	Level	Factor	Loss	Factor	Pos	Pos	Avg.	
1		(MHz)	(dBμV/m)	(dB)	(dBμV/m)	(dBμV)	(dB/m)	(dB)	(dB)	(cm)	(deg)	(P/A)	(H/V)
802.11b		2390	55.45	-18.55	74	54.51	32.22	4.58	35.86	103	308	P	H
CH 01													
2412MHz		2390	43.54	-10.46	54	42.6	32.22	4.58	35.86	103	308	A	H

- Level(dBμV/m) =
Antenna Factor(dB/m) + Cable Loss(dB) + Read Level(dBμV) - Preamp Factor(dB)
- Over Limit(dB) = Level(dBμV/m) – Limit Line(dBμV/m)

For Peak Limit @ 2390MHz:

- Level(dBμV/m)
= Antenna Factor(dB/m) + Cable Loss(dB) + Read Level(dBμV) - Preamp Factor(dB)
= 32.22(dB/m) + 4.58(dB) + 54.51(dBμV) – 35.86 (dB)
= 55.45 (dBμV/m)
- Over Limit(dB)
= Level(dBμV/m) – Limit Line(dBμV/m)
= 55.45(dBμV/m) – 74(dBμV/m)
= -18.55(dB)

For Average Limit @ 2390MHz:

- Level(dBμV/m)
= Antenna Factor(dB/m) + Cable Loss(dB) + Read Level(dBμV) - Preamp Factor(dB)
= 32.22(dB/m) + 4.58(dB) + 42.6(dBμV) – 35.86 (dB)
= 43.54 (dBμV/m)
- Over Limit(dB)
= Level(dBμV/m) – Limit Line(dBμV/m)
= 43.54(dBμV/m) – 54(dBμV/m)
= -10.46(dB)

Both peak and average measured complies with the limit line, so test result is “PASS”.



**2.4GHz 2400~2483.5MHz
WIFI 802.11g (Band Edge @ 3m)**

WIFI Ant. 1+2	Note	Frequency (MHz)	Level (dBμV/m)	Over Limit (dB)	Limit Line (dBμV/m)	Read Level (dBμV)	Antenna Factor (dB/m)	Cable Loss (dB)	Preamp Factor (dB)	Ant Pos (cm)	Table Pos (deg)	Peak Avg. (P/A)	Pol. (H/V)	
802.11g CH 01 2412MHz		2390	59.13	-14.87	74	54.22	31.93	7.31	34.33	100	269	P	H	
		2390	47.55	-6.45	54	42.64	31.93	7.31	34.33	100	269	A	H	
	*	2412	110.27	-	-	105.28	31.98	7.31	34.3	100	269	P	H	
	*	2412	102.76	-	-	97.77	31.98	7.31	34.3	100	269	A	H	
													H	
													H	
			2389.7	55.44	-18.56	74	50.53	31.93	7.31	34.33	300	194	P	V
			2390	46.84	-7.16	54	41.93	31.93	7.31	34.33	300	194	A	V
	*		2412	107.94	-	-	102.95	31.98	7.31	34.3	300	194	P	V
	*		2412	101.78	-	-	96.79	31.98	7.31	34.3	300	194	A	V
														V
														V
802.11g CH 06 2437MHz		2327.08	55.41	-18.59	74	50.92	31.75	7.18	34.44	100	266	P	H	
		2389.94	45.36	-8.64	54	40.45	31.93	7.31	34.33	100	266	A	H	
	*	2437	109.28	-	-	104.1	32.07	7.36	34.25	100	266	P	H	
	*	2437	102.25	-	-	97.07	32.07	7.36	34.25	100	266	A	H	
			2490.9	55.91	-18.09	74	50.48	32.2	7.4	34.17	100	266	P	H
			2487.68	46.13	-7.87	54	40.7	32.2	7.4	34.17	100	266	A	H
			2365.58	54.87	-19.13	74	50.16	31.84	7.24	34.37	300	190	P	V
			2387.7	45.19	-8.81	54	40.29	31.93	7.31	34.34	300	190	A	V
	*		2437	107.14	-	-	101.96	32.07	7.36	34.25	300	190	P	V
	*		2437	100.83	-	-	95.65	32.07	7.36	34.25	300	190	A	V
			2485.02	55.52	-18.48	74	50.13	32.16	7.4	34.17	300	190	P	V
			2489.57	45.95	-8.05	54	40.52	32.2	7.4	34.17	300	190	A	V



802.11g CH 11 2462MHz	*	2462	110.71	-	-	105.41	32.11	7.4	34.21	100	101	P	H
	*	2462	103.22	-	-	97.92	32.11	7.4	34.21	100	101	P	H
		2487.2	56.19	-17.81	74	50.8	32.16	7.4	34.17	100	101	P	H
		2483.92	46.74	-7.26	54	41.36	32.16	7.4	34.18	100	101	A	H
													H
													H
	*	2462	107.49	-	-	102.19	32.11	7.4	34.21	316	105	P	V
	*	2462	99.89	-	-	94.59	32.11	7.4	34.21	316	105	A	V
		2486.32	56.41	-17.59	74	51.02	32.16	7.4	34.17	316	105	P	V
		2483.72	46.69	-7.31	54	41.31	32.16	7.4	34.18	316	105	A	V
													V
													V
Remark	1. No other spurious found. 2. All results are PASS against Peak and Average limit line.												



**2.4GHz 2400~2483.5MHz
WIFI 802.11g (Harmonic @ 3m)**

WIFI Ant. 1+2	Note	Frequency (MHz)	Level (dBμV/m)	Over Limit (dB)	Limit Line (dBμV/m)	Read Level (dBμV)	Antenna Factor (dB/m)	Cable Loss (dB)	Preamp Factor (dB)	Ant Pos (cm)	Table Pos (deg)	Peak Avg. (P/A)	Pol. (H/V)	
802.11g CH 01 2412MHz		4824	46.99	-27.01	74	60.15	34.2	11.68	59.04	100	0	P	H	
													H	
													H	
													H	
			4824	44.92	-29.08	74	58.08	34.2	11.68	59.04	100	0	P	V
														V
														V
802.11g CH 06 2437MHz		4874	41.67	-32.33	74	54.85	34.23	11.53	58.94	100	0	P	H	
		7311	39.8	-34.2	74	48.32	35.6	13.81	57.93	100	0	P	H	
													H	
													H	
			4874	40.24	-33.76	74	53.42	34.23	11.53	58.94	100	0	P	V
			7311	45.55	-28.45	74	54.07	35.6	13.81	57.93	100	0	P	V
														V
802.11g CH 11 2462MHz		4924	45.55	-28.45	74	58.76	34.26	11.37	58.84	100	0	P	H	
		7386	39.09	-34.91	74	47.6	35.6	13.95	58.06	100	0	P	H	
													H	
													H	
			4924	44.06	-29.94	74	57.27	34.26	11.37	58.84	100	0	P	V
			7386	39.62	-34.38	74	48.13	35.6	13.95	58.06	100	0	P	V
														V
Remark	1. No other spurious found.													
	2. All results are PASS against Peak and Average limit line.													



**2.4GHz 2400~2483.5MHz
WIFI 802.11ac VHT20 (Band Edge @ 3m)**

WIFI Ant. 1+2	Note	Frequency (MHz)	Level (dBμV/m)	Over Limit (dB)	Limit Line (dBμV/m)	Read Level (dBμV)	Antenna Factor (dB/m)	Cable Loss (dB)	Preamp Factor (dB)	Ant Pos (cm)	Table Pos (deg)	Peak Avg. (P/A)	Pol. (H/V)	
802.11ac VHT20 CH 01 2412MHz		2381.51	55.92	-18.08	74	51.07	31.89	7.31	34.35	100	257	P	H	
		2390	47.15	-6.85	54	42.24	31.93	7.31	34.33	100	257	A	H	
	*	2412	109.31	-	-	104.32	31.98	7.31	34.3	100	257	P	H	
	*	2412	103.54	-	-	98.55	31.98	7.31	34.3	100	257	A	H	
													H	
														H
			2376.78	55.82	-18.18	74	51.04	31.89	7.24	34.35	300	197	P	V
			2390	45.65	-8.35	54	40.74	31.93	7.31	34.33	300	197	A	V
		*	2412	105.81	-	-	100.82	31.98	7.31	34.3	300	197	P	V
		*	2412	102.09	-	-	97.1	31.98	7.31	34.3	300	197	A	V
													V	
													V	
802.11ac VHT20 CH 06 2437MHz		2348.78	55.19	-18.81	74	50.55	31.8	7.24	34.4	100	278	P	H	
		2387.42	45.54	-8.46	54	40.64	31.93	7.31	34.34	100	278	A	H	
	*	2437	108.18	-	-	103	32.07	7.36	34.25	100	278	P	H	
	*	2438	103.46	-	-	98.28	32.07	7.36	34.25	100	278	P	H	
			2495.87	56.86	-17.14	74	51.42	32.2	7.4	34.16	100	278	P	H
			2488.52	46.86	-7.14	54	41.43	32.2	7.4	34.17	100	278	A	H
			2389.38	56.32	-17.68	74	51.41	31.93	7.31	34.33	300	184	P	V
			2387.56	45.94	-8.06	54	41.04	31.93	7.31	34.34	300	184	A	V
		*	2437	104.71	-	-	99.53	32.07	7.36	34.25	300	184	P	V
		*	2437	100.58	-	-	95.4	32.07	7.36	34.25	300	184	A	V
		2492.65	56.29	-17.71	74	50.85	32.2	7.4	34.16	300	184	P	V	
		2489.22	46.51	-7.49	54	41.08	32.2	7.4	34.17	300	184	A	V	



802.11ac VHT20 CH 11 2462MHz	*	2462	108.12	-	-	102.82	32.11	7.4	34.21	379	280	P	H
	*	2462	103.82	-	-	98.52	32.11	7.4	34.21	379	280	A	H
		2484.4	56.83	-17.17	74	51.45	32.16	7.4	34.18	379	280	P	H
		2483.52	47.22	-6.78	54	41.84	32.16	7.4	34.18	379	280	A	H
													H
													H
	*	2462	103.94	-	-	98.64	32.11	7.4	34.21	372	190	P	V
	*	2462	99.25	-	-	93.95	32.11	7.4	34.21	372	190	P	V
		2497.24	56.69	-17.31	74	51.24	32.2	7.4	34.15	372	190	P	V
		2496.48	46.55	-7.45	54	41.11	32.2	7.4	34.16	372	190	A	V
												V	
												V	
Remark	1. No other spurious found. 2. All results are PASS against Peak and Average limit line.												



**2.4GHz 2400~2483.5MHz
WIFI 802.11ac VHT20 (Harmonic @ 3m)**

WIFI Ant. 1+2	Note	Frequency (MHz)	Level (dBμV/m)	Over Limit (dB)	Limit Line (dBμV/m)	Read Level (dBμV)	Antenna Factor (dB/m)	Cable Loss (dB)	Preamp Factor (dB)	Ant Pos (cm)	Table Pos (deg)	Peak Avg. (P/A)	Pol. (H/V)	
802.11ac VHT20 CH 01 2412MHz		4824	45.51	-28.49	74	58.67	34.2	11.68	59.04	100	0	P	H	
													H	
													H	
													H	
			4824	45.13	-28.87	74	58.29	34.2	11.68	59.04	100	0	P	V
														V
														V
802.11ac VHT20 CH 06 2437MHz		4874	41.66	-32.34	74	54.84	34.23	11.53	58.94	100	0	P	H	
		7311	39.33	-34.67	74	47.85	35.6	13.81	57.93	100	0	P	H	
													H	
													H	
			4874	40.11	-33.89	74	53.29	34.23	11.53	58.94	100	0	P	V
			7311	40.91	-33.09	74	49.43	35.6	13.81	57.93	100	0	P	V
														V
802.11ac VHT20 CH 11 2462MHz		4924	42.53	-31.47	74	55.74	34.26	11.37	58.84	100	0	P	H	
		7386	39.35	-34.65	74	47.86	35.6	13.95	58.06	100	0	P	H	
													H	
													H	
			4924	45.25	-28.75	74	58.46	34.26	11.37	58.84	100	0	P	V
			7386	39.71	-34.29	74	48.22	35.6	13.95	58.06	100	0	P	V
														V
Remark	1. No other spurious found.													
	2. All results are PASS against Peak and Average limit line.													



**2.4GHz 2400~2483.5MHz
WIFI 802.11ac VHT40 (Band Edge @ 3m)**

WIFI Ant. 1+2	Note	Frequency (MHz)	Level (dBμV/m)	Over Limit (dB)	Limit Line (dBμV/m)	Read Level (dBμV)	Antenna Factor (dB/m)	Cable Loss (dB)	Preamp Factor (dB)	Ant Pos (cm)	Table Pos (deg)	Peak Avg. (P/A)	Pol. (H/V)
802.11ac VHT40 CH 03 2422MHz		2389.66	55.91	-18.09	74	51	31.93	7.31	34.33	301	292	P	H
		2389.94	48.79	-5.21	54	43.88	31.93	7.31	34.33	301	292	A	H
	*	2422	109.11	-	-	104.01	32.02	7.36	34.28	301	292	P	H
	*	2422	105.23	-	-	100.13	32.02	7.36	34.28	301	292	A	H
		2490.41	56.62	-17.38	74	51.19	32.2	7.4	34.17	301	292	P	H
		2489.57	47.59	-6.41	54	42.16	32.2	7.4	34.17	301	292	A	H
		2324.14	56.06	-17.94	74	51.57	31.75	7.18	34.44	380	194	P	V
		2389.24	47.86	-6.14	54	42.95	31.93	7.31	34.33	380	194	A	V
	*	2422	102.21	-	-	97.11	32.02	7.36	34.28	380	194	P	V
	*	2422	98.72	-	-	93.62	32.02	7.36	34.28	380	194	A	V
		2490.27	56.58	-17.42	74	51.15	32.2	7.4	34.17	380	194	P	V
		2484.81	47.26	-6.74	54	41.88	32.16	7.4	34.18	380	194	A	V
802.11ac VHT40 CH 06 2437MHz		2367.12	55.31	-18.69	74	50.6	31.84	7.24	34.37	300	280	P	H
		2382.38	46.57	-7.43	54	41.72	31.89	7.31	34.35	300	280	A	H
	*	2424	108.52	-	-	103.42	32.02	7.36	34.28	300	280	P	H
	*	2430	104.43	-	-	99.32	32.02	7.36	34.27	300	280	P	H
		2485.79	56.66	-17.34	74	51.27	32.16	7.4	34.17	300	280	P	H
		2485.51	49.62	-4.38	54	44.23	32.16	7.4	34.17	300	280	A	H
		2356.06	55.84	-18.16	74	51.15	31.84	7.24	34.39	302	191	P	V
		2386.72	46.99	-7.01	54	42.09	31.93	7.31	34.34	302	191	A	V
	*	2437	103.9	-	-	98.72	32.07	7.36	34.25	302	191	P	V
	*	2437	100.19	-	-	95.01	32.07	7.36	34.25	302	191	A	V
		2496.15	56.99	-17.01	74	51.55	32.2	7.4	34.16	302	191	P	V
		2484.46	47.87	-6.13	54	42.49	32.16	7.4	34.18	302	191	A	V



802.11ac VHT40 CH 09 2452MHz		2373.7	55.71	-18.29	74	50.94	31.89	7.24	34.36	330	290	P	H
		2387.84	46.64	-7.36	54	41.74	31.93	7.31	34.34	330	290	A	H
	*	2452	107.99	-	-	102.79	32.07	7.36	34.23	330	290	P	H
	*	2452	104.25	-	-	99.05	32.07	7.36	34.23	330	290	P	H
		2484.18	61.78	-12.22	74	56.4	32.16	7.4	34.18	330	290	P	H
		2483.62	52.35	-1.65	54	46.97	32.16	7.4	34.18	330	290	A	H
		2342.48	55.86	-18.14	74	51.23	31.8	7.24	34.41	380	103	P	V
		2388.12	46.6	-7.4	54	41.7	31.93	7.31	34.34	380	103	A	V
	*	2452	104.49	-	-	99.29	32.07	7.36	34.23	380	103	P	V
	*	2452	101.54	-	-	96.34	32.07	7.36	34.23	380	103	A	V
		2488.94	64.48	-9.52	74	59.05	32.2	7.4	34.17	380	103	P	V
		2483.83	52.24	-1.76	54	46.86	32.16	7.4	34.18	380	103	P	V
Remark	1. No other spurious found. 2. All results are PASS against Peak and Average limit line.												



**2.4GHz 2400~2483.5MHz
WIFI 802.11ac VHT40 (Harmonic @ 3m)**

WIFI Ant. 1+2	Note	Frequency (MHz)	Level (dBµV/m)	Over Limit (dB)	Limit Line (dBµV/m)	Read Level (dBµV)	Antenna Factor (dB/m)	Cable Loss (dB)	Preamp Factor (dB)	Ant Pos (cm)	Table Pos (deg)	Peak Avg. (P/A)	Pol. (H/V)
802.11ac VHT40 CH 03 2422MHz		4844	48.5	-25.5	74	61.62	34.21	11.68	59.01	100	0	P	H
		7266	39.77	-34.23	74	48.31	35.6	13.75	57.89	100	0	P	H
													H
													H
		4844	47.93	-26.07	74	61.05	34.21	11.68	59.01	100	0	P	V
		7266	39.49	-34.51	74	48.03	35.6	13.75	57.89	100	0	P	V
802.11ac VHT40 CH 06 2437MHz		4874	44.31	-29.69	74	57.49	34.23	11.53	58.94	100	0	P	H
		7311	39.99	-34.01	74	48.51	35.6	13.81	57.93	100	0	P	H
													H
													H
		4874	45.23	-28.77	74	58.41	34.23	11.53	58.94	100	0	P	V
		7311	41.37	-32.63	74	49.89	35.6	13.81	57.93	100	0	P	V
802.11ac VHT40 CH 09 2452MHz		4904	40.41	-33.59	74	53.66	34.25	11.37	58.87	100	0	P	H
		7356	38.43	-35.57	74	46.96	35.6	13.88	58.01	100	0	P	H
													H
													H
		4904	39.91	-34.09	74	53.16	34.25	11.37	58.87	100	0	P	V
		7356	38.7	-35.3	74	47.23	35.6	13.88	58.01	100	0	P	V
Remark	1. No other spurious found.												
	2. All results are PASS against Peak and Average limit line.												



**Emission below 1GHz
2.4GHz WIFI 802.11g (LF)**

WIFI	Note	Frequency	Level	Over	Limit	Read	Antenna	Cable	Preamp	Ant	Table	Peak	Pol.	
Ant.				Limit	Line	Level	Factor	Loss	Factor	Pos	Pos	Avg.		
1+2		(MHz)	(dBμV/m)	(dB)	(dBμV/m)	(dBμV)	(dB/m)	(dB)	(dB)	(cm)	(deg)	(P/A)	(H/V)	
2.4GHz 802.11g LF		30.81	27.75	-12.25	40	32.58	25.46	1.07	31.36			P	H	
		104.79	33.12	-10.38	43.5	46.24	16.85	1.55	31.52	100	0	P	H	
		242.22	32.88	-13.12	46	43.93	18.27	2.07	31.39			P	H	
		423.2	26.36	-19.64	46	31.89	22.72	2.89	31.14			P	H	
		659.8	32.06	-13.94	46	33.25	26	3.57	30.76			P	H	
		780.2	34.05	-11.95	46	33.27	27.5	3.9	30.62			P	H	
														H
														H
														H
														H
														H
														H
			35.13	36.29	-3.71	40	43.33	23.3	1.07	31.41	100	0	P	V
			99.93	29.88	-13.62	43.5	43.72	16.4	1.28	31.52			P	V
			244.11	26.4	-19.6	46	37.27	18.45	2.07	31.39			P	V
			520.5	27.72	-18.28	46	31.2	24.36	3.14	30.98			P	V
			765.5	30.71	-15.29	46	30.18	27.35	3.82	30.64			P	V
			908.3	34.7	-11.3	46	31.93	29.19	4.12	30.54			P	V
														V
														V
													V	
													V	
													V	
													V	
Remark	1. No other spurious found. 2. All results are PASS against limit line.													



**Emission below 1GHz
WIFI 802.11ac VHT20 (LF)**

WIFI	Note	Frequency	Level	Over	Limit	Read	Antenna	Cable	Preamp	Ant	Table	Peak	Pol.	
Ant.				Limit	Line	Level	Factor	Loss	Factor	Pos	Pos	Avg.		
1+2		(MHz)	(dBμV/m)	(dB)	(dBμV/m)	(dBμV)	(dB/m)	(dB)	(dB)	(cm)	(deg)	(P/A)	(H/V)	
2.4GHz 802.11ac VHT20 LF		30	28.1	-11.9	40	32.38	26	1.07	31.35			P	H	
		104.79	31.12	-12.38	43.5	44.24	16.85	1.55	31.52			P	H	
		240.06	36.87	-9.13	46	48.11	18.09	2.07	31.4	100	0	P	H	
		302.8	27.9	-18.1	46	36.88	19.88	2.41	31.27			P	H	
		540.1	29.68	-16.32	46	32.86	24.52	3.24	30.94			P	H	
		780.2	33.65	-12.35	46	32.87	27.5	3.9	30.62			P	H	
														H
														H
														H
														H
														H
														H
			34.59	29.55	-10.45	40	36.59	23.3	1.07	31.41	100	0	P	V
			63.21	23.79	-16.21	40	41.88	12.21	1.28	31.58			P	V
			240.06	26.54	-19.46	46	37.78	18.09	2.07	31.4			P	V
			452.6	25.81	-20.19	46	30.85	23.16	2.89	31.09			P	V
			540.1	29.72	-16.28	46	32.9	24.52	3.24	30.94			P	V
			919.5	33.85	-12.15	46	30.8	29.47	4.12	30.54			P	V
													V	
													V	
													V	
													V	
													V	
													V	
Remark	1. No other spurious found. 2. All results are PASS against limit line.													



Emission below 1GHz
WIFI 802.11ac VHT40 (LF)

WIFI	Note	Frequency	Level	Over	Limit	Read	Antenna	Cable	Preamp	Ant	Table	Peak	Pol.	
Ant.				Limit	Line	Level	Factor	Loss	Factor	Pos	Pos	Avg.		
1+2		(MHz)	(dBμV/m)	(dB)	(dBμV/m)	(dBμV)	(dB/m)	(dB)	(dB)	(cm)	(deg)	(P/A)	(H/V)	
2.4GHz 802.11ac VHT40 LF		30	27.89	-12.11	40	32.17	26	1.07	31.35			P	H	
		101.82	33.39	-10.11	43.5	46.78	16.58	1.55	31.52	100	0	P	H	
		239.52	33.24	-12.76	46	44.57	18	2.07	31.4			P	H	
		302.1	26.9	-19.1	46	35.88	19.88	2.41	31.27			P	H	
		659.8	35.23	-10.77	46	36.42	26	3.57	30.76			P	H	
		780.2	34.92	-11.08	46	34.14	27.5	3.9	30.62			P	H	
													H	
													H	
													H	
													H	
													H	
													H	
													H	
													H	
													H	
													H	
													H	
													H	
			34.86	29.21	-10.79	40	36.25	23.3	1.07	31.41	100	0	P	V
			99.93	23.95	-19.55	43.5	37.79	16.4	1.28	31.52			P	V
		240.06	27.06	-18.94	46	38.3	18.09	2.07	31.4			P	V	
		465.9	26.16	-19.84	46	30.75	23.44	3.04	31.07			P	V	
		659.8	30.47	-15.53	46	31.66	26	3.57	30.76			P	V	
		932.8	34.26	-11.74	46	30.87	29.8	4.12	30.53			P	V	
													V	
													V	
													V	
													V	
													V	
													V	
													V	
Remark	1. No other spurious found. 2. All results are PASS against limit line.													



Note symbol

*	Fundamental Frequency which can be ignored. However, the level of any unwanted emissions shall not exceed the level of the fundamental frequency.
!	Test result is over limit line.
P/A	Peak or Average
H/V	Horizontal or Vertical



A calculation example for radiated spurious emission is shown as below:

WIFI	Note	Frequency	Level	Over	Limit	Read	Antenna	Cable	Preamp	Ant	Table	Peak	Pol.
Ant.				Limit	Line	Level	Factor	Loss	Factor	Pos	Pos	Avg.	
1+2		(MHz)	(dBμV/m)	(dB)	(dBμV/m)	(dBμV)	(dB/m)	(dB)	(dB)	(cm)	(deg)	(P/A)	(H/V)
802.11b		2390	55.45	-18.55	74	54.51	32.22	4.58	35.86	103	308	P	H
CH 01													
2412MHz		2390	43.54	-10.46	54	42.6	32.22	4.58	35.86	103	308	A	H

- Level(dBμV/m) =
Antenna Factor(dB/m) + Cable Loss(dB) + Read Level(dBμV) - Preamp Factor(dB)
- Over Limit(dB) = Level(dBμV/m) – Limit Line(dBμV/m)

For Peak Limit @ 2390MHz:

- Level(dBμV/m)
= Antenna Factor(dB/m) + Cable Loss(dB) + Read Level(dBμV) - Preamp Factor(dB)
= 32.22(dB/m) + 4.58(dB) + 54.51(dBμV) – 35.86 (dB)
= 55.45 (dBμV/m)
- Over Limit(dB)
= Level(dBμV/m) – Limit Line(dBμV/m)
= 55.45(dBμV/m) – 74(dBμV/m)
= -18.55(dB)

For Average Limit @ 2390MHz:

- Level(dBμV/m)
= Antenna Factor(dB/m) + Cable Loss(dB) + Read Level(dBμV) - Preamp Factor(dB)
= 32.22(dB/m) + 4.58(dB) + 42.6(dBμV) – 35.86 (dB)
= 43.54 (dBμV/m)
- Over Limit(dB)
= Level(dBμV/m) – Limit Line(dBμV/m)
= 43.54(dBμV/m) – 54(dBμV/m)
= -10.46(dB)

Both peak and average measured complies with the limit line, so test result is “PASS”.



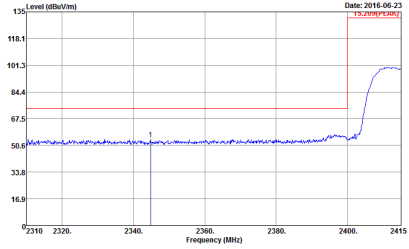
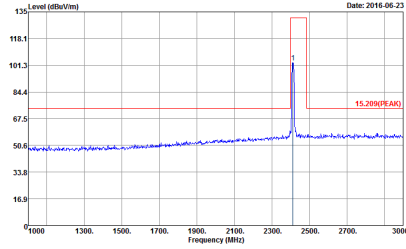
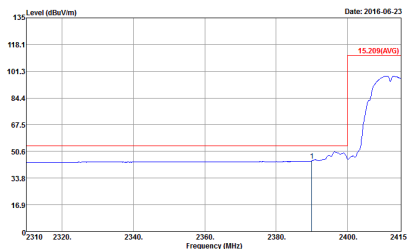
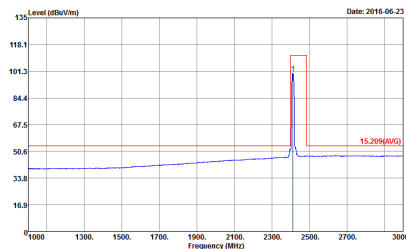
Appendix C. Radiated Spurious Emission Plots

Note symbol

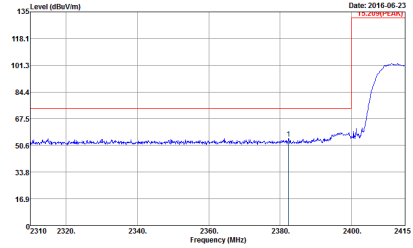
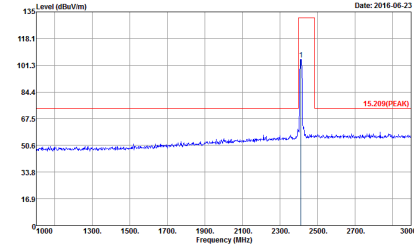
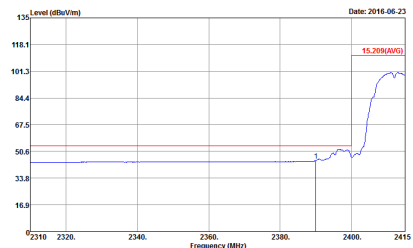
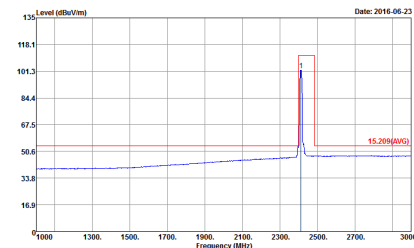
-L	Low channel location
-R	High channel location



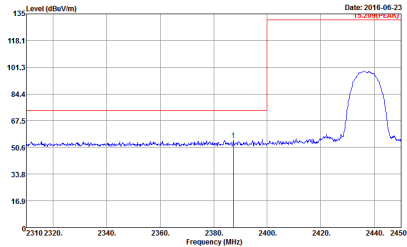
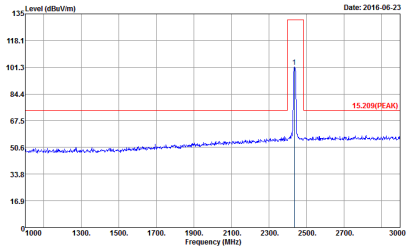
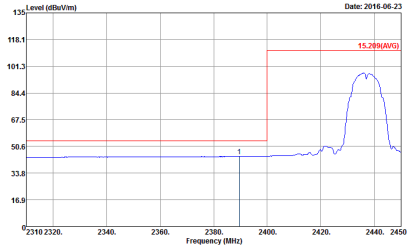
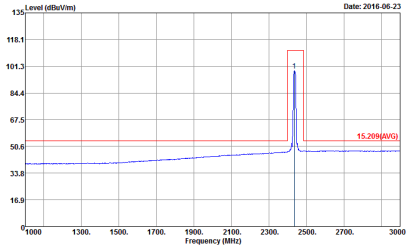
2.4GHz 2400~2483.5MHz
WIFI 802.11b (Band Edge @ 3m)

WIFI	2.4GHz 2400~2483.5MHz Band Edge @ 3m	
ANT	802.11b CH01 2412MHz	
2	Horizontal	Fundamental
Peak	 <p>Site : 03CH07-HY Condition : 15.209(PEAK) 3m HF-ANT_130829 HORIZONTAL Detector : RBW:1000.000kHz VBW:3000.000kHz SVWT:Auto Project : 660115 Mode : 37</p>	 <p>Site : 03CH07-HY Condition : 15.209(PEAK) 3m HF-ANT_130829 HORIZONTAL Detector : RBW:1000.000kHz VBW:3000.000kHz SVWT:Auto Project : 660115 Mode : 37</p>
Avg.	 <p>Site : 03CH07-HY Condition : 15.209(AVG) 3m HF-ANT_130829 HORIZONTAL Detector : RBW:1000.000kHz VBW:0.010kHz SVWT:Auto Project : 660115 Mode : 37</p>	 <p>Site : 03CH07-HY Condition : 15.209(AVG) 3m HF-ANT_130829 HORIZONTAL Detector : RBW:1000.000kHz VBW:0.010kHz SVWT:Auto Project : 660115 Mode : 37</p>

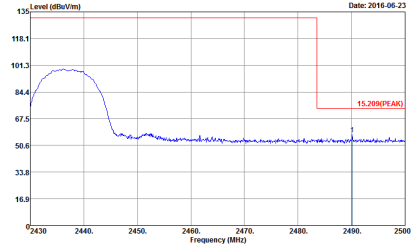
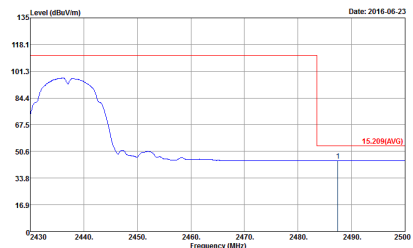


WIFI	2.4GHz 2400~2483.5MHz Band Edge @ 3m	
ANT	802.11b CH01 2412MHz	
2	Vertical	Fundamental
Peak	 <p>Site : 03CH07-HY Condition : 15.209(Peak) 3m HF-ANT_130829 VERTICAL RBW: 1000.000kHz VBW: 3000.000kHz SWT: Auto Detector : Peak Project : 660115 Mode : 37</p>	 <p>Site : 03CH07-HY Condition : 15.209(Peak) 3m HF-ANT_130829 VERTICAL RBW: 1000.000kHz VBW: 3000.000kHz SWT: Auto Detector : Peak Project : 660115 Mode : 37</p>
Avg.	 <p>Site : 03CH07-HY Condition : 15.209(AVG) 3m HF-ANT_130829 VERTICAL RBW: 1000.000kHz VBW: 0.010kHz SWT: Auto Detector : Peak Project : 660115 Mode : 37</p>	 <p>Site : 03CH07-HY Condition : 15.209(AVG) 3m HF-ANT_130829 VERTICAL RBW: 1000.000kHz VBW: 0.010kHz SWT: Auto Detector : Peak Project : 660115 Mode : 37</p>

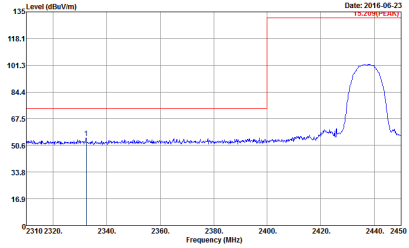
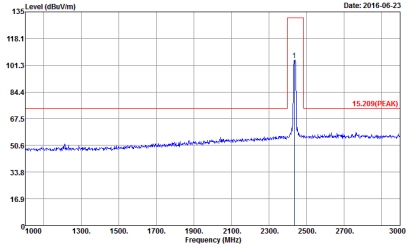
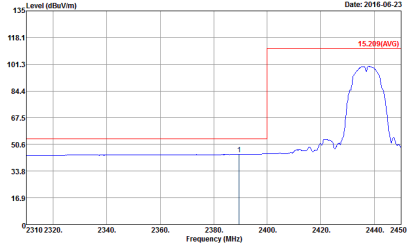
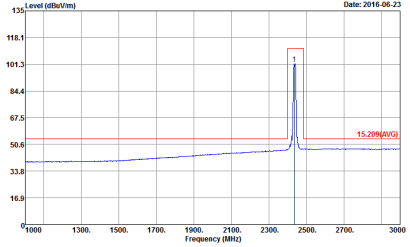


WIFI	2.4GHz 2400~2483.5MHz Band Edge @ 3m	
ANT	802.11b CH06 2437MHz - L	
2	Horizontal	Fundamental
Peak	 <p>Date: 2016-06-23 15.209(PK)</p> <p>Site : 03CH07-HY Condition : 15.209(PK) 3m HF-ANT_130829 HORIZONTAL RBW: 1000.000kHz VBW: 3000.000kHz SWT: Auto Detector : Peak Project : 660115 Mode : 38</p>	 <p>Date: 2016-06-23 15.209(PK)</p> <p>Site : 03CH07-HY Condition : 15.209(PK) 3m HF-ANT_130829 HORIZONTAL RBW: 1000.000kHz VBW: 3000.000kHz SWT: Auto Detector : Peak Project : 660115 Mode : 38</p>
Avg.	 <p>Date: 2016-06-23 15.209(AVG)</p> <p>Site : 03CH07-HY Condition : 15.209(AVG) 3m HF-ANT_130829 HORIZONTAL RBW: 1000.000kHz VBW: 0.010kHz SWT: Auto Detector : Peak Project : 660115 Mode : 38</p>	 <p>Date: 2016-06-23 15.209(AVG)</p> <p>Site : 03CH07-HY Condition : 15.209(AVG) 3m HF-ANT_130829 HORIZONTAL RBW: 1000.000kHz VBW: 0.010kHz SWT: Auto Detector : Peak Project : 660115 Mode : 38</p>

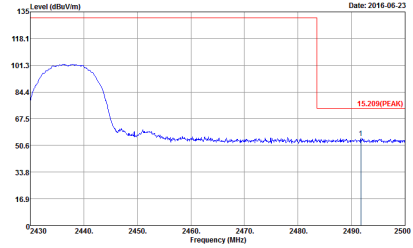
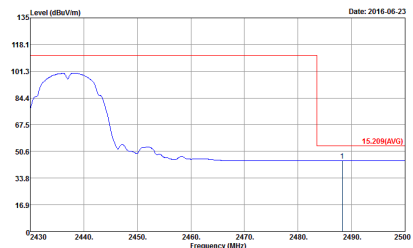


WIFI	2.4GHz 2400~2483.5MHz Band Edge @ 3m	
ANT	802.11b CH06 2437MHz - R	
2	Horizontal	
Peak	 <p>Date: 2016-06-23</p> <p>13.0 118.1 101.3 84.4 67.5 50.6 33.8 16.9</p> <p>2430 2440. 2450. 2460. 2470. 2480. 2490. 2500</p> <p>Frequency (MHz)</p> <p>Site : 03CH07-4HY Condition : 15.209/PEAK) 3m HF-ANT_130829 HORIZONTAL RBW: 1000.000kHz VBW: 3000.000kHz SWT: Auto Detector : Peak Project : 660115 Mode : 38</p>	
Avg.	 <p>Date: 2016-06-23</p> <p>13.0 118.1 101.3 84.4 67.5 50.6 33.8 16.9</p> <p>2430 2440. 2450. 2460. 2470. 2480. 2490. 2500</p> <p>Frequency (MHz)</p> <p>Site : 03CH07-4HY Condition : 15.209(AVG) 3m HF-ANT_130829 HORIZONTAL RBW: 1000.000kHz VBW: 0.010kHz SWT: Auto Detector : Peak Project : 660115 Mode : 38</p>	

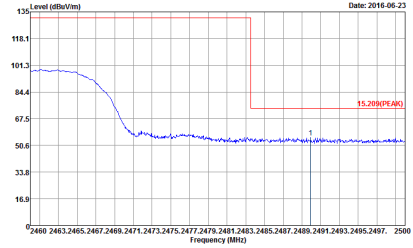
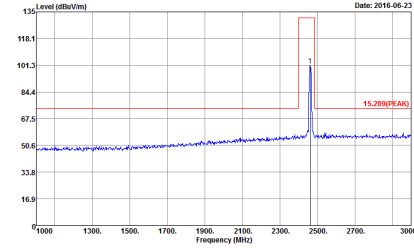
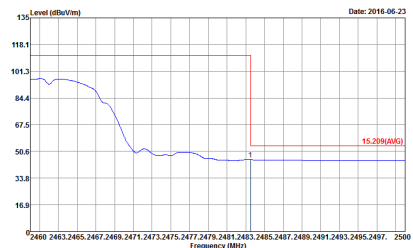
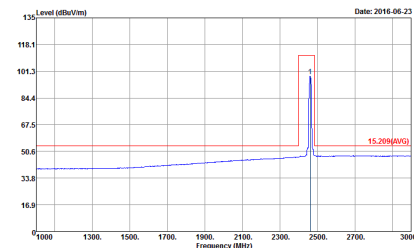


WIFI	2.4GHz 2400~2483.5MHz Band Edge @ 3m	
ANT	802.11b CH06 2437MHz - L	
2	Vertical	Fundamental
Peak	 <p>Date: 2016-06-23 115.209(PK)</p> <p>Site : 03CH07-HY Condition : 15.209(PK) 3m HF-ANT_130829 VERTICAL RBW: 1000.000kHz VBW: 3000.000kHz SWT: Auto Detector : Peak Project : 660115 Mode : 38</p>	 <p>Date: 2016-06-23 115.209(PK)</p> <p>Site : 03CH07-HY Condition : 15.209(PK) 3m HF-ANT_130829 VERTICAL RBW: 1000.000kHz VBW: 3000.000kHz SWT: Auto Detector : Peak Project : 660115 Mode : 38</p>
Avg.	 <p>Date: 2016-06-23 115.209(AVG)</p> <p>Site : 03CH07-HY Condition : 15.209(AVG) 3m HF-ANT_130829 VERTICAL RBW: 1000.000kHz VBW: 0.010kHz SWT: Auto Detector : Peak Project : 660115 Mode : 38</p>	 <p>Date: 2016-06-23 115.209(AVG)</p> <p>Site : 03CH07-HY Condition : 15.209(AVG) 3m HF-ANT_130829 VERTICAL RBW: 1000.000kHz VBW: 0.010kHz SWT: Auto Detector : Peak Project : 660115 Mode : 38</p>

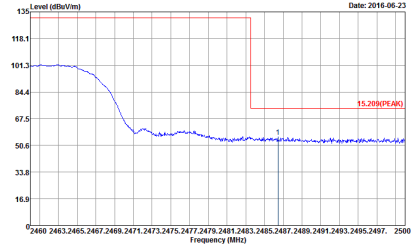
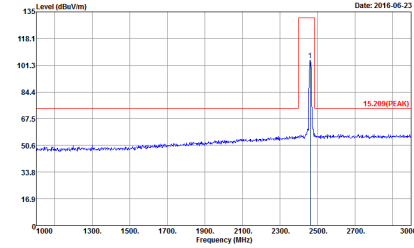
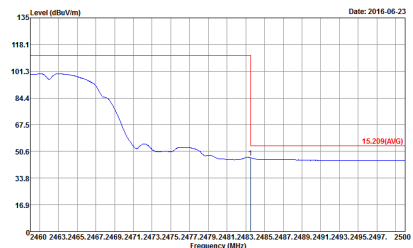
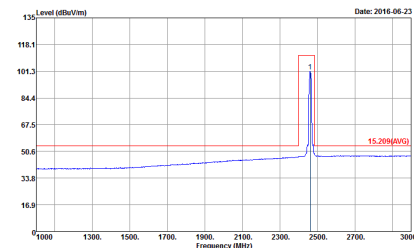


WIFI	2.4GHz 2400~2483.5MHz Band Edge @ 3m	
ANT	802.11b CH06 2437MHz - R	
2	Vertical	
Peak	 <p>Date: 2016-06-23</p> <p>Site : 03CH07-4HY Condition : 15.209/PEAK) 3m HF-ANT_130829 VERTICAL Detector : RBW:1000.000kHz VBW:3000.000kHz SWT:Auto Project : 660115 Mode : 38</p>	
Avg.	 <p>Date: 2016-06-23</p> <p>Site : 03CH07-4HY Condition : 15.209/AVG) 3m HF-ANT_130829 VERTICAL Detector : RBW:1000.000kHz VBW:0.010kHz SWT:Auto Project : 660115 Mode : 38</p>	



WIFI	2.4GHz 2400~2483.5MHz Band Edge @ 3m	
ANT	802.11b CH11 2462MHz	
2	Horizontal	Fundamental
Peak	 <p>Date: 2016-06-23</p> <p>Site : 03CH07-HY Condition : 15.209(Peak) 3m HF-ANT_130829 HORIZONTAL : RBW:1000.000kHz VBW:3000.000kHz SVWT:Auto Detector : Peak Project : 660115 Mode : 39</p>	 <p>Date: 2016-06-23</p> <p>Site : 03CH07-HY Condition : 15.209(Peak) 3m HF-ANT_130829 HORIZONTAL : RBW:1000.000kHz VBW:3000.000kHz SVWT:Auto Detector : Peak Project : 660115 Mode : 39</p>
Avg.	 <p>Date: 2016-06-23</p> <p>Site : 03CH07-HY Condition : 15.209(Avg) 3m HF-ANT_130829 HORIZONTAL : RBW:1000.000kHz VBW:0.010kHz SVWT:Auto Detector : Peak Project : 660115 Mode : 39</p>	 <p>Date: 2016-06-23</p> <p>Site : 03CH07-HY Condition : 15.209(Avg) 3m HF-ANT_130829 HORIZONTAL : RBW:1000.000kHz VBW:0.010kHz SVWT:Auto Detector : Peak Project : 660115 Mode : 39</p>



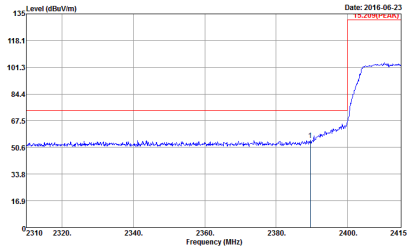
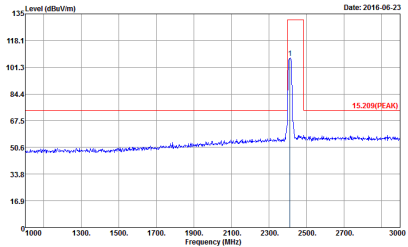
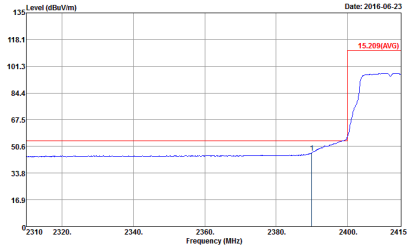
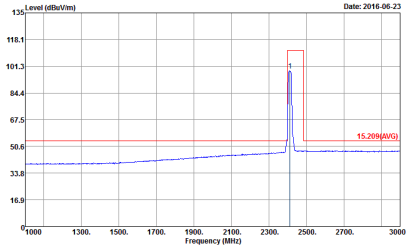
WIFI	2.4GHz 2400~2483.5MHz Band Edge @ 3m	
ANT	802.11b CH11 2462MHz	
2	Vertical	Fundamental
Peak	 <p>Level (dBm/100MHz) vs Frequency (MHz) plot showing a peak at 2462 MHz. The y-axis ranges from 16.9 to 130 dBm/100MHz. The x-axis ranges from 2460 to 2500 MHz. A red box highlights the peak at 15.2099 (PEAK).</p> <p>Site : 03CH07-HY Condition : 15.2099(PEAK) 3m HF-ANT_130829 VERTICAL RBW: 1000.000kHz VBW: 3000.000kHz SWT: Auto Detector : Peak Project : 660115 Mode : 39</p>	 <p>Level (dBm/100MHz) vs Frequency (MHz) plot showing a peak at 2462 MHz. The y-axis ranges from 16.9 to 130 dBm/100MHz. The x-axis ranges from 1000 to 3000 MHz. A red box highlights the peak at 15.2099 (PEAK).</p> <p>Site : 03CH07-HY Condition : 15.2099(PEAK) 3m HF-ANT_130829 VERTICAL RBW: 1000.000kHz VBW: 3000.000kHz SWT: Auto Detector : Peak Project : 660115 Mode : 39</p>
Avg.	 <p>Level (dBm/100MHz) vs Frequency (MHz) plot showing an average level at 2462 MHz. The y-axis ranges from 16.9 to 130 dBm/100MHz. The x-axis ranges from 2460 to 2500 MHz. A red box highlights the average level at 15.2099 (AVG).</p> <p>Site : 03CH07-HY Condition : 15.2099(AVG) 3m HF-ANT_130829 VERTICAL RBW: 1000.000kHz VBW: 0.010kHz SWT: Auto Detector : Peak Project : 660115 Mode : 39</p>	 <p>Level (dBm/100MHz) vs Frequency (MHz) plot showing an average level at 2462 MHz. The y-axis ranges from 16.9 to 130 dBm/100MHz. The x-axis ranges from 1000 to 3000 MHz. A red box highlights the average level at 15.2099 (AVG).</p> <p>Site : 03CH07-HY Condition : 15.2099(AVG) 3m HF-ANT_130829 VERTICAL RBW: 1000.000kHz VBW: 0.010kHz SWT: Auto Detector : Peak Project : 660115 Mode : 39</p>



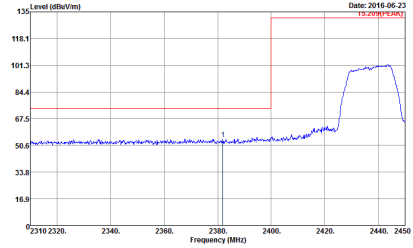
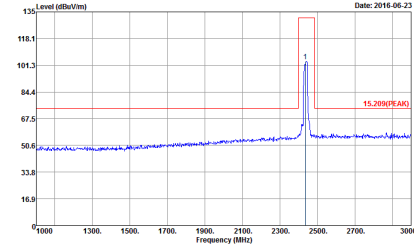
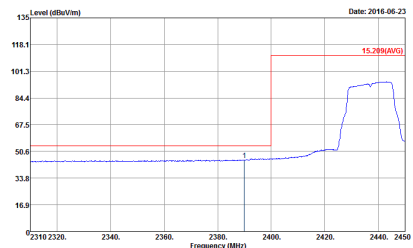
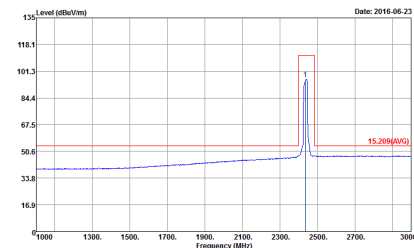
2.4GHz 2400~2483.5MHz
WIFI 802.11g (Band Edge @ 3m)

WIFI	2.4GHz 2400~2483.5MHz Band Edge @ 3m	
ANT	802.11g CH01 2412MHz	
2	Horizontal	Fundamental
Peak	<p>Site : 03CH07-HY Condition : 15.209(PEAK) 3m HF-ANT_130829 HORIZONTAL Detector : Peak Project : 660115 Mode : 40</p>	<p>Site : 03CH07-HY Condition : 15.209(PEAK) 3m HF-ANT_130829 HORIZONTAL Detector : Peak Project : 660115 Mode : 40</p>
Avg.	<p>Site : 03CH07-HY Condition : 15.209(AVG) 3m HF-ANT_130829 HORIZONTAL Detector : Peak Project : 660115 Mode : 40</p>	<p>Site : 03CH07-HY Condition : 15.209(AVG) 3m HF-ANT_130829 HORIZONTAL Detector : Peak Project : 660115 Mode : 40</p>



WIFI	2.4GHz 2400~2483.5MHz Band Edge @ 3m	
ANT	802.11g CH01 2412MHz	
2	Vertical	Fundamental
Peak	 <p>Site : 03CH07-HY Condition : 15.209(Peak) 3m HF-ANT_130829 VERTICAL RBW:1000.000kHz VBW:3000.000kHz SWT:Auto Detector : Peak Project : 660115 Mode : 40</p>	 <p>Site : 03CH07-HY Condition : 15.209(Peak) 3m HF-ANT_130829 VERTICAL RBW:1000.000kHz VBW:3000.000kHz SWT:Auto Detector : Peak Project : 660115 Mode : 40</p>
Avg.	 <p>Site : 03CH07-HY Condition : 15.209(AVG) 3m HF-ANT_130829 VERTICAL RBW:1000.000kHz VBW:1.000kHz SWT:Auto Detector : Peak Project : 660115 Mode : 40</p>	 <p>Site : 03CH07-HY Condition : 15.209(AVG) 3m HF-ANT_130829 VERTICAL RBW:1000.000kHz VBW:1.000kHz SWT:Auto Detector : Peak Project : 660115 Mode : 40</p>

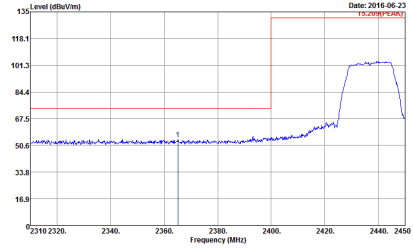
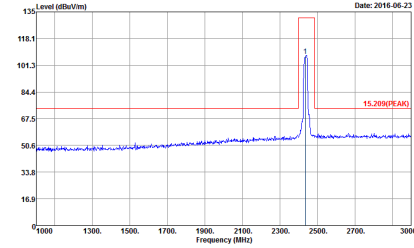
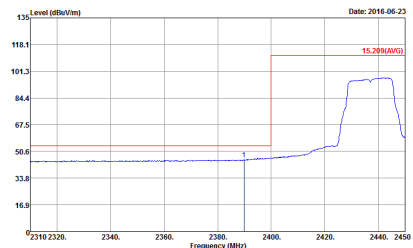
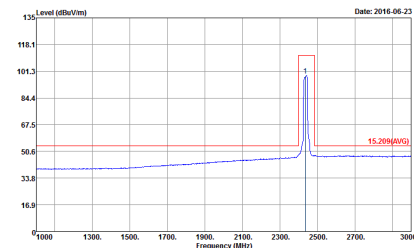


WIFI	2.4GHz 2400~2483.5MHz Band Edge @ 3m	
ANT	802.11g CH06 2437MHz - L	
2	Horizontal	Fundamental
Peak	 <p>Date: 2016-06-23 15.209(PK)</p> <p>Site : 03CH07-HY Condition : 15.209(PK) 3m HF-ANT_130829 HORIZONTAL RBW: 1000.000kHz VBW: 3000.000kHz SWT: Auto Detector : Peak Project : 660115 Mode : 41</p>	 <p>Date: 2016-06-23 15.209(PK)</p> <p>Site : 03CH07-HY Condition : 15.209(PK) 3m HF-ANT_130829 HORIZONTAL RBW: 1000.000kHz VBW: 3000.000kHz SWT: Auto Detector : Peak Project : 660115 Mode : 41</p>
Avg.	 <p>Date: 2016-06-23 15.209(AVG)</p> <p>Site : 03CH07-HY Condition : 15.209(AVG) 3m HF-ANT_130829 HORIZONTAL RBW: 1000.000kHz VBW: 1.000kHz SWT: Auto Detector : Peak Project : 660115 Mode : 41</p>	 <p>Date: 2016-06-23 15.209(AVG)</p> <p>Site : 03CH07-HY Condition : 15.209(AVG) 3m HF-ANT_130829 HORIZONTAL RBW: 1000.000kHz VBW: 1.000kHz SWT: Auto Detector : Peak Project : 660115 Mode : 41</p>

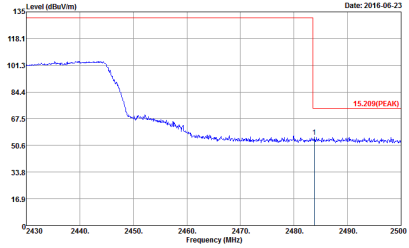
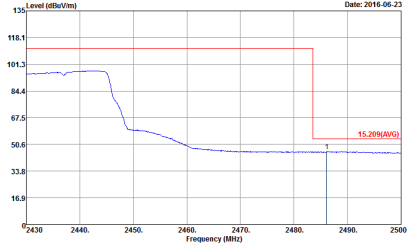


WIFI	2.4GHz 2400~2483.5MHz Band Edge @ 3m	
ANT	802.11g CH06 2437MHz - R	
2	Horizontal	
Peak	<p>Site : 03CH07-4HY Condition : 15.209/PEAK) 3m HF-ANT_130829 HORIZONTAL Detector : RBW:1000.000kHz VBW:3000.000kHz SWT:Auto Project : 660115 Mode : 41</p>	
Avg.	<p>Site : 03CH07-4HY Condition : 15.209/AVG) 3m HF-ANT_130829 HORIZONTAL Detector : RBW:1000.000kHz VBW:1.000kHz SWT:Auto Project : 660115 Mode : 41</p>	

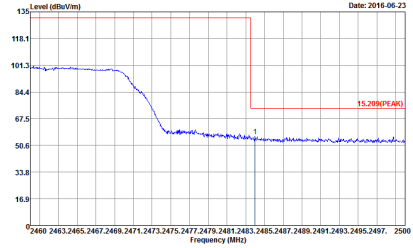
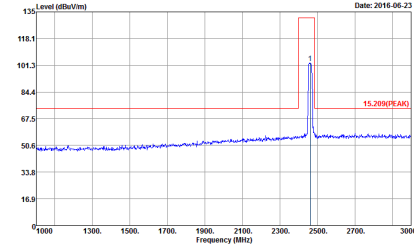
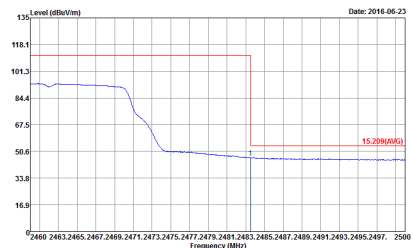
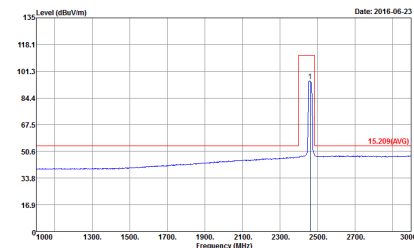


WIFI	2.4GHz 2400~2483.5MHz Band Edge @ 3m	
ANT	802.11g CH06 2437MHz - L	
2	Vertical	Fundamental
Peak	 <p>Date: 2016-06-23 15.209(PK)</p> <p>Site : 03CH07-HY Condition : 15.209(PK) 3m HF-ANT_130829 VERTICAL RBW:1000.000kHz VBW:3000.000kHz SWT:Auto Detector : Peak Project : 660115 Mode : 41</p>	 <p>Date: 2016-06-23 15.209(PK)</p> <p>Site : 03CH07-HY Condition : 15.209(PK) 3m HF-ANT_130829 VERTICAL RBW:1000.000kHz VBW:3000.000kHz SWT:Auto Detector : Peak Project : 660115 Mode : 41</p>
Avg.	 <p>Date: 2016-06-23 15.209(AVG)</p> <p>Site : 03CH07-HY Condition : 15.209(AVG) 3m HF-ANT_130829 VERTICAL RBW:1000.000kHz VBW:1.000kHz SWT:Auto Detector : Peak Project : 660115 Mode : 41</p>	 <p>Date: 2016-06-23 15.209(AVG)</p> <p>Site : 03CH07-HY Condition : 15.209(AVG) 3m HF-ANT_130829 VERTICAL RBW:1000.000kHz VBW:1.000kHz SWT:Auto Detector : Peak Project : 660115 Mode : 41</p>

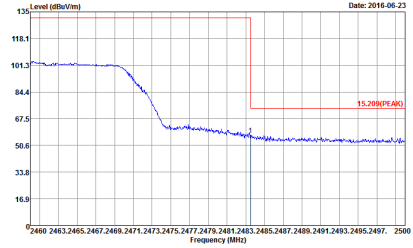
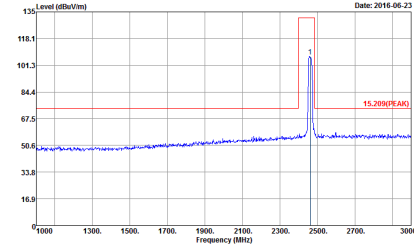
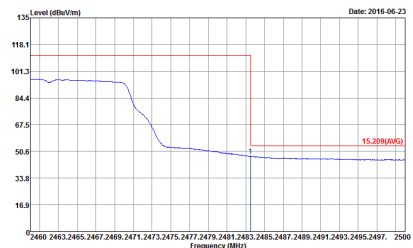
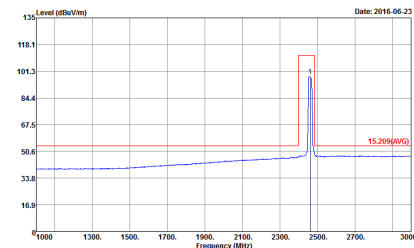


WIFI	2.4GHz 2400~2483.5MHz Band Edge @ 3m	
ANT	802.11g CH06 2437MHz - R	
2	Vertical	
Peak	 <p data-bbox="347 728 758 795">Date: 2016-06-23 13.0 118.1 101.3 84.4 67.5 50.6 33.8 16.9 Level (dBm/Vm) Frequency (MHz) 2430 2440 2450 2460 2470 2480 2490 2500 Site : 03CH07-4HY Condition : 15.209/PEAK) 3m HF-ANT_130829 VERTICAL RBW: 1000.000kHz VBW: 3000.000kHz SWT: Auto Detector : Peak Project : 660115 Mode : 41</p>	
Avg.	 <p data-bbox="347 1406 758 1473">Date: 2016-06-23 13.0 118.1 101.3 84.4 67.5 50.6 33.8 16.9 Level (dBm/Vm) Frequency (MHz) 2430 2440 2450 2460 2470 2480 2490 2500 Site : 03CH07-4HY Condition : 15.209/AVG) 3m HF-ANT_130829 VERTICAL RBW: 1000.000kHz VBW: 1.000kHz SWT: Auto Detector : Peak Project : 660115 Mode : 41</p>	



WIFI	2.4GHz 2400~2483.5MHz Band Edge @ 3m	
ANT	802.11g CH11 2462MHz	
2	Horizontal	Fundamental
Peak	 <p>Level (dBm/Vm) vs Frequency (MHz) plot for Horizontal orientation. The plot shows a signal level starting at approximately 101.3 dBm/Vm at 2400 MHz, dropping to about 67.5 dBm/Vm by 2462 MHz, and then remaining relatively flat. A red box highlights a peak at 2462 MHz with a value of 15.209(PK). The x-axis ranges from 2460 to 2500 MHz, and the y-axis ranges from 16.9 to 130 dBm/Vm.</p> <p>Site : 03CH07-HY Condition : 15.209(PK) 3m HF-ANT_130829 HORIZONTAL RBW:1000.000kHz VBW:3000.000kHz SWT:Auto Detector : Peak Project : 660115 Mode : 42</p>	 <p>Level (dBm/Vm) vs Frequency (MHz) plot for Fundamental orientation. The plot shows a signal level starting at approximately 67.5 dBm/Vm at 1000 MHz, rising to about 101.3 dBm/Vm at 2462 MHz, and then dropping. A red box highlights a peak at 2462 MHz with a value of 15.209(PK). The x-axis ranges from 1000 to 3000 MHz, and the y-axis ranges from 16.9 to 130 dBm/Vm.</p> <p>Site : 03CH07-HY Condition : 15.209(PK) 3m HF-ANT_130829 HORIZONTAL RBW:1000.000kHz VBW:3000.000kHz SWT:Auto Detector : Peak Project : 660115 Mode : 42</p>
Avg.	 <p>Level (dBm/Vm) vs Frequency (MHz) plot for Horizontal orientation. The plot shows a signal level starting at approximately 101.3 dBm/Vm at 2400 MHz, dropping to about 67.5 dBm/Vm by 2462 MHz, and then remaining relatively flat. A red box highlights a peak at 2462 MHz with a value of 15.209(AVG). The x-axis ranges from 2460 to 2500 MHz, and the y-axis ranges from 16.9 to 130 dBm/Vm.</p> <p>Site : 03CH07-HY Condition : 15.209(AVG) 3m HF-ANT_130829 HORIZONTAL RBW:1000.000kHz VBW:1.000kHz SWT:Auto Detector : Peak Project : 660115 Mode : 42</p>	 <p>Level (dBm/Vm) vs Frequency (MHz) plot for Fundamental orientation. The plot shows a signal level starting at approximately 67.5 dBm/Vm at 1000 MHz, rising to about 101.3 dBm/Vm at 2462 MHz, and then dropping. A red box highlights a peak at 2462 MHz with a value of 15.209(AVG). The x-axis ranges from 1000 to 3000 MHz, and the y-axis ranges from 16.9 to 130 dBm/Vm.</p> <p>Site : 03CH07-HY Condition : 15.209(AVG) 3m HF-ANT_130829 HORIZONTAL RBW:1000.000kHz VBW:1.000kHz SWT:Auto Detector : Peak Project : 660115 Mode : 42</p>



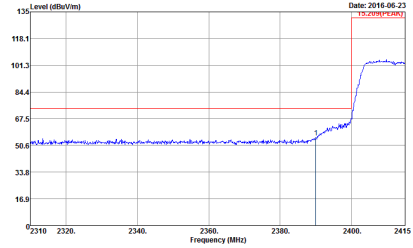
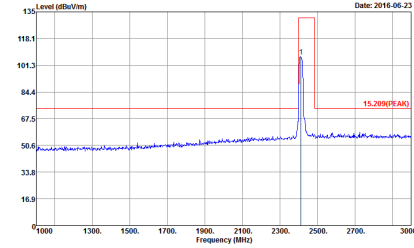
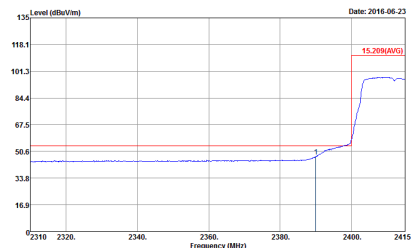
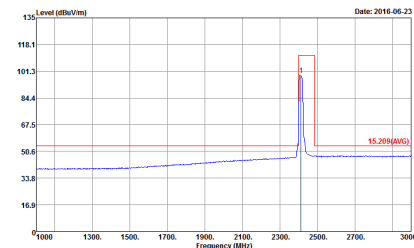
WIFI	2.4GHz 2400~2483.5MHz Band Edge @ 3m	
ANT	802.11g CH11 2462MHz	
2	Vertical	Fundamental
Peak	 <p>Site : 03CH07-HY Condition : 15.209(Peak) 3m HF-ANT_130829 VERTICAL RBW:1000.000kHz VBW:3000.000kHz SWT:Auto Detector : Peak Project : 660115 Mode : 42</p>	 <p>Site : 03CH07-HY Condition : 15.209(Peak) 3m HF-ANT_130829 VERTICAL RBW:1000.000kHz VBW:3000.000kHz SWT:Auto Detector : Peak Project : 660115 Mode : 42</p>
Avg.	 <p>Site : 03CH07-HY Condition : 15.209(AVG) 3m HF-ANT_130829 VERTICAL RBW:1000.000kHz VBW:1.000kHz SWT:Auto Detector : Peak Project : 660115 Mode : 42</p>	 <p>Site : 03CH07-HY Condition : 15.209(AVG) 3m HF-ANT_130829 VERTICAL RBW:1000.000kHz VBW:1.000kHz SWT:Auto Detector : Peak Project : 660115 Mode : 42</p>



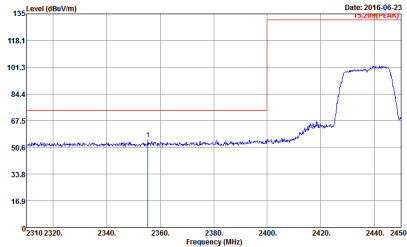
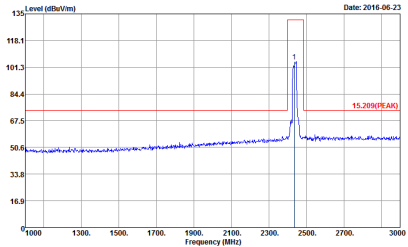
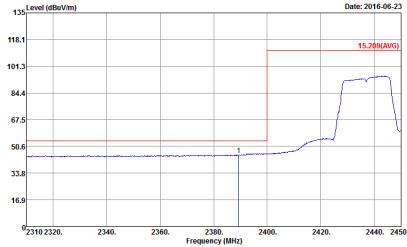
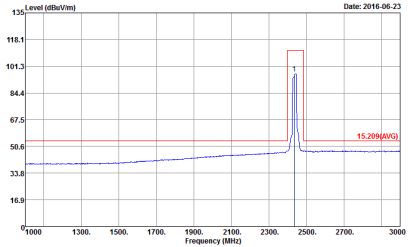
2.4GHz 2400~2483.5MHz
WIFI 802.11ac VHT20 (Band Edge @ 3m)

WIFI	2.4GHz 2400~2483.5MHz Band Edge @ 3m	
ANT	802.11ac VHT20 CH01 2412MHz	
2	Horizontal	Fundamental
Peak	<p>Site : 03CH07-HY Condition : 15.209(Peak) 3m HF-ANT_130829 HORIZONTAL Detector : Peak Project : 860115 Mode : 43</p>	<p>Site : 03CH07-HY Condition : 15.209(Peak) 3m HF-ANT_130829 HORIZONTAL Detector : Peak Project : 860115 Mode : 43</p>
Avg.	<p>Site : 03CH07-HY Condition : 15.209(Avg) 3m HF-ANT_130829 HORIZONTAL Detector : Peak Project : 860115 Mode : 43</p>	<p>Site : 03CH07-HY Condition : 15.209(Avg) 3m HF-ANT_130829 HORIZONTAL Detector : Peak Project : 860115 Mode : 43</p>

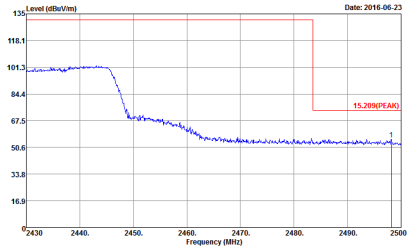
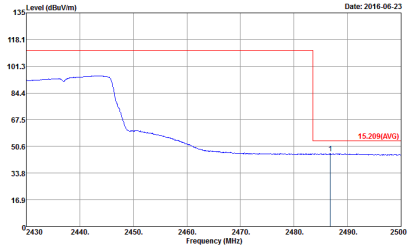


WIFI	2.4GHz 2400~2483.5MHz Band Edge @ 3m	
ANT	802.11ac VHT20 CH01 2412MHz	
2	Vertical	Fundamental
Peak	 <p>Site : 03CH07-HY Condition : 15.209(Peak) 3m HF-ANT_130829 VERTICAL RBW:1000.000kHz VBW:3000.000kHz SWT:Auto Detector : Peak Project : 660115 Mode : 43</p>	 <p>Site : 03CH07-HY Condition : 15.209(Peak) 3m HF-ANT_130829 VERTICAL RBW:1000.000kHz VBW:3000.000kHz SWT:Auto Detector : Peak Project : 660115 Mode : 43</p>
Avg.	 <p>Site : 03CH07-HY Condition : 15.209(AVG) 3m HF-ANT_130829 VERTICAL RBW:1000.000kHz VBW:1.000kHz SWT:Auto Detector : Peak Project : 660115 Mode : 43</p>	 <p>Site : 03CH07-HY Condition : 15.209(AVG) 3m HF-ANT_130829 VERTICAL RBW:1000.000kHz VBW:1.000kHz SWT:Auto Detector : Peak Project : 660115 Mode : 43</p>

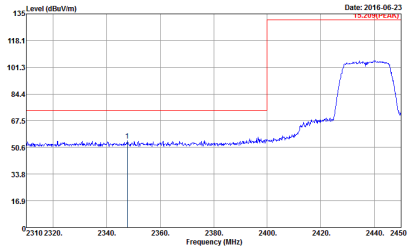
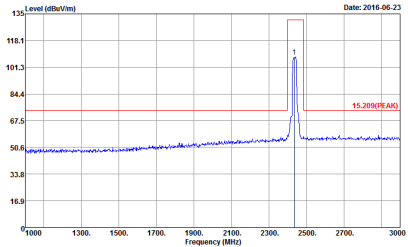
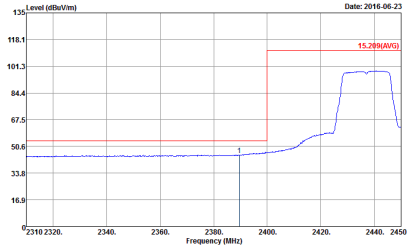
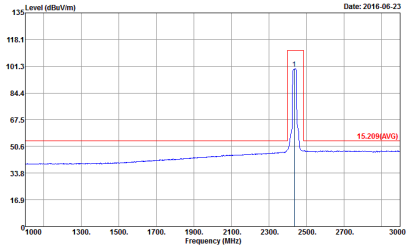


WIFI	2.4GHz 2400~2483.5MHz Band Edge @ 3m	
ANT	802.11ac VHT20 CH06 2437MHz - L	
2	Horizontal	Fundamental
Peak	 <p>Site : 03CH07-HY Condition : 15.209(Peak) 3m HF-ANT_130829 HORIZONTAL RBW:1000.000kHz VBW:3000.000kHz SWT:Auto Detector : Peak Project : 660115 Mode : 44</p>	 <p>Site : 03CH07-HY Condition : 15.209(Peak) 3m HF-ANT_130829 HORIZONTAL RBW:1000.000kHz VBW:3000.000kHz SWT:Auto Detector : Peak Project : 660115 Mode : 44</p>
Avg.	 <p>Site : 03CH07-HY Condition : 15.209(AVG) 3m HF-ANT_130829 HORIZONTAL RBW:1000.000kHz VBW:1.000kHz SWT:Auto Detector : Peak Project : 660115 Mode : 44</p>	 <p>Site : 03CH07-HY Condition : 15.209(AVG) 3m HF-ANT_130829 HORIZONTAL RBW:1000.000kHz VBW:1.000kHz SWT:Auto Detector : Peak Project : 660115 Mode : 44</p>

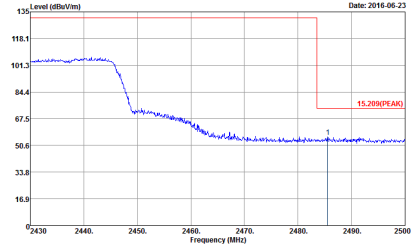
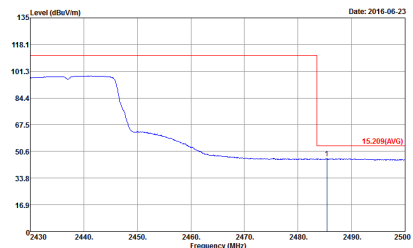


WIFI	2.4GHz 2400~2483.5MHz Band Edge @ 3m	
ANT	802.11ac VH20 CH06 2437MHz - R	
2	Horizontal	
Peak	 <p data-bbox="347 728 756 795">Date: 2016-06-23 15.209(Peak) Site : 03CH07-4Y Condition : 15.209(Peak) 3m HF-ANT_130829 HORIZONTAL Detector : RBW:1000.000kHz VBW:3000.000kHz SWT:Auto Project : 660115 Mode : 44</p>	
Avg.	 <p data-bbox="347 1406 756 1473">Date: 2016-06-23 15.209(Avg) Site : 03CH07-4Y Condition : 15.209(Avg) 3m HF-ANT_130829 HORIZONTAL Detector : RBW:1000.000kHz VBW:1.000kHz SWT:Auto Project : 660115 Mode : 44</p>	

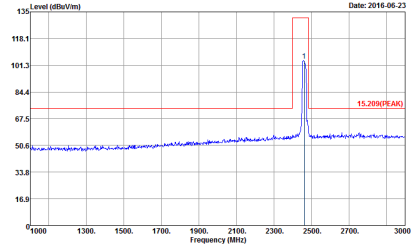
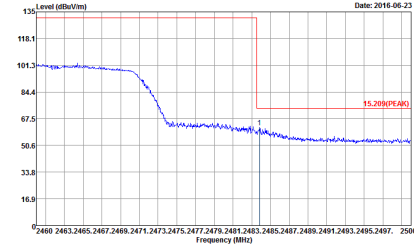
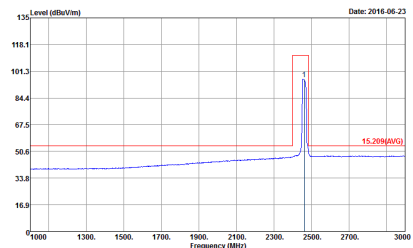
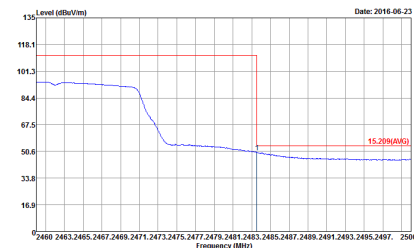


WIFI	2.4GHz 2400~2483.5MHz Band Edge @ 3m	
ANT	802.11ac VH20 CH06 2437MHz - L	
2	Vertical	Fundamental
Peak	 <p>Site : 03CH07-HY Condition : 15.209(Peak) 3m HF-ANT_130829 VERTICAL RBW:1000.000kHz VBW:3000.000kHz SWT:Auto Detector : Peak Project : 660115 Mode : 44</p>	 <p>Site : 03CH07-HY Condition : 15.209(Peak) 3m HF-ANT_130829 VERTICAL RBW:1000.000kHz VBW:3000.000kHz SWT:Auto Detector : Peak Project : 660115 Mode : 44</p>
Avg.	 <p>Site : 03CH07-HY Condition : 15.209(AVG) 3m HF-ANT_130829 VERTICAL RBW:1000.000kHz VBW:1.000kHz SWT:Auto Detector : Peak Project : 660115 Mode : 44</p>	 <p>Site : 03CH07-HY Condition : 15.209(AVG) 3m HF-ANT_130829 VERTICAL RBW:1000.000kHz VBW:1.000kHz SWT:Auto Detector : Peak Project : 660115 Mode : 44</p>

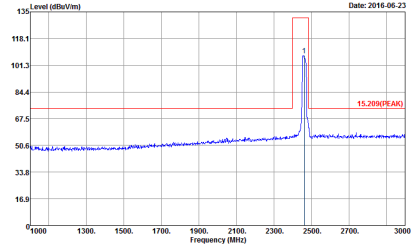
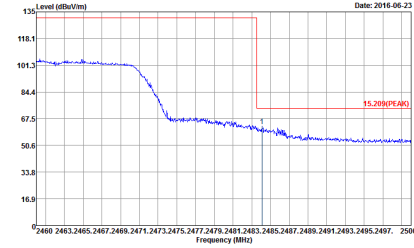
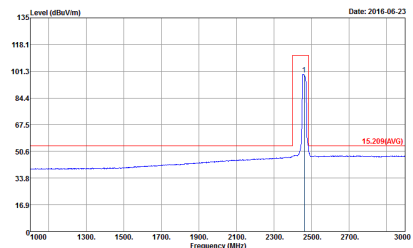
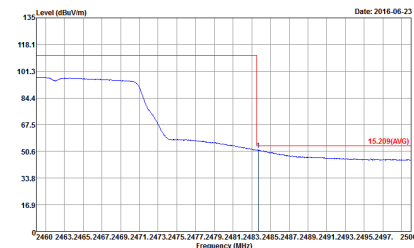


WIFI	2.4GHz 2400~2483.5MHz Band Edge @ 3m	
ANT	802.11ac VH20 CH06 2437MHz - R	
2	Vertical	
Peak	 <p>Site : 03CH07-4HY Condition : 15.209/PEAK) 3m HF-ANT_130829 VERTICAL RBW: 1000.000kHz VBW: 3000.000kHz SWT: Auto Detector : Peak Project : 660115 Mode : 44</p>	
Avg.	 <p>Site : 03CH07-4HY Condition : 15.209/AVG) 3m HF-ANT_130829 VERTICAL RBW: 1000.000kHz VBW: 1.000kHz SWT: Auto Detector : Peak Project : 660115 Mode : 44</p>	



WIFI	2.4GHz 2400~2483.5MHz Band Edge @ 3m	
ANT	802.11ac VH20 CH11 2462MHz	
2	Horizontal	Fundamental
Peak	 <p>Site : 03CH07-HY Condition : 15.209(Peak) 3m HF-ANT_130829 HORIZONTAL RBW:1000.000kHz VBW:3000.000kHz SVWT:Auto Detector : Peak Project : 660115 Mode : 45</p>	 <p>Site : 03CH07-HY Condition : 15.209(Peak) 3m HF-ANT_130829 HORIZONTAL RBW:1000.000kHz VBW:3000.000kHz SVWT:Auto Detector : Peak Project : 660115 Mode : 45</p>
Avg.	 <p>Site : 03CH07-HY Condition : 15.209(AVG) 3m HF-ANT_130829 HORIZONTAL RBW:1000.000kHz VBW:1.000kHz SVWT:Auto Detector : Peak Project : 660115 Mode : 45</p>	 <p>Site : 03CH07-HY Condition : 15.209(AVG) 3m HF-ANT_130829 HORIZONTAL RBW:1000.000kHz VBW:1.000kHz SVWT:Auto Detector : Peak Project : 660115 Mode : 45</p>

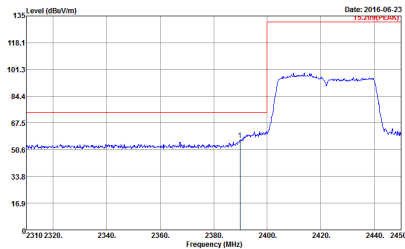
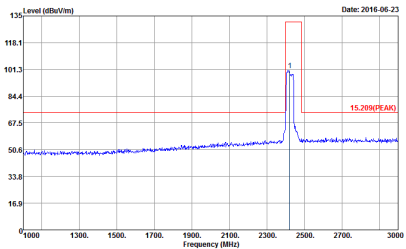
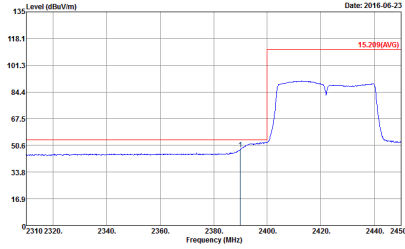
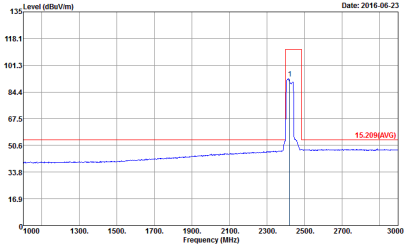


WIFI	2.4GHz 2400~2483.5MHz Band Edge @ 3m	
ANT	802.11ac VH20 CH11 2462MHz	
2	Vertical	Fundamental
Peak	 <p>Date: 2016-06-23</p> <p>Level (dBm/Vm)</p> <p>Frequency (MHz)</p> <p>15.209(Peak)</p> <p>Site : 03CH07-HY Condition : 15.209(Peak) 3m HF-ANT_130829 VERTICAL Detector : RBW:1000.000kHz VBW:3000.000kHz SWT:Auto Peak Project : 660115 Mode : 45</p>	 <p>Date: 2016-06-23</p> <p>Level (dBm/Vm)</p> <p>Frequency (MHz)</p> <p>15.209(Peak)</p> <p>Site : 03CH07-HY Condition : 15.209(Peak) 3m HF-ANT_130829 VERTICAL Detector : RBW:1000.000kHz VBW:3000.000kHz SWT:Auto Peak Project : 660115 Mode : 45</p>
Avg.	 <p>Date: 2016-06-23</p> <p>Level (dBm/Vm)</p> <p>Frequency (MHz)</p> <p>15.209(Avg)</p> <p>Site : 03CH07-HY Condition : 15.209(Avg) 3m HF-ANT_130829 VERTICAL Detector : RBW:1000.000kHz VBW:1.000kHz SWT:Auto Peak Project : 660115 Mode : 45</p>	 <p>Date: 2016-06-23</p> <p>Level (dBm/Vm)</p> <p>Frequency (MHz)</p> <p>15.209(Avg)</p> <p>Site : 03CH07-HY Condition : 15.209(Avg) 3m HF-ANT_130829 VERTICAL Detector : RBW:1000.000kHz VBW:1.000kHz SWT:Auto Peak Project : 660115 Mode : 45</p>

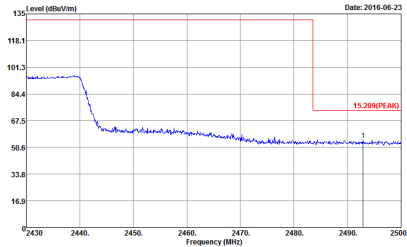
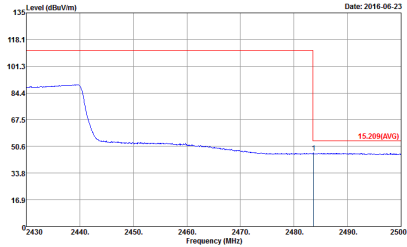


2.4GHz 2400~2483.5MHz

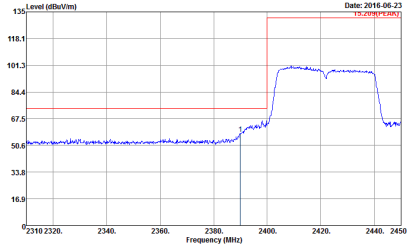
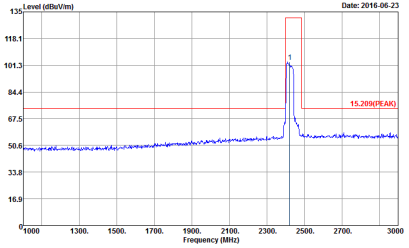
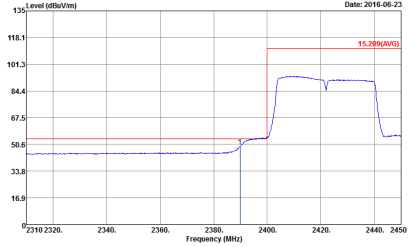
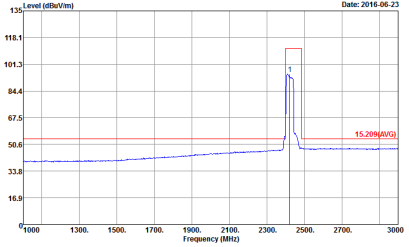
WIFI 802.11ac VHT40 (Band Edge @ 3m)

WIFI	2.4GHz 2400~2483.5MHz Band Edge @ 3m	
ANT	802.11ac VH40 CH03 2422MHz - L	
2	Horizontal	Fundamental
Peak	 <p>Site : 03CH07-HY Condition : 15.209(PEAK) 3m HF-ANT_130829 HORIZONTAL Detector : Peak Project : 660115 Mode : 46</p>	 <p>Site : 03CH07-HY Condition : 15.209(PEAK) 3m HF-ANT_130829 HORIZONTAL Detector : Peak Project : 660115 Mode : 46</p>
Avg.	 <p>Site : 03CH07-HY Condition : 15.209(AVG) 3m HF-ANT_130829 HORIZONTAL Detector : Peak Project : 660115 Mode : 46</p>	 <p>Site : 03CH07-HY Condition : 15.209(AVG) 3m HF-ANT_130829 HORIZONTAL Detector : Peak Project : 660115 Mode : 46</p>

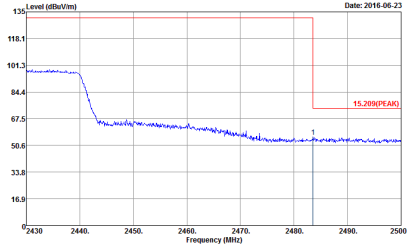
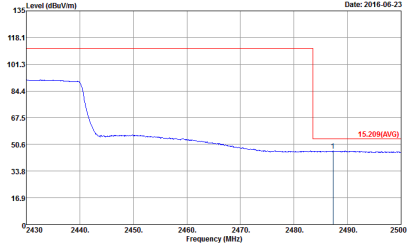


WIFI	2.4GHz 2400~2483.5MHz Band Edge @ 3m	
ANT	802.11ac VH40 CH03 2422MHz - R	
2	Horizontal	
Peak	 <p>Date: 2016-06-23</p> <p>15.209(PEAK)</p> <p>Site : 03CH07-4HY Condition : 15.209(PEAK) 3m HF-ANT_130829 HORIZONTAL RBW: 1000.000kHz VBW: 3000.000kHz SWT: Auto Detector : Peak Project : 660115 Mode : 46</p>	
Avg.	 <p>Date: 2016-06-23</p> <p>15.209(AVG)</p> <p>Site : 03CH07-4HY Condition : 15.209(AVG) 3m HF-ANT_130829 HORIZONTAL RBW: 1000.000kHz VBW: 2.000kHz SWT: Auto Detector : Peak Project : 660115 Mode : 46</p>	

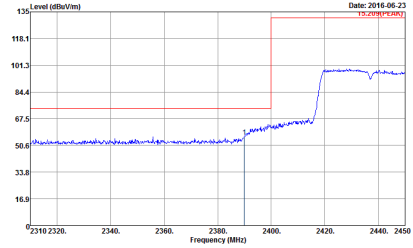
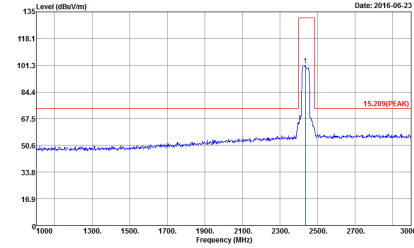
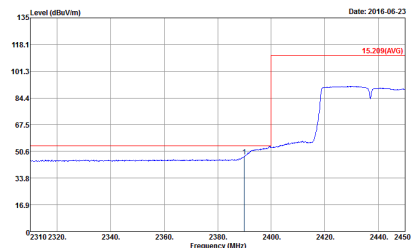
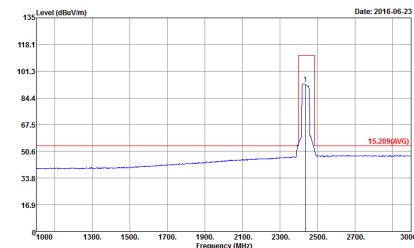


WIFI	2.4GHz 2400~2483.5MHz Band Edge @ 3m	
ANT	802.11ac VH40 CH03 2422MHz - L	
2	Vertical	Fundamental
Peak	 <p>Date: 2016-06-23 15.209(PK)</p> <p>Site : 03CH07-HY Condition : 15.209(PK) 3m HF-ANT_130829 VERTICAL RBW: 1000.000kHz VBW: 3000.000kHz SWT: Auto Detector : Peak Project : 660115 Mode : 46</p>	 <p>Date: 2016-06-23 15.209(PK)</p> <p>Site : 03CH07-HY Condition : 15.209(PK) 3m HF-ANT_130829 VERTICAL RBW: 1000.000kHz VBW: 3000.000kHz SWT: Auto Detector : Peak Project : 660115 Mode : 46</p>
Avg.	 <p>Date: 2016-06-23 15.209(AVG)</p> <p>Site : 03CH07-HY Condition : 15.209(AVG) 3m HF-ANT_130829 VERTICAL RBW: 1000.000kHz VBW: 2.000kHz SWT: Auto Detector : Peak Project : 660115 Mode : 46</p>	 <p>Date: 2016-06-23 15.209(AVG)</p> <p>Site : 03CH07-HY Condition : 15.209(AVG) 3m HF-ANT_130829 VERTICAL RBW: 1000.000kHz VBW: 2.000kHz SWT: Auto Detector : Peak Project : 660115 Mode : 46</p>

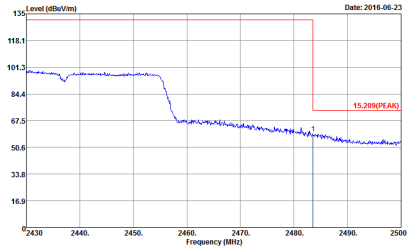
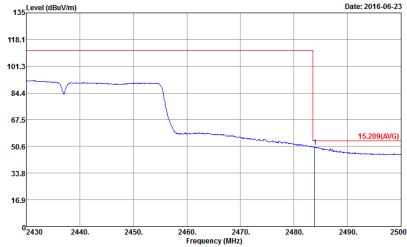


WIFI	2.4GHz 2400~2483.5MHz Band Edge @ 3m	
ANT	802.11ac VH40 CH03 2422MHz - R	
2	Vertical	
Peak	 <p>Site : 03CH07-4HY Condition : 15.209/PEAK) 3m HF-ANT_130829 VERTICAL RBW: 1000.000kHz VBW: 3000.000kHz SWT: Auto Detector : Peak Project : 660115 Mode : 46</p>	
Avg.	 <p>Site : 03CH07-4HY Condition : 15.209/AVG) 3m HF-ANT_130829 VERTICAL RBW: 1000.000kHz VBW: 2.000kHz SWT: Auto Detector : Peak Project : 660115 Mode : 46</p>	

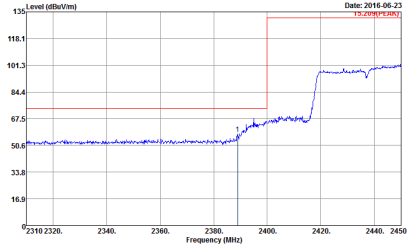
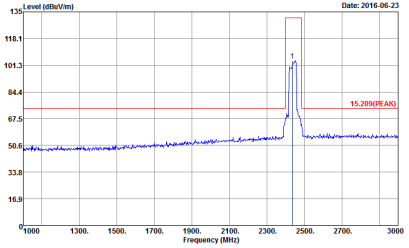
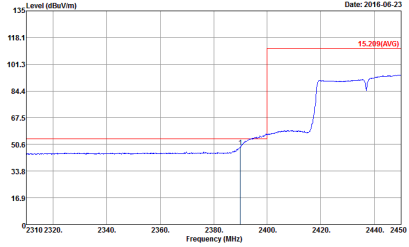
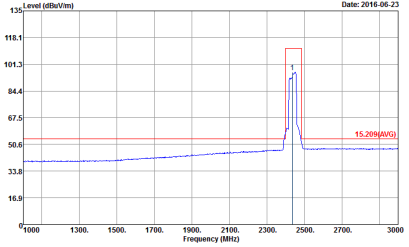


WIFI	2.4GHz 2400~2483.5MHz Band Edge @ 3m	
ANT	802.11ac VH40 CH06 2437MHz - L	
2	Horizontal	Fundamental
Peak	 <p>Date: 2016-06-23 15.209(PK)</p> <p>Site : 03CH07-HY Condition : 15.209(PK) 3m HF-ANT_130829 HORIZONTAL RBW: 1000.000kHz VBW: 3000.000kHz SWT: Auto Detector : Peak Project : 660115 Mode : 47</p>	 <p>Date: 2016-06-23 15.209(PK)</p> <p>Site : 03CH07-HY Condition : 15.209(PK) 3m HF-ANT_130829 HORIZONTAL RBW: 1000.000kHz VBW: 3000.000kHz SWT: Auto Detector : Peak Project : 660115 Mode : 47</p>
Avg.	 <p>Date: 2016-06-23 15.209(AVG)</p> <p>Site : 03CH07-HY Condition : 15.209(AVG) 3m HF-ANT_130829 HORIZONTAL RBW: 1000.000kHz VBW: 2.000kHz SWT: Auto Detector : Peak Project : 660115 Mode : 47</p>	 <p>Date: 2016-06-23 15.209(AVG)</p> <p>Site : 03CH07-HY Condition : 15.209(AVG) 3m HF-ANT_130829 HORIZONTAL RBW: 1000.000kHz VBW: 2.000kHz SWT: Auto Detector : Peak Project : 660115 Mode : 47</p>



WIFI	2.4GHz 2400~2483.5MHz Band Edge @ 3m	
ANT	802.11ac VH40 CH06 2437MHz - R	
2	Horizontal	
Peak	 <p>Date: 2016-06-23</p> <p>13.0 118.1 101.3 84.4 67.5 50.0 33.8 16.9</p> <p>2430 2440. 2450. 2460. 2470. 2480. 2490. 2500</p> <p>Frequency (MHz)</p> <p>Site : 03CH07-4HY Condition : 15.209/PEAK) 3m HF-ANT_130829 HORIZONTAL Detector : RBW:1000.000kHz VBW:3000.000kHz SWT:Auto Project : 660115 Mode : 47</p>	
Avg.	 <p>Date: 2016-06-23</p> <p>13.0 118.1 101.3 84.4 67.5 50.6 33.8 16.9</p> <p>2430 2440. 2450. 2460. 2470. 2480. 2490. 2500</p> <p>Frequency (MHz)</p> <p>Site : 03CH07-4HY Condition : 15.209(AVG) 3m HF-ANT_130829 HORIZONTAL Detector : RBW:1000.000kHz VBW:2.000kHz SWT:Auto Project : 660115 Mode : 47</p>	

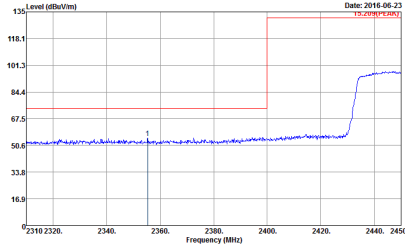
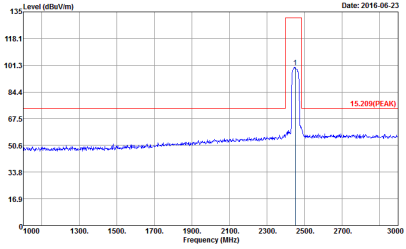
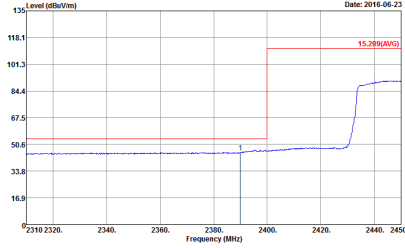
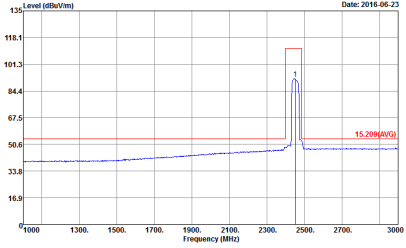


WIFI	2.4GHz 2400~2483.5MHz Band Edge @ 3m	
ANT	802.11ac VH40 CH06 2437MHz - L	
2	Vertical	Fundamental
Peak	 <p>Date: 2016-06-23 15.209(PK)</p> <p>Site : 03CH07-HY Condition : 15.209(PK) 3m HF-ANT_130829 VERTICAL RBW: 1000.000kHz VBW: 3000.000kHz SWT: Auto Detector : Peak Project : 660115 Mode : 47</p>	 <p>Date: 2016-06-23 15.209(PK)</p> <p>Site : 03CH07-HY Condition : 15.209(PK) 3m HF-ANT_130829 VERTICAL RBW: 1000.000kHz VBW: 3000.000kHz SWT: Auto Detector : Peak Project : 660115 Mode : 47</p>
Avg.	 <p>Date: 2016-06-23 15.209(AVG)</p> <p>Site : 03CH07-HY Condition : 15.209(AVG) 3m HF-ANT_130829 VERTICAL RBW: 1000.000kHz VBW: 2.000kHz SWT: Auto Detector : Peak Project : 660115 Mode : 47</p>	 <p>Date: 2016-06-23 15.209(AVG)</p> <p>Site : 03CH07-HY Condition : 15.209(AVG) 3m HF-ANT_130829 VERTICAL RBW: 1000.000kHz VBW: 2.000kHz SWT: Auto Detector : Peak Project : 660115 Mode : 47</p>

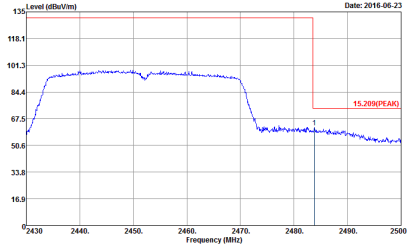
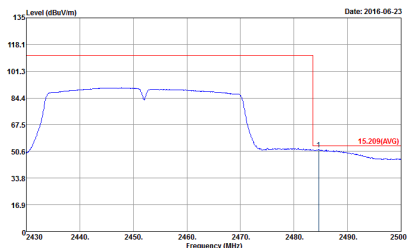


WIFI	2.4GHz 2400~2483.5MHz Band Edge @ 3m	
ANT	802.11ac VH40 CH06 2437MHz - R	
2	Vertical	
Peak	<p> Date: 2016-06-23 Site : 03CH07-4HY Condition : 15.209/PEAK) 3m HF-ANT_130829 VERTICAL : RBW: 1000.000kHz VBW: 3000.000kHz SWT: Auto Detector : Peak Project : 660115 Mode : 47 </p>	
Avg.	<p> Date: 2016-06-23 Site : 03CH07-4HY Condition : 15.209/AVG) 3m HF-ANT_130829 VERTICAL : RBW: 1000.000kHz VBW: 2.000kHz SWT: Auto Detector : Peak Project : 660115 Mode : 47 </p>	

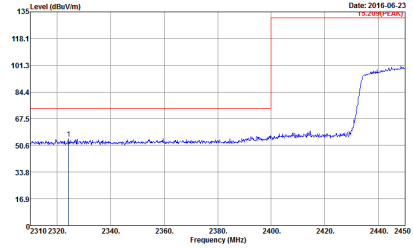
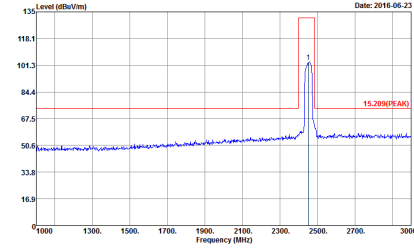
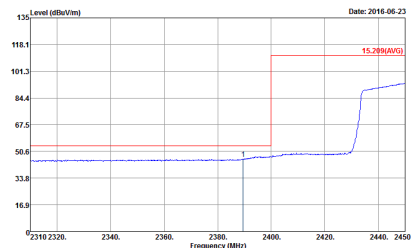
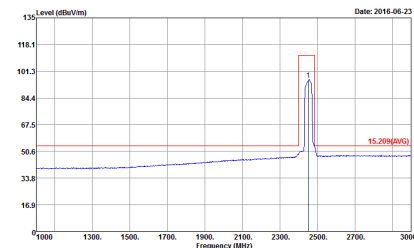


WIFI	2.4GHz 2400~2483.5MHz Band Edge @ 3m	
ANT	802.11ac VH40 CH09 2452MHz - L	
2	Horizontal	Fundamental
Peak	 <p>Site : 03CH07-HY Condition : 15.209(PK) 3m HF-ANT_130829 HORIZONTAL REW: 1000.000kHz VBW:3000.000kHz SWT:Auto Detector : Peak Project : 660115 Mode : 48 Power Setting : 58</p>	 <p>Site : 03CH07-HY Condition : 15.209(PK) 3m HF-ANT_130829 HORIZONTAL REW: 1000.000kHz VBW:3000.000kHz SWT:Auto Detector : Peak Project : 660115 Mode : 48 Power Setting : 58</p>
Avg.	 <p>Site : 03CH07-HY Condition : 15.209(AVG) 3m HF-ANT_130829 HORIZONTAL REW: 1000.000kHz VBW:2.000kHz SWT:Auto Detector : Peak Project : 660115 Mode : 48 Power Setting : 58</p>	 <p>Site : 03CH07-HY Condition : 15.209(AVG) 3m HF-ANT_130829 HORIZONTAL REW: 1000.000kHz VBW:2.000kHz SWT:Auto Detector : Peak Project : 660115 Mode : 48 Power Setting : 58</p>

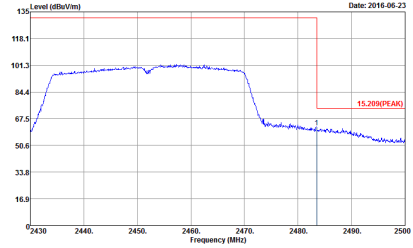
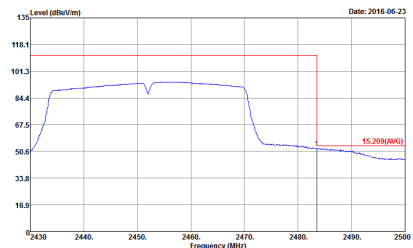


WIFI	2.4GHz 2400~2483.5MHz Band Edge @ 3m	
ANT	802.11ac VH40 CH09 2452MHz - R	
2	Horizontal	
Peak	 <p>Date: 2016-06-23</p> <p>15.209(Peak)</p> <p>Level (dBm/Hz)</p> <p>Frequency (MHz)</p> <p>Site: 03CH07-HY Condition: 15.209(Peak) 3m HF-ANT_130829 HORIZONTAL REW: 1000.000kHz VBW: 3000.000kHz SWT: Auto Detector: Peak Project: 660115 Mode: 40 Power Setting: 50</p>	
Avg.	 <p>Date: 2016-06-23</p> <p>15.209(Avg)</p> <p>Level (dBm/Hz)</p> <p>Frequency (MHz)</p> <p>Site: 03CH07-HY Condition: 15.209(Avg) 3m HF-ANT_130829 HORIZONTAL REW: 1000.000kHz VBW: 2.000kHz SWT: Auto Detector: Peak Project: 660115 Mode: 40 Power Setting: 50</p>	



WIFI	2.4GHz 2400~2483.5MHz Band Edge @ 3m	
ANT	802.11ac VH40 CH09 2452MHz - L	
2	Vertical	Fundamental
Peak	 <p>Site : 03CH07-HY Condition : 15.209(PK) 3m HF-ANT_130829 VERTICAL RBW: 1000.000kHz VBW: 3000.000kHz SWT: Auto Detector : Peak Project : 660115 Mode : 48 Power Setting : 58</p>	 <p>Site : 03CH07-HY Condition : 15.209(PK) 3m HF-ANT_130829 VERTICAL RBW: 1000.000kHz VBW: 3000.000kHz SWT: Auto Detector : Peak Project : 660115 Mode : 48 Power Setting : 58</p>
Avg.	 <p>Site : 03CH07-HY Condition : 15.209(AVG) 3m HF-ANT_130829 VERTICAL RBW: 1000.000kHz VBW: 2.000kHz SWT: Auto Detector : Peak Project : 660115 Mode : 48 Power Setting : 58</p>	 <p>Site : 03CH07-HY Condition : 15.209(AVG) 3m HF-ANT_130829 VERTICAL RBW: 1000.000kHz VBW: 2.000kHz SWT: Auto Detector : Peak Project : 660115 Mode : 48 Power Setting : 58</p>



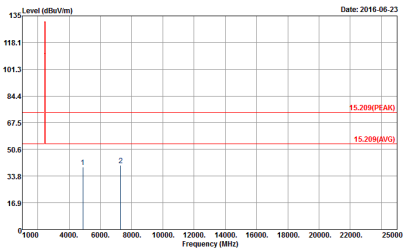
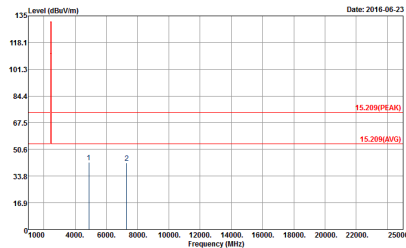
WIFI	2.4GHz 2400~2483.5MHz Band Edge @ 3m	
ANT	802.11ac VH40 CH09 2452MHz - R	
2	Vertical	
Peak	 <p> Date: 2016-06-23 Site: 03CH07-HY Condition: 15.209(Peak) 3m HF-ANT_130829 VERTICAL REW: 1000.000kHz VBW: 3000.000kHz SWT: Auto Detector: Peak Project: 660115 Mode: 40 Power Setting: 50 </p>	
Avg.	 <p> Date: 2016-06-23 Site: 03CH07-HY Condition: 15.209(Avg) 3m HF-ANT_130829 VERTICAL REW: 1000.000kHz VBW: 2.000kHz SWT: Auto Detector: Peak Project: 660115 Mode: 40 Power Setting: 50 </p>	



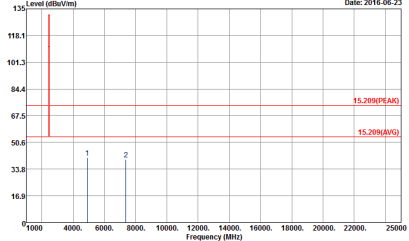
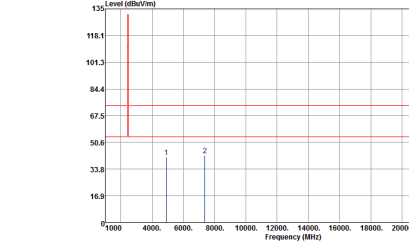
2.4GHz 2400~2483.5MHz
WIFI 802.11b (Harmonic @ 3m)

Table with 2 columns: Horizontal and Vertical. Rows include WIFI (2.4GHz 2400~2483.5MHz Harmonic @ 3m), ANT (802.11b CH01 2412MHz), and Peak/Avg. measurements with associated graphs and site details.



WIFI	2.4GHz 2400~2483.5MHz Harmonic @ 3m	
ANT	802.11b CH06 2437MHz	
2	Horizontal	Vertical
Peak Avg.	 <p>Date: 2016-06-23</p> <p>Site : 03CH07-HY Condition : 15.209(PEAK) 3m SHF-EHF_131029 HORIZONTAL Detector : Peak Project : 660115 Mode : 38</p>	 <p>Date: 2016-06-23</p> <p>Site : 03CH07-HY Condition : 15.209(PEAK) 3m SHF-EHF_131029 VERTICAL Detector : Peak Project : 660115 Mode : 38</p>



WIFI	2.4GHz 2400~2483.5MHz Harmonic @ 3m	
ANT	802.11b CH11 2462MHz	
2	Horizontal	Vertical
Peak Avg.	 <p>Date: 2016-06-23</p> <p>15.209(PEAK) 15.209(AVG)</p> <p>Site : 03CH07-HY Condition : 15.209(PEAK) 3m SHF-EHF_131029 HORIZONTAL Detector : Peak Project : 660115 Mode : 39</p>	 <p>Date: 2016-06-23</p> <p>15.209(PEAK) 15.209(AVG)</p> <p>Site : 03CH07-HY Condition : 15.209(PEAK) 3m SHF-EHF_131029 VERTICAL Detector : Peak Project : 660115 Mode : 39</p>



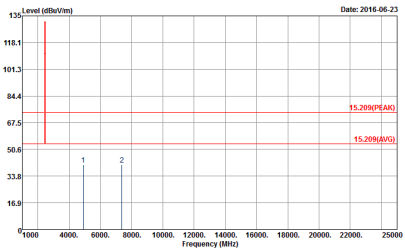
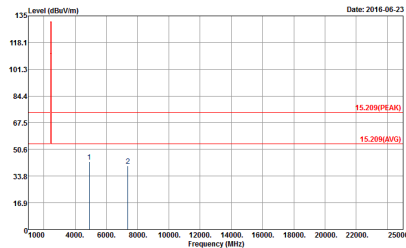
2.4GHz 2400~2483.5MHz
WIFI 802.11g (Harmonic @ 3m)

Table with 2 columns: Horizontal and Vertical. Rows include WIFI (2.4GHz 2400~2483.5MHz Harmonic @ 3m), ANT (802.11g CH01 2412MHz), and Peak/Avg. measurements with corresponding graphs and site details.



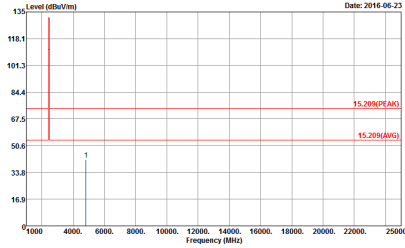
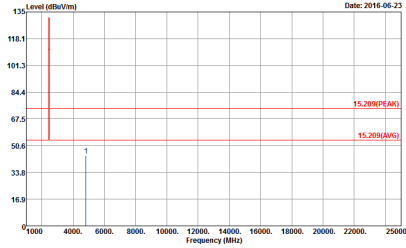
WIFI	2.4GHz 2400~2483.5MHz Harmonic @ 3m	
ANT	802.11g CH06 2437MHz	
2	Horizontal	Vertical
Peak Avg.	<p>Site : 03CH07-HY Condition : 15.209(PEAK) 3m SHF-EHF_131029 HORIZONTAL Detector : Peak Project : 660115 Mode : 41</p>	<p>Site : 03CH07-HY Condition : 15.209(PEAK) 3m SHF-EHF_131029 VERTICAL Detector : Peak Project : 660115 Mode : 41</p>



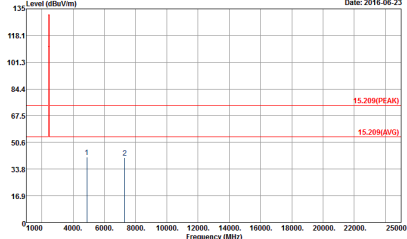
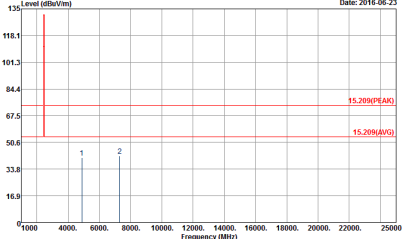
WIFI	2.4GHz 2400~2483.5MHz Harmonic @ 3m	
ANT	802.11g CH11 2462MHz	
2	Horizontal	Vertical
Peak Avg.	 <p>Date: 2016-06-23</p> <p>15.209(PK)</p> <p>15.209(AVG)</p> <p>Site : 03CH07-HY Condition : 15.209(PK) 3m SHF-EHF_131029 HORIZONTAL Detector : Peak Project : 660115 Mode : 42</p>	 <p>Date: 2016-06-23</p> <p>15.209(PK)</p> <p>15.209(AVG)</p> <p>Site : 03CH07-HY Condition : 15.209(PK) 3m SHF-EHF_131029 VERTICAL Detector : Peak Project : 660115 Mode : 42</p>



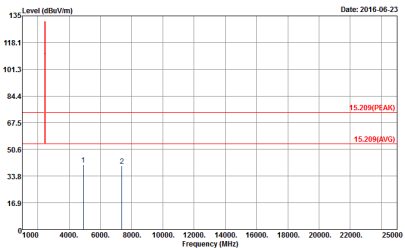
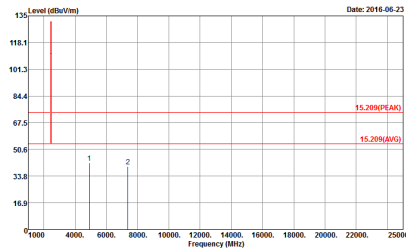
2.4GHz 2400~2483.5MHz
 WIFI 802.11ac VHT20 (Harmonic @ 3m)

WIFI	2.4GHz 2400~2483.5MHz Harmonic @ 3m	
ANT	802.11ac VHT20 CH01 2412MHz	
2	Horizontal	Vertical
<p>Peak Avg.</p>	 <p>Site : 03CH07-HY Condition : 15.209(PEAK) 3m SHF-EHF_131029 HORIZONTAL Detector : Peak Project : 660115 Mode : 43</p>	 <p>Site : 03CH07-HY Condition : 15.209(PEAK) 3m SHF-EHF_131029 VERTICAL Detector : Peak Project : 660115 Mode : 43</p>



WIFI	2.4GHz 2400~2483.5MHz Harmonic @ 3m	
ANT	802.11ac VHT20 CH06 2437MHz	
2	Horizontal	Vertical
Peak Avg.	 <p>Site : 03CH07-HY Condition : 15.209(PEAK) 3m SHF-EHF_131029 HORIZONTAL Detector : Peak Project : 660115 Mode : 44</p>	 <p>Site : 03CH07-HY Condition : 15.209(PEAK) 3m SHF-EHF_131029 VERTICAL Detector : Peak Project : 660115 Mode : 44</p>



WIFI	2.4GHz 2400~2483.5MHz Harmonic @ 3m	
ANT	802.11ac VHT20 CH11 2462MHz	
2	Horizontal	Vertical
Peak Avg.	 <p style="font-size: small;">Date: 2016-06-23</p> <p style="font-size: small;">Site : 03CH07-HY Condition : 15.209(PEAK) 3m SHF-EHF_131029 HORIZONTAL Detector : Peak Project : 660115 Mode : 45</p>	 <p style="font-size: small;">Date: 2016-06-23</p> <p style="font-size: small;">Site : 03CH07-HY Condition : 15.209(PEAK) 3m SHF-EHF_131029 VERTICAL Detector : Peak Project : 660115 Mode : 45</p>



2.4GHz 2400~2483.5MHz
WIFI 802.11ac VHT40 (Harmonic @ 3m)

WIFI	2.4GHz 2400~2483.5MHz Harmonic @ 3m	
ANT	802.11ac VHT40 CH03 2422MHz	
2	Horizontal	Vertical
<p>Peak</p> <p>Avg.</p>	<p>Site : 03CH07-HY Condition : 15.209(PEAK) 3m SHF-EHF_131029 HORIZONTAL Detector : Peak Project : 660115 Mode : 46</p>	<p>Site : 03CH07-HY Condition : 15.209(PEAK) 3m SHF-EHF_131029 VERTICAL Detector : Peak Project : 660115 Mode : 46</p>



WIFI	2.4GHz 2400~2483.5MHz Harmonic @ 3m	
ANT	802.11ac VHT40 CH06 2437MHz	
2	Horizontal	Vertical
Peak Avg.	<p>Site : 03CH07-HY Condition : 15.209(PEAK) 3m SHF-EHF_131029 HORIZONTAL Detector : Peak Project : 660115 Mode : 47</p>	<p>Site : 03CH07-HY Condition : 15.209(PEAK) 3m SHF-EHF_131029 VERTICAL Detector : Peak Project : 660115 Mode : 47</p>



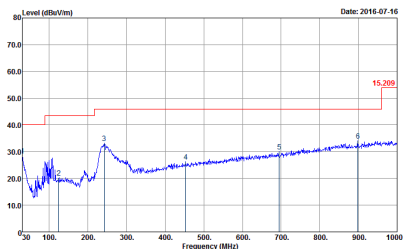
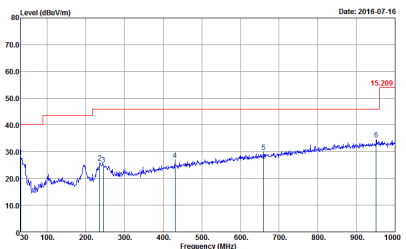
WIFI	2.4GHz 2400~2483.5MHz Harmonic @ 3m	
ANT	802.11ac VHT40 CH09 2452MHz	
2	Horizontal	Vertical
Peak Avg.	<p>Site : 03CH07-HY Condition : 15.209(PEAK) 3m SHF-EHF_131029 HORIZONTAL Detector : Peak Project : 660115 Mode : 48 Power Setting : 58</p>	<p>Site : 03CH07-HY Condition : 15.209(PEAK) 3m SHF-EHF_131029 VERTICAL Detector : Peak Project : 660115 Mode : 48 Power Setting : 58</p>



2.4GHz 2400~2483.5MHz

Emission below 1GHz

2.4GHz WIFI 802.11b (LF)

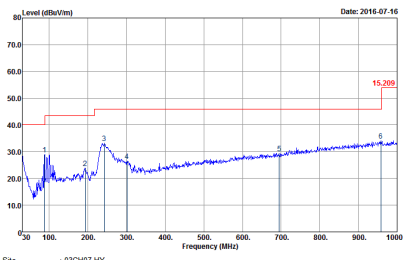
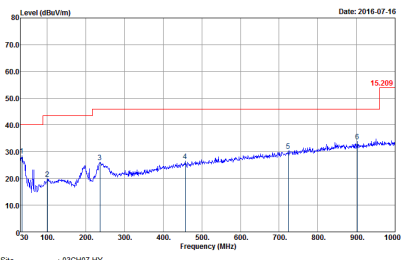
WIFI	2.4GHz 2400~2483.5MHz	
ANT	802.11b LF	
2	Horizontal	Vertical
QP / Peak	 <p>Site : 03CH07-HY Condition : 15.209 3m LF-ANT-35419(6) HORIZONTAL Detector : Peak Project : 660115 Mode : 49</p>	 <p>Site : 03CH07-HY Condition : 15.209 3m LF-ANT-35419(6) VERTICAL Detector : Peak Project : 660115 Mode : 49</p>



2.4GHz 2400~2483.5MHz

Emission below 1GHz

2.4GHz WIFI 802.11g (LF)

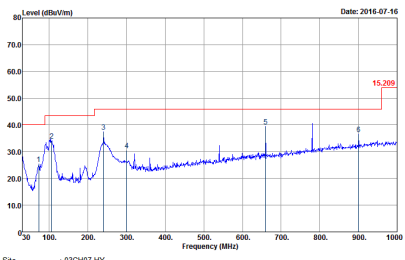
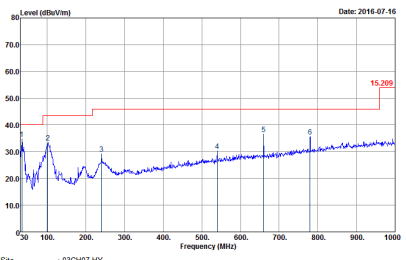
WIFI	2.4GHz 2400~2483.5MHz	
ANT	802.11g LF	
2	Horizontal	Vertical
QP / Peak	 <p>Site : 03CH07-HY Condition : 15.209 3m LF-ANT-35419(6) HORIZONTAL Detector : Peak Project : 660115 Mode : 50</p>	 <p>Site : 03CH07-HY Condition : 15.209 3m LF-ANT-35419(6) VERTICAL Detector : Peak Project : 660115 Mode : 50</p>



2.4GHz 2400~2483.5MHz

Emission below 1GHz

2.4GHz WIFI 802.11ac VHT20 (LF)

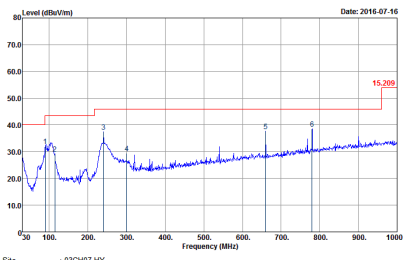
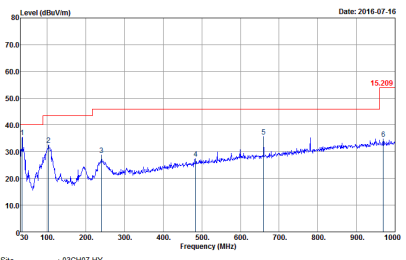
WIFI	2.4GHz 2400~2483.5MHz	
ANT	802.11ac VHT20 LF	
2	Horizontal	Vertical
QP / Peak	 <p>Date: 2016-07-16</p> <p>Site : 03CH07-HY Condition : 15.209 3m LF-ANT-35419(6) HORIZONTAL Detector : Peak Project : 660115 Mode : 51</p>	 <p>Date: 2016-07-16</p> <p>Site : 03CH07-HY Condition : 15.209 3m LF-ANT-35419(6) VERTICAL Detector : Peak Project : 660115 Mode : 51</p>



2.4GHz 2400~2483.5MHz

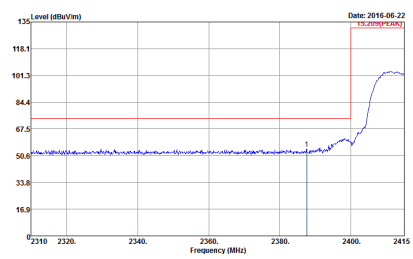
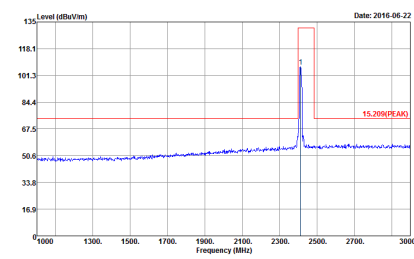
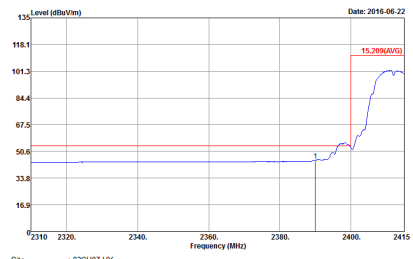
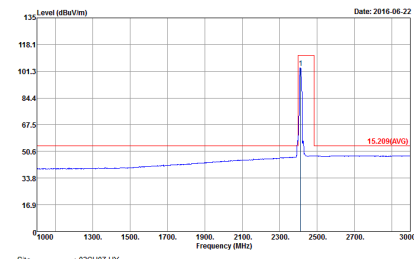
Emission below 1GHz

2.4GHz WIFI 802.11ac VHT40 (LF)

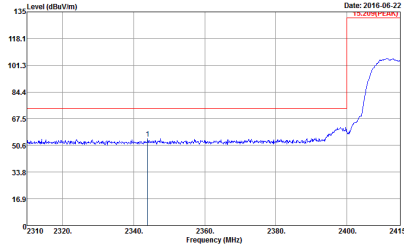
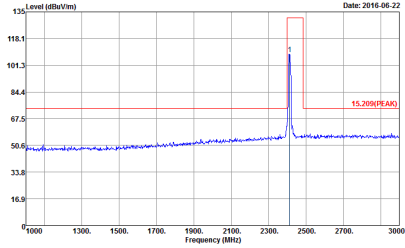
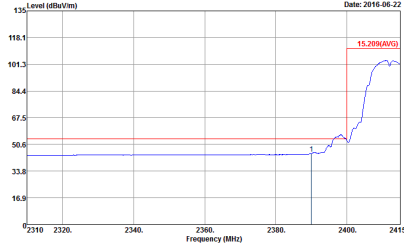
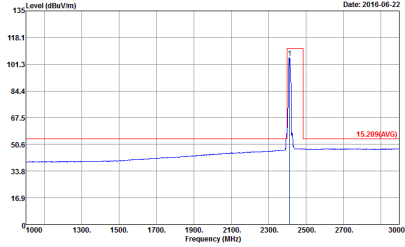
WIFI	2.4GHz 2400~2483.5MHz	
ANT	802.11ac VHT40 LF	
2	Horizontal	Vertical
QP / Peak	 <p>Date: 2016-07-16</p> <p>Site : 03CH07-HY Condition : 15.209 3m LF-ANT-35419(6) HORIZONTAL Detector : Peak Project : 660115 Mode : 52</p>	 <p>Date: 2016-07-16</p> <p>Site : 03CH07-HY Condition : 15.209 3m LF-ANT-35419(6) VERTICAL Detector : Peak Project : 660115 Mode : 52</p>



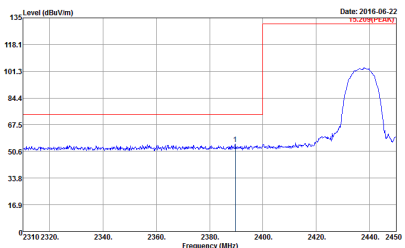
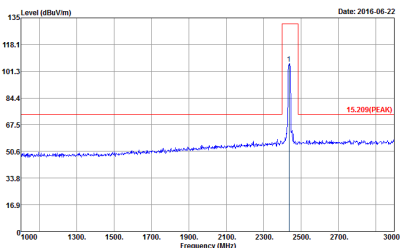
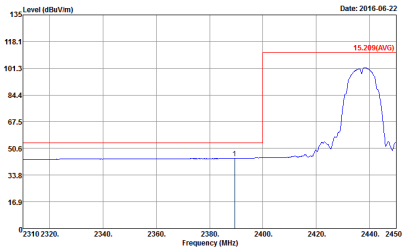
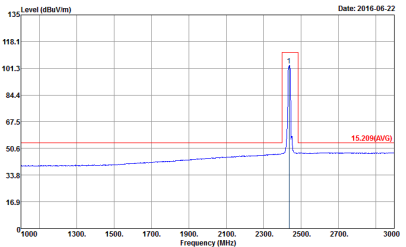
2.4GHz 2400~2483.5MHz
WIFI 802.11b (Band Edge @ 3m)

WIFI	2.4GHz 2400~2483.5MHz Band Edge @ 3m	
ANT	802.11b CH01 2412MHz	
1+2	Horizontal	Fundamental
Peak	 <p>Site : 03CH07-HY Condition : 15.209(PEAK) 3m HF-ANT_130829 HORIZONTAL Detector : RBW:1000.000kHz VBW:3000.000kHz SWT:Auto Project : Peak Mode : 660115 Date: 2016-06-22</p>	 <p>Site : 03CH07-HY Condition : 15.209(PEAK) 3m HF-ANT_130829 HORIZONTAL Detector : RBW:1000.000kHz VBW:3000.000kHz SWT:Auto Project : Peak Mode : 660115 Date: 2016-06-22</p>
Avg.	 <p>Site : 03CH07-HY Condition : 15.209(AVG) 3m HF-ANT_130829 HORIZONTAL Detector : Peak Project : Peak Mode : 660115 Date: 2016-06-22</p>	 <p>Site : 03CH07-HY Condition : 15.209(AVG) 3m HF-ANT_130829 HORIZONTAL Detector : Peak Project : Peak Mode : 660115 Date: 2016-06-22</p>



WIFI	2.4GHz 2400~2483.5MHz Band Edge @ 3m	
ANT	802.11b CH01 2412MHz	
1+2	Vertical	Fundamental
Peak	 <p>Site : 03CH07-HY Condition : 15.209(PK) 3m HF-ANT_130829 VERTICAL RBW: 1000.000kHz VBW: 3000.000kHz SWT: Auto Detector : Peak Project : 660115 Mode : 9</p>	 <p>Site : 03CH07-HY Condition : 15.209(PK) 3m HF-ANT_130829 VERTICAL RBW: 1000.000kHz VBW: 3000.000kHz SWT: Auto Detector : Peak Project : 660115 Mode : 9</p>
Avg.	 <p>Site : 03CH07-HY Condition : 15.209(AVG) 3m HF-ANT_130829 VERTICAL RBW: 1000.000kHz VBW: 0.010kHz SWT: Auto Detector : Peak Project : 660115 Mode : 9</p>	 <p>Site : 03CH07-HY Condition : 15.209(AVG) 3m HF-ANT_130829 VERTICAL RBW: 1000.000kHz VBW: 1.000kHz SWT: Auto Detector : Peak Project : 660115 Mode : 9</p>

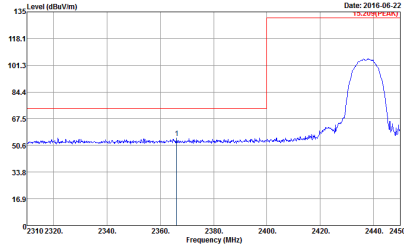
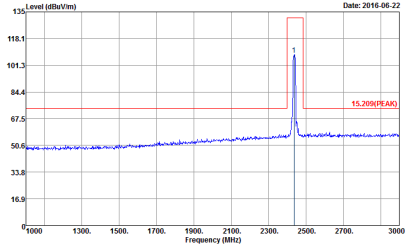
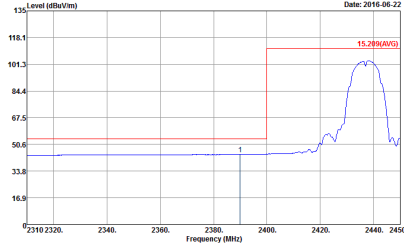
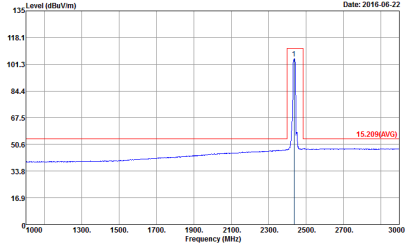


WIFI	2.4GHz 2400~2483.5MHz Band Edge @ 3m	
ANT	802.11b CH06 2437MHz - L	
1+2	Horizontal	Fundamental
Peak	 <p>Site : 03CH07-HY Condition : 15.209(PK) 3m HF-ANT_130829 HORIZONTAL Detector : Peak Project : 660115 Mode : 10</p>	 <p>Site : 03CH07-HY Condition : 15.209(PK) 3m HF-ANT_130829 HORIZONTAL Detector : Peak Project : 660115 Mode : 10</p>
Avg.	 <p>Site : 03CH07-HY Condition : 15.209(AVG) 3m HF-ANT_130829 HORIZONTAL Detector : Peak Project : 660115 Mode : 10</p>	 <p>Site : 03CH07-HY Condition : 15.209(AVG) 3m HF-ANT_130829 HORIZONTAL Detector : Peak Project : 660115 Mode : 10</p>

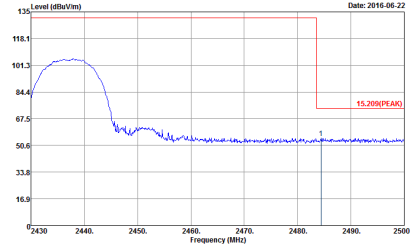
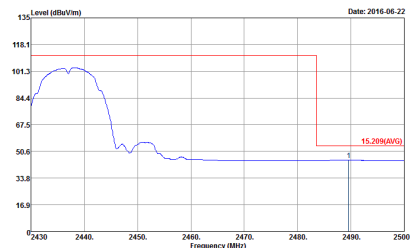


WIFI	2.4GHz 2400~2483.5MHz Band Edge @ 3m	
ANT	802.11b CH06 2437MHz - R	
1+2	Horizontal	
Peak	<p>Site : 03CH074HY Condition : 15.209(PEAK) 3m HF-ANT_130829 HORIZONTAL Detector : Peak Project : 660115 Mode : 10</p>	
Avg.	<p>Site : 03CH074HY Condition : 15.209(AVG) 3m HF-ANT_130829 HORIZONTAL Detector : Peak Project : 660115 Mode : 10</p>	

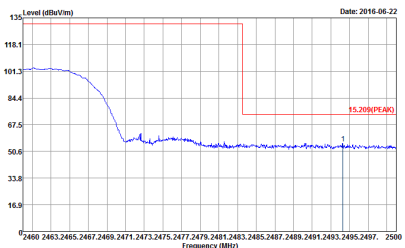
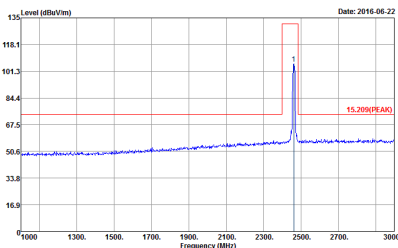
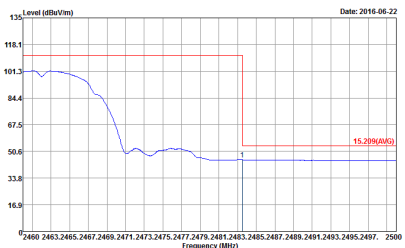
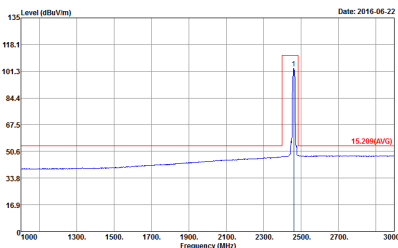


WIFI	2.4GHz 2400~2483.5MHz Band Edge @ 3m	
ANT	802.11b CH06 2437MHz - L	
1+2	Vertical	Fundamental
Peak	 <p>Site : 03CH07-HY Condition : 15.209(PK) 3m HF-ANT_130829 VERTICAL RBW: 1000.000kHz VBW: 3000.000kHz SWT: Auto Detector : Peak Project : 660115 Mode : 10</p>	 <p>Site : 03CH07-HY Condition : 15.209(PK) 3m HF-ANT_130829 VERTICAL RBW: 1000.000kHz VBW: 3000.000kHz SWT: Auto Detector : Peak Project : 660115 Mode : 10</p>
Avg.	 <p>Site : 03CH07-HY Condition : 15.209(AVG) 3m HF-ANT_130829 VERTICAL RBW: 1000.000kHz VBW: 0.010kHz SWT: Auto Detector : Peak Project : 660115 Mode : 10</p>	 <p>Site : 03CH07-HY Condition : 15.209(AVG) 3m HF-ANT_130829 VERTICAL RBW: 1000.000kHz VBW: 0.010kHz SWT: Auto Detector : Peak Project : 660115 Mode : 10</p>

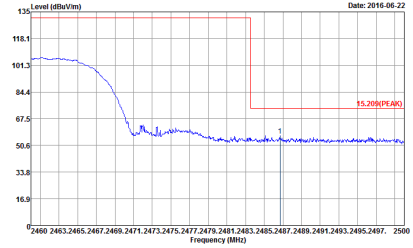
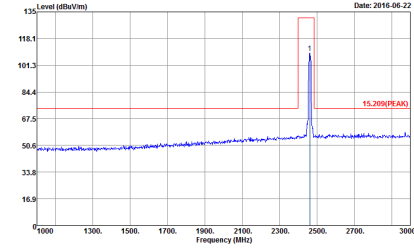
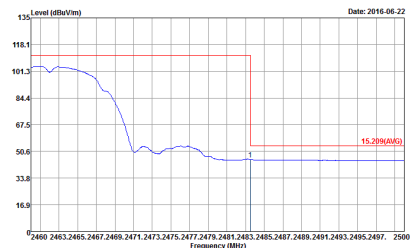
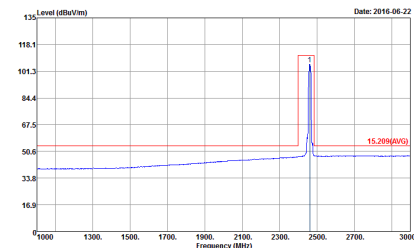


WIFI	2.4GHz 2400~2483.5MHz Band Edge @ 3m	
ANT	802.11b CH06 2437MHz - R	
1+2	Vertical	
Peak	 <p>Date: 2016-06-22</p> <p>13.0 118.1 101.3 84.4 67.5 50.6 33.8 16.9</p> <p>2430 2440 2450 2460 2470 2480 2490 2500</p> <p>Frequency (MHz)</p> <p>Site : 03CH07-4HY Condition : 15.209(PK) 3m HF-ANT_130829 VERTICAL RBW: 1000.000kHz VBW: 3000.000kHz SWT: Auto Detector : Peak Project : 660115 Mode : 10</p>	
Avg.	 <p>Date: 2016-06-22</p> <p>13.0 118.1 101.3 84.4 67.5 50.6 33.8 16.9</p> <p>2430 2440 2450 2460 2470 2480 2490 2500</p> <p>Frequency (MHz)</p> <p>Site : 03CH07-4HY Condition : 15.209(AVG) 3m HF-ANT_130829 VERTICAL RBW: 1000.000kHz VBW: 0.010kHz SWT: Auto Detector : Peak Project : 660115 Mode : 10</p>	



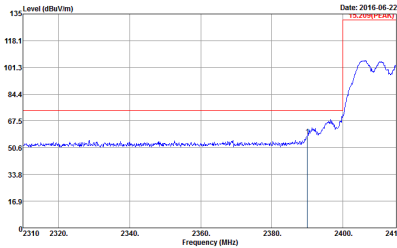
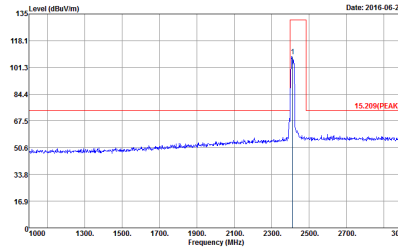
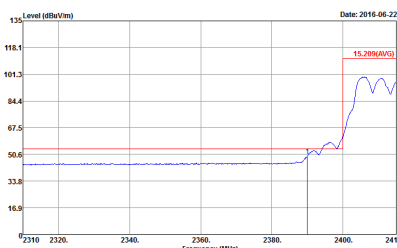
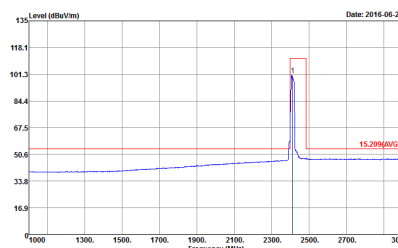
WIFI	2.4GHz 2400~2483.5MHz Band Edge @ 3m	
ANT	802.11b CH11 2462MHz	
1+2	Horizontal	Fundamental
Peak	 <p>Site : 03CH07-HY Condition : 15.209(Peak) 3m HF-ANT_130829 HORIZONTAL RBW: 1000.000kHz VBW: 3000.000kHz SWT: Auto Detector : Peak Project : 660115 Mode : 11</p>	 <p>Site : 03CH07-HY Condition : 15.209(Peak) 3m HF-ANT_130829 HORIZONTAL RBW: 1000.000kHz VBW: 3000.000kHz SWT: Auto Detector : Peak Project : 660115 Mode : 11</p>
Avg.	 <p>Site : 03CH07-HY Condition : 15.209(Avg) 3m HF-ANT_130829 HORIZONTAL RBW: 1000.000kHz VBW: 0.010kHz SWT: Auto Detector : Peak Project : 660115 Mode : 11</p>	 <p>Site : 03CH07-HY Condition : 15.209(Avg) 3m HF-ANT_130829 HORIZONTAL RBW: 1000.000kHz VBW: 0.010kHz SWT: Auto Detector : Peak Project : 660115 Mode : 11</p>



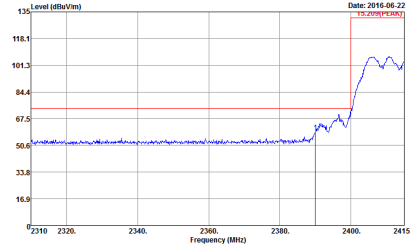
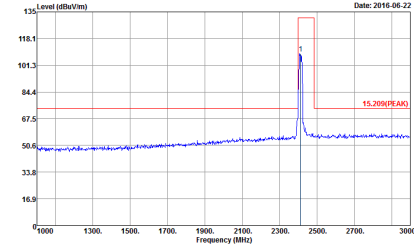
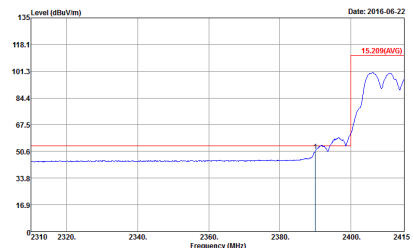
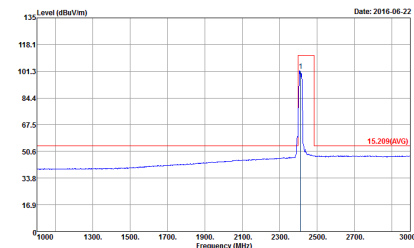
WIFI	2.4GHz 2400~2483.5MHz Band Edge @ 3m	
ANT	802.11b CH11 2462MHz	
1+2	Vertical	Fundamental
Peak	 <p>Site : 03CH07-HY Condition : 15.209(PEAK) 3m HF-ANT_130829 VERTICAL RBW: 1000.000kHz VBW: 3000.000kHz SWT: Auto Detector : Peak Project : 660115 Mode : 11</p>	 <p>Site : 03CH07-HY Condition : 15.209(PEAK) 3m HF-ANT_130829 VERTICAL RBW: 1000.000kHz VBW: 3000.000kHz SWT: Auto Detector : Peak Project : 660115 Mode : 11</p>
Avg.	 <p>Site : 03CH07-HY Condition : 15.209(AVG) 3m HF-ANT_130829 VERTICAL RBW: 1000.000kHz VBW: 0.010kHz SWT: Auto Detector : Peak Project : 660115 Mode : 11</p>	 <p>Site : 03CH07-HY Condition : 15.209(AVG) 3m HF-ANT_130829 VERTICAL RBW: 1000.000kHz VBW: 0.010kHz SWT: Auto Detector : Peak Project : 660115 Mode : 11</p>



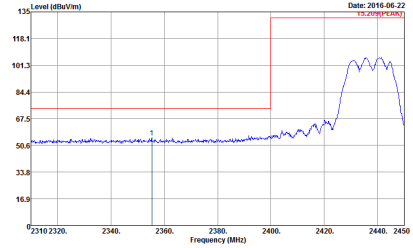
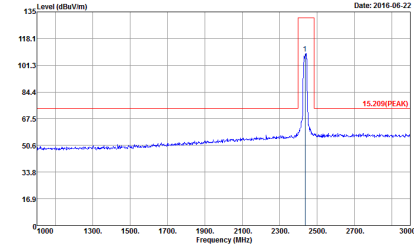
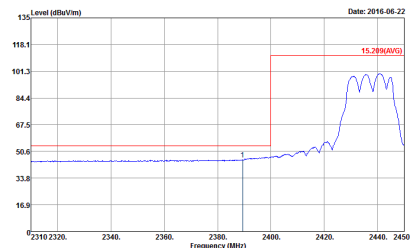
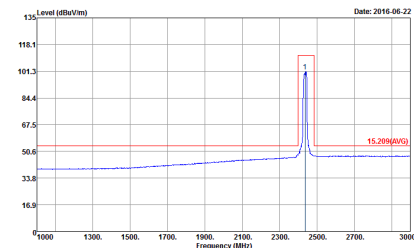
2.4GHz 2400~2483.5MHz
WIFI 802.11g (Band Edge @ 3m)

WIFI	2.4GHz 2400~2483.5MHz Band Edge @ 3m	
ANT	802.11g CH01 2412MHz	
1+2	Horizontal	Fundamental
Peak	 <p>Date: 2016-06-22 15.209(PK)</p> <p>Site : 03CH074HY Condition : 15.209(PK) 3m HF-ANT_130829 HORIZONTAL RBW: 1000.000kHz VBW: 3000.000kHz SWT: Auto Detector : Peak Project : 660115 Mode : 12</p>	 <p>Date: 2016-06-22 15.209(PK)</p> <p>Site : 03CH074HY Condition : 15.209(PK) 3m HF-ANT_130829 HORIZONTAL RBW: 1000.000kHz VBW: 3000.000kHz SWT: Auto Detector : Peak Project : 660115 Mode : 12</p>
Avg.	 <p>Date: 2016-06-22 15.209(AVG)</p> <p>Site : 03CH074HY Condition : 15.209(AVG) 3m HF-ANT_130829 HORIZONTAL RBW: 1000.000kHz VBW: 1.000kHz SWT: Auto Detector : Peak Project : 660115 Mode : 12</p>	 <p>Date: 2016-06-22 15.209(AVG)</p> <p>Site : 03CH074HY Condition : 15.209(AVG) 3m HF-ANT_130829 HORIZONTAL RBW: 1000.000kHz VBW: 1.000kHz SWT: Auto Detector : Peak Project : 660115 Mode : 12</p>

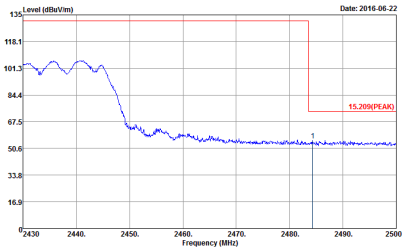
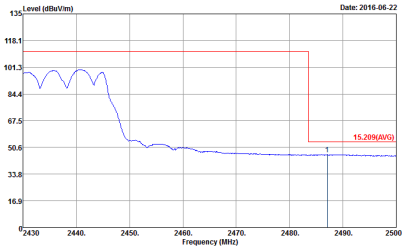


WIFI	2.4GHz 2400~2483.5MHz Band Edge @ 3m	
ANT	802.11g CH01 2412MHz	
1+2	Vertical	Fundamental
Peak	 <p>Site : 03CH07-HY Condition : 15.209(Peak) 3m HF-ANT_130829 VERTICAL RBW: 1000.000kHz VBW: 3000.000kHz SWT: Auto Detector : Peak Project : 660115 Mode : 12</p>	 <p>Site : 03CH07-HY Condition : 15.209(Peak) 3m HF-ANT_130829 VERTICAL RBW: 1000.000kHz VBW: 3000.000kHz SWT: Auto Detector : Peak Project : 660115 Mode : 12</p>
Avg.	 <p>Site : 03CH07-HY Condition : 15.209(AVG) 3m HF-ANT_130829 VERTICAL RBW: 1000.000kHz VBW: 1.000kHz SWT: Auto Detector : Peak Project : 660115 Mode : 12</p>	 <p>Site : 03CH07-HY Condition : 15.209(AVG) 3m HF-ANT_130829 VERTICAL RBW: 1000.000kHz VBW: 1.000kHz SWT: Auto Detector : Peak Project : 660115 Mode : 12</p>

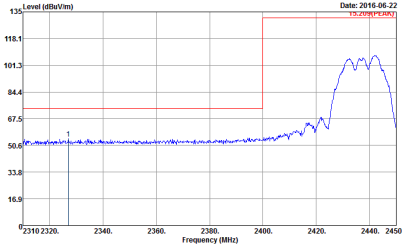
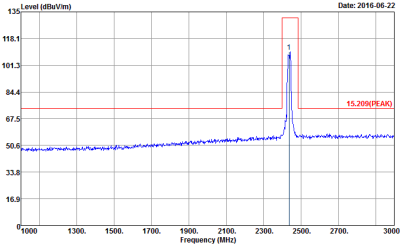
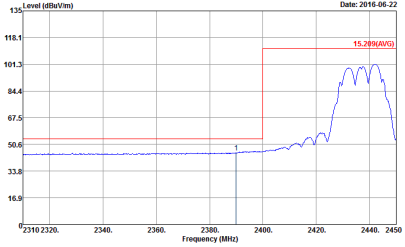
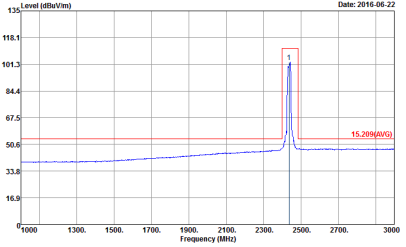


WIFI	2.4GHz 2400~2483.5MHz Band Edge @ 3m	
ANT	802.11g CH06 2437MHz - L	
1+2	Horizontal	Fundamental
Peak	 <p>Date: 2016-06-22 15.209(PK)</p> <p>Site : 03CH07-HY Condition : 15.209(PK) 3m HF-ANT_130829 HORIZONTAL RBW: 1000.000kHz VBW: 3000.000kHz SWT: Auto Detector : Peak Project : 660115 Mode : 13</p>	 <p>Date: 2016-06-22 15.209(PK)</p> <p>Site : 03CH07-HY Condition : 15.209(PK) 3m HF-ANT_130829 HORIZONTAL RBW: 1000.000kHz VBW: 3000.000kHz SWT: Auto Detector : Peak Project : 660115 Mode : 13</p>
Avg.	 <p>Date: 2016-06-22 15.209(AVG)</p> <p>Site : 03CH07-HY Condition : 15.209(AVG) 3m HF-ANT_130829 HORIZONTAL RBW: 1000.000kHz VBW: 1.000kHz SWT: Auto Detector : Peak Project : 660115 Mode : 13</p>	 <p>Date: 2016-06-22 15.209(AVG)</p> <p>Site : 03CH07-HY Condition : 15.209(AVG) 3m HF-ANT_130829 HORIZONTAL RBW: 1000.000kHz VBW: 1.000kHz SWT: Auto Detector : Peak Project : 660115 Mode : 13</p>



WIFI	2.4GHz 2400~2483.5MHz Band Edge @ 3m	
ANT	802.11g CH06 2437MHz - R	
1+2	Horizontal	
Peak	 <p>Date: 2016-06-22</p> <p>13.4 118.1 101.3 84.4 67.5 50.6 33.8 16.9</p> <p>2430 2440 2450 2460 2470 2480 2490 2500</p> <p>Level (dBuV/m)</p> <p>Frequency (MHz)</p> <p>15.209(PEAK)</p> <p>Site : 03CH074HY Condition : 15.209(PEAK) 3m HF-ANT_130829 HORIZONTAL RBW: 1000.000kHz VBW: 3000.000kHz SWT: Auto Detector : Peak Project : 660115 Mode : 13</p>	
Avg.	 <p>Date: 2016-06-22</p> <p>13.4 118.1 101.3 84.4 67.5 50.6 33.8 16.9</p> <p>2430 2440 2450 2460 2470 2480 2490 2500</p> <p>Level (dBuV/m)</p> <p>Frequency (MHz)</p> <p>15.209(AVG)</p> <p>Site : 03CH074HY Condition : 15.209(AVG) 3m HF-ANT_130829 HORIZONTAL RBW: 1000.000kHz VBW: 1.000kHz SWT: Auto Detector : Peak Project : 660115 Mode : 13</p>	

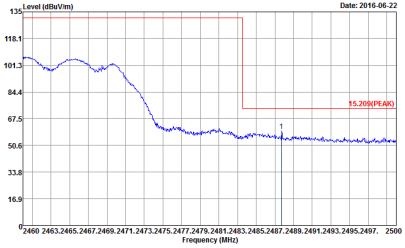
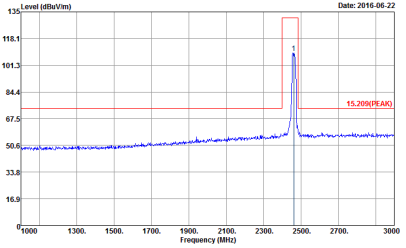
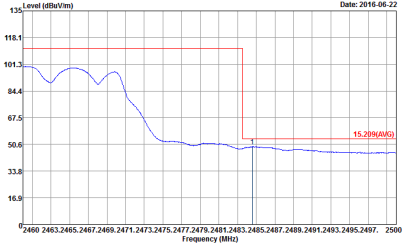
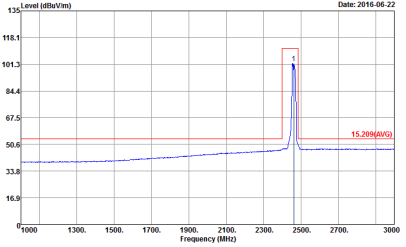


WIFI	2.4GHz 2400~2483.5MHz Band Edge @ 3m	
ANT	802.11g CH06 2437MHz - L	
1+2	Vertical	Fundamental
Peak	 <p>Site : 03CH07-HY Condition : 15.209(PK) 3m HF-ANT_130829 VERTICAL RBW: 1000.000kHz VBW: 3000.000kHz SWT: Auto Detector : Peak Project : 660115 Mode : 13</p>	 <p>Site : 03CH07-HY Condition : 15.209(PK) 3m HF-ANT_130829 VERTICAL RBW: 1000.000kHz VBW: 3000.000kHz SWT: Auto Detector : Peak Project : 660115 Mode : 13</p>
Avg.	 <p>Site : 03CH07-HY Condition : 15.209(AVG) 3m HF-ANT_130829 VERTICAL RBW: 1000.000kHz VBW: 1.000kHz SWT: Auto Detector : Peak Project : 660115 Mode : 13</p>	 <p>Site : 03CH07-HY Condition : 15.209(AVG) 3m HF-ANT_130829 VERTICAL RBW: 1000.000kHz VBW: 1.000kHz SWT: Auto Detector : Peak Project : 660115 Mode : 13</p>

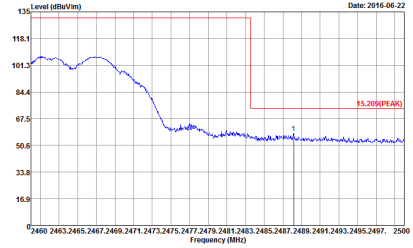
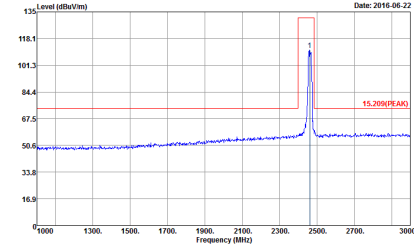
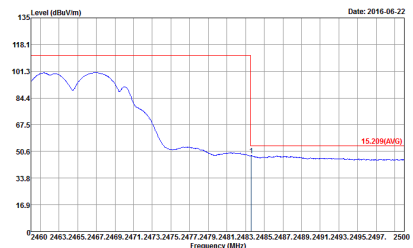
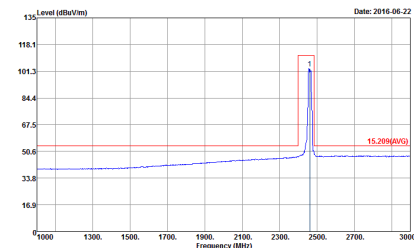


WIFI	2.4GHz 2400~2483.5MHz Band Edge @ 3m	
ANT	802.11g CH06 2437MHz - R	
1+2	Vertical	
Peak	<p>Site : 03CH07-HY Condition : 15.209(PEAK) 3m HF-ANT_130829 VERTICAL RBW: 1000.000kHz VBW: 3000.000kHz SWT: Auto Detector : Peak Project : 660115 Mode : 13</p>	
Avg.	<p>Site : 03CH07-HY Condition : 15.209(AVG) 3m HF-ANT_130829 VERTICAL RBW: 1000.000kHz VBW: 1.000kHz SWT: Auto Detector : Peak Project : 660115 Mode : 13</p>	



WIFI	2.4GHz 2400~2483.5MHz Band Edge @ 3m	
ANT	802.11g CH11 2462MHz	
1+2	Horizontal	Fundamental
Peak	 <p>Site : 03CH07-HY Condition : 15.209(PK) 3m HF-ANT_130829 HORIZONTAL RBW: 1000.000kHz VBW: 3000.000kHz SWT: Auto Detector : Peak Project : 660115 Mode : 14</p>	 <p>Site : 03CH07-HY Condition : 15.209(PK) 3m HF-ANT_130829 HORIZONTAL RBW: 1000.000kHz VBW: 3000.000kHz SWT: Auto Detector : Peak Project : 660115 Mode : 14</p>
Avg.	 <p>Site : 03CH07-HY Condition : 15.209(AVG) 3m HF-ANT_130829 HORIZONTAL RBW: 1000.000kHz VBW: 1.000kHz SWT: Auto Detector : Peak Project : 660115 Mode : 14</p>	 <p>Site : 03CH07-HY Condition : 15.209(AVG) 3m HF-ANT_130829 HORIZONTAL RBW: 1000.000kHz VBW: 1.000kHz SWT: Auto Detector : Peak Project : 660115 Mode : 14</p>



WIFI	2.4GHz 2400~2483.5MHz Band Edge @ 3m	
ANT	802.11g CH11 2462MHz	
1+2	Vertical	Fundamental
Peak	 <p>Date: 2016-06-22</p> <p>13.5 118.1 101.3 84.4 67.5 50.6 33.8 16.9</p> <p>2460 2463.2465.2467.2469.2471.2473.2475.2477.2479.2481.2483.2485.2487.2489.2491.2493.2495.2497. 2500</p> <p>Frequency (MHz)</p> <p>Site : 03CH07-HY Condition : 15.209(PK) 3m HF-ANT_130829 VERTICAL RBW: 1000.000kHz VBW: 3000.000kHz SWT: Auto Detector : Peak Project : 660115 Mode : 14</p>	 <p>Date: 2016-06-22</p> <p>13.5 118.1 101.3 84.4 67.5 50.6 33.8 16.9</p> <p>1000 1300 1500 1700 1900 2100 2300 2500 2700 3000</p> <p>Frequency (MHz)</p> <p>Site : 03CH07-HY Condition : 15.209(PK) 3m HF-ANT_130829 VERTICAL RBW: 1000.000kHz VBW: 3000.000kHz SWT: Auto Detector : Peak Project : 660115 Mode : 14</p>
Avg.	 <p>Date: 2016-06-22</p> <p>13.5 118.1 101.3 84.4 67.5 50.6 33.8 16.9</p> <p>2460 2463.2465.2467.2469.2471.2473.2475.2477.2479.2481.2483.2485.2487.2489.2491.2493.2495.2497. 2500</p> <p>Frequency (MHz)</p> <p>Site : 03CH07-HY Condition : 15.209(AVG) 3m HF-ANT_130829 VERTICAL RBW: 1000.000kHz VBW: 1.000kHz SWT: Auto Detector : Peak Project : 660115 Mode : 14</p>	 <p>Date: 2016-06-22</p> <p>13.5 118.1 101.3 84.4 67.5 50.6 33.8 16.9</p> <p>1000 1300 1500 1700 1900 2100 2300 2500 2700 3000</p> <p>Frequency (MHz)</p> <p>Site : 03CH07-HY Condition : 15.209(AVG) 3m HF-ANT_130829 VERTICAL RBW: 1000.000kHz VBW: 1.000kHz SWT: Auto Detector : Peak Project : 660115 Mode : 14</p>

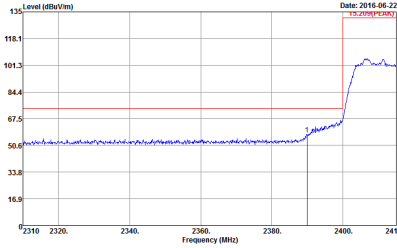
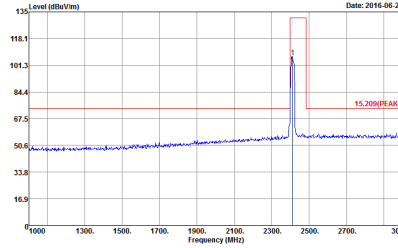
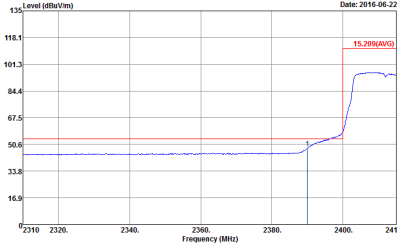
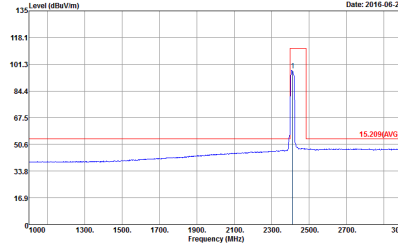


2.4GHz 2400~2483.5MHz

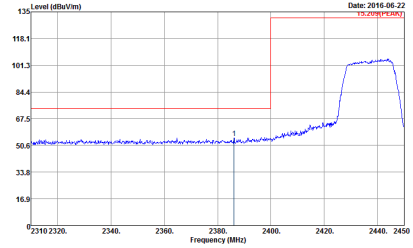
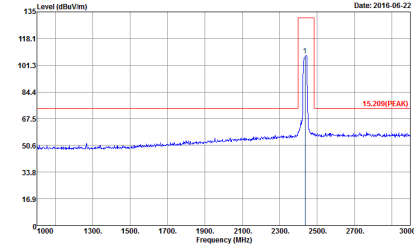
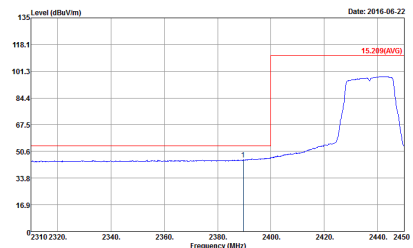
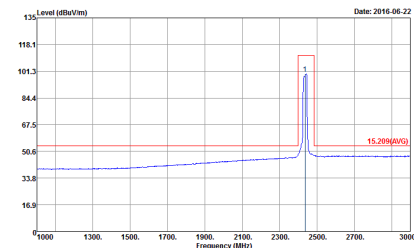
WIFI 802.11ac VHT20 (Band Edge @ 3m)

WIFI	2.4GHz 2400~2483.5MHz Band Edge @ 3m	
ANT	802.11ac VHT20 CH01 2412MHz	
1+2	Horizontal	Fundamental
Peak	<p>Site : 03CH07-HY Condition : 15.209(Peak) 3m HF-ANT_130829 HORIZONTAL Detector : Peak Project : 660115 Mode : 15</p>	<p>Site : 03CH07-HY Condition : 15.209(Peak) 3m HF-ANT_130829 HORIZONTAL Detector : Peak Project : 660115 Mode : 15</p>
Avg.	<p>Site : 03CH07-HY Condition : 15.209(AVG) 3m HF-ANT_130829 HORIZONTAL Detector : Peak Project : 660115 Mode : 15</p>	<p>Site : 03CH07-HY Condition : 15.209(AVG) 3m HF-ANT_130829 HORIZONTAL Detector : Peak Project : 660115 Mode : 15</p>



WIFI	2.4GHz 2400~2483.5MHz Band Edge @ 3m	
ANT	802.11ac VHT20 CH01 2412MHz	
1+2	Vertical	Fundamental
Peak	 <p>Site : 03CH07-HY Condition : 15.209(Peak) 3m HF-ANT_130829 VERTICAL RBW: 1000.000kHz VBW: 3000.000kHz SWT: Auto Detector : Peak Project : 660115 Mode : 15</p>	 <p>Site : 03CH07-HY Condition : 15.209(Peak) 3m HF-ANT_130829 VERTICAL RBW: 1000.000kHz VBW: 3000.000kHz SWT: Auto Detector : Peak Project : 660115 Mode : 15</p>
Avg.	 <p>Site : 03CH07-HY Condition : 15.209(AVG) 3m HF-ANT_130829 VERTICAL RBW: 1000.000kHz VBW: 1.000kHz SWT: Auto Detector : Peak Project : 660115 Mode : 15</p>	 <p>Site : 03CH07-HY Condition : 15.209(AVG) 3m HF-ANT_130829 VERTICAL RBW: 1000.000kHz VBW: 1.000kHz SWT: Auto Detector : Peak Project : 660115 Mode : 15</p>

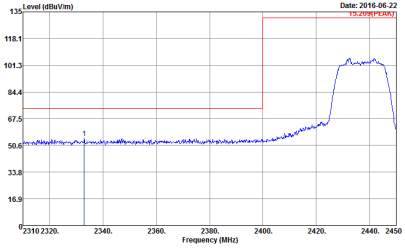
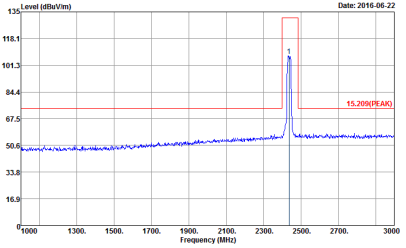
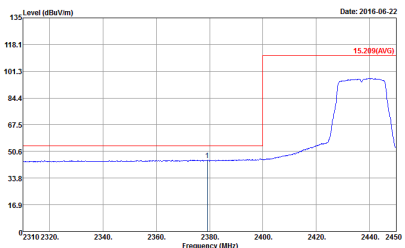
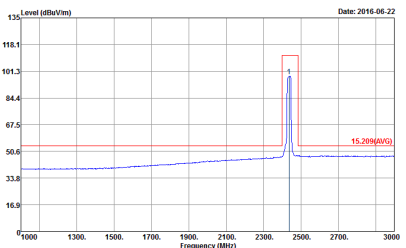


WIFI	2.4GHz 2400~2483.5MHz Band Edge @ 3m	
ANT	802.11ac VHT20 CH06 2437MHz - L	
1+2	Horizontal	Fundamental
Peak	 <p>Date: 2016-06-22 15.209(PK)</p> <p>Site : 03CH07-HY Condition : 15.209(PK) 3m HF-ANT_130829 HORIZONTAL RBW: 1000.000kHz VBW: 3000.000kHz SWT: Auto Detector : Peak Project : 660115 Mode : 16</p>	 <p>Date: 2016-06-22 15.209(PK)</p> <p>Site : 03CH07-HY Condition : 15.209(PK) 3m HF-ANT_130829 HORIZONTAL RBW: 1000.000kHz VBW: 3000.000kHz SWT: Auto Detector : Peak Project : 660115 Mode : 16</p>
Avg.	 <p>Date: 2016-06-22 15.289(AVG)</p> <p>Site : 03CH07-HY Condition : 15.289(AVG) 3m HF-ANT_130829 HORIZONTAL RBW: 1000.000kHz VBW: 1.000kHz SWT: Auto Detector : Peak Project : 660115 Mode : 16</p>	 <p>Date: 2016-06-22 15.289(AVG)</p> <p>Site : 03CH07-HY Condition : 15.289(AVG) 3m HF-ANT_130829 HORIZONTAL RBW: 1000.000kHz VBW: 1.000kHz SWT: Auto Detector : Peak Project : 660115 Mode : 16</p>



WIFI	2.4GHz 2400~2483.5MHz Band Edge @ 3m	
ANT	802.11ac VH20 CH06 2437MHz - R	
1+2	Horizontal	
Peak	<p>Site : 03CH074HY Condition : 15.209(PEAK) 3m HF-ANT_130829 HORIZONTAL Detector : Peak Project : 660115 Mode : 16</p>	
Avg.	<p>Site : 03CH074HY Condition : 15.209(AVG) 3m HF-ANT_130829 HORIZONTAL Detector : Peak Project : 660115 Mode : 16</p>	

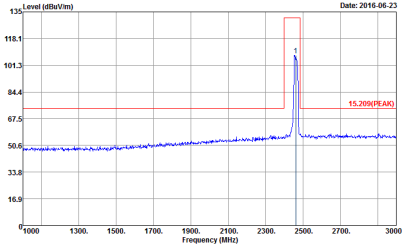
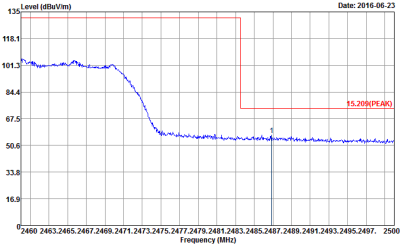
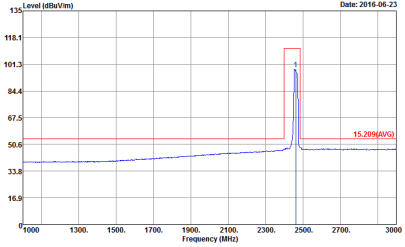
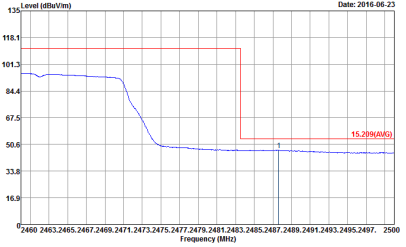


WIFI	2.4GHz 2400~2483.5MHz Band Edge @ 3m	
ANT	802.11ac VH20 CH06 2437MHz - L	
1+2	Vertical	Fundamental
Peak	 <p>Site : 03CH07-HY Condition : 15.209(PK) 3m HF-ANT_130829 VERTICAL RBW: 1000.000kHz VBW: 3000.000kHz SWT: Auto Detector : Peak Project : 660115 Mode : 16</p>	 <p>Site : 03CH07-HY Condition : 15.209(PK) 3m HF-ANT_130829 VERTICAL RBW: 1000.000kHz VBW: 3000.000kHz SWT: Auto Detector : Peak Project : 660115 Mode : 16</p>
Avg.	 <p>Site : 03CH07-HY Condition : 15.209(AVG) 3m HF-ANT_130829 VERTICAL RBW: 1000.000kHz VBW: 1.000kHz SWT: Auto Detector : Peak Project : 660115 Mode : 16</p>	 <p>Site : 03CH07-HY Condition : 15.209(AVG) 3m HF-ANT_130829 VERTICAL RBW: 1000.000kHz VBW: 1.000kHz SWT: Auto Detector : Peak Project : 660115 Mode : 16</p>

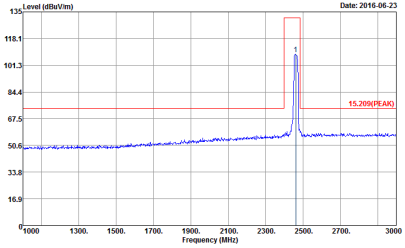
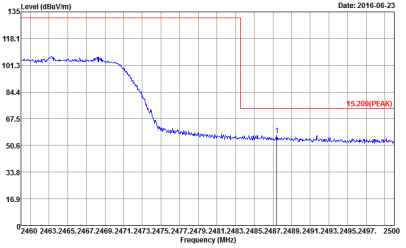
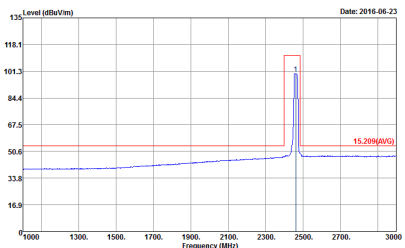
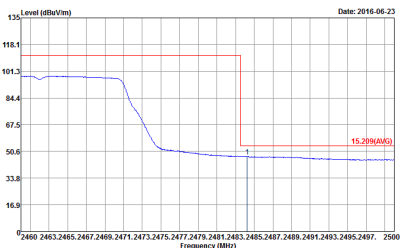


WIFI	2.4GHz 2400~2483.5MHz Band Edge @ 3m	
ANT	802.11ac VH20 CH06 2437MHz - R	
1+2	Vertical	
Peak	<p>Site : 03CH074HY Condition : 15.209/PEAK) 3m HF-ANT_130829 VERTICAL RBW: 1000.000KHz VBW: 3000.000KHz SWT: Auto Detector : Peak Project : 660115 Mode : 16</p>	
Avg.	<p>Site : 03CH074HY Condition : 15.209/AVG) 3m HF-ANT_130829 VERTICAL RBW: 1000.000KHz VBW: 1.000KHz SWT: Auto Detector : Peak Project : 660115 Mode : 16</p>	



WIFI	2.4GHz 2400~2483.5MHz Band Edge @ 3m	
ANT	802.11ac VH20 CH11 2462MHz	
1+2	Horizontal	Fundamental
Peak	 <p>Site : 03CH07-HY Condition : 15.209(Peak) 3m HF-ANT_130829 HORIZONTAL RBW: 1000.000kHz VBW: 3000.000kHz SWT: Auto Detector : Peak Project : 660115 Mode : 17</p>	 <p>Site : 03CH07-HY Condition : 15.209(Peak) 3m HF-ANT_130829 HORIZONTAL RBW: 1000.000kHz VBW: 3000.000kHz SWT: Auto Detector : Peak Project : 660115 Mode : 17</p>
Avg.	 <p>Site : 03CH07-HY Condition : 15.209(AVG) 3m HF-ANT_130829 HORIZONTAL RBW: 1000.000kHz VBW: 1.000kHz SWT: Auto Detector : Peak Project : 660115 Mode : 17</p>	 <p>Site : 03CH07-HY Condition : 15.209(AVG) 3m HF-ANT_130829 HORIZONTAL RBW: 1000.000kHz VBW: 1.000kHz SWT: Auto Detector : Peak Project : 660115 Mode : 17</p>



WIFI	2.4GHz 2400~2483.5MHz Band Edge @ 3m	
ANT	802.11ac VH20 CH11 2462MHz	
1+2	Vertical	Fundamental
Peak	 <p>Site : 03CH07-HY Condition : 15.209(Peak) 3m HF-ANT_130829 VERTICAL RBW: 1000.000kHz VBW: 3000.000kHz SWT: Auto Detector : Peak Project : 660115 Mode : 17</p>	 <p>Site : 03CH07-HY Condition : 15.209(Peak) 3m HF-ANT_130829 VERTICAL RBW: 1000.000kHz VBW: 3000.000kHz SWT: Auto Detector : Peak Project : 660115 Mode : 17</p>
Avg.	 <p>Site : 03CH07-HY Condition : 15.209(AVG) 3m HF-ANT_130829 VERTICAL RBW: 1000.000kHz VBW: 1.000kHz SWT: Auto Detector : Peak Project : 660115 Mode : 17</p>	 <p>Site : 03CH07-HY Condition : 15.209(AVG) 3m HF-ANT_130829 VERTICAL RBW: 1000.000kHz VBW: 1.000kHz SWT: Auto Detector : Peak Project : 660115 Mode : 17</p>