



# FCC RADIO TEST REPORT

FCC ID : UZ7ET51CT  
Equipment : Tablet  
Brand Name : Zebra  
Model Name : ET51CT  
Applicant : Zebra Technologies Corporation  
1 Zebra Plaza, Holtsville, NY 11742  
Manufacturer : Zebra Technologies Corporation  
1 Zebra Plaza, Holtsville, NY 11742  
Standard : FCC Part 15 Subpart E §15.407

The product was received on Jun. 16, 2019 and testing was started from Jun. 21, 2019 and completed on Jul. 29, 2019. We, SPORTON INTERNATIONAL INC., EMC & Wireless Communications Laboratory, would like to declare that the tested sample has been evaluated in accordance with the test procedures and has been in compliance with the applicable technical standards.

The report must not be used by the client to claim product certification, approval, or endorsement by TAF or any agency of government.

The test results in this report apply exclusively to the tested model / sample. Without written approval of SPORTON INTERNATIONAL INC. EMC & Wireless Communications Laboratory, the test report shall not be reproduced except in full.

Approved by: Louis Wu

**SPORTON INTERNATIONAL INC. EMC & Wireless Communications Laboratory**  
No. 52, Huaya 1st Rd., Guishan Dist., Taoyuan City, Taiwan (R.O.C.)



## Table of Contents

History of this test report.....	3
Summary of Test Result.....	4
<b>1 General Description .....</b>	<b>5</b>
1.1 Product Feature of Equipment Under Test.....	5
1.2 Modification of EUT .....	5
1.3 Product Specification of Equipment Under Test.....	6
1.4 Testing Location .....	9
1.5 Applicable Standards.....	9
<b>2 Test Configuration of Equipment Under Test .....</b>	<b>10</b>
2.1 Carrier Frequency and Channel .....	10
2.2 Test Mode.....	11
2.3 Connection Diagram of Test System.....	24
2.4 Support Unit used in test configuration and system .....	25
2.5 EUT Operation Test Setup .....	25
2.6 Measurement Results Explanation Example.....	25
<b>3 Test Result .....</b>	<b>26</b>
3.1 26dB & 99% Occupied Bandwidth Measurement .....	26
3.2 Maximum Conducted Output Power Measurement .....	34
3.3 Power Spectral Density Measurement .....	41
3.4 Unwanted Emissions Measurement.....	49
3.5 AC Conducted Emission Measurement.....	55
3.6 Automatically Discontinue Transmission .....	57
3.7 Antenna Requirements .....	58
<b>4 List of Measuring Equipment.....</b>	<b>60</b>
<b>5 Uncertainty of Evaluation .....</b>	<b>62</b>
<b>Appendix A. AC Conducted Emission Test Result</b>	
<b>Appendix B. Radiated Spurious Emission</b>	
<b>Appendix C. Radiated Spurious Emission Plots</b>	
<b>Appendix D. Duty Cycle Plots</b>	
<b>Appendix E. Setup Photographs</b>	





### Summary of Test Result

Report Clause	Ref Std. Clause	Test Items	Result (PASS/FAIL)	Remark
3.1	15.403(i)	26dB Bandwidth	Pass	-
3.1	2.1049	99% Occupied Bandwidth	Reporting only	-
3.2	15.407(a)	Maximum Conducted Output Power	Pass	-
3.3	15.407(a)	Power Spectral Density	Pass	-
3.4	15.407(b)	Unwanted Emissions	Pass	Under limit 1.11 dB at 5726.675 MHz
3.5	15.207	AC Conducted Emission	Pass	Under limit 7.20 dB at 13.560 MHz
3.6	15.407(c)	Automatically Discontinue Transmission	Pass	-
3.7	15.203 15.407(a)	Antenna Requirement	Pass	-

<b>Declaration of Conformity:</b>
The test results with all measurement uncertainty excluded are presented in accordance with the regulation limits or requirements declared by manufacturers.
<b>Comments and Explanations:</b>
The declared of product specification for EUT presented in the report are provided by the manufacturer, and the manufacturer takes all the responsibilities for the accuracy of product specification.

**Reviewed by: Wii Chang**  
**Report Producer: Ann Lee**



# 1 General Description

## 1.1 Product Feature of Equipment Under Test

Product Feature	
Equipment	Tablet
Brand Name	Zebra
Model Name	ET51CT
FCC ID	UZ7ET51CT
EUT supports Radios application	NFC WLAN 11a/b/g/n HT20/HT40 WLAN 11ac VHT20/VHT40/VHT80 Bluetooth BR/EDR/LE
HW Version	DV2
SW Version	Android version 8.1.0
FW Version	01-20-16-00-OG-U00-PRD
FW Version for TXBF	01-20-19-00-OG-U00-PLT
MFD	19JUN20
EUT Stage	Identical Prototype

Remark: The above EUT's information was declared by manufacturer.

Specification of Accessories				
Spare Standard Battery 36.75Wh	Brand Name	Zebra	Model Name	BT-000394

Supported Unit Used in Test Configuration and System				
Cradle (Dock) for EMC	Brand Name	Zebra	Part Number	CRD-ET5X-1SCG1
Cradle (Dock) for RSE	Brand Name	Zebra	Part Number	CHG-ET5X-CBL1-01
Adapter	Brand Name	Zebra	Part Number	PWRBGA12V50W0WW
DC Cable	Brand Name	Zebra	Part Number	CBL-DC-388A1-01

## 1.2 Modification of EUT

No modifications are made to the EUT during all test items.



### 1.3 Product Specification of Equipment Under Test

Standards-related Product Specification	
<b>Tx/Rx Frequency Range</b>	5180 MHz ~ 5240 MHz 5260 MHz ~ 5320 MHz 5500 MHz ~ 5720 MHz
<b>Maximum Output Power to Antenna &lt;CDD Mode&gt;</b>	<p><b>&lt;5180 MHz ~ 5240 MHz&gt;</b></p> <p><b>&lt;Ant. 1&gt;</b>  802.11a : 19.70 dBm / 0.0933 W  802.11n HT20 : 19.80 dBm / 0.0955 W  802.11n HT40 : 18.70 dBm / 0.0741 W  802.11ac VHT20: 19.90 dBm / 0.0977 W  802.11ac VHT40: 18.90 dBm / 0.0776 W  802.11ac VHT80: 16.80 dBm / 0.0479 W</p> <p><b>&lt;Ant. 2&gt;</b>  802.11a : 19.90 dBm / 0.0977 W  802.11n HT20 : 19.80 dBm / 0.0955 W  802.11n HT40 : 18.70 dBm / 0.0741 W  802.11ac VHT20: 19.90 dBm / 0.0977 W  802.11ac VHT40: 18.80 dBm / 0.0759 W  802.11ac VHT80: 16.60 dBm / 0.0457 W</p> <p><b>MIMO &lt;Ant. 1+2&gt;</b>  802.11a : 20.36 dBm / 0.1086 W  802.11n HT20 : 20.41 dBm / 0.1099 W  802.11n HT40 : 21.61 dBm / 0.1449 W  802.11ac VHT20: 20.36 dBm / 0.1086 W  802.11ac VHT40: 21.71 dBm / 0.1483 W  802.11ac VHT80: 18.86 dBm / 0.0769 W</p>
	<p><b>&lt;5260 MHz ~ 5320 MHz&gt;</b></p> <p><b>&lt;Ant. 1&gt;</b>  802.11a : 19.90 dBm / 0.0977 W  802.11n HT20 : 19.80 dBm / 0.0955 W  802.11n HT40 : 18.80 dBm / 0.0759 W  802.11ac VHT20: 19.90 dBm / 0.0977 W  802.11ac VHT40: 18.90 dBm / 0.0776 W  802.11ac VHT80: 14.50 dBm / 0.0282 W</p> <p><b>&lt;Ant. 2&gt;</b>  802.11a : 19.70 dBm / 0.0933 W  802.11n HT20 : 19.80 dBm / 0.0955 W  802.11n HT40 : 18.60 dBm / 0.0724 W  802.11ac VHT20: 19.90 dBm / 0.0977 W  802.11ac VHT40: 18.70 dBm / 0.0741 W  802.11ac VHT80: 14.60 dBm / 0.0288 W</p> <p><b>MIMO &lt;Ant. 1+2&gt;</b>  802.11a : 20.51 dBm / 0.1125 W  802.11n HT20 : 20.21 dBm / 0.1050 W  802.11n HT40 : 21.61 dBm / 0.1449 W  802.11ac VHT20: 20.31 dBm / 0.1074 W  802.11ac VHT40: 21.71 dBm / 0.1483 W  802.11ac VHT80: 15.26 dBm / 0.0336 W</p>



Standards-related Product Specification	
<p><b>Maximum Output Power to Antenna &lt;CDD Mode&gt;</b></p>	<p><b>&lt;5500 MHz ~ 5720 MHz&gt;</b>  <b>&lt;Ant. 1&gt;</b>            802.11a : 19.90 dBm / 0.0977 W            802.11n HT20 : 19.80 dBm / 0.0955 W            802.11n HT40 : 18.80 dBm / 0.0759 W            802.11ac VHT20: 19.90 dBm / 0.0977 W            802.11ac VHT40: 18.90 dBm / 0.0776 W            802.11ac VHT80: 19.30 dBm / 0.0851 W  <b>&lt;Ant. 2&gt;</b>            802.11a : 19.80 dBm / 0.0955 W            802.11n HT20 : 19.80 dBm / 0.0955 W            802.11n HT40 : 18.80 dBm / 0.0759 W            802.11ac VHT20: 19.90 dBm / 0.0977 W            802.11ac VHT40: 18.90 dBm / 0.0776 W            802.11ac VHT80: 19.20 dBm / 0.0832 W  <b>MIMO &lt;Ant. 1+2&gt;</b>            802.11a : 20.26 dBm / 0.1062 W            802.11n HT20 : 20.06 dBm / 0.1014 W            802.11n HT40 : 21.76 dBm / 0.1500 W            802.11ac VHT20: 20.16 dBm / 0.1038 W            802.11ac VHT40: 21.86 dBm / 0.1535 W            802.11ac VHT80: 22.31 dBm / 0.1702 W</p>
<p><b>Maximum Output Power to Antenna &lt;TXBF Mode&gt;</b></p>	<p><b>MIMO &lt;Ant. 1+2&gt;</b>  <b>&lt;5180 MHz ~ 5240 MHz&gt;</b>            802.11ac VHT20: 21.57 dBm / 0.1435 W            802.11ac VHT40: 21.42 dBm / 0.1387 W            802.11ac VHT80: 21.22 dBm / 0.1324 W  <b>&lt;5260 MHz ~ 5320 MHz&gt;</b>            802.11ac VHT20: 21.22 dBm / 0.1324 W            802.11ac VHT40: 21.43 dBm / 0.1390 W            802.11ac VHT80: 15.91 dBm / 0.0390 W  <b>&lt;5500 MHz ~ 5720 MHz&gt;</b>            802.11ac VHT20: 21.27 dBm / 0.1340 W            802.11ac VHT40: 21.67 dBm / 0.1469 W            802.11ac VHT80: 22.11 dBm / 0.1626 W</p>



Standards-related Product Specification													
99% Occupied Bandwidth <CDD Mode>	<p><b>&lt;Ant. 1&gt;</b>            802.11a : 16.85 MHz            802.11ac VHT20 : 18.00 MHz            802.11ac VHT40 : 36.70 MHz            802.11ac VHT80 : 76.92 MHz</p> <p><b>&lt;Ant. 2&gt;</b>            802.11a : 16.80 MHz            802.11ac VHT20 : 18.00 MHz            802.11ac VHT40 : 36.70 MHz            802.11ac VHT80 : 76.80 MHz</p> <p><b>MIMO &lt;Ant. 1&gt;</b>            802.11a : 16.75 MHz            802.11ac VHT20 : 17.95 MHz            802.11ac VHT40 : 36.60 MHz            802.11ac VHT80 : 77.04 MHz</p> <p><b>MIMO &lt;Ant. 2&gt;</b>            802.11a : 16.70 MHz            802.11ac VHT20 : 17.85 MHz            802.11ac VHT40 : 36.60 MHz            802.11ac VHT80 : 76.80 MHz</p>												
99% Occupied Bandwidth <TXBF Mode>	<p><b>MIMO &lt;Ant. 1&gt;</b>            802.11ac VHT20 : 18.05 MHz            802.11ac VHT40 : 37.10 MHz            802.11ac VHT80 : 77.52 MHz</p> <p><b>MIMO &lt;Ant. 2&gt;</b>            802.11ac VHT20 : 18.05 MHz            802.11ac VHT40 : 37.10 MHz            802.11ac VHT80 : 77.52 MHz</p>												
Antenna Type / Gain	<p><b>&lt;5180 MHz ~ 5240 MHz&gt;</b>            &lt;Ant. 1&gt; : Chip Antenna with gain 3.73 dBi            &lt;Ant. 2&gt; : Chip Antenna with gain 1.72 dBi</p> <p><b>&lt;5260 MHz ~ 5320 MHz&gt;</b>            &lt;Ant. 1&gt; : Chip Antenna with gain 3.84 dBi            &lt;Ant. 2&gt; : Chip Antenna with gain 1.75 dBi</p> <p><b>&lt;5500 MHz ~ 5720 MHz&gt;</b>            &lt;Ant. 1&gt; : Chip Antenna with gain 3.25 dBi            &lt;Ant. 2&gt; : Chip Antenna with gain 2.54 dBi</p>												
Type of Modulation	802.11a/n : OFDM (BPSK/QPSK/16QAM/64QAM) 802.11ac : OFDM (BPSK/QPSK/16QAM/64QAM/256QAM)												
Antenna Function Description	<table border="1"> <thead> <tr> <th></th> <th>Ant. 1</th> <th>Ant. 2</th> </tr> </thead> <tbody> <tr> <td>802.11 a/n/ac</td> <td>V</td> <td>V</td> </tr> <tr> <td>802.11 a/n/ac MIMO</td> <td>V</td> <td>V</td> </tr> <tr> <td>802.11 ac TXBF</td> <td>V</td> <td>V</td> </tr> </tbody> </table>		Ant. 1	Ant. 2	802.11 a/n/ac	V	V	802.11 a/n/ac MIMO	V	V	802.11 ac TXBF	V	V
	Ant. 1	Ant. 2											
802.11 a/n/ac	V	V											
802.11 a/n/ac MIMO	V	V											
802.11 ac TXBF	V	V											

**Note:** MIMO Ant. 1+2 is a calculated result from sum of the power MIMO Ant. 1 and MIMO Ant. 2.





### 1.4 Testing Location

<b>Test Site</b>	SPORTON INTERNATIONAL INC. EMC & Wireless Communications Laboratory	
<b>Test Site Location</b>	No.52, Huaya 1st Rd., Guishan Dist., Taoyuan City, Taiwan (R.O.C.) TEL: +886-3-327-3456 FAX: +886-3-328-4978	
<b>Test Site No.</b>	<b>Sporton Site No.</b>	
	TH05-HY	CO05-HY

**Note:** The test site complies with ANSI C63.4 2014 requirement.

<b>Test Site</b>	SPORTON INTERNATIONAL INC. EMC & Wireless Communications Laboratory	
<b>Test Site Location</b>	No.58, Aly. 75, Ln. 564, Wenhua 3rd, Rd., Guishan Dist., Taoyuan City, Taiwan (R.O.C.) TEL: +886-3-327-0868 FAX: +886-3-327-0855	
<b>Test Site No.</b>	<b>Sporton Site No.</b>	
	03CH15-HY	

**Note:** The test site complies with ANSI C63.4 2014 requirement.

FCC designation No.: TW1190 and TW0007

### 1.5 Applicable Standards

According to the specifications of the manufacturer, the EUT must comply with the requirements of the following standards:

- ♦ FCC Part 15 Subpart E
- ♦ FCC KDB 789033 D02 General UNII Test Procedures New Rules v02r01.
- ♦ FCC KDB 414788 D01 Radiated Test Site v01r01.
- ♦ FCC KDB 662911 D01 Multiple Transmitter Output v02r01.
- ♦ ANSI C63.10-2013

**Remark:**

1. All test items were verified and recorded according to the standards and without any deviation during the test.
2. This EUT has also been tested and complied with the requirements of FCC Part 15, Subpart B, recorded in a separate test report.



## 2 Test Configuration of Equipment Under Test

- a. The EUT has been associated with peripherals and configuration operated in a manner tended to maximize its emission characteristics in a typical application. Frequency range investigated: conduction emission (150 kHz to 30 MHz), radiation emission (9 kHz to the 10th harmonic of the highest fundamental frequency or to 40 GHz, whichever is lower). For radiated measurement, pre-scanned in three orthogonal panels, X, Y, Z. The worst cases (X plane) were recorded in this report.
- b. AC power line Conducted Emission was tested under maximum output power.

### 2.1 Carrier Frequency and Channel

Frequency Band	Channel	Freq. (MHz)	Channel	Freq. (MHz)
5150-5250 MHz Band 1 (U-NII-1)	36	5180	44	5220
	38*	5190	46*	5230
	40	5200	48	5240
	42#	5210		

Frequency Band	Channel	Freq. (MHz)	Channel	Freq. (MHz)
5250-5350 MHz Band 2 (U-NII-2A)	52	5260	60	5300
	54*	5270	62*	5310
	56	5280	64	5320
	58#	5290		

Frequency Band	Channel	Freq. (MHz)	Channel	Freq. (MHz)
5470-5725 MHz Band 3 (U-NII-2C)	100	5500	112	5560
	102*	5510	116	5580
	104	5520	132	5660
	106#	5530	134*	5670
	108	5540	136	5680
	110*	5550	140	5700

Frequency Band	Channel	Freq. (MHz)	Channel	Freq. (MHz)
TDWR Channel	118*	5590	124	5620
	120	5600	126*	5630
	122#	5610	128	5640



Frequency Band	Channel	Freq. (MHz)	Channel	Freq. (MHz)
Straddle Channel	138 <sup>#</sup>	5690	144	5720
	142 <sup>*</sup>	5710		

Note:

1. The above Frequency and Channel in "\*" were 802.11n HT40 and 802.11ac VHT40.
2. The above Frequency and Channel in "#" were 802.11ac VHT80.

## 2.2 Test Mode

Final test modes are considering the modulation and worse data rates as below table.

### Single Mode

Modulation	Data Rate
802.11a	6 Mbps
802.11n HT20 (Covered by VHT20)	MCS0
802.11n HT40 (Covered by VHT40)	MCS0
802.11ac VHT20	MCS0
802.11ac VHT40	MCS0
802.11ac VHT80	MCS0

### MIMO Mode

Modulation	Data Rate
802.11a	6 Mbps
802.11n HT20 (Covered by VHT20)	MCS0
802.11n HT40 (Covered by VHT40)	MCS0
802.11ac VHT20	MCS0
802.11ac VHT40	MCS0
802.11ac VHT80	MCS0

### TXBF Mode

Modulation	Data Rate
802.11ac VHT20	MCS0
802.11ac VHT40	MCS0
802.11ac VHT80	MCS0



<b>Test Cases</b>	
<b>AC Conducted Emission</b>	Mode 1 : WLAN (5GHz) Link + Bluetooth Link + USB Type C Cable with LCD Monitor + Adapter (PWRBGA12V50W0WW) with DC cable (CBL-DC-388A1-01) + Rear Camera + NFC On + SD Card (Play MP3) + Dock (CRD-ET5X-1SCG1) (Charging with EUT)

**<CDD Mode>**

Ch. #		Band I : 5150-5250 MHz	Band II : 5250-5350 MHz	Band III : 5470-5725MHz
		802.11a	802.11a	802.11a
L	Low	36	52	100
M	Middle	44	60	116
H	High	48	64	140
Straddle		-	-	144

Ch. #		Band I : 5150-5250 MHz	Band II : 5250-5350 MHz	Band III : 5470-5725MHz
		802.11ac VHT20	802.11ac VHT20	802.11ac VHT20
L	Low	36	52	100
M	Middle	44	60	116
H	High	48	64	140
Straddle		-	-	144

Ch. #		Band I : 5150-5250 MHz	Band II : 5250-5350 MHz	Band III : 5470-5725MHz
		802.11ac VHT40	802.11ac VHT40	802.11ac VHT40
L	Low	38	54	102
M	Middle	-	-	110
H	High	46	62	134
Straddle		-	-	142

Ch. #		Band I : 5150-5250 MHz	Band II : 5250-5350 MHz	Band III : 5470-5725MHz
		802.11ac VHT80	802.11ac VHT80	802.11ac VHT80
L	Low	-	-	106
M	Middle	42	58	-
H	High	-	-	-
Straddle		-	-	138



<TXBF Mode>

Ch. #		Band I : 5150-5250 MHz	Band II : 5250-5350 MHz	Band III : 5470-5725MHz
		802.11ac VHT20	802.11ac VHT20	802.11ac VHT20
L	Low	36	52	100
M	Middle	44	60	116
H	High	48	64	140
Straddle		-	-	144

Ch. #		Band I : 5150-5250 MHz	Band II : 5250-5350 MHz	Band III : 5470-5725MHz
		802.11ac VHT40	802.11ac VHT40	802.11ac VHT40
L	Low	38	54	102
M	Middle	-	-	110
H	High	46	62	134
Straddle		-	-	142

Ch. #		Band I : 5150-5250 MHz	Band II : 5250-5350 MHz	Band III : 5470-5725MHz
		802.11ac VHT80	802.11ac VHT80	802.11ac VHT80
L	Low	-	-	106
M	Middle	42	58	-
H	High	-	-	122
Straddle		-	-	138



<CDD Mode>

<Ant. 1>

802.11a RF Output Power (dBm)										
Power vs. Channel			Power vs Data Rate							
Channel	Frequency (MHz)	Data Rate (bps)	Channel	Data Rate (bps)						
		6M		9M	12M	18M	24M	36M	48M	54M
CH 036	5180	19.60	CH 048	19.60	19.60	19.60	19.60	19.40	19.50	19.50
CH 044	5220	19.60								
CH 048	5240	19.70								
CH 052	5260	19.90	CH 052	19.80	19.80	19.70	19.80	19.60	19.70	19.70
CH 060	5300	19.60								
CH 064	5320	19.80								
CH 100	5500	19.60	CH 116	19.80	19.80	19.70	19.80	19.80	19.70	19.80
CH 116	5580	19.90								
CH 140	5700	19.70								
*CH 144	5720	19.70								

Note: The above Frequency and Channel in "\*" were straddle Channel.

802.11n HT20 RF Output Power (dBm)										
Power vs. Channel			Power vs Data Rate							
Channel	Frequency (MHz)	MCS Index	Channel	MCS Index						
		MCS0		MCS1	MCS2	MCS3	MCS4	MCS5	MCS6	MCS7
CH 036	5180	19.80	CH 036	19.70	19.70	19.70	19.70	19.70	19.70	19.70
CH 044	5220	19.70								
CH 048	5240	19.60								
CH 052	5260	19.80	CH 052	19.70	19.70	19.60	19.60	19.70	19.70	19.70
CH 060	5300	19.70								
CH 064	5320	19.60								
CH 100	5500	19.80	CH 100	19.70	19.70	19.70	19.60	19.70	19.70	19.70
CH 116	5580	19.60								
CH 140	5700	19.60								
*CH 144	5720	19.60								

Note: The above Frequency and Channel in "\*" were straddle Channel.



802.11n HT40 RF Output Power (dBm)										
Power vs. Channel			Power vs Data Rate							
Channel	Frequency (MHz)	MCS Index	Channel	MCS Index						
		MCS0		MCS1	MCS2	MCS3	MCS4	MCS5	MCS6	MCS7
CH 038	5190	16.80	CH 046	18.60	18.60	18.60	18.60	18.60	18.60	18.60
CH 046	5230	18.70		18.60	18.60	18.60	18.60	18.60	18.60	18.60
CH 054	5270	18.80	CH 054	18.70	18.70	18.70	18.70	18.70	18.70	18.60
CH 062	5310	15.90		18.70	18.70	18.70	18.70	18.70	18.70	18.60
CH 102	5510	18.60	CH 134	18.70	18.70	18.60	18.70	18.70	18.70	18.70
CH 110	5550	18.60								
CH 134	5670	18.80								
*CH 142	5710	18.70								

Note: The above Frequency and Channel in "\*" were straddle Channel.

802.11ac VHT20 RF Output Power (dBm)										
Power vs. Channel			Power vs Data Rate							
Channel	Frequency (MHz)	MCS Index	Channel	MCS Index						
		MCS0		MCS1	MCS2	MCS3	MCS4	MCS5	MCS6	MCS7
CH 036	5180	19.90	CH 036	19.80	19.80	19.80	19.80	19.80	19.80	19.80
CH 044	5220	19.80								
CH 048	5240	19.70								
CH 052	5260	19.90	CH 052	19.80	19.80	19.80	19.80	19.70	19.80	19.80
CH 060	5300	19.80								
CH 064	5320	19.70								
CH 100	5500	19.90	CH 100	19.80	19.80	19.80	19.80	19.80	19.80	19.80
CH 116	5580	19.70								
CH 140	5700	19.70								
*CH 144	5720	19.70								

Note: The above Frequency and Channel in "\*" were straddle Channel.



802.11ac VHT40 RF Output Power (dBm)												
Power vs. Channel			Power vs Data Rate									
Channel	Frequency (MHz)	MCS Index	Channel	MCS Index								
		MCS0		MCS1	MCS2	MCS3	MCS4	MCS5	MCS6	MCS7	MCS8	MCS9
CH 038	5190	16.90	CH 046	18.80	18.80	18.80	18.80	18.80	18.80	18.80	18.80	18.80
CH 046	5230	18.90		18.80	18.80	18.80	18.80	18.80	18.80	18.80	18.80	18.80
CH 054	5270	18.90	CH 054	18.80	18.80	18.80	18.80	18.80	18.70	18.70	18.80	18.80
CH 062	5310	16.00		18.80	18.80	18.80	18.80	18.80	18.80	18.80	18.80	18.80
CH 102	5510	18.70	CH 134	18.80	18.80	18.80	18.80	18.80	18.80	18.80	18.80	18.80
CH 110	5550	18.70		18.80	18.80	18.80	18.80	18.80	18.80	18.80	18.80	18.80
CH 134	5670	18.90		18.80	18.80	18.80	18.80	18.80	18.80	18.80	18.80	18.80
*CH 142	5710	18.80		18.80	18.80	18.80	18.80	18.80	18.80	18.80	18.80	18.80

Note: The above Frequency and Channel in "\*" were straddle Channel.

802.11ac VHT80 RF Output Power (dBm)												
Power vs. Channel			Power vs Data Rate									
Channel	Frequency (MHz)	MCS Index	Channel	MCS Index								
		MCS0		MCS1	MCS2	MCS3	MCS4	MCS5	MCS6	MCS7	MCS8	MCS9
CH 042	5210	16.80	CH 042	16.70	16.70	16.70	16.70	16.70	16.70	16.70	16.70	16.70
CH 058	5290	14.50	CH 058	14.40	14.40	14.40	14.40	14.40	14.40	14.30	14.30	14.40
CH 106	5530	17.60	CH 138	19.20	19.20	19.10	19.10	19.10	19.20	19.20	19.20	19.20
CH 122	5610	19.20		19.20	19.20	19.10	19.10	19.10	19.20	19.20	19.20	19.20
*CH 138	5690	19.30		19.20	19.20	19.10	19.10	19.10	19.20	19.20	19.20	19.20

Note: The above Frequency and Channel in "\*" were straddle Channel.





<Ant. 2>

802.11a RF Output Power (dBm)										
Power vs. Channel			Power vs Data Rate							
Channel	Frequency (MHz)	Data Rate (bps)	Channel	Data Rate (bps)						
		6M		9M	12M	18M	24M	36M	48M	54M
CH 036	5180	19.60	CH 048	19.80	19.80	19.80	19.80	19.60	19.60	19.60
CH 044	5220	19.60								
CH 048	5240	19.90								
CH 052	5260	19.70	CH 052	19.60	19.60	19.60	19.60	19.40	19.30	19.30
CH 060	5300	19.60								
CH 064	5320	19.60								
CH 100	5500	19.60	CH 140	19.70	19.70	19.70	19.70	19.50	19.50	19.50
CH 116	5580	19.60								
CH 140	5700	19.80								
*CH 144	5720	19.70								

Note: The above Frequency and Channel in "\*" were straddle Channel.

802.11n HT20 RF Output Power (dBm)										
Power vs. Channel			Power vs Data Rate							
Channel	Frequency (MHz)	MCS Index	Channel	MCS Index						
		MCS0		MCS1	MCS2	MCS3	MCS4	MCS5	MCS6	MCS7
CH 036	5180	19.80	CH 036	19.70	19.60	19.70	19.70	19.60	19.60	19.70
CH 044	5220	19.70								
CH 048	5240	19.60								
CH 052	5260	19.50	CH 064	19.70	19.70	19.60	19.60	19.70	19.70	19.70
CH 060	5300	19.50								
CH 064	5320	19.80								
CH 100	5500	19.80	CH 100	19.70	19.70	19.60	19.60	19.70	19.70	19.70
CH 116	5580	19.70								
CH 140	5700	19.60								
*CH 144	5720	19.60								

Note: The above Frequency and Channel in "\*" were straddle Channel.



802.11n HT40 RF Output Power (dBm)										
Power vs. Channel			Power vs Data Rate							
Channel	Frequency (MHz)	MCS Index	Channel	MCS Index						
		MCS0		MCS1	MCS2	MCS3	MCS4	MCS5	MCS6	MCS7
CH 038	5190	16.80	CH 046	18.60	18.60	18.60	18.60	18.50	18.50	18.60
CH 046	5230	18.70								
CH 054	5270	18.60	CH 054	18.50	18.50	18.50	18.50	18.50	18.40	18.50
CH 062	5310	15.90								
CH 102	5510	18.60	CH 110	18.20	18.20	18.20	18.20	18.20	18.20	18.20
CH 110	5550	18.80								
CH 134	5670	18.70								
*CH 142	5710	18.60								

Note: The above Frequency and Channel in "\*" were straddle Channel.

802.11ac VHT20 RF Output Power (dBm)										
Power vs. Channel			Power vs Data Rate							
Channel	Frequency (MHz)	MCS Index	Channel	MCS Index						
		MCS0		MCS1	MCS2	MCS3	MCS4	MCS5	MCS6	MCS7
CH 036	5180	19.90	CH 036	19.80	19.80	19.80	19.80	19.80	19.80	19.80
CH 044	5220	19.80								
CH 048	5240	19.70								
CH 052	5260	19.60	CH 064	19.80	19.80	19.80	19.80	19.80	19.80	19.80
CH 060	5300	19.60								
CH 064	5320	19.90								
CH 100	5500	19.90	CH 100	19.80	19.80	19.80	19.70	19.80	19.80	19.80
CH 116	5580	19.80								
CH 140	5700	19.70								
*CH 144	5720	19.70								

Note: The above Frequency and Channel in "\*" were straddle Channel.



802.11ac VHT40 RF Output Power (dBm)												
Power vs. Channel			Power vs Data Rate									
Channel	Frequency (MHz)	MCS Index	Channel	MCS Index								
		MCS0		MCS1	MCS2	MCS3	MCS4	MCS5	MCS6	MCS7	MCS8	MCS9
CH 038	5190	16.90	CH 046	18.70	18.70	18.70	18.70	18.70	18.70	18.70	18.70	18.60
CH 046	5230	18.80										
CH 054	5270	18.70	CH 054	18.60	18.60	18.50	18.60	18.50	18.60	18.60	18.60	18.60
CH 062	5310	16.00										
CH 102	5510	18.70	CH 110	18.80	18.80	18.70	18.80	18.80	18.80	18.80	18.70	18.80
CH 110	5550	18.90										
CH 134	5670	18.80										
*CH 142	5710	18.70										

Note: The above Frequency and Channel in "\*" were straddle Channel.

802.11ac VHT80 RF Output Power (dBm)												
Power vs. Channel			Power vs Data Rate									
Channel	Frequency (MHz)	MCS Index	Channel	MCS Index								
		MCS0		MCS1	MCS2	MCS3	MCS4	MCS5	MCS6	MCS7	MCS8	MCS9
CH 042	5210	16.60	CH 042	16.50	16.40	16.40	16.40	16.40	16.50	16.40	16.40	16.40
CH 058	5290	14.60	CH 058	14.40	14.40	14.50	14.50	14.50	14.50	14.50	14.40	14.40
CH 106	5530	17.30	CH 138	19.10	19.10	19.10	19.00	19.00	19.10	19.00	19.00	19.00
CH 122	5610	19.10										
*CH 138	5690	19.20										

Note: The above Frequency and Channel in "\*" were straddle Channel.



MIMO <Ant. 1+2>

802.11a RF Output Power (dBm)										
Power vs. Channel			Power vs Data Rate							
Channel	Frequency (MHz)	Data Rate (bps)	Channel	Data Rate (bps)						
		6M		9M	12M	18M	24M	36M	48M	54M
CH 036	5180	20.21	CH 048	20.21	20.06	20.26	20.16	20.21	20.21	20.26
CH 044	5220	19.96								
CH 048	5240	20.36								
CH 052	5260	20.51	CH 052	20.36	20.41	20.36	20.36	20.36	20.36	20.36
CH 060	5300	20.31								
CH 064	5320	20.26								
CH 100	5500	20.11	CH 140	20.16	20.16	20.11	20.11	20.16	20.16	20.11
CH 116	5580	19.81								
CH 140	5700	20.26								
*CH 144	5720	20.21								

Note: The above Frequency and Channel in "\*" were straddle Channel.

802.11n HT20 RF Output Power (dBm)										
Power vs. Channel			Power vs Data Rate							
Channel	Frequency (MHz)	MCS Index	Channel	MCS Index						
		MCS0		MCS1	MCS2	MCS3	MCS4	MCS5	MCS6	MCS7
CH 036	5180	20.41	CH 036	20.31	20.31	20.21	20.26	20.26	20.21	20.21
CH 044	5220	20.26								
CH 048	5240	20.16								
CH 052	5260	20.21	CH 052	20.11	20.11	20.11	20.01	20.06	20.11	20.11
CH 060	5300	20.01								
CH 064	5320	20.01								
CH 100	5500	19.76	CH 144	19.96	19.96	19.91	19.91	19.91	19.96	19.96
CH 116	5580	19.61								
CH 140	5700	20.01								
*CH 144	5720	20.06								

Note: The above Frequency and Channel in "\*" were straddle Channel.



802.11n HT40 RF Output Power (dBm)										
Power vs. Channel			Power vs Data Rate							
Channel	Frequency (MHz)	MCS Index	Channel	MCS Index						
		MCS0		MCS1	MCS2	MCS3	MCS4	MCS5	MCS6	MCS7
CH 038	5190	19.56	CH 046	21.51	21.46	21.46	21.46	21.51	21.51	21.51
CH 046	5230	21.61								
CH 054	5270	21.61	CH 054	21.51	21.51	21.51	21.51	21.51	21.51	21.46
CH 062	5310	18.01								
CH 102	5510	20.91	CH 142	21.71	21.71	21.71	21.71	21.71	21.71	21.71
CH 110	5550	21.61								
CH 134	5670	21.61								
*CH 142	5710	21.76								

Note: The above Frequency and Channel in "\*" were straddle Channel.

802.11ac VHT20 RF Output Power (dBm)										
Power vs. Channel			Power vs Data Rate							
Channel	Frequency (MHz)	MCS Index	Channel	MCS Index						
		MCS0		MCS1	MCS2	MCS3	MCS4	MCS5	MCS6	MCS7
CH 036	5180	20.51	CH 036	20.41	20.41	20.41	20.41	20.41	20.41	20.41
CH 044	5220	20.36								
CH 048	5240	20.26								
CH 052	5260	20.31	CH 052	20.21	20.21	20.16	20.21	20.21	20.21	20.21
CH 060	5300	20.11								
CH 064	5320	20.11								
CH 100	5500	19.91	CH 144	20.06	20.06	20.06	20.01	20.06	20.06	20.06
CH 116	5580	19.71								
CH 140	5700	20.11								
*CH 144	5720	20.16								

Note: The above Frequency and Channel in "\*" were straddle Channel.



802.11ac VHT40 RF Output Power (dBm)												
Power vs. Channel			Power vs Data Rate									
Channel	Frequency (MHz)	MCS Index	Channel	MCS Index								
		MCS0		MCS1	MCS2	MCS3	MCS4	MCS5	MCS6	MCS7	MCS8	MCS9
CH 038	5190	19.66	CH 046	21.56	21.61	21.61	21.61	21.61	21.51	21.61	21.61	21.61
CH 046	5230	21.71										
CH 054	5270	21.71	CH 054	21.61	21.56	21.51	21.56	21.56	21.61	21.61	21.61	21.56
CH 062	5310	18.11										
CH 102	5510	21.01	CH 142	21.76	21.76	21.76	21.76	21.76	21.71	21.66	21.76	21.76
CH 110	5550	21.71										
CH 134	5670	21.71										
*CH 142	5710	21.86										

Note: The above Frequency and Channel in "\*" were straddle Channel.

802.11ac VHT80 RF Output Power (dBm)												
Power vs. Channel			Power vs Data Rate									
Channel	Frequency (MHz)	MCS Index	Channel	MCS Index								
		MCS0		MCS1	MCS2	MCS3	MCS4	MCS5	MCS6	MCS7	MCS8	MCS9
CH 042	5210	18.86	CH 042	18.76	18.71	18.71	18.76	18.71	18.76	18.76	18.76	18.76
CH 058	5290	15.26	CH 058	15.16	15.16	15.11	15.11	15.06	15.06	15.11	15.11	15.16
CH 106	5530	19.11	CH 138	22.21	22.21	22.21	22.11	22.16	22.21	22.16	22.16	22.16
CH 122	5610	22.26										
*CH 138	5690	22.31										

Note: The above Frequency and Channel in "\*" were straddle Channel.



<TXBF Mode>

MIMO <Ant. 1+2>

802.11ac VHT20 RF Output Power (dBm)											
Power vs. Channel			Power vs Data Rate								
Channel	Frequency (MHz)	MCS Index	Channel	MCS Index							
		MCS0		MCS1	MCS2	MCS3	MCS4	MCS5	MCS6	MCS7	MCS8
CH 036	5180	21.57	CH 036	21.47	21.51	21.49	21.53	21.50	21.53	21.48	21.46
CH 044	5220	21.32									
CH 048	5240	21.12									
CH 052	5260	21.12	CH 064	21.06	21.19	21.16	21.18	21.11	21.18	21.16	21.11
CH 060	5300	21.21									
CH 064	5320	21.22									
CH 100	5500	21.27	CH 100	21.11	21.09	20.99	21.17	21.15	21.07	21.12	21.07
CH 116	5580	21.12									
CH 140	5700	20.96									
*CH 144	5720	20.86									

Note: The above Frequency and Channel in "\*" were straddle Channel.

802.11ac VHT40 RF Output Power (dBm)												
Power vs. Channel			Power vs Data Rate									
Channel	Frequency (MHz)	MCS Index	Channel	MCS Index								
		MCS0		MCS1	MCS2	MCS3	MCS4	MCS5	MCS6	MCS7	MCS8	MCS9
CH 038	5190	19.51	CH 046	21.37	21.40	21.38	21.34	21.30	21.41	21.38	21.34	21.41
CH 046	5230	21.42										
CH 054	5270	21.43	CH 054	21.38	21.32	21.34	21.26	21.30	21.23	21.33	21.26	21.30
CH 062	5310	18.76										
CH 102	5510	18.77	CH 134	21.62	21.62	21.58	21.47	21.54	21.57	21.60	21.54	21.47
CH 110	5550	21.66										
CH 134	5670	21.67										
*CH 142	5710	21.43										

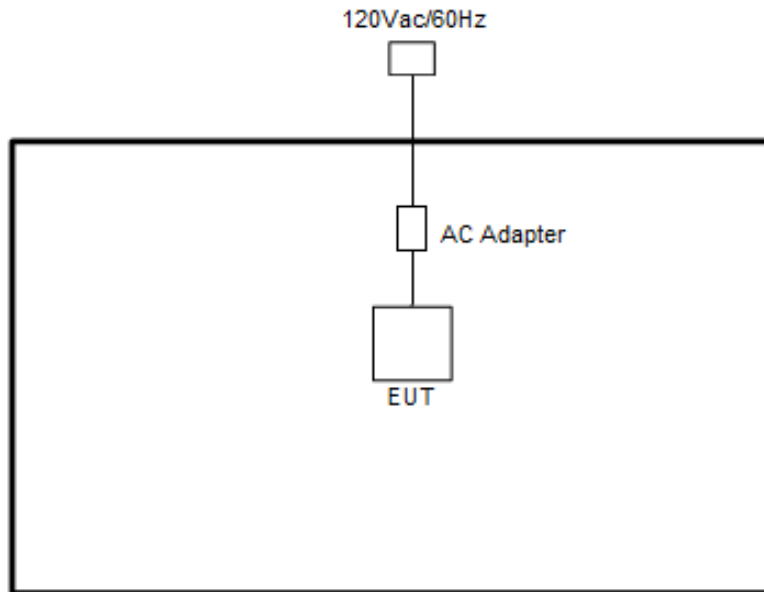
Note: The above Frequency and Channel in "\*" were straddle Channel.

802.11ac VHT80 RF Output Power (dBm)												
Power vs. Channel			Power vs Data Rate									
Channel	Frequency (MHz)	MCS Index	Channel	MCS Index								
		MCS0		MCS1	MCS2	MCS3	MCS4	MCS5	MCS6	MCS7	MCS8	MCS9
CH 042	5210	21.22	CH 042	21.11	21.16	21.11	21.21	21.16	21.16	20.97	20.87	20.91
CH 058	5290	15.91	CH 058	15.86	15.67	15.77	15.83	15.77	15.72	15.77	15.83	15.77
CH 106	5530	20.72	CH 122	21.96	21.86	21.81	21.82	21.92	21.97	21.98	21.97	21.87
CH 122	5610	22.11										
*CH 138	5690	22.06										

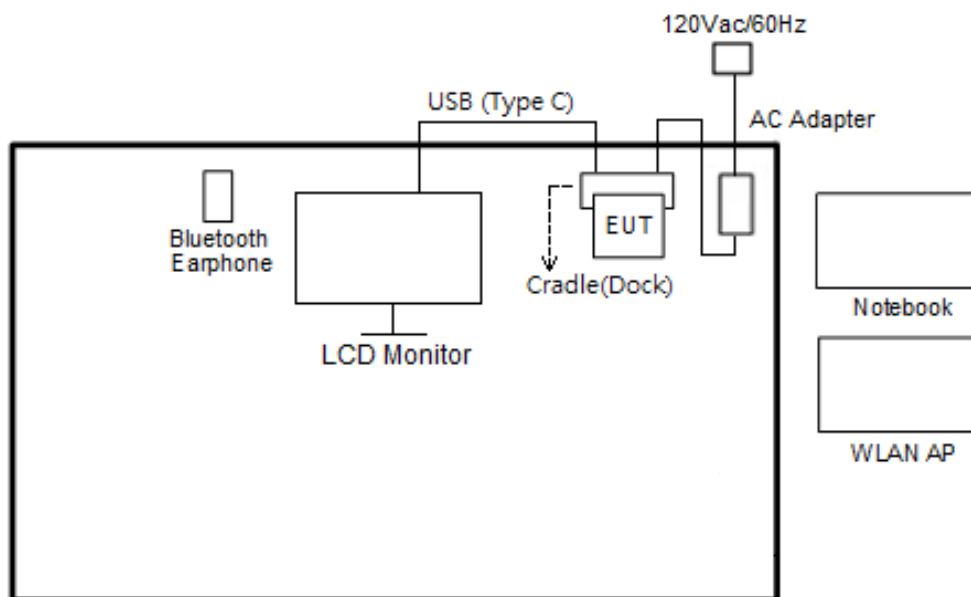
Note: The above Frequency and Channel in "\*" were straddle Channel.

## 2.3 Connection Diagram of Test System

<WLAN Mode>



<AC Conducted Emission Mode>







## 2.4 Support Unit used in test configuration and system

Item	Equipment	Trade Name	Model Name	FCC ID	Data Cable	Power Cord
1.	Bluetooth Earphone	Sony Ericsson	MW600	PY7DDA-2029	N/A	N/A
2.	WLAN AP	ASUS	RT-AC66U	MSQ-RTAC66U	N/A	Unshielded, 1.8 m
3.	Notebook	DELL	Latitude E3340	FCC DoC/ Contains FCC ID: PD97260NGU	N/A	AC I/P: Unshielded, 1.2 m DC O/P: Shielded, 1.8 m
4.	LCD Monitor	DELL	P2715Qt	FCC DoC	Shielded, 1.6 m	Unshielded, 1.8 m

## 2.5 EUT Operation Test Setup

The RF test items, utility "QRCT v3.0-00271" was installed in Notebook which was programmed in order to make the EUT get into the engineering modes to provide channel selection, power level, data rate and the application type and for continuous transmitting signals.

For TXBF mode, the modulation modes and data rates manipulated by the command lines in the engineering program made the EUT link to another EUT by power under the normal operation. The adb" software tool was used to enable the EUT to transmit signals continuously.

## 2.6 Measurement Results Explanation Example

**For all conducted test items:**

The offset level is set in the spectrum analyzer to compensate the RF cable loss and attenuator factor between EUT conducted output port and spectrum analyzer. With the offset compensation, the spectrum analyzer reading level is exactly the EUT RF output level.

Example :

The spectrum analyzer offset is derived from RF cable loss and attenuator factor.

*Offset = RF cable loss + attenuator factor.*

Following shows an offset computation example with cable loss 4.2 dB and 10dB attenuator.

*Offset(dB) = RF cable loss(dB) + attenuator factor(dB).*

$$= 4.2 + 10 = 14.2 \text{ (dB)}$$

### 3 Test Result

#### 3.1 26dB & 99% Occupied Bandwidth Measurement

##### 3.1.1 Description of 26dB & 99% Occupied Bandwidth

This section is for reporting purpose only.

There is no restriction limits for bandwidth.

For Straddle Channel, according to KDB 789033 D02 General UNII Test Procedures New Rules v02r01, if the power and PSD of the devices are uniform and comply with the lower limits specified for the U-NII-2 bands, a single measurement over the entire emission bandwidth can be performed to show compliance.

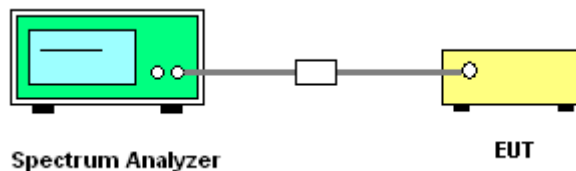
##### 3.1.2 Measuring Instruments

See list of measuring equipment of this test report.

##### 3.1.3 Test Procedures

1. The testing follows FCC KDB 789033 D02 General UNII Test Procedures New Rules v02r01. Section C) Emission bandwidth
2. Set RBW = approximately 1% of the emission bandwidth.
3. Set the VBW > RBW.
4. Detector = Peak.
5. Trace mode = max hold
6. Measure the maximum width of the emission that is 26 dB down from the peak of the emission. Compare this with the RBW setting of the analyzer. Readjust RBW and repeat measurement as needed until the RBW/EBW ratio is approximately 1%.
7. For 99% Bandwidth Measurement, the spectrum analyzer's resolution bandwidth (RBW) is set 1-5% of the emission bandwidth and set the Video bandwidth (VBW)  $\geq 3 * RBW$ .
8. Measure and record the results in the test report.

##### 3.1.4 Test Setup





3.1.5 Test Result of 26dB & 99% Occupied Bandwidth

<CDD Mode>

Test Engineer :	Shiming Liu	Temperature :	21~25°C
		Relative Humidity :	51~54%

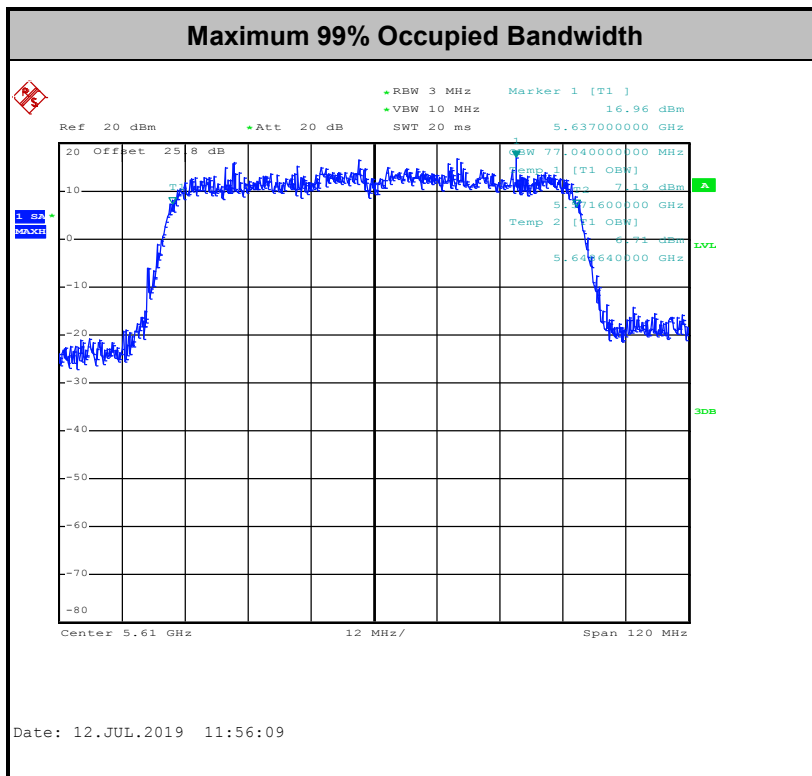
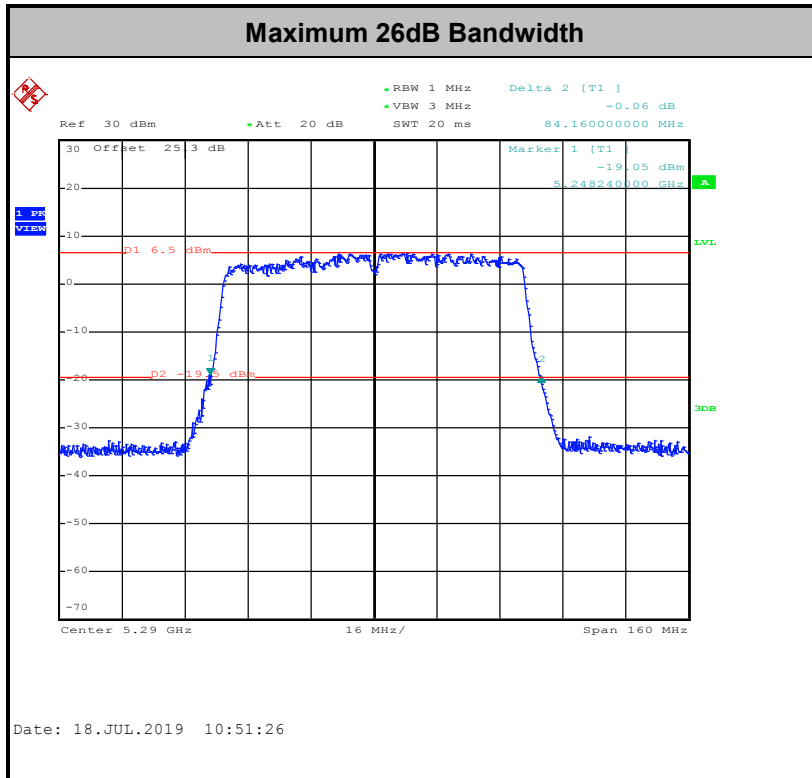
Band I													
Mod.	Data Rate	NTX	CH.	Freq. (MHz)	99% Bandwidth (MHz)		26 dB Bandwidth (MHz)		IC 99% Bandwidth Power Limit (dBm)		IC 99% Bandwidth EIRP Limit (dBm)		Note
					Ant 1	Ant 2	Ant 1	Ant 2	Ant 1	Ant 2	Ant 1	Ant 2	
11a	6Mbps	1	36	5180	16.75	16.75	25.00	24.60	-	-	22.24	22.24	
11a	6Mbps	1	44	5220	16.75	16.70	24.90	24.70	-	-	22.24	22.23	
11a	6Mbps	1	48	5240	16.80	16.70	25.10	25.25	-	-	22.25	22.23	
VHT20	MCS0	1	36	5180	18.00	17.95	26.10	26.20	-	-	22.55	22.54	
VHT20	MCS0	1	44	5220	18.00	17.95	26.00	25.85	-	-	22.55	22.54	
VHT20	MCS0	1	48	5240	18.00	17.95	26.40	25.70	-	-	22.55	22.54	
VHT40	MCS0	1	38	5190	36.50	36.50	41.76	41.94	-	-	23.01	23.01	
VHT40	MCS0	1	46	5230	36.50	36.50	41.76	41.69	-	-	23.01	23.01	
VHT80	MCS0	1	42	5210	76.80	76.68	83.20	83.84	-	-	23.01	23.01	
11a	6Mbps	2	36	5180	16.70	16.65	23.80	24.30	-	-	22.21		
11a	6Mbps	2	44	5220	16.75	16.65	24.30	24.30	-	-	22.21		
11a	6Mbps	2	48	5240	16.75	16.70	24.10	23.70	-	-	22.23		
VHT20	MCS0	2	36	5180	17.90	17.85	25.50	25.05	-	-	22.52		
VHT20	MCS0	2	44	5220	17.90	17.85	25.50	25.25	-	-	22.52		
VHT20	MCS0	2	48	5240	17.95	17.80	25.20	25.20	-	-	22.50		
VHT40	MCS0	2	38	5190	36.50	36.50	41.58	41.94	-	-	23.01		
VHT40	MCS0	2	46	5230	36.60	36.40	41.94	41.69	-	-	23.01		
VHT80	MCS0	2	42	5210	76.56	76.56	83.33	82.56	-	-	23.01		



Band II															
Mod.	Data Rate	NTX	CH.	Freq. (MHz)	99% Bandwidth (MHz)		26 dB Bandwidth (MHz)		IC 99% Bandwidth Power Limit (dBm)		IC 99% Bandwidth EIRP Limit (dBm)		FCC 26dB Bandwidth Power Limit (dBm)		Note
					Ant 1	Ant 2	Ant 1	Ant 2	Ant 1	Ant 2	Ant 1	Ant 2	Ant 1	Ant 2	
11a	6Mbps	1	52	5260	16.75	16.80	25.55	24.80	23.24	23.25	29.24	29.25	23.98	23.98	
11a	6Mbps	1	60	5300	16.75	16.80	24.60	24.65	23.24	23.25	29.24	29.25	23.98	23.98	
11a	6Mbps	1	64	5320	16.75	16.80	24.90	24.90	23.24	23.25	29.24	29.25	23.98	23.98	
VHT20	MCS0	1	52	5260	18.00	17.95	26.00	26.00	23.55	23.54	29.55	29.54	23.98	23.98	
VHT20	MCS0	1	60	5300	17.95	18.00	27.00	26.15	23.54	23.55	29.54	29.55	23.98	23.98	
VHT20	MCS0	1	64	5320	17.95	18.00	25.80	26.35	23.54	23.55	29.54	29.55	23.98	23.98	
VHT40	MCS0	1	54	5270	36.50	36.70	41.58	41.87	23.98	23.98	30.00	30.00	23.98	23.98	
VHT40	MCS0	1	62	5310	36.60	36.50	41.76	41.89	23.98	23.98	30.00	30.00	23.98	23.98	
VHT80	MCS0	1	58	5290	76.68	76.80	83.20	84.16	23.98	23.98	30.00	30.00	23.98	23.98	
11a	6Mbps	2	52	5260	16.70	16.65	24.40	23.50	23.21		29.21		23.98		
11a	6Mbps	2	60	5300	16.75	16.65	23.90	23.85	23.21		29.21		23.98		
11a	6Mbps	2	64	5320	16.70	16.65	24.30	23.80	23.21		29.21		23.98		
VHT20	MCS0	2	52	5260	17.85	17.85	25.65	24.95	23.52		29.52		23.98		
VHT20	MCS0	2	60	5300	17.90	17.85	25.45	25.00	23.52		29.52		23.98		
VHT20	MCS0	2	64	5320	17.90	17.85	25.20	25.10	23.52		29.52		23.98		
VHT40	MCS0	2	54	5270	36.60	36.60	41.76	41.76	23.98		30.00		23.98		
VHT40	MCS0	2	62	5310	36.60	36.50	41.94	41.94	23.98		30.00		23.98		
VHT80	MCS0	2	58	5290	76.68	76.68	83.93	82.77	23.98		30.00		23.98		



Band III																
Mod.	Data Rate	NTX	CH.	Freq. (MHz)	99% Bandwidth In U-NII 2C (MHz)		26 dB Bandwidth In U-NII 2C (MHz)		IC 99% Bandwidth Power Limit (dBm)		IC 99% Bandwidth EIRP Limit (dBm)		FCC 26dB Bandwidth Power Limit (dBm)		6 dB Bandwidth for Straddle Channel (MHz)	
					Ant 1	Ant 2	Ant 1	Ant 2	Ant 1	Ant 2	Ant 1	Ant 2	Ant 1	Ant 2	Ant 1	Ant 2
11a	6Mbps	1	100	5500	16.80	16.80	24.80	25.00	23.25	23.25	29.25	29.25	23.98	23.98	----	----
11a	6Mbps	1	116	5580	16.75	16.80	24.95	25.00	23.24	23.25	29.24	29.25	23.98	23.98	----	----
11a	6Mbps	1	140	5700	16.85	16.80	24.90	25.20	23.27	23.25	29.27	29.25	23.98	23.98	----	----
11a	6Mbps	1	144	5720	13.40	13.40	17.40	17.25	22.27	22.27	28.27	28.27	23.41	23.37	2.75	2.75
VHT20	MCS0	1	100	5500	17.95	18.00	26.15	25.70	23.54	23.55	29.54	29.55	23.98	23.98	----	----
VHT20	MCS0	1	116	5580	17.90	18.00	25.90	26.65	23.53	23.55	29.53	29.55	23.98	23.98	----	----
VHT20	MCS0	1	140	5700	18.00	17.95	25.70	25.65	23.55	23.54	29.55	29.54	23.98	23.98	----	----
VHT20	MCS0	1	144	5720	14.00	13.95	17.85	17.65	22.46	22.45	28.46	28.45	23.52	23.47	2.8	3.15
VHT40	MCS0	1	102	5510	36.50	36.50	41.89	41.76	23.98	23.98	30.00	30.00	23.98	23.98	----	----
VHT40	MCS0	1	110	5550	36.60	36.60	41.58	41.76	23.98	23.98	30.00	30.00	23.98	23.98	----	----
VHT40	MCS0	1	134	5670	36.70	36.60	41.60	41.77	23.98	23.98	30.00	30.00	23.98	23.98	----	----
VHT40	MCS0	1	142	5710	33.30	33.20	35.97	35.70	23.98	23.98	30.00	30.00	23.98	23.98	3.18	3.22
VHT80	MCS0	1	106	5530	76.92	76.68	83.93	83.15	23.98	23.98	30.00	30.00	23.98	23.98	----	----
VHT80	MCS0	1	122	5610	76.92	76.80	83.83	84.01	23.98	23.98	30.00	30.00	23.98	23.98	----	----
VHT80	MCS0	1	138	5690	73.28	73.40	76.92	77.41	23.98	23.98	30.00	30.00	23.98	23.98	2.92	2.85
11a	6Mbps	2	100	5500	16.75	16.65	24.20	24.35	23.21	23.21	29.21	29.21	23.98	23.98	----	----
11a	6Mbps	2	116	5580	16.70	16.65	24.35	23.70	23.21	23.21	29.21	29.21	23.98	23.98	----	----
11a	6Mbps	2	140	5700	16.70	16.65	24.40	23.90	23.21	23.21	29.21	29.21	23.98	23.98	----	----
11a	6Mbps	2	144	5720	13.35	13.30	16.85	16.25	22.24	22.24	28.24	28.24	23.11	23.11	2.8	2.9
VHT20	MCS0	2	100	5500	17.90	17.85	25.35	24.65	23.52	23.52	29.52	29.52	23.98	23.98	----	----
VHT20	MCS0	2	116	5580	17.85	17.85	26.05	25.15	23.52	23.52	29.52	29.52	23.98	23.98	----	----
VHT20	MCS0	2	140	5700	17.90	17.80	25.80	25.50	23.50	23.50	29.50	29.50	23.98	23.98	----	----
VHT20	MCS0	2	144	5720	13.95	13.90	17.20	17.30	22.43	22.43	28.43	28.43	23.36	23.36	3.15	3.15
VHT40	MCS0	2	102	5510	36.40	36.60	41.88	41.76	23.98	23.98	30.00	30.00	23.98	23.98	----	----
VHT40	MCS0	2	110	5550	36.60	36.60	41.94	41.94	23.98	23.98	30.00	30.00	23.98	23.98	----	----
VHT40	MCS0	2	134	5670	36.60	36.60	41.40	41.76	23.98	23.98	30.00	30.00	23.98	23.98	----	----
VHT40	MCS0	2	142	5710	33.30	33.30	35.83	35.61	23.98	23.98	30.00	30.00	23.98	23.98	2.55	-
VHT80	MCS0	2	106	5530	76.68	76.68	82.94	82.56	23.98	23.98	30.00	30.00	23.98	23.98	----	----
VHT80	MCS0	2	122	5610	77.04	76.80	83.84	83.20	23.98	23.98	30.00	30.00	23.98	23.98	----	----
VHT80	MCS0	2	138	5690	73.52	73.52	76.60	76.44	23.98	23.98	30.00	30.00	23.98	23.98	2.6	2.6



**Note:** The occupied channel bandwidth is maintained within the band of operation for all of the modulations.



<TXBF Modes>

Test Engineer :	Luffy Lin	Temperature :	21~25°C
		Relative Humidity :	51~54%

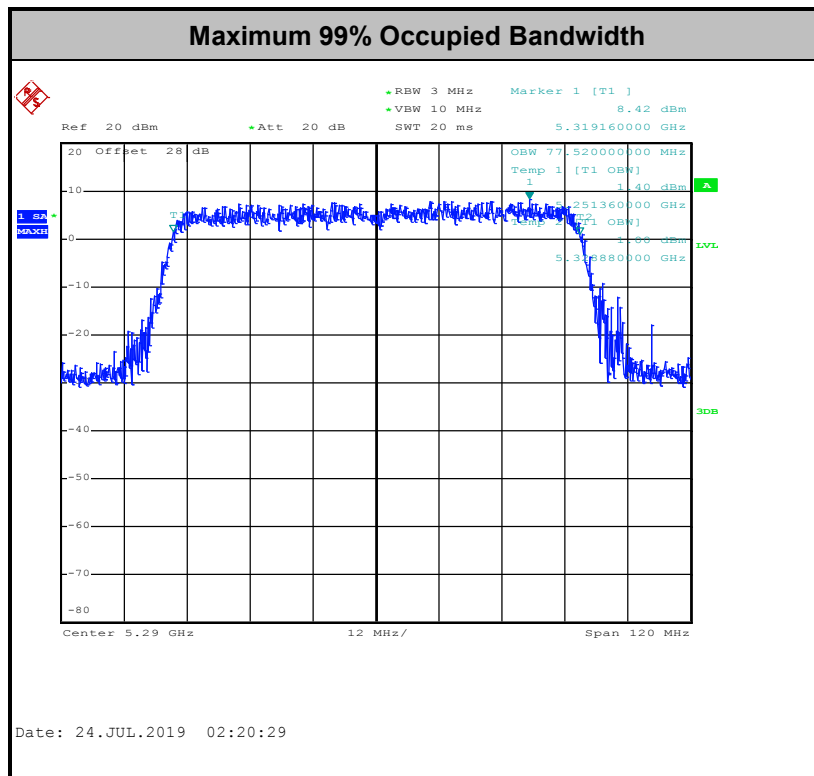
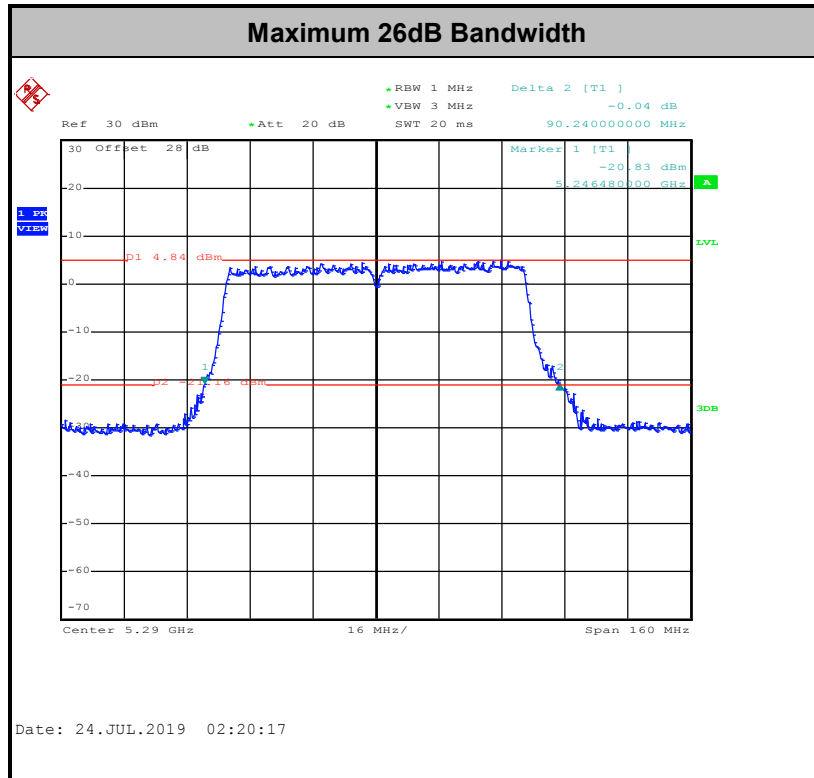
Band I													
Mod.	Data Rate	NTX	CH.	Freq. (MHz)	99% Bandwidth (MHz)		26 dB Bandwidth (MHz)		IC 99% Bandwidth Power Limit (dBm)		IC 99% Bandwidth EIRP Limit (dBm)		Note
					Ant 1	Ant 2	Ant 1	Ant 2	Ant 1	Ant 2	Ant 1	Ant 2	
VHT20	MCS0	2	36	5180	18.05	17.95	29.90	29.10	-	-	22.54	-	
VHT20	MCS0	2	44	5220	17.95	18.00	29.30	28.80	-	-	22.54	-	
VHT20	MCS0	2	48	5240	17.95	18.00	29.20	29.20	-	-	22.54	-	
VHT40	MCS0	2	38	5190	37.10	37.00	46.62	45.90	-	-	23.01	-	
VHT40	MCS0	2	46	5230	36.50	36.70	42.12	42.84	-	-	23.01	-	
VHT80	MCS0	2	42	5210	76.92	76.80	82.41	83.84	-	-	23.01	-	

Band II															
Mod.	Data Rate	NTX	CH.	Freq. (MHz)	99% Bandwidth (MHz)		26 dB Bandwidth (MHz)		IC 99% Bandwidth Power Limit (dBm)		IC 99% Bandwidth EIRP Limit (dBm)		FCC 26dB Bandwidth Power Limit (dBm)		Note
					Ant 1	Ant 2	Ant 1	Ant 2	Ant 1	Ant 2	Ant 1	Ant 2	Ant 1	Ant 2	
VHT20	MCS0	2	52	5260	17.95	17.95	28.80	28.80	23.54	23.54	29.54	29.54	23.98	-	
VHT20	MCS0	2	60	5300	18.00	18.00	26.60	33.90	23.55	23.55	29.55	29.55	23.98	-	
VHT20	MCS0	2	64	5320	18.00	18.05	28.10	34.60	23.55	23.55	29.55	29.55	23.98	-	
VHT40	MCS0	2	54	5270	36.80	36.60	41.94	42.84	23.98	23.98	30.00	30.00	23.98	-	
VHT40	MCS0	2	62	5310	36.90	37.10	46.08	45.90	23.98	23.98	30.00	30.00	23.98	-	
VHT80	MCS0	2	58	5290	77.52	77.52	90.24	87.68	23.98	23.98	30.00	30.00	23.98	-	



Band III																
Mod.	Data Rate	NTX	CH.	Freq. (MHz)	99% Bandwidth In U-NII 2C (MHz)		26 dB Bandwidth In U-NII 2C (MHz)		IC 99% Bandwidth Power Limit (dBm)		IC 99% Bandwidth EIRP Limit (dBm)		FCC 26dB Bandwidth Power Limit (dBm)		6 dB Bandwidth for Straddle Channel (MHz)	
					Ant 1	Ant 2	Ant 1	Ant 2	Ant 1	Ant 2	Ant 1	Ant 2	Ant 1	Ant 2	Ant 1	Ant 2
VHT20	MCS0	2	100	5500	17.95	18.00	28.30	30.70	23.54	29.54	23.98	---	---			
VHT20	MCS0	2	116	5580	18.00	18.00	27.50	25.40	23.55	29.55	23.98	---	---			
VHT20	MCS0	2	140	5700	18.05	17.90	37.60	27.60	23.53	29.53	23.98	---	---			
VHT20	MCS0	2	144	5720	14.00	13.95	20.30	18.00	22.45	28.45	23.55	3.9	3.9			
VHT40	MCS0	2	102	5510	36.50	37.00	41.58	46.26	23.98	30.00	23.98	---	---			
VHT40	MCS0	2	110	5550	36.60	36.60	41.40	42.30	23.98	30.00	23.98	---	---			
VHT40	MCS0	2	134	5670	36.60	36.70	43.20	42.66	23.98	30.00	23.98	---	---			
VHT40	MCS0	2	142	5710	34.10	33.70	35.70	36.06	23.98	30.00	23.98	2.46	3.18			
VHT80	MCS0	2	106	5530	77.16	76.92	82.88	83.84	23.98	30.00	23.98	---	---			
VHT80	MCS0	2	122	5610	76.92	76.92	81.92	84.80	23.98	30.00	23.98	---	---			
VHT80	MCS0	2	138	5690	73.40	73.28	78.52	76.28	23.98	30.00	23.98	3.08	3.08			





**Note:** The occupied channel bandwidth is maintained within the band of operation for all of the modulations.



## 3.2 Maximum Conducted Output Power Measurement

### 3.2.1 Limit of Maximum Conducted Output Power

<FCC 14-30 CFR 15.407>

**For the 5.15–5.25 GHz bands:**

- For mobile and portable client devices in the 5.15–5.25 GHz band, the maximum conducted output power over the frequency band of operation shall not exceed 250 mW. For an indoor access point operating in the band 5.15-5.25 GHz, the maximum conducted output power over the frequency band of operation shall not exceed 1 W.

**For the 5.25–5.725 GHz bands:**

- The maximum conducted output power over the frequency bands of operation shall not exceed the lesser of 250 mW or  $11 \text{ dBm} + 10 \log B$ , where B is the 26 dB emission bandwidth in megahertz.

For Straddle Channel, according to KDB 789033 D02 General UNII Test Procedures New Rules v02r01, if the power and PSD of the devices are uniform and comply with the lower limits specified for the U-NII-2 bands, a single measurement over the entire emission bandwidth can be performed to show compliance.

If transmitting antennas of directional gain greater than 6 dBi are used, the peak output power shall be reduced by the amount in dB that the directional gain of the antenna exceeds 6 dBi.

Note that U-NII-2 band, devices with a maximum e.i.r.p. greater than 500 mW shall implement TPC in order to have the capability to operate at least 6 dB below the maximum permitted e.i.r.p. of 1 W.

### 3.2.2 Measuring Instruments

See list of measuring equipment of this test report.

### 3.2.3 Test Procedures

#### <CDD Modes>

The testing follows Method PM-G of FCC KDB 789033 D02 General UNII Test Procedures New Rules v02r01.

Method PM-G (Measurement using an RF average power meter):

1. Measurement is performed using a wideband RF power meter.
2. The EUT is configured to transmit at its maximum power control level.
3. Measure the average power of the transmitter
4. Since the measurement is made only during the ON time of the transmitter, no duty cycle correction factor is required.

#### <TXBF Modes>

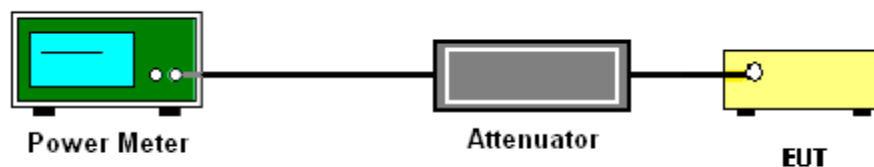
The testing follows Method PM-G of FCC KDB 789033 D02 General UNII Test Procedures New Rules v02r01 for TXBF modes.

Method PM-G (Measurement using a gated RF average power meter):

1. Measurement is performed using a wideband RF power meter.
2. The EUT is configured to transmit at its maximum power control level.
3. Measure the average power of the transmitter
4. Since the measurement is made only during the ON time of the transmitter, no duty cycle correction factor is required.

For Straddle Channel, according to KDB 789033 D02 General UNII Test Procedures New Rules v02r01, if the power and PSD of the devices are uniform and comply with the lower limits specified for the U-NII-2 bands, a single measurement over the entire emission bandwidth can be performed to show compliance.

### 3.2.4 Test Setup





3.2.5 Test Result of Maximum Conducted Output Power

<CDD Mode>

Test Engineer :	Shiming Liu	Temperature :	21~25°C
		Relative Humidity :	51~54%

FCC Band I												
Mod.	Data Rate	NTX	CH.	Freq. (MHz)	Average Conducted Power (dBm)			FCC Conducted Power Limit (dBm)		DG (dBi)		Pass/Fail
					Ant 1	Ant 2	SUM	Ant 1	Ant 2	Ant 1	Ant 2	
11a	6Mbps	1	36	5180	19.60	19.60		24.00	24.00	3.73	1.72	Pass
11a	6Mbps	1	44	5220	19.60	19.60		24.00	24.00	3.73	1.72	Pass
11a	6Mbps	1	48	5240	19.70	19.90		24.00	24.00	3.73	1.72	Pass
HT20	MCS0	1	36	5180	19.80	19.80		24.00	24.00	3.73	1.72	Pass
HT20	MCS0	1	44	5220	19.70	19.70		24.00	24.00	3.73	1.72	Pass
HT20	MCS0	1	48	5240	19.60	19.60		24.00	24.00	3.73	1.72	Pass
HT40	MCS0	1	38	5190	16.80	16.80		24.00	24.00	3.73	1.72	Pass
HT40	MCS0	1	46	5230	18.70	18.70		24.00	24.00	3.73	1.72	Pass
VHT20	MCS0	1	36	5180	19.90	19.90		24.00	24.00	3.73	1.72	Pass
VHT20	MCS0	1	44	5220	19.80	19.80		24.00	24.00	3.73	1.72	Pass
VHT20	MCS0	1	48	5240	19.70	19.70		24.00	24.00	3.73	1.72	Pass
VHT40	MCS0	1	38	5190	16.90	16.90		24.00	24.00	3.73	1.72	Pass
VHT40	MCS0	1	46	5230	18.90	18.80		24.00	24.00	3.73	1.72	Pass
VHT80	MCS0	1	42	5210	16.80	16.60		24.00	24.00	3.73	1.72	Pass
11a	6Mbps	2	36	5180	17.20	17.20	20.21	24.00		3.73		Pass
11a	6Mbps	2	44	5220	17.00	16.90	19.96	24.00		3.73		Pass
11a	6Mbps	2	48	5240	17.30	17.40	20.36	24.00		3.73		Pass
HT20	MCS0	2	36	5180	17.30	17.50	20.41	24.00		3.73		Pass
HT20	MCS0	2	44	5220	17.30	17.20	20.26	24.00		3.73		Pass
HT20	MCS0	2	48	5240	17.10	17.20	20.16	24.00		3.73		Pass
HT40	MCS0	2	38	5190	16.60	16.50	19.56	24.00		3.73		Pass
HT40	MCS0	2	46	5230	18.60	18.60	21.61	24.00		3.73		Pass
VHT20	MCS0	2	44	5220	17.40	17.30	20.36	24.00		3.73		Pass
VHT20	MCS0	2	48	5240	17.20	17.30	20.26	24.00		3.73		Pass
VHT40	MCS0	2	38	5190	16.70	16.60	19.66	24.00		3.73		Pass
VHT40	MCS0	2	46	5230	18.70	18.70	21.71	24.00		3.73		Pass
VHT80	MCS0	2	42	5210	16.00	15.70	18.86	24.00		3.73		Pass



FCC Band II													
Mod.	Data Rate	NTX	CH.	Freq. (MHz)	Average Conducted Power (dBm)			FCC Conducted Power Limit (dBm)		DG (dBi)		EIRP Power Limit (dBm)	Pass/Fail
					Ant 1	Ant 2	SUM	Ant 1	Ant 2	Ant 1	Ant 2		
11a	6Mbps	1	52	5260	19.90	19.70		23.98	23.98	3.84	1.75	30	Pass
11a	6Mbps	1	60	5300	19.60	19.60		23.98	23.98	3.84	1.75	30	Pass
11a	6Mbps	1	64	5320	19.80	19.60		23.98	23.98	3.84	1.75	30	Pass
HT20	MCS0	1	52	5260	19.80	19.50		23.98	23.98	3.84	1.75	30	Pass
HT20	MCS0	1	60	5300	19.70	19.50		23.98	23.98	3.84	1.75	30	Pass
HT20	MCS0	1	64	5320	19.60	19.80		23.98	23.98	3.84	1.75	30	Pass
HT40	MCS0	1	54	5270	18.80	18.60		23.98	23.98	3.84	1.75	30	Pass
HT40	MCS0	1	62	5310	15.90	15.90		23.98	23.98	3.84	1.75	30	Pass
VHT20	MCS0	1	52	5260	19.90	19.60		23.98	23.98	3.84	1.75	30	Pass
VHT20	MCS0	1	60	5300	19.80	19.60		23.98	23.98	3.84	1.75	30	Pass
VHT20	MCS0	1	64	5320	19.70	19.90		23.98	23.98	3.84	1.75	30	Pass
VHT40	MCS0	1	54	5270	18.90	18.70		23.98	23.98	3.84	1.75	30	Pass
VHT40	MCS0	1	62	5310	16.00	16.00		23.98	23.98	3.84	1.75	30	Pass
VHT80	MCS0	1	58	5290	14.50	14.60		23.98	23.98	3.84	1.75	30	Pass
11a	6Mbps	2	52	5260	17.50	17.50	20.51	23.98		3.84		30	Pass
11a	6Mbps	2	60	5300	17.30	17.30	20.31	23.98		3.84		30	Pass
11a	6Mbps	2	64	5320	17.30	17.20	20.26	23.98		3.84		30	Pass
HT20	MCS0	2	52	5260	17.20	17.20	20.21	23.98		3.84		30	Pass
HT20	MCS0	2	60	5300	16.90	17.10	20.01	23.98		3.84		30	Pass
HT20	MCS0	2	64	5320	17.10	16.90	20.01	23.98		3.84		30	Pass
HT40	MCS0	2	54	5270	18.60	18.60	21.61	23.98		3.84		30	Pass
HT40	MCS0	2	62	5310	14.90	15.10	18.01	23.98		3.84		30	Pass
VHT20	MCS0	2	52	5260	17.30	17.30	20.31	23.98		3.84		30	Pass
VHT20	MCS0	2	64	5320	17.20	17.00	20.11	23.98		3.84		30	Pass
VHT40	MCS0	2	54	5270	18.70	18.70	21.71	23.98		3.84		30	Pass
VHT40	MCS0	2	62	5310	15.00	15.20	18.11	23.98		3.84		30	Pass
VHT80	MCS0	2	58	5290	12.20	12.30	15.26	23.98		3.84		30	Pass



FCC Band III													
Mod.	Data Rate	NTX	CH.	Freq. (MHz)	Average Conducted Power (dBm)			FCC Conducted Power Limit (dBm)		DG (dBi)		EIRP Power Limit (dBm)	Pass/Fail
					Ant 1	Ant 2	SUM	Ant 1	Ant 2	Ant 1	Ant 2		
11a	6Mbps	1	100	5500	19.60	19.60		23.98	23.98	3.25	2.54	30	Pass
11a	6Mbps	1	116	5580	19.90	19.60		23.98	23.98	3.25	2.54	30	Pass
11a	6Mbps	1	140	5700	19.70	19.80		23.98	23.98	3.25	2.54	30	Pass
11a	6Mbps	1	144	5720	19.70	19.70		23.41	23.37	3.25	2.54	30	Pass
HT20	MCS0	1	100	5500	19.80	19.80		23.98	23.98	3.25	2.54	30	Pass
HT20	MCS0	1	116	5580	19.60	19.70		23.98	23.98	3.25	2.54	30	Pass
HT20	MCS0	1	140	5700	19.60	19.60		23.98	23.98	3.25	2.54	30	Pass
HT20	MCS0	1	144	5720	19.60	19.60		23.52	23.47	3.25	2.54	30	Pass
HT40	MCS0	1	102	5510	18.60	18.60		23.98	23.98	3.25	2.54	30	Pass
HT40	MCS0	1	110	5550	18.60	18.80		23.98	23.98	3.25	2.54	30	Pass
HT40	MCS0	1	134	5670	18.80	18.70		23.98	23.98	3.25	2.54	30	Pass
HT40	MCS0	1	142	5710	18.70	18.60		23.98	23.98	3.25	2.54	30	Pass
VHT20	MCS0	1	100	5500	19.90	19.90		23.98	23.98	3.25	2.54	30	Pass
VHT20	MCS0	1	116	5580	19.70	19.80		23.98	23.98	3.25	2.54	30	Pass
VHT20	MCS0	1	140	5700	19.70	19.70		23.98	23.98	3.25	2.54	30	Pass
VHT20	MCS0	1	144	5720	19.70	19.70		23.52	23.47	3.25	2.54	30	Pass
VHT40	MCS0	1	102	5510	18.70	18.70		23.98	23.98	3.25	2.54	30	Pass
VHT40	MCS0	1	110	5550	18.70	18.90		23.98	23.98	3.25	2.54	30	Pass
VHT40	MCS0	1	134	5670	18.90	18.80		23.98	23.98	3.25	2.54	30	Pass
VHT40	MCS0	1	142	5710	18.80	18.70		23.98	23.98	3.25	2.54	30	Pass
VHT80	MCS0	1	106	5530	17.60	17.30		23.98	23.98	3.25	2.54	30	Pass
VHT80	MCS0	1	122	5610	19.20	19.10		23.98	23.98	3.25	2.54	30	Pass
VHT80	MCS0	1	138	5690	19.30	19.20		23.98	23.98	3.25	2.54	30	Pass
11a	6Mbps	2	100	5500	17.20	17.00	20.11	23.98		3.25		30	Pass
11a	6Mbps	2	116	5580	17.00	16.60	19.81	23.98		3.25		30	Pass
11a	6Mbps	2	140	5700	17.40	17.10	20.26	23.98		3.25		30	Pass
11a	6Mbps	2	144	5720	17.30	17.10	20.21	23.11		3.25		30	Pass
HT20	MCS0	2	100	5500	16.80	16.70	19.76	23.98		3.25		30	Pass
HT20	MCS0	2	116	5580	16.80	16.40	19.61	23.98		3.25		30	Pass
HT20	MCS0	2	140	5700	17.10	16.90	20.01	23.98		3.25		30	Pass
HT20	MCS0	2	144	5720	17.20	16.90	20.06	23.36		3.25		30	Pass
HT40	MCS0	2	102	5510	18.00	17.80	20.91	23.98		3.25		30	Pass
HT40	MCS0	2	110	5550	18.60	18.60	21.61	23.98		3.25		30	Pass
HT40	MCS0	2	134	5670	18.60	18.60	21.61	23.98		3.25		30	Pass
HT40	MCS0	2	142	5710	18.80	18.70	21.76	23.98		3.25		30	Pass
VHT20	MCS0	2	100	5500	17.00	16.80	19.91	23.98		3.25		30	Pass
VHT20	MCS0	2	116	5580	16.90	16.50	19.71	23.98		3.25		30	Pass
VHT20	MCS0	2	140	5700	17.20	17.00	20.11	23.98		3.25		30	Pass
VHT20	MCS0	2	144	5720	17.30	17.00	20.16	23.36		3.25		30	Pass
VHT40	MCS0	2	102	5510	18.10	17.90	21.01	23.98		3.25		30	Pass
VHT40	MCS0	2	110	5550	18.70	18.70	21.71	23.98		3.25		30	Pass
VHT40	MCS0	2	134	5670	18.70	18.70	21.71	23.98		3.25		30	Pass
VHT40	MCS0	2	142	5710	18.90	18.80	21.86	23.98		3.25		30	Pass
VHT80	MCS0	2	106	5530	16.20	16.00	19.11	23.98		3.25		30	Pass
VHT80	MCS0	2	122	5610	19.30	19.20	22.26	23.98		3.25		30	Pass
VHT80	MCS0	2	138	5690	19.40	19.20	22.31	23.98		3.25		30	Pass



<TXBF Mode>

Test Engineer :	Luffy Lin	Temperature :	21~25°C
		Relative Humidity :	51~54%

FCC Band I												
Mod.	Data Rate	NTX	CH.	Freq. (MHz)	Average Conducted Power (dBm)			FCC Conducted Power Limit (dBm)		DG (dBi)		Pass/Fail
					Ant 1	Ant 2	SUM	Ant 1	Ant 2	Ant 1	Ant 2	
VHT20	MCS0	2	36	5180	18.80	18.30	21.57	24.00		5.79	Pass	
VHT20	MCS0	2	44	5220	18.60	18.00	21.32	24.00		5.79	Pass	
VHT20	MCS0	2	48	5240	18.40	17.80	21.12	24.00		5.79	Pass	
VHT40	MCS0	2	38	5190	16.70	16.30	19.51	24.00		5.79	Pass	
VHT40	MCS0	2	46	5230	18.10	18.70	21.42	24.00		5.79	Pass	
VHT80	MCS0	2	42	5210	18.50	17.90	21.22	24.00		5.79	Pass	

FCC Band II													
Mod.	Data Rate	NTX	CH.	Freq. (MHz)	Average Conducted Power (dBm)			FCC Conducted Power Limit (dBm)		DG (dBi)		EIRP Power Limit (dBm)	Pass/Fail
					Ant 1	Ant 2	SUM	Ant 1	Ant 2	Ant 1	Ant 2		
VHT20	MCS0	2	52	5260	18.40	17.80	21.12	23.98		5.87	30	Pass	
VHT20	MCS0	2	60	5300	18.40	18.00	21.21	23.98		5.87	30	Pass	
VHT20	MCS0	2	64	5320	18.50	17.90	21.22	23.98		5.87	30	Pass	
VHT40	MCS0	2	54	5270	18.00	18.80	21.43	23.98		5.87	30	Pass	
VHT40	MCS0	2	62	5310	15.90	15.60	18.76	23.98		5.87	30	Pass	
VHT80	MCS0	2	58	5290	12.90	12.90	15.91	23.98		5.87	30	Pass	



FCC Band III													
Mod.	Data Rate	NTX	CH.	Freq. (MHz)	Average Conducted Power (dBm)			FCC Conducted Power Limit (dBm)		DG (dBi)		EIRP Power Limit (dBm)	Pass/Fail
					Ant 1	Ant 2	SUM	Ant 1	Ant 2	Ant 1	Ant 2		
VHT20	MCS0	2	100	5500	18.60	17.90	21.27	23.98		5.91	30	Pass	
VHT20	MCS0	2	116	5580	18.40	17.80	21.12	23.98		5.91	30	Pass	
VHT20	MCS0	2	140	5700	18.10	17.80	20.96	23.98		5.91	30	Pass	
VHT20	MCS0	2	144	5720	18.00	17.70	20.86	23.55		5.91	30	Pass	
VHT40	MCS0	2	102	5510	16.00	15.50	18.77	23.98		5.91	30	Pass	
VHT40	MCS0	2	110	5550	18.50	18.80	21.66	23.98		5.91	30	Pass	
VHT40	MCS0	2	134	5670	18.40	18.90	21.67	23.98		5.91	30	Pass	
VHT40	MCS0	2	142	5710	18.00	18.80	21.43	23.98		5.91	30	Pass	
VHT80	MCS0	2	106	5530	18.00	17.40	20.72	23.98		5.91	30	Pass	
VHT80	MCS0	2	122	5610	19.30	18.90	22.11	23.98		5.91	30	Pass	
VHT80	MCS0	2	138	5690	19.10	19.00	22.06	23.98		5.91	30	Pass	





### 3.3 Power Spectral Density Measurement

#### 3.3.1 Limit of Power Spectral Density

##### <FCC 14-30 CFR 15.407>

##### For the 5.15–5.25 GHz bands:

For mobile and portable client devices in the 5.15–5.25 GHz band, the maximum power spectral density shall not exceed 11 dBm in any 1.0 MHz band. For an indoor access point operating in the band 5.15-5.25 GHz, the maximum power spectral density shall not exceed 17 dBm in any 1.0 MHz band.

##### For the 5.25–5.725 GHz bands:

The maximum power spectral density shall not exceed 11 dBm in any 1.0 MHz band.

For Straddle Channel, according to KDB 789033 D02 General UNII Test Procedures New Rules v02r01, if the power and PSD of the devices are uniform and comply with the lower limits specified for the U-NII-2 bands, a single measurement over the entire emission bandwidth can be performed to show compliance.

If transmitting antennas of directional gain greater than 6 dBi are used, the peak output power shall be reduced by the amount in dB that the directional gain of the antenna exceeds 6 dBi.

#### 3.3.2 Measuring Instruments

See list of measuring equipment of this test report.

#### 3.3.3 Test Procedures

The testing follows FCC KDB 789033 D02 General UNII Test Procedures New Rules v02r01.

Section F) Maximum power spectral density.

##### <CDD Modes>

##### # Method SA-2 #

(trace averaging across on and off times of the EUT transmissions, followed by duty cycle correction).

- Measure the duty cycle.
- Set span to encompass the entire emission bandwidth (EBW) of the signal.
- Set RBW = 1 MHz.
- Set VBW  $\geq$  3 MHz.
- Number of points in sweep  $\geq$  2 Span / RBW.
- Sweep time = auto.
- Detector = RMS
- Trace average at least 100 traces in power averaging mode.
- Add  $10 \log(1/x)$ , where x is the duty cycle, to the measured power in order to compute the average power during the actual transmission times. For example, add  $10 \log(1/0.25) = 6$  dB if the duty cycle is 25 percent.

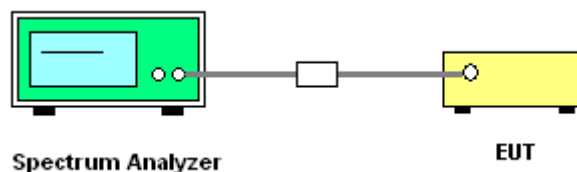
**<TXBF Modes>****# Method SA-3 #**

(power averaging (rms) detection with max hold):

- Set span to encompass the entire emission bandwidth (EBW) of the signal.
  - Set RBW = 1 MHz.
  - Set VBW  $\geq$  3 MHz
  - Number of points in sweep  $\geq$  2 Span / RBW.
  - Sweep time  $\leq$  (number of points in sweep)  $\times$  T, when duty cycle is less than 98 percent where T is the minimum transmission duration over which the transmitter is on and is transmitting at its maximum power control level for the tested mode of operation.
  - Detector = power averaging (rms).
  - Trace mode = max hold.
  - Allow max hold to run for at least 60 seconds, or longer as needed to allow the trace to stabilize.
1. The RF output of EUT was connected to the spectrum analyzer by a low loss cable.
  2. Each plot has already offset with cable loss, and attenuator loss. Measure the PPSD and record it.
  3. For MIMO mode, calculation method follows FCC KDB 662911 D01 Multiple Transmitter Output v02r01.

Method (a): Measure and sum the spectra across the outputs.

The total final Power Spectral Density is from a device with 2 transmitter outputs. The spectrum measurements of the individual outputs are all performed with the same span and number of points; the spectrum value in the first spectral bin of output 1 is summed with that in the first spectral bin of output 2 to obtain the value for the first frequency bin of the summed spectrum.

**3.3.4 Test Setup**



3.3.5 Test Result of Power Spectral Density

<CDD Modes>

Test Engineer :	Shiming Liu	Temperature :	21~25°C
		Relative Humidity :	51~54%

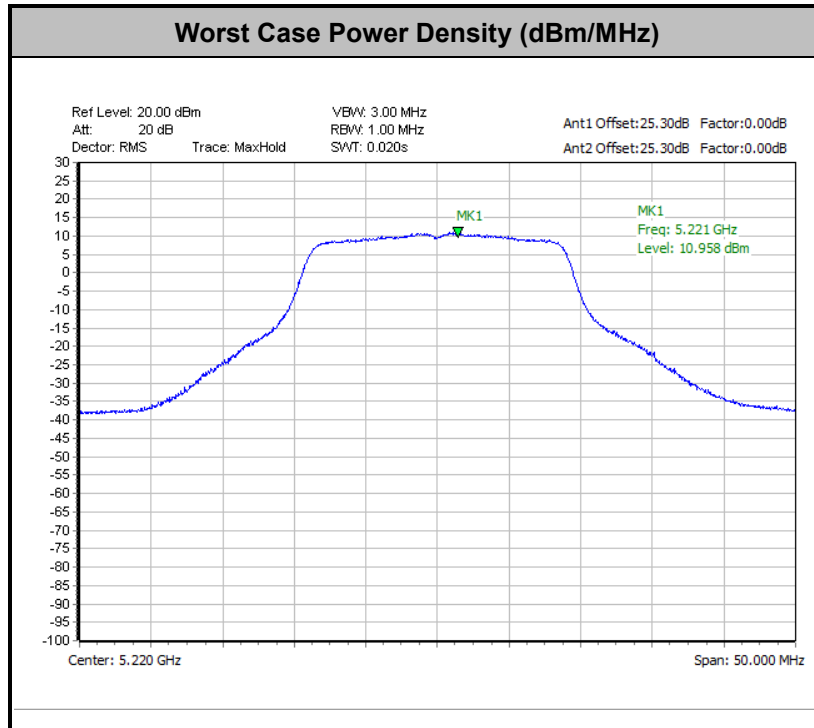
FCC Band I														
Mod.	Data Rate	NTX	CH.	Freq. (MHz)	Duty Factor (dB)		Average Power Density (dBm/MHz)			Average PSD Limit (dBm/MHz)		DG (dBi)		Pass /Fail
					Ant 1	Ant 2	Ant 1	Ant 2	SUM	Ant 1	Ant 2	Ant 1	Ant 2	
11a	6Mbps	1	36	5180	0.00	0.00	10.28	10.21	-	11.00	11.00	3.73	1.72	Pass
11a	6Mbps	1	44	5220	0.00	0.00	10.22	10.07	-	11.00	11.00	3.73	1.72	Pass
11a	6Mbps	1	48	5240	0.00	0.00	10.26	10.46	-	11.00	11.00	3.73	1.72	Pass
VHT20	MCS0	1	36	5180	0.00	0.00	10.40	10.59	-	11.00	11.00	3.73	1.72	Pass
VHT20	MCS0	1	44	5220	0.00	0.00	10.58	10.74	-	11.00	11.00	3.73	1.72	Pass
VHT20	MCS0	1	48	5240	0.00	0.00	10.33	10.55	-	11.00	11.00	3.73	1.72	Pass
VHT40	MCS0	1	38	5190	0.00	0.00	4.23	4.04	-	11.00	11.00	3.73	1.72	Pass
VHT40	MCS0	1	46	5230	0.00	0.00	6.50	6.21	-	11.00	11.00	3.73	1.72	Pass
VHT80	MCS0	1	42	5210	0.00	0.00	1.47	1.30	-	11.00	11.00	3.73	1.72	Pass
11a	6Mbps	2	36	5180	0.00	0.00			10.59	11.00		5.79		Pass
11a	6Mbps	2	44	5220	0.00	0.00			10.71	11.00		5.79		Pass
11a	6Mbps	2	48	5240	0.00	0.00			10.75	11.00		5.79		Pass
VHT20	MCS0	2	36	5180	0.00	0.00			10.87	11.00		5.79		Pass
VHT20	MCS0	2	44	5220	0.00	0.00			10.96	11.00		5.79		Pass
VHT20	MCS0	2	48	5240	0.00	0.00			10.75	11.00		5.79		Pass
VHT40	MCS0	2	38	5190	0.00	0.00			6.51	11.00		5.79		Pass
VHT40	MCS0	2	46	5230	0.00	0.00			9.06	11.00		5.79		Pass
VHT80	MCS0	2	42	5210	0.00	0.00			3.27	11.00		5.79		Pass



Band II														
Mod.	Data Rate	NTX	CH.	Freq. (MHz)	Duty Factor (dB)		Average Power Density (dBm/MHz)			Average PSD Limit (dBm/MHz)		DG (dBi)		Pass /Fail
					Ant 1	Ant 2	Ant 1	Ant 2	SUM	Ant 1	Ant 2	Ant 1	Ant 2	
11a	6Mbps	1	52	5260	0.00	0.00	10.54	10.29		11.00	11.00	3.84	1.75	Pass
11a	6Mbps	1	60	5300	0.00	0.00	10.19	9.99		11.00	11.00	3.84	1.75	Pass
11a	6Mbps	1	64	5320	0.00	0.00	10.48	10.08		11.00	11.00	3.84	1.75	Pass
VHT20	MCS0	1	52	5260	0.00	0.00	10.44	10.23		11.00	11.00	3.84	1.75	Pass
VHT20	MCS0	1	60	5300	0.00	0.00	10.52	10.12	-	11.00	11.00	3.84	1.75	Pass
VHT20	MCS0	1	64	5320	0.00	0.00	10.51	10.60		11.00	11.00	3.84	1.75	Pass
VHT40	MCS0	1	54	5270	0.00	0.00	6.35	5.51		11.00	11.00	3.84	1.75	Pass
VHT40	MCS0	1	62	5310	0.00	0.00	3.42	3.04		11.00	11.00	3.84	1.75	Pass
VHT80	MCS0	1	58	5290	0.00	0.00	-0.54	-0.67		11.00	11.00	3.84	1.75	Pass
11a	6Mbps	2	52	5260	0.00	0.00			10.92	11.00		5.87		Pass
11a	6Mbps	2	60	5300	0.00	0.00			10.76	11.00		5.87		Pass
11a	6Mbps	2	64	5320	0.00	0.00			10.73	11.00		5.87		Pass
VHT20	MCS0	2	52	5260	0.00	0.00			10.82	11.00		5.87		Pass
VHT20	MCS0	2	60	5300	0.00	0.00			10.54	11.00		5.87		Pass
VHT20	MCS0	2	64	5320	0.00	0.00			10.70	11.00		5.87		Pass
VHT40	MCS0	2	54	5270	0.00	0.00			8.74	11.00		5.87		Pass
VHT40	MCS0	2	62	5310	0.00	0.00			5.01	11.00		5.87		Pass
VHT80	MCS0	2	58	5290	0.00	0.00			-0.56	11.00		5.87		Pass



Band III														
Mod.	Data Rate	NTX	CH.	Freq. (MHz)	Duty Factor (dB)		Average Power Density (dBm/MHz)			Average PSD Limit (dBm/MHz)		DG (dBi)		Pass /Fail
					Ant 1	Ant 2	Ant 1	Ant 2	SUM	Ant 1	Ant 2	Ant 1	Ant 2	
11a	6Mbps	1	100	5500	0.00	0.00	10.54	10.46	-	11.00	11.00	3.25	2.54	Pass
11a	6Mbps	1	116	5580	0.00	0.00	10.69	10.88	-	11.00	11.00	3.25	2.54	Pass
11a	6Mbps	1	140	5700	0.00	0.00	9.93	10.03	-	11.00	11.00	3.25	2.54	Pass
11a	6Mbps	1	144	5720	0.00	0.00	10.16	10.34	-	11.00	11.00	3.25	2.54	Pass
VHT20	MCS0	1	100	5500	0.00	0.00	10.81	10.83	-	11.00	11.00	3.25	2.54	Pass
VHT20	MCS0	1	116	5580	0.00	0.00	10.53	10.90	-	11.00	11.00	3.25	2.54	Pass
VHT20	MCS0	1	140	5700	0.00	0.00	10.22	10.03	-	11.00	11.00	3.25	2.54	Pass
VHT20	MCS0	1	144	5720	0.00	0.00	10.00	10.26	-	11.00	11.00	3.25	2.54	Pass
VHT40	MCS0	1	102	5510	0.00	0.00	6.05	6.32	-	11.00	11.00	3.25	2.54	Pass
VHT40	MCS0	1	110	5550	0.00	0.00	6.26	6.63	-	11.00	11.00	3.25	2.54	Pass
VHT40	MCS0	1	134	5670	0.00	0.00	6.09	5.79	-	11.00	11.00	3.25	2.54	Pass
VHT40	MCS0	1	142	5710	0.00	0.00	5.85	5.80	-	11.00	11.00	3.25	2.54	Pass
VHT80	MCS0	1	106	5530	0.00	0.00	2.68	2.32	-	11.00	11.00	3.25	2.54	Pass
VHT80	MCS0	1	122	5610	0.00	0.00	4.36	4.60	-	11.00	11.00	3.25	2.54	Pass
VHT80	MCS0	1	138	5690	0.00	0.00	3.94	3.90	-	11.00	11.00	3.25	2.54	Pass
11a	6Mbps	2	100	5500	0.00	0.00	-	-	10.69	11.00	11.00	5.91	5.91	Pass
11a	6Mbps	2	116	5580	0.00	0.00	-	-	10.78	11.00	11.00	5.91	5.91	Pass
11a	6Mbps	2	140	5700	0.00	0.00	-	-	10.73	11.00	11.00	5.91	5.91	Pass
11a	6Mbps	2	144	5720	0.00	0.00	-	-	10.59	11.00	11.00	5.91	5.91	Pass
VHT20	MCS0	2	100	5500	0.00	0.00	-	-	10.55	11.00	11.00	5.91	5.91	Pass
VHT20	MCS0	2	116	5580	0.00	0.00	-	-	10.67	11.00	11.00	5.91	5.91	Pass
VHT20	MCS0	2	140	5700	0.00	0.00	-	-	10.78	11.00	11.00	5.91	5.91	Pass
VHT20	MCS0	2	144	5720	0.00	0.00	-	-	10.81	11.00	11.00	5.91	5.91	Pass
VHT40	MCS0	2	102	5510	0.00	0.00	-	-	7.51	11.00	11.00	5.91	5.91	Pass
VHT40	MCS0	2	110	5550	0.00	0.00	-	-	9.23	11.00	11.00	5.91	5.91	Pass
VHT40	MCS0	2	134	5670	0.00	0.00	-	-	8.35	11.00	11.00	5.91	5.91	Pass
VHT40	MCS0	2	142	5710	0.00	0.00	-	-	8.81	11.00	11.00	5.91	5.91	Pass
VHT80	MCS0	2	106	5530	0.00	0.00	-	-	3.02	11.00	11.00	5.91	5.91	Pass
VHT80	MCS0	2	122	5610	0.00	0.00	-	-	7.12	11.00	11.00	5.91	5.91	Pass
VHT80	MCS0	2	138	5690	0.00	0.00	-	-	6.81	11.00	11.00	5.91	5.91	Pass



**Note:** Average Power Density (dB) = Measured value+ Duty Factor



<TXBF Modes>

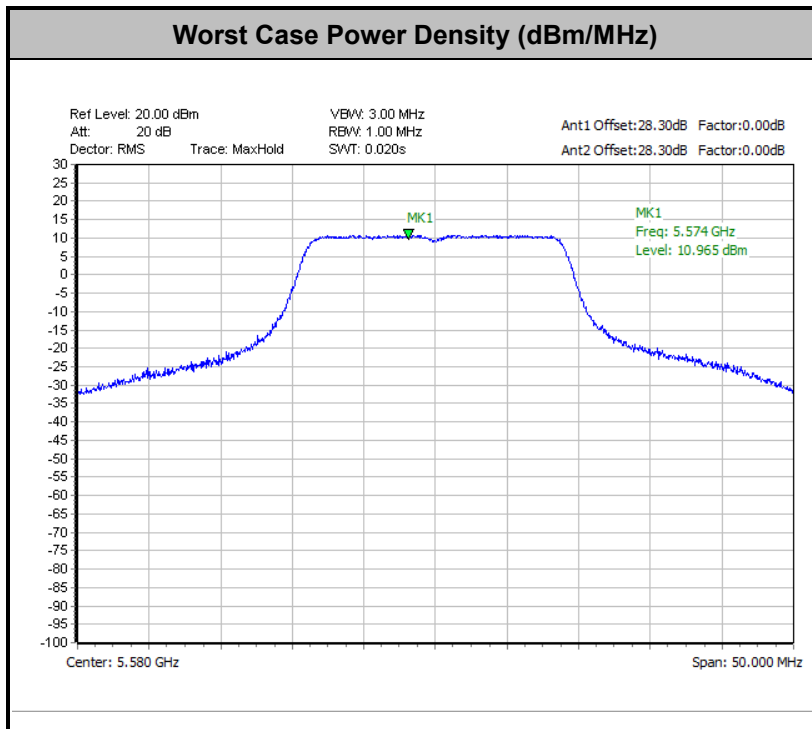
Test Engineer :	Luffy Lin	Temperature :	21~25°C
		Relative Humidity :	51~54%

FCC Band I														
Mod.	Data Rate	NTX	CH.	Freq. (MHz)	Duty Factor (dB)		Average Power Density (dBm/MHz)			Average PSD Limit (dBm/MHz)		DG (dBi)		Pass /Fail
					Ant 1	Ant 2	Ant 1	Ant 2	SUM	Ant 1	Ant 2	Ant 1	Ant 2	
VHT20	MCS0	2	36	5180	0.00	0.00	-			10.78	11.00	5.79	Pass	
VHT20	MCS0	2	44	5220	0.00	0.00				10.78	11.00	5.79	Pass	
VHT20	MCS0	2	48	5240	0.00	0.00				10.80	11.00	5.79	Pass	
VHT40	MCS0	2	38	5190	0.00	0.00				7.28	11.00	5.79	Pass	
VHT40	MCS0	2	46	5230	0.00	0.00				9.02	11.00	5.79	Pass	
VHT80	MCS0	2	42	5210	0.00	0.00				5.51	11.00	5.79	Pass	

Band II														
Mod.	Data Rate	NTX	CH.	Freq. (MHz)	Duty Factor (dB)		Average Power Density (dBm/MHz)			Average PSD Limit (dBm/MHz)		DG (dBi)		Pass /Fail
					Ant 1	Ant 2	Ant 1	Ant 2	SUM	Ant 1	Ant 2	Ant 1	Ant 2	
VHT20	MCS0	2	52	5260	0.00	0.00	-			10.93	11.00	5.87	Pass	
VHT20	MCS0	2	60	5300	0.00	0.00				10.80	11.00	5.87	Pass	
VHT20	MCS0	2	64	5320	0.00	0.00				10.54	11.00	5.87	Pass	
VHT40	MCS0	2	54	5270	0.00	0.00				9.13	11.00	5.87	Pass	
VHT40	MCS0	2	62	5310	0.00	0.00				5.34	11.00	5.87	Pass	
VHT80	MCS0	2	58	5290	0.00	0.00				-0.03	11.00	5.87	Pass	



Band III														
Mod.	Data Rate	NTX	CH.	Freq. (MHz)	Duty Factor (dB)		Average Power Density (dBm/MHz)			Average PSD Limit (dBm/MHz)		DG (dBi)		Pass /Fail
					Ant 1	Ant 2	Ant 1	Ant 2	SUM	Ant 1	Ant 2	Ant 1	Ant 2	
VHT20	MCS0	2	100	5500	0.00	0.00	-		10.93	11.00	5.91		Pass	
VHT20	MCS0	2	116	5580	0.00	0.00		10.97	11.00	5.91	Pass			
VHT20	MCS0	2	140	5700	0.00	0.00		10.83	11.00	5.91	Pass			
VHT20	MCS0	2	144	5720	0.00	0.00		10.91	11.00	5.91	Pass			
VHT40	MCS0	2	102	5510	0.00	0.00		5.56	11.00	5.91	Pass			
VHT40	MCS0	2	110	5550	0.00	0.00		9.86	11.00	5.91	Pass			
VHT40	MCS0	2	134	5670	0.00	0.00		9.23	11.00	5.91	Pass			
VHT40	MCS0	2	142	5710	0.00	0.00		9.37	11.00	5.91	Pass			
VHT80	MCS0	2	106	5530	0.00	0.00		4.57	11.00	5.91	Pass			
VHT80	MCS0	2	122	5610	0.00	0.00		6.20	11.00	5.91	Pass			
VHT80	MCS0	2	138	5690	0.00	0.00		6.40	11.00	5.91	Pass			







### 3.4 Unwanted Emissions Measurement

This section is to measure unwanted emissions through radiated measurement for band edge spurious emissions and out of band emissions measurement.

#### 3.4.1 Limit of Unwanted Emissions

- (1) For transmitters operating in the 5150-5250 MHz band: all emissions outside of the 5150-5350 MHz band shall not exceed an EIRP of -27dBm/MHz.

For transmitters operating in the 5250-5350 MHz band: all emissions outside of the 5150-5350 MHz band shall not exceed an EIRP of -27 dBm/MHz. Devices operating in the 5250-5350 MHz band that generate emissions in the 5150-5250 MHz band must meet all applicable technical requirements for operation in the 5150-5250 MHz band (including indoor use) or alternatively meet an out-of-band emission EIRP limit of -27 dBm/MHz in the 5150-5250 MHz band.

For transmitters operating in the 5470-5600 MHz and 5650-5725MHz band: all emissions outside of the 5470-5600 MHz and 5650-5725MHz band shall not exceed an EIRP of -27 dBm/MHz.

- (2) Unwanted spurious emissions fallen in restricted bands shall comply with the general field strength limits as below table:

Frequency (MHz)	Field Strength (microvolts/meter)	Measurement Distance (meters)
0.009 – 0.490	2400/F(kHz)	300
0.490 – 1.705	24000/F(kHz)	30
1.705 – 30.0	30	30
30 – 88	100	3
88 – 216	150	3
216 - 960	200	3
Above 960	500	3

Note: The following formula is used to convert the EIRP to field strength.

$$E = \frac{1000000\sqrt{30P}}{3} \mu\text{V/m, where P is the eirp (Watts)}$$

EIRP (dBm)	Field Strength at 3m (dBμV/m)
- 27	68.3



(3) KDB789033 D02 v02r01 G)2)c)

- (i) Section 15.407(b)(1) to (b)(3) specify the unwanted emission limits for the U-NII-1 and U-NII-2 bands. As specified, emissions above 1000 MHz that are outside of the restricted bands are subject to a peak emission limit of -27 dBm/MHz.<sup>3</sup>
- (ii) Section 15.407(b)(4) specifies the unwanted emission limit for the U-NII-3 band. A band emissions mask is specified in Section 15.407(b)(4)(i). The emission limits are in terms of a Peak detector. An alternative to the band emissions mask is specified in Section 15.407(b)(4)(ii). The alternative limits are based on the highest antenna gain specified in the filing. There are also marketing and importation restrictions for the devices using the alternative limit.<sup>4</sup>

**Note 3:** An out-of-band emission that complies with both the average and peak limits of Section 15.209 is not required to satisfy the -27 dBm/MHz peak emission limit.

**Note 4:** Only devices with antenna gains of 10 dBi or less may be approved using the emission limits specified in Section 15.247(d) till March 2, 2018; all other devices operating in this band must use the mask specified in Section 15.407(b)(4)(i).

### 3.4.2 Measuring Instruments

See list of measuring equipment of this test report.

### 3.4.3 Test Procedures

1. The testing follows FCC KDB 789033 D02 General UNII Test Procedures New Rules v02r01. Section G) Unwanted emissions measurement.

(1) Procedure for Unwanted Emissions Measurements Below 1000MHz

- RBW = 120 kHz
- VBW = 300 kHz
- Detector = Peak
- Trace mode = max hold

(2) Procedure for Peak Unwanted Emissions Measurements Above 1000 MHz

- RBW = 1 MHz
- VBW ≥ 3 MHz
- Detector = Peak
- Sweep time = auto
- Trace mode = max hold

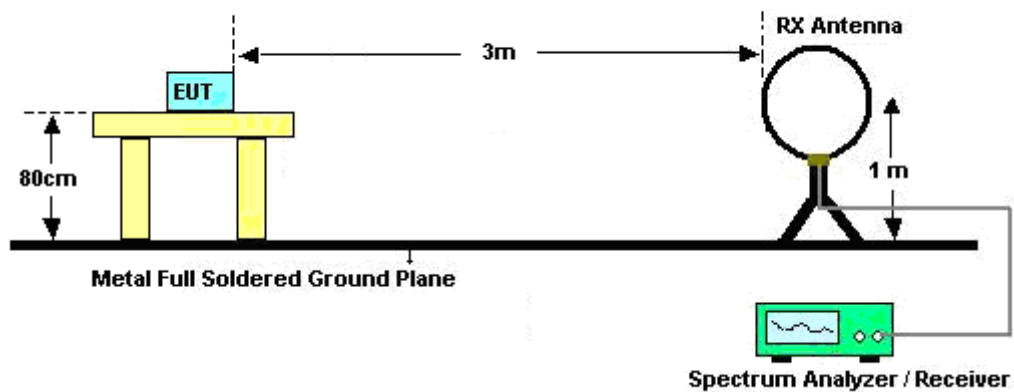
(3) Procedures for Average Unwanted Emissions Measurements Above 1000MHz

- RBW = 1 MHz
- VBW = 10 Hz, when duty cycle is no less than 98 percent.
- $VBW \geq 1/T$ , when duty cycle is less than 98 percent where T is the minimum transmission duration over which the transmitter is on and is transmitting at its maximum power control level for the tested mode of operation.

2. The EUT was placed on a turntable with 0.8 meter for frequency below 1GHz and 1.5 meter for frequency above 1GHz respectively above ground.
3. The EUT was set 3 meters from the interference receiving antenna which was mounted on the top of a variable height antenna tower.
4. The antenna is a broadband antenna and its height is adjusted between one meter and four meters above ground to find the maximum value of the field strength for both horizontal polarization and vertical polarization of the antenna.
5. For each suspected emission, the EUT was arranged to its worst case and then adjust the antenna tower (from 1 m to 4 m) and turntable (from 0 degree to 360 degrees) to find the maximum reading.
6. For testing below 1GHz, if the emission level of the EUT in peak mode was 3 dB lower than the limit specified, then peak values of EUT will be reported, otherwise, the emissions will be repeated one by one using the CISPR quasi-peak method and reported.
7. For testing above 1GHz, the emission level of the EUT in peak mode was 20dB lower than average limit (that means the emission level in average mode also complies with the limit in average mode), then peak values of EUT will be reported, otherwise, the emissions will be measured in average mode again and reported.

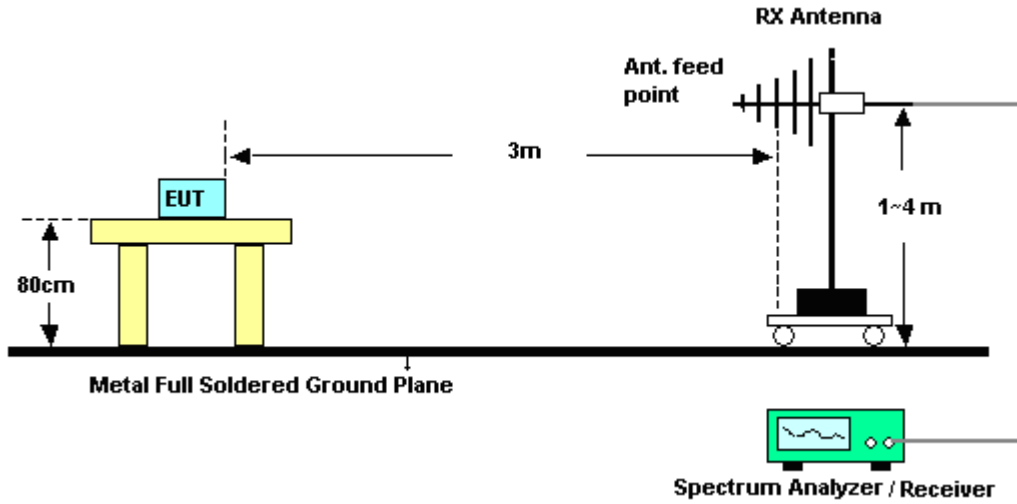
### 3.4.4 Test Setup

**For radiated emissions below 30MHz**

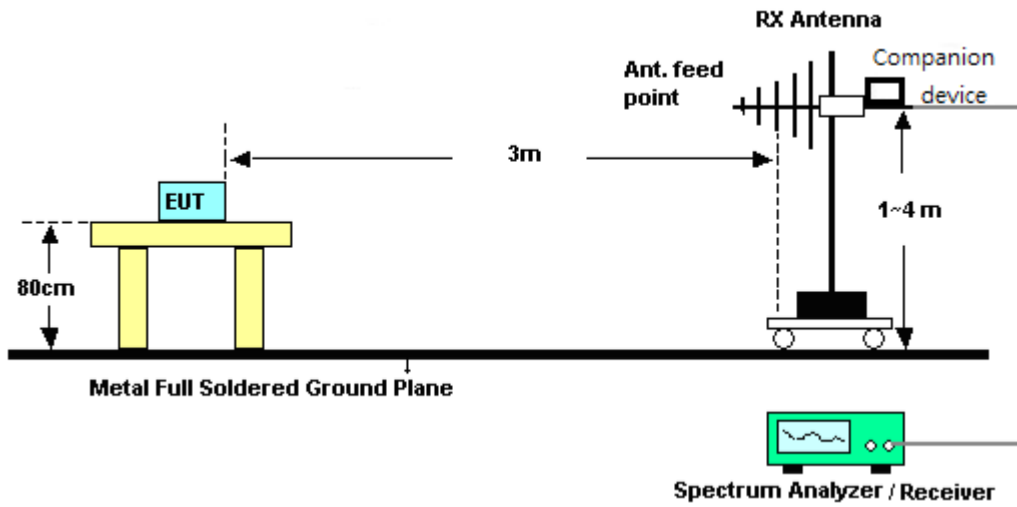


For radiated emissions from 30MHz to 1GHz

<CDD Mode>

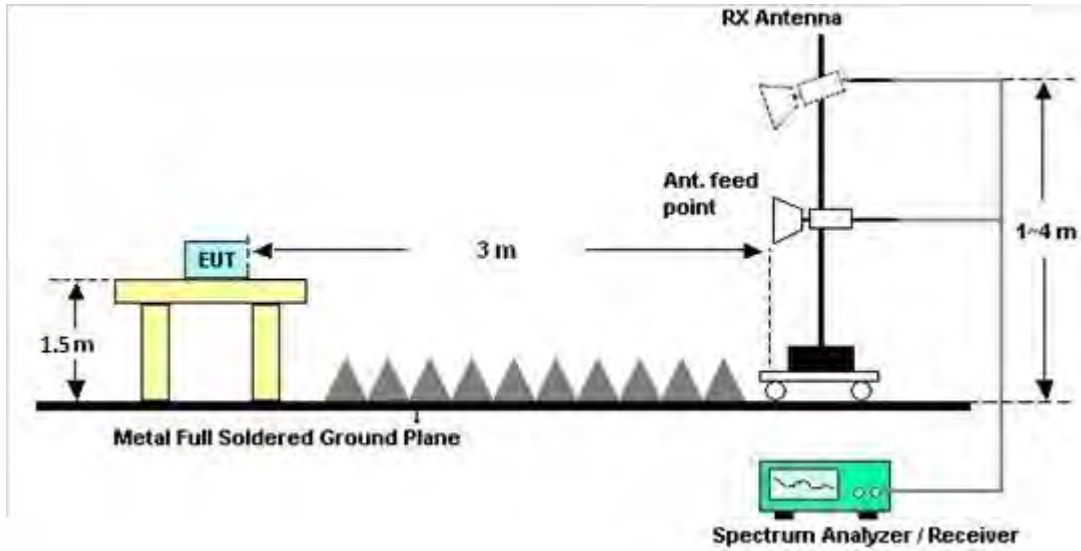


<TXBF Modes>

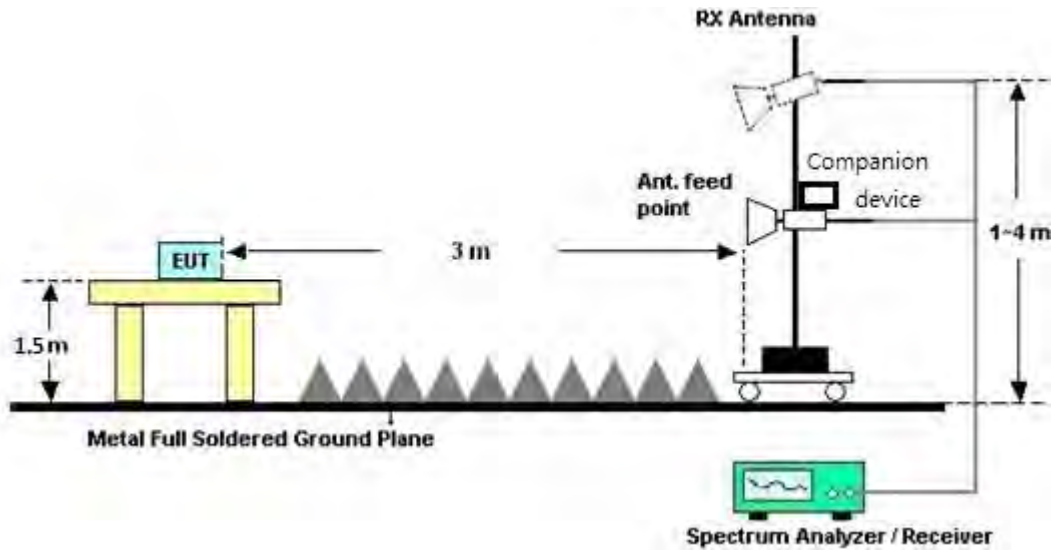


For radiated emissions above 1GHz

<CDD Mode>



<TXBF Modes>





### **3.4.5 Test Results of Radiated Spurious Emissions (9 kHz ~ 30 MHz)**

The low frequency, which started from 9 kHz to 30MHz, was pre-scanned and the result which was 20dB lower than the limit line was not reported.

There is a comparison data of both open-field test site and alternative test site - semi-Anechoic chamber according to 414788 D01 Radiated Test Site v01r01, and the result came out very similar.

### **3.4.6 Test Result of Radiated Spurious at Band Edges**

Please refer to Appendix B and C.

### **3.4.7 Duty Cycle**

Please refer to Appendix D.

### **3.4.8 Test Result of Radiated Spurious Emissions (30MHz ~ 10th Harmonic)**

Please refer to Appendix B and C.



### 3.5 AC Conducted Emission Measurement

#### 3.5.1 Limit of AC Conducted Emission

For equipment that is designed to be connected to the public utility (AC) power line, the radio frequency voltage that is conducted back onto the AC power line on any frequency or frequencies within the band 150 kHz to 30 MHz shall not exceed the limits in the following table.

Frequency of emission (MHz)	Conducted limit (dBµV)	
	Quasi-peak	Average
0.15-0.5	66 to 56*	56 to 46*
0.5-5	56	46
5-30	60	50

\*Decreases with the logarithm of the frequency.

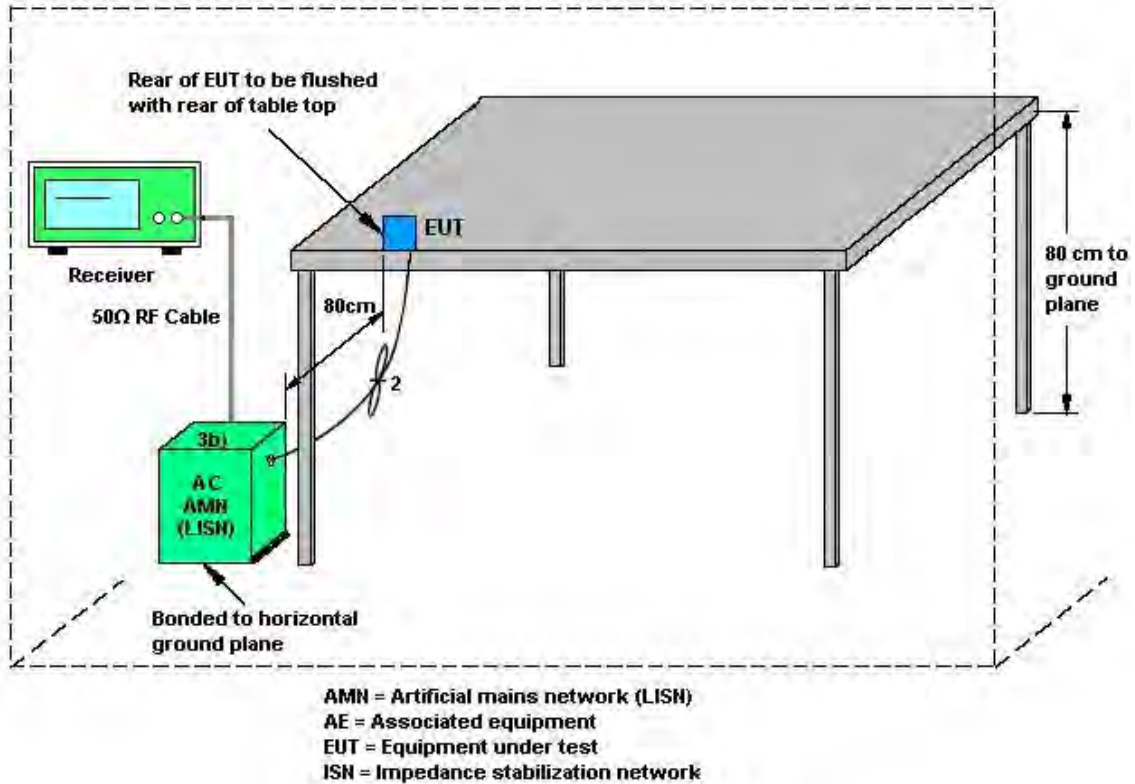
#### 3.5.2 Measuring Instruments

See list of measuring equipment of this test report.

#### 3.5.3 Test Procedures

1. The EUT was placed 0.4 meter from the conducting wall of the shielding room was kept at least 80 centimeters from any other grounded conducting surface.
2. Connect EUT to the power mains through a line impedance stabilization network (LISN).
3. All the support units are connecting to the other LISN.
4. The LISN provides 50 ohm coupling impedance for the measuring instrument.
5. The FCC states that a 50 ohm, 50 microhenry LISN should be used.
6. Both sides of AC line were checked for maximum conducted interference.
7. The frequency range from 150 kHz to 30 MHz was searched.
8. Set the test-receiver system to Peak Detect Function and specified bandwidth with Maximum Hold Mode.

### 3.5.4 Test Setup



### 3.5.5 Test Result of AC Conducted Emission

Please refer to Appendix A.





## **3.6 Automatically Discontinue Transmission**

### **3.6.1 Limit of Automatically Discontinue Transmission**

The device shall automatically discontinue transmission in case of either absence of information to transmit or operational failure. These provisions are not intended to preclude the transmission of control or signaling information or the use of repetitive codes used by certain digital technologies to complete frame or burst intervals. Applicants shall include in their application for equipment authorization to describe how this requirement is met.

### **3.6.2 Measuring Instruments**

See list of measuring equipment of this test report.

### **3.6.3 Test Result of Automatically Discontinue Transmission**

While the EUT is not transmitting any information, the EUT can automatically discontinue transmission and become standby mode for power saving. The EUT can detect the controlling signal of ACK message transmitting from remote device and verify whether it shall resend or discontinue transmission.



### 3.7 Antenna Requirements

#### 3.7.1 Standard Applicable

If transmitting antenna directional gain is greater than 6 dBi, both the peak transmit power and the peak power spectral density shall be reduced by the amount in dB that the directional gain of the antenna exceeds 6 dBi.

#### 3.7.2 Antenna Anti-Replacement Construction

An embedded-in antenna design is used.

#### 3.7.3 Antenna Gain

<CDD Modes >

FCC KDB 662911 D01 Multiple Transmitter Output v02r01

For CDD transmissions, directional gain is calculated as

Directional gain = GANT + Array Gain, where Array Gain is as follows.

For power spectral density (PSD) measurements on all devices,

Array Gain = 10 log(NANT/NSS=1) dB.

For power measurements on IEEE 802.11 devices,

Array Gain = 0 dB (i.e., no array gain) for NANT ≤ 4.

Directional gain may be calculated by using the formulas applicable to equal gain antennas with GANT set equal to the gain of the antenna having the highest gain;

The EUT supports CDD mode.

For power, the directional gain GANT is set equal to the antenna having the highest gain, i.e., F)2)f)i).

For PSD, the directional gain calculation is following F)2)f)ii) of KDB 662911 D01 v02r01.

The power and PSD limit should be modified if the directional gain of EUT is over 6 dBi,

The directional gain "DG" is calculated as following table.

<b>&lt;CDD Modes&gt;</b>						
			<b>DG for Power (dBi)</b>	<b>DG for PSD (dBi)</b>	<b>Power Limit Reduction (dB)</b>	<b>PSD Limit Reduction (dB)</b>
	<b>Ant. 1 (dBi)</b>	<b>Ant. 2 (dBi)</b>				
<b>Band I</b>	3.73	1.72	3.73	5.79	0.00	0.00
<b>Band II</b>	3.84	1.75	3.84	5.87	0.00	0.00
<b>Band III</b>	3.25	2.54	3.25	5.91	0.00	0.00

*Power limit reduction = Composite gain – 6dBi, ( min = 0 )*

*PSD limit reduction = Composite gain + PSD Array gain – 6dBi, ( min = 0 )*

**TXBF modes**

FCC KDB 662911 D01 Multiple Transmitter Output v02r01

For CDD transmissions, directional gain is calculated as

$$DirectionalGain = 10 \cdot \log \left[ \frac{\sum_{j=1}^{N_{SS}} \left\{ \sum_{k=1}^{N_{ANT}} g_{j,k} \right\}^2}{N_{ANT}} \right]$$

where

Each antenna is driven by no more than one spatial stream;

$N_{SS}$  = the number of independent spatial streams of data;

$N_{ANT}$  = the total number of antennas

$g_{j,k} = 10^{G_k / 20}$  if the  $k$ th antenna is being fed by spatial stream  $j$ , or zero if it is not;  
 $G_k$  is the gain in dBi of the  $k$ th antenna.

The EUT supports beamforming for 802.11ac modes.

The directional gain calculation is following F)2)e)ii) of KDB 662911 D01 v02r01.

The power and PSD limit should be modified if the directional gain of EUT is over 6 dBi,

The directional gain “DG” is calculated as following table.

			DG	DG	Power	PSD
			for	for	Limit	Limit
	Ant 1	Ant 2	Power	PSD	Reduction	Reduction
	(dBi)	(dBi)	(dBi)	(dBi)	(dB)	(dB)
<b>Band I</b>	3.73	1.72	5.79	5.79	0.00	0.00
<b>Band II</b>	3.84	1.75	5.87	5.87	0.00	0.00
<b>Band III</b>	3.25	2.54	5.91	5.91	0.00	0.00

$Power\ Limit\ Reduction = DG(Power) - 6dBi, (min = 0)$

$PSD\ Limit\ Reduction = DG(PSD) - 6dBi, (min = 0)$



## 4 List of Measuring Equipment

Instrument	Manufacturer	Model No.	Serial No.	Characteristics	Calibration Date	Test Date	Due Date	Remark
Loop Antenna	Rohde & Schwarz	HFH2-Z2	100488	9 kHz~30 MHz	Jan. 07, 2019	Jun. 21, 2019~ Jul. 16, 2019	Jan. 06, 2020	Radiation (03CH15-HY)
Preamplifier	EMEC	EM18G40G	060715	18GHz ~ 40GHz	Dec. 06, 2018	Jun. 21, 2019~ Jul. 16, 2019	Dec. 05, 2019	Radiation (03CH15-HY)
Bilog Antenna	TESEQ	CBL6111D&0 0800N1D01N- 06	41912&05	30MHz to 1GHz	Feb. 12, 2019	Jun. 21, 2019~ Jul. 16, 2019	Feb. 11, 2020	Radiation (03CH15-HY)
Horn Antenna	SCHWARZBE CK	BBHA 9120D	9120D-162 0	1G~18GHz	Oct. 17, 2018	Jun. 21, 2019~ Jul. 16, 2019	Oct. 16, 2019	Radiation (03CH15-HY)
SHF-EHF Horn Antenna	SCHWARZBE CK	BBHA 9170	BBHA9170 584	18GHz- 40GHz	Dec. 05, 2018	Jun. 21, 2019~ Jul. 16, 2019	Dec. 04, 2019	Radiation (03CH15-HY)
Amplifier	SONOMA	310N	363440	9kHz~1GHz	Dec. 28, 2018	Jun. 21, 2019~ Jul. 16, 2019	Dec. 27, 2019	Radiation (03CH15-HY)
Preamplifier	Jet-Power	JPA0118-55-3 03	171000180 0055007	1GHz~18GHz	Apr. 01, 2019	Jun. 21, 2019~ Jul. 16, 2019	Mar. 31, 2020	Radiation (03CH15-HY)
Preamplifier	Keysight	83017A	MY532701 95	1GHz~26.5GHz	Aug. 23, 2018	Jun. 21, 2019~ Jul. 16, 2019	Aug. 22, 2019	Radiation (03CH15-HY)
EMI Test Receiver	Keysight	N9038A (MXE)	MY541300 85	20Hz ~ 8.4GHz	Nov. 01, 2018	Jun. 21, 2019~ Jul. 16, 2019	Oct. 31, 2019	Radiation (03CH15-HY)
Spectrum Analyzer	Agilent	E4446A	MY501801 36	3Hz~44GHz	Apr. 29, 2019	Jun. 21, 2019~ Jul. 16, 2019	Apr. 28, 2020	Radiation (03CH15-HY)
Turn Table	ChainTek	T-200-S-1	N/A	0~360 Degree	N/A	Jun. 21, 2019~ Jul. 16, 2019	N/A	Radiation (03CH15-HY)
Software	Audix	E3 6.2009-8-24 (k5)	RK-00045 1	N/A	N/A	Jun. 21, 2019~ Jul. 16, 2019	N/A	Radiation (03CH15-HY)
RF Cable	HUBER + SUHNER	SUCOFLEX 104	MY36980/ 4	30M-18G	Apr. 15, 2019	Jun. 21, 2019~ Jul. 16, 2019	Apr. 14, 2020	Radiation (03CH15-HY)
RF Cable	HUBER + SUHNER	SUCOFLEX 104	MY9838/4	30M-18G	Apr. 15, 2019	Jun. 21, 2019~ Jul. 16, 2019	Apr. 14, 2020	Radiation (03CH15-HY)
RF Cable	HUBER + SUHNER	SUCOFLEX 104	MY802430 /4	30M~18GHz	May 13, 2019	Jun. 21, 2019~ Jul. 16, 2019	May 12, 2020	Radiation (03CH15-HY)
RF Cable	HUBER + SUHNER	SUCOFLEX 102	MY2859/2	30MHz-40GHz	Mar. 13, 2019	Jun. 21, 2019~ Jul. 16, 2019	Mar. 12, 2020	Radiation (03CH15-HY)
RF Cable	HUBER + SUHNER	SUCOFLEX 102	MY4274/2	30MHz-40GHz	Mar. 13, 2019	Jun. 21, 2019~ Jul. 16, 2019	Mar. 12, 2020	Radiation (03CH15-HY)
Filter	Wainwright	WLK4-1000-1 530-8000-40S S	SN11	1G Low Pass	Sep. 16, 2018	Jun. 21, 2019~ Jul. 16, 2019	Sep. 15, 2019	Radiation (03CH15-HY)
Filter	Wainwright	WHKX8-5872. 5-6750-18000 -40ST	SN3	6.75 GHz Highpass	Sep. 16, 2018	Jun. 21, 2019~ Jul. 16, 2019	Sep. 15, 2019	Radiation (03CH15-HY)



Instrument	Manufacturer	Model No.	Serial No.	Characteristics	Calibration Date	Test Date	Due Date	Remark
AC Power Source	ChainTek	APC-1000W	N/A	N/A	N/A	Jul. 06, 2019	N/A	Conduction (CO05-HY)
EMI Test Receiver	Rohde & Schwarz	ESR3	102388	9kHz~3.6GHz	Nov. 12, 2018	Jul. 06, 2019	Nov. 11, 2019	Conduction (CO05-HY)
LISN	Rohde & Schwarz	ENV216	100080	9kHz~30MHz	Nov. 14, 2018	Jul. 06, 2019	Nov. 13, 2019	Conduction (CO05-HY)
Software	Rohde & Schwarz	EMC32 V10.30	N/A	N/A	N/A	Jul. 06, 2019	N/A	Conduction (CO05-HY)
LF Cable	HUBER + SUHNER	RG-214/U	LF01	N/A	Dec. 31, 2018	Jul. 06, 2019	Dec. 30, 2019	Conduction (CO05-HY)
Pulse Limiter	Rohde & Schwarz	ESH3-Z2	100851	N/A	Dec. 31, 2018	Jul. 06, 2019	Dec. 30, 2019	Conduction (CO05-HY)
<b>&lt;CDD Mode&gt;</b>								
Power Sensor	DARE	RPR3006W	13I00030S NO32	9kHz~6GHz	Dec. 03, 2018	Jul. 05, 2019~ Jul. 25, 2019	Dec. 02, 2019	Conducted (TH05-HY)
Spectrum Analyzer	Rohde & Schwarz	FSP40	100057	9kHz-40GHz	Nov. 21, 2018	Jul. 05, 2019~ Jul. 25, 2019	Nov. 20, 2019	Conducted (TH05-HY)
Switch Box & RF Cable	Burgeon	ETF-058	EC120838 2	N/A	Mar. 27, 2019	Jul. 05, 2019~ Jul. 25, 2019	Mar. 26, 2020	Conducted (TH05-HY)
<b>&lt;TXBF Mode&gt;</b>								
Power Sensor	DARE	RPR3006W	16I00054S NO10	10MHz~6GHz	Dec. 19, 2018	Jul. 16, 2019~ Jul. 29, 2019	Dec. 18, 2019	Conducted (TH05-HY)
Spectrum Analyzer	Rohde & Schwarz	FSP40	100057	9kHz-40GHz	Nov. 21, 2018	Jul. 16, 2019~ Jul. 29, 2019	Nov. 20, 2019	Conducted (TH05-HY)
Programmable Power Supply	GW Instek	PSS-2005	GEO82176 3	N/A	Oct. 08, 2018	Jul. 16, 2019~ Jul. 29, 2019	Oct. 07, 2020	Conducted (TH05-HY)
Switch Box & RF Cable	EM	EMSW18	SW107090 3	N/A	Dec. 19, 2018	Jul. 16, 2019~ Jul. 29, 2019	Dec. 18, 2019	Conducted (TH05-HY)



## 5 Uncertainty of Evaluation

### Uncertainty of Conducted Emission Measurement (150kHz ~ 30MHz)

Measuring Uncertainty for a Level of Confidence of 95% ( $U = 2Uc(y)$ )	2.2
---	-----

### Uncertainty of Radiated Emission Measurement (30 MHz ~ 1000 MHz)

Measuring Uncertainty for a Level of Confidence of 95% ( $U = 2Uc(y)$ )	5.2
---	-----

### Uncertainty of Radiated Emission Measurement (1000 MHz ~ 18000 MHz)

Measuring Uncertainty for a Level of Confidence of 95% ( $U = 2Uc(y)$ )	5.5
---	-----

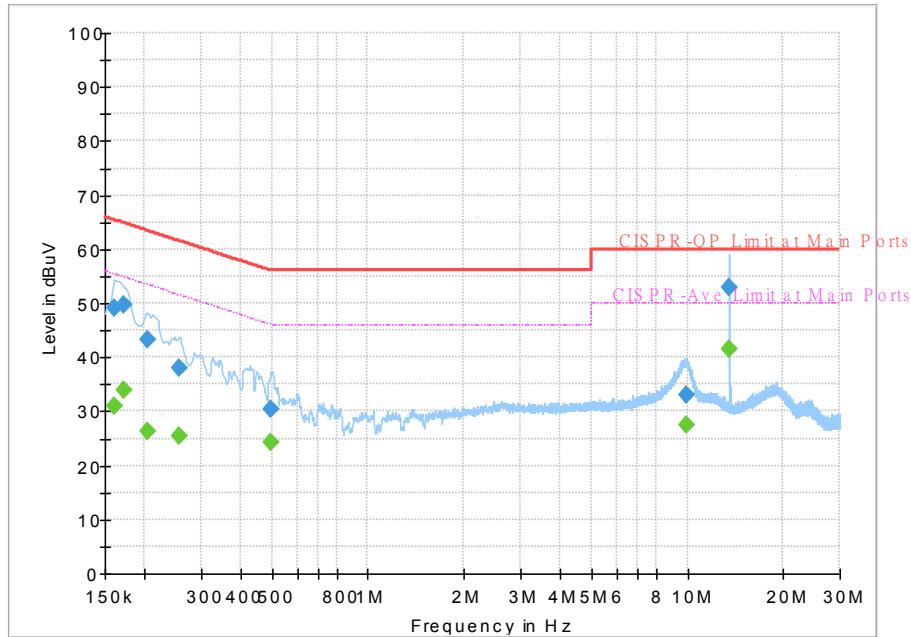
### Uncertainty of Radiated Emission Measurement (18000 MHz ~ 40000 MHz)

Measuring Uncertainty for a Level of Confidence of 95% ( $U = 2Uc(y)$ )	5.2
---	-----



## Appendix A. AC Conducted Emission Test Results

Test Engineer :	Louis Chung	Temperature :	22~24°C
		Relative Humidity :	64.4~68.2%
Test Voltage :	120Vac / 60Hz	Phase :	Line

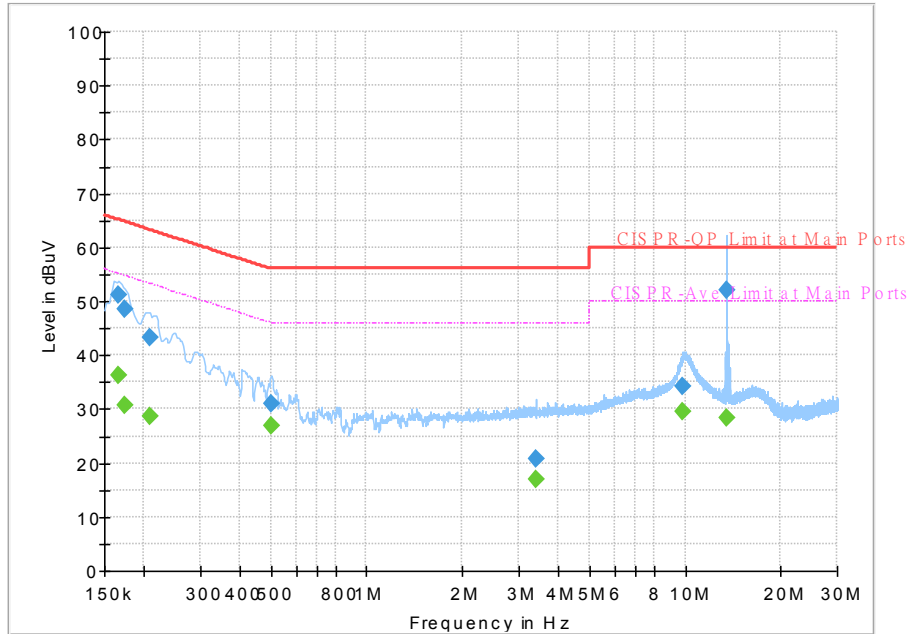


### Final Result

Frequency (MHz)	QuasiPeak (dBuV)	CAverage (dBuV)	Limit (dBuV)	Margin (dB)	Line	Filter	Corr. (dB)
0.161250	---	31.12	55.40	24.28	L1	OFF	19.4
0.161250	49.20	---	65.40	16.20	L1	OFF	19.4
0.172500	---	33.99	54.84	20.85	L1	OFF	19.4
0.172500	49.78	---	64.84	15.06	L1	OFF	19.4
0.204000	---	26.26	53.45	27.19	L1	OFF	19.4
0.204000	43.29	---	63.45	20.16	L1	OFF	19.4
0.255750	---	25.42	51.57	26.15	L1	OFF	19.4
0.255750	37.94	---	61.57	23.63	L1	OFF	19.4
0.496500	---	24.15	46.06	21.91	L1	OFF	19.4
0.496500	30.35	---	56.06	25.71	L1	OFF	19.4
9.906000	---	27.56	50.00	22.44	L1	OFF	19.6
9.906000	33.10	---	60.00	26.90	L1	OFF	19.6
13.560000	---	41.46	50.00	8.54	L1	OFF	19.6
13.560000	52.80	---	60.00	7.20	L1	OFF	19.6



Test Engineer :	Louis Chung	Temperature :	22~24°C
		Relative Humidity :	64.4~68.2%
Test Voltage :	120Vac / 60Hz	Phase :	Neutral



**Final Result**

Frequency (MHz)	QuasiPeak (dBuV)	CAverage (dBuV)	Limit (dBuV)	Margin (dB)	Line	Filter	Corr. (dB)
0.165750	---	36.32	55.17	18.85	N	OFF	19.4
0.165750	51.07	---	65.17	14.10	N	OFF	19.4
0.174750	---	30.59	54.73	24.14	N	OFF	19.4
0.174750	48.46	---	64.73	16.27	N	OFF	19.4
0.208500	---	28.72	53.27	24.55	N	OFF	19.4
0.208500	43.42	---	63.27	19.85	N	OFF	19.4
0.501000	---	26.85	46.00	19.15	N	OFF	19.5
0.501000	30.98	---	56.00	25.02	N	OFF	19.5
3.408000	---	16.82	46.00	29.18	N	OFF	19.5
3.408000	20.87	---	56.00	35.13	N	OFF	19.5
9.861000	---	29.55	50.00	20.45	N	OFF	19.7
9.861000	34.24	---	60.00	25.76	N	OFF	19.7
13.560000	---	28.48	50.00	21.52	N	OFF	19.7
13.560000	52.15	---	60.00	7.85	N	OFF	19.7





## Appendix B. Radiated Spurious Emission

Test Engineer :	Andy Yang, Karl Hou and BigShow Wang	Temperature :	23~26°C
		Relative Humidity :	50~65%

<CDD Mode>

Band 1 - 5150~5250MHz

WIFI 802.11a (Band Edge @ 3m)

WIFI Ant.	Note	Frequency ( MHz )	Level ( dBμV/m )	Over Limit ( dB )	Limit Line ( dBμV/m )	Read Level ( dBμV )	Antenna Factor ( dB/m )	Path Loss ( dB )	Preamp Factor ( dB )	Ant Pos ( cm )	Table Pos ( deg )	Peak Avg. ( P/A )	Pol. ( H/V )	
802.11a CH 36 5180MHz		5146.38	58.98	-15.02	74	48.2	31.8	9.25	30.27	100	147	P	H	
		5150	49.71	-4.29	54	38.92	31.8	9.26	30.27	100	147	A	H	
	*	5180	115.49	-	-	104.8	31.67	9.29	30.27	100	147	P	H	
	*	5180	107.98	-	-	97.29	31.67	9.29	30.27	100	147	A	H	
													H	
														H
			5147.94	55.84	-18.16	74	45.06	31.8	9.25	30.27	288	295	P	V
			5150	45.34	-8.66	54	34.55	31.8	9.26	30.27	288	295	A	V
	*		5180	111.59	-	-	100.9	31.67	9.29	30.27	288	295	P	V
	*		5180	104.13	-	-	93.44	31.67	9.29	30.27	288	295	A	V
														V
														V



WIFI Ant. 1	Note	Frequency ( MHz )	Level ( dBμV/m )	Over Limit ( dB )	Limit Line ( dBμV/m )	Read Level (dBμV)	Antenna Factor ( dB/m )	Path Loss ( dB )	Preamp Factor ( dB )	Ant Pos ( cm )	Table Pos ( deg )	Peak Avg. (P/A)	Pol. (H/V)
802.11a CH 44 5220MHz		5143.78	51.07	-22.93	74	40.29	31.8	9.25	30.27	100	146	P	H
		5148.98	42.94	-11.06	54	32.16	31.8	9.25	30.27	100	146	A	H
	*	5220	115.57	-	-	104.98	31.53	9.33	30.27	100	146	P	H
	*	5220	107.22	-	-	96.63	31.53	9.33	30.27	100	146	A	H
		5373.48	51.62	-22.38	74	40.98	31.47	9.44	30.27	100	146	P	H
		5354.44	42.7	-11.3	54	32.14	31.4	9.43	30.27	100	146	A	H
		5115.18	50.24	-23.76	74	39.43	31.87	9.22	30.28	300	275	P	V
		5148.98	41.4	-12.6	54	30.62	31.8	9.25	30.27	300	275	A	V
	*	5220	112.11	-	-	101.52	31.53	9.33	30.27	300	275	P	V
	*	5220	104.69	-	-	94.1	31.53	9.33	30.27	300	275	A	V
		5360.32	49.92	-24.08	74	39.36	31.4	9.43	30.27	300	275	P	V
		5453.28	41.67	-12.33	54	30.67	31.7	9.56	30.26	300	275	A	V
802.11a CH 48 5240MHz		5144.04	52.16	-21.84	74	41.38	31.8	9.25	30.27	100	144	P	H
		5141.96	42.35	-11.65	54	31.57	31.8	9.25	30.27	100	144	A	H
	*	5240	115.26	-	-	104.72	31.47	9.34	30.27	100	144	P	H
	*	5240	107.82	-	-	97.28	31.47	9.34	30.27	100	144	A	H
		5352.48	52.09	-21.91	74	41.54	31.4	9.42	30.27	100	144	P	H
		5355.28	43.93	-10.07	54	33.37	31.4	9.43	30.27	100	144	A	H
		5129.22	50.63	-23.37	74	39.84	31.83	9.23	30.27	298	295	P	V
		5138.06	41.72	-12.28	54	30.92	31.83	9.24	30.27	298	295	A	V
	*	5240	112.28	-	-	101.74	31.47	9.34	30.27	298	295	P	V
	*	5240	104.4	-	-	93.86	31.47	9.34	30.27	298	295	A	V
		5405.12	51.5	-22.5	74	40.69	31.6	9.47	30.26	298	295	P	V
		5355	42.76	-11.24	54	32.2	31.4	9.43	30.27	298	295	A	V
Remark	1. No other spurious found. 2. All results are PASS against Peak and Average limit line.												



Band 1 5150~5250MHz

WIFI 802.11a (Harmonic @ 3m)

WIFI Ant. 1	Note	Frequency ( MHz )	Level ( dBμV/m )	Over Limit ( dB )	Limit Line ( dBμV/m )	Read Level ( dBμV )	Antenna Factor ( dB/m )	Path Loss ( dB )	Preamp Factor ( dB )	Ant Pos ( cm )	Table Pos ( deg )	Peak Avg. ( P/A )	Pol. ( H/V )
802.11a CH 36 5180MHz		10360	44.57	-23.63	68.2	52.39	39.37	13.57	60.76	100	0	P	H
		15540	44.42	-29.58	74	51.03	37.93	17.01	61.55	100	0	P	H
													H
													H
		10360	44.62	-23.58	68.2	52.44	39.37	13.57	60.76	100	0	P	V
		15540	45.44	-28.56	74	52.05	37.93	17.01	61.55	100	0	P	V
													V
													V
802.11a CH 44 5220MHz		10440	45.79	-22.41	68.2	53.57	39.53	13.65	60.96	100	0	P	H
		15660	44.61	-29.39	74	51.41	37.45	17.16	61.41	100	0	P	H
													H
													H
		10440	44.88	-23.32	68.2	52.66	39.53	13.65	60.96	100	0	P	V
		15660	43.99	-30.01	74	50.79	37.45	17.16	61.41	100	0	P	V
													V
													V
802.11a CH 48 5240MHz		10480	44.36	-23.84	68.2	52.15	39.58	13.68	61.05	100	0	P	H
		15720	45.71	-28.29	74	52.54	37.3	17.21	61.34	100	0	P	H
													H
													H
		10480	44.99	-23.21	68.2	52.78	39.58	13.68	61.05	100	0	P	V
		15720	46.1	-27.9	74	52.93	37.3	17.21	61.34	100	0	P	V
													V
													V
Remark	1. No other spurious found. 2. All results are PASS against Peak and Average limit line.												



**Band 1 5150~5250MHz**

**WIFI 802.11ac VHT20 (Band Edge @ 3m)**

WIFI Ant. 1	Note	Frequency ( MHz )	Level ( dBμV/m )	Over Limit ( dB )	Limit Line ( dBμV/m )	Read Level (dBμV)	Antenna Factor ( dB/m )	Path Loss ( dB )	Preamp Factor ( dB )	Ant Pos ( cm )	Table Pos ( deg )	Peak Avg. (P/A)	Pol. (H/V)	
802.11ac VHT20 CH 36 5180MHz		5148.2	59.05	-14.95	74	48.27	31.8	9.25	30.27	100	147	P	H	
		5149.76	50.07	-3.93	54	39.29	31.8	9.25	30.27	100	147	A	H	
	*	5180	116.32	-	-	105.63	31.67	9.29	30.27	100	147	P	H	
	*	5180	107.77	-	-	97.08	31.67	9.29	30.27	100	147	A	H	
													H	
														H
			5148.2	54.25	-19.75	74	43.47	31.8	9.25	30.27	289	294	P	V
			5150	45.69	-8.31	54	34.9	31.8	9.26	30.27	289	294	A	V
		*	5180	111.2	-	-	100.51	31.67	9.29	30.27	289	294	P	V
		*	5180	103.55	-	-	92.86	31.67	9.29	30.27	289	294	A	V
													V	
													V	
802.11ac VHT20 CH 44 5220MHz		5145.08	52.03	-21.97	74	41.25	31.8	9.25	30.27	100	144	P	H	
		5150	43.21	-10.79	54	32.42	31.8	9.26	30.27	100	144	A	H	
		*	5220	114.4	-	-	103.81	31.53	9.33	30.27	100	144	P	H
		*	5220	107.25	-	-	96.66	31.53	9.33	30.27	100	144	A	H
			5444.6	51.87	-22.13	74	40.91	31.67	9.55	30.26	100	144	P	H
			5354.44	42.81	-11.19	54	32.25	31.4	9.43	30.27	100	144	A	H
			5148.2	50.57	-23.43	74	39.79	31.8	9.25	30.27	303	278	P	V
			5149.5	41.55	-12.45	54	30.77	31.8	9.25	30.27	303	278	A	V
		*	5220	111.18	-	-	100.59	31.53	9.33	30.27	303	278	P	V
		*	5220	103.69	-	-	93.1	31.53	9.33	30.27	303	278	A	V
		5403.72	52.07	-21.93	74	41.26	31.6	9.47	30.26	303	278	P	V	
		5354.16	42.03	-11.97	54	31.47	31.4	9.43	30.27	303	278	A	V	



WIFI Ant. 1	Note	Frequency ( MHz )	Level ( dBμV/m )	Over Limit ( dB )	Limit Line ( dBμV/m )	Read Level (dBμV)	Antenna Factor ( dB/m )	Path Loss ( dB )	Preamp Factor ( dB )	Ant Pos ( cm )	Table Pos ( deg )	Peak Avg. (P/A)	Pol. (H/V)
802.11ac VHT20 CH 48 5240MHz		5093.08	50.41	-23.59	74	39.6	31.9	9.19	30.28	100	147	P	H
		5147.94	42.34	-11.66	54	31.56	31.8	9.25	30.27	100	147	A	H
	*	5240	115.5	-	-	104.96	31.47	9.34	30.27	100	147	P	H
	*	5240	107.47	-	-	96.93	31.47	9.34	30.27	100	147	A	H
		5459.16	52.35	-21.65	74	41.33	31.7	9.58	30.26	100	147	P	H
		5351.08	43.96	-10.04	54	33.41	31.4	9.42	30.27	100	147	A	H
		5018.2	51.04	-22.96	74	40.51	31.7	9.11	30.28	265	300	P	V
		5094.64	41.49	-12.51	54	30.68	31.9	9.19	30.28	265	300	A	V
	*	5240	111.14	-	-	100.6	31.47	9.34	30.27	265	300	P	V
	*	5240	103.59	-	-	93.05	31.47	9.34	30.27	265	300	A	V
		5371.8	51.74	-22.26	74	41.1	31.47	9.44	30.27	265	300	P	V
		5374.32	42.38	-11.62	54	31.74	31.47	9.44	30.27	265	300	A	V
<b>Remark</b>	1. No other spurious found. 2. All results are PASS against Peak and Average limit line.												



**Band 1 5150~5250MHz**

**WIFI 802.11ac VHT20 (Harmonic @ 3m)**

WIFI Ant. 1	Note	Frequency ( MHz )	Level ( dBμV/m )	Over Limit ( dB )	Limit Line ( dBμV/m )	Read Level ( dBμV )	Antenna Factor ( dB/m )	Path Loss ( dB )	Preamp Factor ( dB )	Ant Pos ( cm )	Table Pos ( deg )	Peak Avg. ( P/A )	Pol. ( H/V )	
802.11ac VHT20 CH 36 5180MHz		10360	45.7	-22.5	68.2	53.52	39.37	13.57	60.76	100	0	P	H	
		15540	44.8	-29.2	74	51.41	37.93	17.01	61.55	100	0	P	H	
													H	
													H	
			10360	45.68	-22.52	68.2	53.5	39.37	13.57	60.76	100	0	P	V
			15540	45.52	-28.48	74	52.13	37.93	17.01	61.55	100	0	P	V
														V
802.11ac VHT20 CH 44 5220MHz		10440	44.66	-23.54	68.2	52.44	39.53	13.65	60.96	100	0	P	H	
		15660	43.36	-30.64	74	50.16	37.45	17.16	61.41	100	0	P	H	
													H	
													H	
			10440	44.18	-24.02	68.2	51.96	39.53	13.65	60.96	100	0	P	V
			15660	43.48	-30.52	74	50.28	37.45	17.16	61.41	100	0	P	V
														V
802.11ac VHT20 CH 48 5240MHz		10480	44.95	-23.25	68.2	52.74	39.58	13.68	61.05	100	0	P	H	
		15720	44.74	-29.26	74	51.57	37.3	17.21	61.34	100	0	P	H	
													H	
													H	
			10480	45.91	-22.29	68.2	53.7	39.58	13.68	61.05	100	0	P	V
			15720	45.76	-28.24	74	52.59	37.3	17.21	61.34	100	0	P	V
														V
Remark	1. No other spurious found.													
	2. All results are PASS against Peak and Average limit line.													



Band 1 5150~5250MHz

WIFI 802.11ac VHT40 (Band Edge @ 3m)

WIFI Ant. 1	Note	Frequency ( MHz )	Level ( dBμV/m )	Over Limit ( dB )	Limit Line ( dBμV/m )	Read Level ( dBμV )	Antenna Factor ( dB/m )	Path Loss ( dB )	Preamp Factor ( dB )	Ant Pos ( cm )	Table Pos ( deg )	Peak Avg. ( P/A )	Pol. ( H/V )
802.11ac VHT40 CH 38 5190MHz		5148.46	58.82	-15.18	74	48.04	31.8	9.25	30.27	100	148	P	H
		5150	52.88	-1.12	54	42.09	31.8	9.26	30.27	100	148	A	H
	*	5190	109.49	-	-	98.79	31.67	9.3	30.27	100	148	P	H
	*	5190	101.81	-	-	91.11	31.67	9.3	30.27	100	148	A	H
		5402.88	51.5	-22.5	74	40.69	31.6	9.47	30.26	100	148	P	H
		5362.84	42.84	-11.16	54	32.21	31.47	9.43	30.27	100	148	A	H
		5148.2	53.52	-20.48	74	42.74	31.8	9.25	30.27	284	299	P	V
		5150	46.55	-7.45	54	35.76	31.8	9.26	30.27	284	299	A	V
	*	5190	105.29	-	-	94.59	31.67	9.3	30.27	284	299	P	V
	*	5190	97.43	-	-	86.73	31.67	9.3	30.27	284	299	A	V
		5361.44	51.35	-22.65	74	40.72	31.47	9.43	30.27	284	299	P	V
		5439.84	42.35	-11.65	54	31.4	31.67	9.54	30.26	284	299	A	V
802.11ac VHT40 CH 46 5230MHz		5141.44	52.26	-21.74	74	41.48	31.8	9.25	30.27	100	144	P	H
		5149.94	44.52	-9.48	54	33.74	31.8	9.25	30.27	100	144	A	H
	*	5230	111.66	-	-	101.13	31.47	9.33	30.27	100	144	P	H
	*	5230	104.09	-	-	93.56	31.47	9.33	30.27	100	144	A	H
		5352.24	53.38	-20.62	74	42.83	31.4	9.42	30.27	100	144	P	H
		5351.04	44.85	-9.15	54	34.3	31.4	9.42	30.27	100	144	A	H
		5141.44	50.74	-23.26	74	39.96	31.8	9.25	30.27	310	299	P	V
		5149.26	42.45	-11.55	54	31.67	31.8	9.25	30.27	310	299	A	V
	*	5230	108.53	-	-	98	31.47	9.33	30.27	310	299	P	V
	*	5230	100.83	-	-	90.3	31.47	9.33	30.27	310	299	A	V
	5357.28	51.87	-22.13	74	41.31	31.4	9.43	30.27	310	299	P	V	
	5350.08	43.25	-10.75	54	32.7	31.4	9.42	30.27	310	299	A	V	
Remark	1. No other spurious found. 2. All results are PASS against Peak and Average limit line.												



**Band 1 5150~5250MHz**

**WIFI 802.11ac VHT40 (Harmonic @ 3m)**

WIFI Ant. 1	Note	Frequency ( MHz )	Level ( dBμV/m )	Over Limit ( dB )	Limit Line ( dBμV/m )	Read Level (dBμV)	Antenna Factor ( dB/m )	Path Loss ( dB )	Preamp Factor ( dB )	Ant Pos ( cm )	Table Pos ( deg )	Peak Avg. (P/A)	Pol. (H/V)	
802.11ac VHT40 CH 38 5190MHz		10380	44.14	-24.06	68.2	51.93	39.43	13.59	60.81	100	0	P	H	
		15570	44.97	-29.03	74	51.67	37.77	17.05	61.52	100	0	P	H	
													H	
													H	
			10380	44.12	-24.08	68.2	51.91	39.43	13.59	60.81	100	0	P	V
			15570	45.16	-28.84	74	51.86	37.77	17.05	61.52	100	0	P	V
														V
802.11ac VHT40 CH 46 5230MHz		10460	44.3	-23.9	68.2	52.09	39.55	13.66	61	100	0	P	H	
		15690	45.98	-28.02	74	52.81	37.35	17.19	61.37	100	0	P	H	
													H	
													H	
			10460	44.06	-24.14	68.2	51.85	39.55	13.66	61	100	0	P	V
			15690	45.25	-28.75	74	52.08	37.35	17.19	61.37	100	0	P	V
														V
Remark	1. No other spurious found.													
	2. All results are PASS against Peak and Average limit line.													





Band 1 5150~5250MHz

WIFI 802.11ac VHT80 (Band Edge @ 3m)

WIFI Ant. 1	Note	Frequency ( MHz )	Level ( dBμV/m )	Over Limit ( dB )	Limit Line ( dBμV/m )	Read Level (dBμV)	Antenna Factor ( dB/m )	Path Loss ( dB )	Preamp Factor ( dB )	Ant Pos ( cm )	Table Pos ( deg )	Peak Avg. (P/A)	Pol. (H/V)
802.11ac VHT80 CH 42 5210MHz		5150	58.81	-15.19	74	48.02	31.8	9.26	30.27	100	146	P	H
		5149.5	50.72	-3.28	54	39.94	31.8	9.25	30.27	100	146	A	H
	*	5210	106.87	-	-	96.29	31.53	9.32	30.27	100	146	P	H
	*	5210	99.12	-	-	88.54	31.53	9.32	30.27	100	146	A	H
		5353.6	52.31	-21.69	74	41.75	31.4	9.43	30.27	100	146	P	H
		5350.52	44.41	-9.59	54	33.86	31.4	9.42	30.27	100	146	A	H
		5147.68	52.88	-21.12	74	42.1	31.8	9.25	30.27	310	299	P	V
		5149.5	46.13	-7.87	54	35.35	31.8	9.25	30.27	310	299	A	V
	*	5210	102.69	-	-	92.11	31.53	9.32	30.27	310	299	P	V
	*	5210	95.03	-	-	84.45	31.53	9.32	30.27	310	299	A	V
		5387.48	51.26	-22.74	74	40.54	31.53	9.45	30.26	310	299	P	V
	5350	43.02	-10.98	54	32.47	31.4	9.42	30.27	310	299	A	V	
Remark	1. No other spurious found. 2. All results are PASS against Peak and Average limit line.												



**Band 1 5150~5250MHz**

**WIFI 802.11ac VHT80 (Harmonic @ 3m)**

WIFI Ant. 1	Note	Frequency ( MHz )	Level ( dBμV/m )	Over Limit ( dB )	Limit Line ( dBμV/m )	Read Level (dBμV)	Antenna Factor ( dB/m )	Path Loss ( dB )	Preamp Factor ( dB )	Ant Pos ( cm )	Table Pos ( deg )	Peak Avg. (P/A)	Pol. (H/V)	
802.11ac VHT80 CH 42 5210MHz		10420	44.27	-23.93	68.2	52.04	39.52	13.62	60.91	100	0	P	H	
		15630	44.52	-29.48	74	51.34	37.5	17.12	61.44	100	0	P	H	
													H	
													H	
			10420	44.52	-23.68	68.2	52.29	39.52	13.62	60.91	100	0	P	V
			15630	45.59	-28.41	74	52.41	37.5	17.12	61.44	100	0	P	V
														V
													V	
<b>Remark</b>	1. No other spurious found. 2. All results are PASS against Peak and Average limit line.													



Band 2 - 5250~5350MHz

WIFI 802.11a (Band Edge @ 3m)

WIFI	Note	Frequency	Level	Over	Limit	Read	Antenna	Path	Preamp	Ant	Table	Peak	Pol.
Ant.				Limit	Line	Level	Factor	Loss	Factor	Pos	Pos	Avg.	
1		( MHz )	( dBμV/m )	( dB )	( dBμV/m )	( dBμV )	( dB/m )	( dB )	( dB )	( cm )	( deg )	(P/A)	(H/V)
802.11a CH 52 5260MHz		5148.24	50.69	-23.31	74	39.91	31.8	9.25	30.27	100	143	P	H
		5142.46	41.76	-12.24	54	30.98	31.8	9.25	30.27	100	143	A	H
	*	5260	115.57	-	-	105.08	31.4	9.36	30.27	100	143	P	H
	*	5260	107.85	-	-	97.36	31.4	9.36	30.27	100	143	A	H
		5352.24	54.34	-19.66	74	43.79	31.4	9.42	30.27	100	143	P	H
		5350.08	45.17	-8.83	54	34.62	31.4	9.42	30.27	100	143	A	H
		5025.5	50.03	-23.97	74	39.39	31.8	9.12	30.28	333	278	P	V
		5097.92	41.4	-12.6	54	30.58	31.9	9.2	30.28	333	278	A	V
	*	5260	112.52	-	-	102.03	31.4	9.36	30.27	333	278	P	V
	*	5260	105.05	-	-	94.56	31.4	9.36	30.27	333	278	A	V
		5352.72	52.75	-21.25	74	42.2	31.4	9.42	30.27	333	278	P	V
		5350.32	43.17	-10.83	54	32.62	31.4	9.42	30.27	333	278	A	V
802.11a CH 60 5300MHz		5030.26	50.46	-23.54	74	39.82	31.8	9.12	30.28	100	144	P	H
		5114.92	41.32	-12.68	54	30.51	31.87	9.22	30.28	100	144	A	H
	*	5300	115.23	-	-	104.71	31.4	9.39	30.27	100	144	P	H
	*	5300	107.44	-	-	96.92	31.4	9.39	30.27	100	144	A	H
		5360.4	55.02	-18.98	74	44.46	31.4	9.43	30.27	100	144	P	H
		5352.72	47.29	-6.71	54	36.74	31.4	9.42	30.27	100	144	A	H
		5104.38	51.15	-22.85	74	40.33	31.9	9.2	30.28	310	276	P	V
		5133.28	41.08	-12.92	54	30.28	31.83	9.24	30.27	310	276	A	V
	*	5300	112.26	-	-	101.74	31.4	9.39	30.27	310	276	P	V
	*	5300	104.73	-	-	94.21	31.4	9.39	30.27	310	276	A	V
		5357.28	53.56	-20.44	74	43	31.4	9.43	30.27	310	276	P	V
		5357.52	44.72	-9.28	54	34.16	31.4	9.43	30.27	310	276	A	V



WIFI Ant. 1	Note	Frequency ( MHz )	Level ( dBμV/m )	Over Limit ( dB )	Limit Line ( dBμV/m )	Read Level (dBμV)	Antenna Factor ( dB/m )	Path Loss ( dB )	Preamp Factor ( dB )	Ant Pos ( cm )	Table Pos ( deg )	Peak Avg. (P/A)	Pol. (H/V)
802.11a CH 64 5320MHz	*	5320	114.92	-	-	104.39	31.4	9.4	30.27	100	133	P	H
	*	5320	107.62	-	-	97.09	31.4	9.4	30.27	100	133	A	H
		5362.24	57.96	-16.04	74	47.33	31.47	9.43	30.27	100	133	P	H
		5350.88	48.1	-5.9	54	37.55	31.4	9.42	30.27	100	133	A	H
													H
													H
	*	5320	111.76	-	-	101.23	31.4	9.4	30.27	310	300	P	V
	*	5320	104.36	-	-	93.83	31.4	9.4	30.27	310	300	A	V
		5354.08	56.29	-17.71	74	45.73	31.4	9.43	30.27	310	300	P	V
		5351.2	45.34	-8.66	54	34.79	31.4	9.42	30.27	310	300	A	V
													V
													V
	<b>Remark</b>	1. No other spurious found. 2. All results are PASS against Peak and Average limit line.											



**Band 2 5250~5350MHz**

**WIFI 802.11a (Harmonic @ 3m)**

WIFI Ant. 1	Note	Frequency ( MHz )	Level ( dBµV/m )	Over Limit ( dB )	Limit Line ( dBµV/m )	Read Level (dBµV)	Antenna Factor ( dB/m )	Path Loss ( dB )	Preamp Factor ( dB )	Ant Pos ( cm )	Table Pos ( deg )	Peak Avg. (P/A)	Pol. (H/V)
802.11a CH 52 5260MHz		10520	44.23	-23.97	68.2	52.03	39.63	13.69	61.12	100	0	P	H
		15780	45.18	-28.82	74	51.87	37.3	17.27	61.26	100	0	P	H
													H
													H
		10520	44.44	-23.76	68.2	52.24	39.63	13.69	61.12	100	0	P	V
		15780	44.3	-29.7	74	50.99	37.3	17.27	61.26	100	0	P	V
													V
													V
802.11a CH 60 5300MHz		10600	45.36	-28.64	74	53.07	39.8	13.71	61.22	100	0	P	H
		15900	44.65	-29.35	74	51.39	37	17.38	61.12	100	0	P	H
													H
													H
		10600	46.01	-27.99	74	53.72	39.8	13.71	61.22	100	0	P	V
		15900	45.02	-28.98	74	51.76	37	17.38	61.12	100	0	P	V
													V
													V
802.11a CH 64 5320MHz		10640	46.12	-27.88	74	53.87	39.8	13.72	61.27	100	0	P	H
		15960	43.69	-30.31	74	50.48	36.93	17.33	61.05	100	0	P	H
													H
													H
		10640	45.77	-28.23	74	53.52	39.8	13.72	61.27	100	0	P	V
		15960	44.93	-29.07	74	51.72	36.93	17.33	61.05	100	0	P	V
													V
													V
<b>Remark</b>	1. No other spurious found. 2. All results are PASS against Peak and Average limit line.												



Band 2 5250~5350MHz

WIFI 802.11ac VHT20 (Band Edge @ 3m)

WIFI Ant. 1	Note	Frequency ( MHz )	Level ( dBμV/m )	Over Limit ( dB )	Limit Line ( dBμV/m )	Read Level ( dBμV )	Antenna Factor ( dB/m )	Path Loss ( dB )	Preamp Factor ( dB )	Ant Pos ( cm )	Table Pos ( deg )	Peak Avg. ( P/A )	Pol. ( H/V )
802.11ac VHT20 CH 52 5260MHz		5077.18	51.85	-22.15	74	41.06	31.9	9.17	30.28	100	147	P	H
		5145.86	41.71	-12.29	54	30.93	31.8	9.25	30.27	100	147	A	H
	*	5260	115.09	-	-	104.6	31.4	9.36	30.27	100	147	P	H
	*	5260	107.56	-	-	97.07	31.4	9.36	30.27	100	147	A	H
		5351.76	54.36	-19.64	74	43.81	31.4	9.42	30.27	100	147	P	H
		5356.08	45.22	-8.78	54	34.66	31.4	9.43	30.27	100	147	A	H
		5080.92	50.94	-23.06	74	40.14	31.9	9.18	30.28	282	278	P	V
		5078.2	41.54	-12.46	54	30.74	31.9	9.18	30.28	282	278	A	V
	*	5260	111.93	-	-	101.44	31.4	9.36	30.27	282	278	P	V
	*	5260	104.26	-	-	93.77	31.4	9.36	30.27	282	278	A	V
		5352	52.46	-21.54	74	41.91	31.4	9.42	30.27	282	278	P	V
		5351.52	43.72	-10.28	54	33.17	31.4	9.42	30.27	282	278	A	V
802.11ac VHT20 CH 60 5300MHz		5115.6	50.68	-23.32	74	39.87	31.87	9.22	30.28	100	146	P	H
		5102.34	41.36	-12.64	54	30.54	31.9	9.2	30.28	100	146	A	H
	*	5300	114.78	-	-	104.26	31.4	9.39	30.27	100	146	P	H
	*	5300	107.16	-	-	96.64	31.4	9.39	30.27	100	146	A	H
		5359.44	57.6	-16.4	74	47.04	31.4	9.43	30.27	100	146	P	H
		5350.32	47.47	-6.53	54	36.92	31.4	9.42	30.27	100	146	A	H
		5088.4	51.16	-22.84	74	40.35	31.9	9.19	30.28	294	277	P	V
		5055.08	41.17	-12.83	54	30.4	31.9	9.15	30.28	294	277	A	V
	*	5300	111.8	-	-	101.28	31.4	9.39	30.27	294	277	P	V
	*	5300	104.24	-	-	93.72	31.4	9.39	30.27	294	277	A	V
	5352	54.1	-19.9	74	43.55	31.4	9.42	30.27	294	277	P	V	
	5353.92	45.57	-8.43	54	35.01	31.4	9.43	30.27	294	277	A	V	



WIFI Ant. 1	Note	Frequency ( MHz )	Level ( dBμV/m )	Over Limit ( dB )	Limit Line ( dBμV/m )	Read Level (dBμV)	Antenna Factor ( dB/m )	Path Loss ( dB )	Preamp Factor ( dB )	Ant Pos ( cm )	Table Pos ( deg )	Peak Avg. (P/A)	Pol. (H/V)	
802.11ac VHT20 CH 64 5320MHz	*	5320	114.76	-	-	104.23	31.4	9.4	30.27	100	154	P	H	
	*	5320	107.09	-	-	96.56	31.4	9.4	30.27	100	154	A	H	
		5356.32	59.22	-14.78	74	48.66	31.4	9.43	30.27	100	154	P	H	
		5362.08	52.4	-1.6	54	41.77	31.47	9.43	30.27	100	154	A	H	
													H	
														H
	*	5320	111.24	-	-	100.71	31.4	9.4	30.27	311	300	P	V	
	*	5320	103.67	-	-	93.14	31.4	9.4	30.27	311	300	A	V	
		5350.88	56.48	-17.52	74	45.93	31.4	9.42	30.27	311	300	P	V	
		5353.92	45.38	-8.62	54	34.82	31.4	9.43	30.27	311	300	A	V	
													V	
													V	
<b>Remark</b>	1. No other spurious found. 2. All results are PASS against Peak and Average limit line.													



Band 2 5250~5350MHz

WIFI 802.11ac VHT20 (Harmonic @ 3m)

WIFI Ant. 1	Note	Frequency ( MHz )	Level ( dBμV/m )	Over Limit ( dB )	Limit Line ( dBμV/m )	Read Level (dBμV)	Antenna Factor ( dB/m )	Path Loss ( dB )	Preamp Factor ( dB )	Ant Pos ( cm )	Table Pos ( deg )	Peak Avg. (P/A)	Pol. (H/V)
802.11ac VHT20 CH 52 5260MHz		10520	44.69	-23.51	68.2	52.49	39.63	13.69	61.12	100	0	P	H
		15780	45.27	-28.73	74	51.96	37.3	17.27	61.26	100	0	P	H
													H
													H
		10520	46.09	-22.11	68.2	53.89	39.63	13.69	61.12	100	0	P	V
		15780	44.65	-29.35	74	51.34	37.3	17.27	61.26	100	0	P	V
													V
802.11ac VHT20 CH 60 5300MHz		10600	45.33	-28.67	74	53.04	39.8	13.71	61.22	100	0	P	H
		15900	44.37	-29.63	74	51.11	37	17.38	61.12	100	0	P	H
													H
													H
		10600	44.9	-29.1	74	52.61	39.8	13.71	61.22	100	0	P	V
		15900	45.2	-28.8	74	51.94	37	17.38	61.12	100	0	P	V
													V
802.11ac VHT20 CH 64 5320MHz		10640	45.65	-28.35	74	53.4	39.8	13.72	61.27	100	0	P	H
		15960	44.08	-29.92	74	50.87	36.93	17.33	61.05	100	0	P	H
													H
													H
		10640	46.13	-27.87	74	53.88	39.8	13.72	61.27	100	0	P	V
		15960	43.92	-30.08	74	50.71	36.93	17.33	61.05	100	0	P	V
													V
Remark	1. No other spurious found.												
	2. All results are PASS against Peak and Average limit line.												





Band 2 5250~5350MHz

WIFI 802.11ac VHT40 (Band Edge @ 3m)

WIFI Ant. 1	Note	Frequency ( MHz )	Level ( dBμV/m )	Over Limit ( dB )	Limit Line ( dBμV/m )	Read Level (dBμV)	Antenna Factor ( dB/m )	Path Loss ( dB )	Preamp Factor ( dB )	Ant Pos ( cm )	Table Pos ( deg )	Peak Avg. (P/A)	Pol. (H/V)
802.11ac VHT40 CH 54 5270MHz		5135.32	50.47	-23.53	74	39.67	31.83	9.24	30.27	100	144	P	H
		5134.64	42.19	-11.81	54	31.39	31.83	9.24	30.27	100	144	A	H
	*	5270	111.95	-	-	101.46	31.4	9.36	30.27	100	144	P	H
	*	5270	104.3	-	-	93.81	31.4	9.36	30.27	100	144	A	H
		5357.76	56.9	-17.1	74	46.34	31.4	9.43	30.27	100	144	P	H
		5354.16	48.49	-5.51	54	37.93	31.4	9.43	30.27	100	144	A	H
		5100.64	50.54	-23.46	74	39.72	31.9	9.2	30.28	351	281	P	V
		5090.1	42.02	-11.98	54	31.21	31.9	9.19	30.28	351	281	A	V
	*	5270	109.08	-	-	98.59	31.4	9.36	30.27	351	281	P	V
	*	5270	101.17	-	-	90.68	31.4	9.36	30.27	351	281	A	V
		5359.44	55.1	-18.9	74	44.54	31.4	9.43	30.27	351	281	P	V
		5350.56	45.46	-8.54	54	34.91	31.4	9.42	30.27	351	281	A	V
802.11ac VHT40 CH 62 5310MHz		5098.94	51.54	-22.46	74	40.72	31.9	9.2	30.28	100	144	P	H
		5087.04	41.94	-12.06	54	31.13	31.9	9.19	30.28	100	144	A	H
	*	5310	108.38	-	-	97.86	31.4	9.39	30.27	100	144	P	H
	*	5310	100.55	-	-	90.03	31.4	9.39	30.27	100	144	A	H
		5350.08	60.09	-13.91	74	49.54	31.4	9.42	30.27	100	144	P	H
		5350.32	51.98	-2.02	54	41.43	31.4	9.42	30.27	100	144	A	H
		5109.48	49.96	-24.04	74	39.16	31.87	9.21	30.28	346	276	P	V
		5061.54	42	-12	54	31.22	31.9	9.16	30.28	346	276	A	V
	*	5310	105.57	-	-	95.05	31.4	9.39	30.27	346	276	P	V
	*	5310	97.76	-	-	87.24	31.4	9.39	30.27	346	276	A	V
	5351.04	55.82	-18.18	74	45.27	31.4	9.42	30.27	346	276	P	V	
	5350.32	47.06	-6.94	54	36.51	31.4	9.42	30.27	346	276	A	V	
Remark	1. No other spurious found. 2. All results are PASS against Peak and Average limit line.												



**Band 2 5250~5350MHz**

**WIFI 802.11ac VHT40 (Harmonic @ 3m)**

WIFI Ant. 1	Note	Frequency ( MHz )	Level ( dBμV/m )	Over Limit ( dB )	Limit Line ( dBμV/m )	Read Level (dBμV)	Antenna Factor ( dB/m )	Path Loss ( dB )	Preamp Factor ( dB )	Ant Pos ( cm )	Table Pos ( deg )	Peak Avg. (P/A)	Pol. (H/V)
802.11ac VHT40 CH 54 5270MHz		10540	45.06	-23.14	68.2	52.84	39.67	13.7	61.15	100	0	P	H
		15810	45.34	-28.66	74	51.97	37.3	17.3	61.23	100	0	P	H
													H
													H
		10540	44.23	-23.97	68.2	52.01	39.67	13.7	61.15	100	0	P	V
		15810	45.42	-28.58	74	52.05	37.3	17.3	61.23	100	0	P	V
													V
802.11ac VHT40 CH 62 5310MHz		10620	46.54	-27.46	74	54.26	39.8	13.72	61.24	100	0	P	H
		15930	44.74	-29.26	74	51.49	36.97	17.36	61.08	100	0	P	H
													H
													H
		10620	44.97	-29.03	74	52.69	39.8	13.72	61.24	100	0	P	V
		15930	44.68	-29.32	74	51.43	36.97	17.36	61.08	100	0	P	V
													V
Remark	1. No other spurious found.												
	2. All results are PASS against Peak and Average limit line.												



Band 2 5250~5350MHz

WIFI 802.11ac VHT80 (Band Edge @ 3m)

WIFI Ant. 1	Note	Frequency ( MHz )	Level ( dBμV/m )	Over Limit ( dB )	Limit Line ( dBμV/m )	Read Level (dBμV)	Antenna Factor ( dB/m )	Path Loss ( dB )	Preamp Factor ( dB )	Ant Pos ( cm )	Table Pos ( deg )	Peak Avg. (P/A)	Pol. (H/V)
802.11ac VHT80 CH 58 5290MHz		5077.52	50.48	-23.52	74	39.68	31.9	9.18	30.28	100	146	P	H
		5096.9	42.29	-11.71	54	31.47	31.9	9.2	30.28	100	146	A	H
	*	5290	104.28	-	-	93.77	31.4	9.38	30.27	100	146	P	H
	*	5290	96.67	-	-	86.16	31.4	9.38	30.27	100	146	A	H
		5353.2	60.66	-13.34	74	50.11	31.4	9.42	30.27	100	146	P	H
		5350.08	52.26	-1.74	54	41.71	31.4	9.42	30.27	100	146	A	H
		5111.86	50.98	-23.02	74	40.18	31.87	9.21	30.28	308	295	P	V
		5148.24	42.07	-11.93	54	31.29	31.8	9.25	30.27	308	295	A	V
	*	5290	100.61	-	-	90.1	31.4	9.38	30.27	308	295	P	V
	*	5290	93.08	-	-	82.57	31.4	9.38	30.27	308	295	A	V
		5362.08	56.44	-17.56	74	45.81	31.47	9.43	30.27	308	295	P	V
	5350.32	48.63	-5.37	54	38.08	31.4	9.42	30.27	308	295	A	V	
Remark	1. No other spurious found. 2. All results are PASS against Peak and Average limit line.												



**Band 2 5250~5350MHz**

**WIFI 802.11ac VHT80 (Harmonic @ 3m)**

WIFI Ant. 1	Note	Frequency ( MHz )	Level ( dBμV/m )	Over Limit ( dB )	Limit Line ( dBμV/m )	Read Level (dBμV)	Antenna Factor ( dB/m )	Path Loss ( dB )	Preamp Factor ( dB )	Ant Pos ( cm )	Table Pos ( deg )	Peak Avg. (P/A)	Pol. (H/V)	
802.11ac VHT80 CH 58 5290MHz		10580	44.1	-24.1	68.2	51.82	39.77	13.71	61.2	100	0	P	H	
		15870	44.35	-29.65	74	51.1	37.06	17.35	61.16	100	0	P	H	
													H	
													H	
			10580	44.63	-23.57	68.2	52.35	39.77	13.71	61.2	100	0	P	V
			15870	44.02	-29.98	74	50.77	37.06	17.35	61.16	100	0	P	V
														V
													V	
<b>Remark</b>	1. No other spurious found. 2. All results are PASS against Peak and Average limit line.													



Band 3 - 5470~5725MHz

WIFI 802.11a (Band Edge @ 3m)

WIFI	Note	Frequency	Level	Over	Limit	Read	Antenna	Path	Preamp	Ant	Table	Peak	Pol.	
Ant.				Limit	Line	Level	Factor	Loss	Factor	Pos	Pos	Avg.		
1		( MHz )	( dBμV/m )	( dB )	( dBμV/m )	( dBμV )	( dB/m )	( dB )	( dB )	( cm )	( deg )	(P/A)	(H/V)	
802.11a CH 100 5500MHz		5459.28	59.85	-14.15	74	48.83	31.7	9.58	30.26	100	154	P	H	
		5468.4	63.68	-4.52	68.2	52.65	31.7	9.59	30.26	100	154	P	H	
		5459.6	46.18	-7.82	54	35.16	31.7	9.58	30.26	100	154	A	H	
	*	5500	114.46	-	-	103.36	31.7	9.66	30.26	100	154	P	H	
	*	5500	107.07	-	-	95.97	31.7	9.66	30.26	100	154	A	H	
														H
			5450.32	53.74	-20.26	74	42.74	31.7	9.56	30.26	288	285	P	V
			5467.12	56.22	-11.98	68.2	45.19	31.7	9.59	30.26	288	285	P	V
			5438.32	44.74	-9.26	54	33.8	31.67	9.53	30.26	288	285	A	V
	*	5500	112.32	-	-	101.22	31.7	9.66	30.26	288	285	P	V	
	*	5500	104.93	-	-	93.83	31.7	9.66	30.26	288	285	A	V	
														V
802.11a CH 116 5580MHz		5395.36	50.58	-23.42	74	39.78	31.6	9.46	30.26	100	190	P	H	
		5465.68	50.62	-17.58	68.2	39.59	31.7	9.59	30.26	100	190	P	H	
		5452.96	42.62	-11.38	54	31.62	31.7	9.56	30.26	100	190	A	H	
	*	5580	114.44	-	-	103.13	31.8	9.81	30.3	100	190	P	H	
	*	5580	107.11	-	-	95.8	31.8	9.81	30.3	100	190	A	H	
			5761.85	50.47	-17.73	68.2	38.93	32.07	9.87	30.4	100	190	P	H
			5446	50.36	-23.64	74	39.37	31.7	9.55	30.26	304	283	P	V
			5461.12	50.09	-18.11	68.2	39.07	31.7	9.58	30.26	304	283	P	V
			5452.96	41.55	-12.45	54	30.55	31.7	9.56	30.26	304	283	A	V
	*	5580	113.03	-	-	101.72	31.8	9.81	30.3	304	283	P	V	
	*	5580	105.25	-	-	93.94	31.8	9.81	30.3	304	283	A	V	
			5760.275	51.17	-17.03	68.2	39.63	32.07	9.87	30.4	304	283	P	V



WIFI Ant. 1	Note	Frequency ( MHz )	Level ( dBμV/m )	Over Limit ( dB )	Limit Line ( dBμV/m )	Read Level (dBμV)	Antenna Factor ( dB/m )	Path Loss ( dB )	Preamp Factor ( dB )	Ant Pos ( cm )	Table Pos ( deg )	Peak Avg. (P/A)	Pol. (H/V)
802.11a CH 140 5700MHz	*	5700	113.51	-	-	102.21	31.8	9.86	30.36	100	117	P	H
	*	5700	105.3	-	-	94	31.8	9.86	30.36	100	117	A	H
		5725.88	66.14	-2.06	68.2	54.73	31.93	9.86	30.38	100	117	P	H
													H
													H
													H
	*	5700	113.14	-	-	101.84	31.8	9.86	30.36	100	117	P	V
	*	5700	105.39	-	-	94.09	31.8	9.86	30.36	100	117	A	V
		5727.88	65.98	-2.22	68.2	54.57	31.93	9.86	30.38	100	117	P	V
													V
													V
													V
<b>Remark</b>	1. No other spurious found. 2. All results are PASS against Peak and Average limit line.												



**Band 3 - 5470~5725MHz**

**WIFI 802.11a (Harmonic @ 3m)**

WIFI Ant. 1	Note	Frequency ( MHz )	Level ( dBμV/m )	Over Limit ( dB )	Limit Line ( dBμV/m )	Read Level (dBμV)	Antenna Factor ( dB/m )	Path Loss ( dB )	Preamp Factor ( dB )	Ant Pos ( cm )	Table Pos ( deg )	Peak Avg. (P/A)	Pol. (H/V)
802.11a CH 100 5500MHz		11000	45.79	-28.21	74	53.23	40.4	13.86	61.7	100	0	P	H
		16500	46.21	-21.99	68.2	49.76	38.6	17.55	59.7	100	0	P	H
													H
													H
		11000	46.79	-27.21	74	54.23	40.4	13.86	61.7	100	0	P	V
		16500	46.29	-21.91	68.2	49.84	38.6	17.55	59.7	100	0	P	V
													V
													V
802.11a CH 116 5580MHz		11160	45.03	-28.97	74	52.82	39.93	14.14	61.86	100	0	P	H
		16740	47.06	-21.14	68.2	49.01	39.78	17.92	59.65	100	0	P	H
													H
													H
		11160	45.45	-28.55	74	53.24	39.93	14.14	61.86	100	0	P	V
		16740	47.67	-20.53	68.2	49.62	39.78	17.92	59.65	100	0	P	V
													V
													V
802.11a CH 140 5700MHz		11400	46.48	-27.52	74	54.05	40	14.53	62.1	100	0	P	H
		17100	48.04	-20.16	68.2	48.68	40.5	18.24	59.38	100	0	P	H
													H
													H
		11400	45.7	-28.3	74	53.27	40	14.53	62.1	100	0	P	V
		17100	48.01	-20.19	68.2	48.65	40.5	18.24	59.38	100	0	P	V
													V
													V
<b>Remark</b>	1. No other spurious found. 2. All results are PASS against Peak and Average limit line.												



**Band 3 - 5470~5725MHz**

**WIFI 802.11ac VHT20 (Band Edge @ 3m)**

WIFI Ant. 1	Note	Frequency ( MHz )	Level ( dBμV/m )	Over Limit ( dB )	Limit Line ( dBμV/m )	Read Level (dBμV)	Antenna Factor ( dB/m )	Path Loss ( dB )	Preamp Factor ( dB )	Ant Pos ( cm )	Table Pos ( deg )	Peak Avg. (P/A)	Pol. (H/V)	
802.11ac VHT20 CH 100 5500MHz		5458.48	60.55	-13.45	74	49.54	31.7	9.57	30.26	100	192	P	H	
		5469.84	62.9	-5.3	68.2	51.86	31.7	9.6	30.26	100	192	P	H	
		5459.92	47.01	-6.99	54	35.99	31.7	9.58	30.26	100	192	A	H	
	*	5500	115.12	-	-	104.02	31.7	9.66	30.26	100	192	P	H	
	*	5500	107.36	-	-	96.26	31.7	9.66	30.26	100	192	A	H	
														H
			5449.04	55.37	-18.63	74	44.37	31.7	9.56	30.26	292	286	P	V
			5463.28	59.72	-8.48	68.2	48.7	31.7	9.58	30.26	292	286	P	V
			5460	45.19	-8.81	54	34.17	31.7	9.58	30.26	292	286	A	V
	*		5500	112.72	-	-	101.62	31.7	9.66	30.26	292	286	P	V
	*		5500	104.98	-	-	93.88	31.7	9.66	30.26	292	286	A	V
													V	
802.11ac VHT20 CH 116 5580MHz		5440	50.89	-23.11	74	39.94	31.67	9.54	30.26	100	190	P	H	
		5465.92	50.3	-17.9	68.2	39.27	31.7	9.59	30.26	100	190	P	H	
		5452.96	42.72	-11.28	54	31.72	31.7	9.56	30.26	100	190	A	H	
	*	5580	114.21	-	-	102.9	31.8	9.81	30.3	100	190	P	H	
	*	5580	106.62	-	-	95.31	31.8	9.81	30.3	100	190	A	H	
			5755.55	51.38	-16.82	68.2	39.83	32.07	9.87	30.39	100	190	P	H
			5406.16	50.66	-23.34	74	39.85	31.6	9.47	30.26	284	282	P	V
			5463.04	50.75	-17.45	68.2	39.73	31.7	9.58	30.26	284	282	P	V
			5452.72	41.99	-12.01	54	30.99	31.7	9.56	30.26	284	282	A	V
	*		5580	112.47	-	-	101.16	31.8	9.81	30.3	284	282	P	V
	*		5580	104.53	-	-	93.22	31.8	9.81	30.3	284	282	A	V
		5735.705	50.07	-18.13	68.2	38.59	32	9.86	30.38	284	282	P	V	





WIFI Ant. 1	Note	Frequency ( MHz )	Level ( dBμV/m )	Over Limit ( dB )	Limit Line ( dBμV/m )	Read Level (dBμV)	Antenna Factor ( dB/m )	Path Loss ( dB )	Preamp Factor ( dB )	Ant Pos ( cm )	Table Pos ( deg )	Peak Avg. (P/A)	Pol. (H/V)
802.11ac VHT20 CH 140 5700MHz	*	5700	112.95	-	-	101.65	31.8	9.86	30.36	100	117	P	H
	*	5700	105.22	-	-	93.92	31.8	9.86	30.36	100	117	A	H
		5725.08	65.01	-3.19	68.2	53.6	31.93	9.86	30.38	100	117	P	H
													H
													H
													H
	*	5700	111.1	-	-	99.8	31.8	9.86	30.36	277	285	P	V
	*	5700	103.5	-	-	92.2	31.8	9.86	30.36	277	285	A	V
		5725	61.78	-6.42	68.2	50.37	31.93	9.86	30.38	277	285	P	V
													V
												V	
												V	
<b>Remark</b>	1. No other spurious found. 2. All results are PASS against Peak and Average limit line.												



**Band 3 - 5470~5725MHz**

**WIFI 802.11ac VHT20 (Harmonic @ 3m)**

WIFI Ant. 1	Note	Frequency ( MHz )	Level ( dBμV/m )	Over Limit ( dB )	Limit Line ( dBμV/m )	Read Level (dBμV)	Antenna Factor ( dB/m )	Path Loss ( dB )	Preamp Factor ( dB )	Ant Pos ( cm )	Table Pos ( deg )	Peak Avg. (P/A)	Pol. (H/V)	
802.11ac VHT20 CH 100 5500MHz		11000	46.18	-27.82	74	53.62	40.4	13.86	61.7	100	0	P	H	
		16500	46.67	-21.53	68.2	50.22	38.6	17.55	59.7	100	0	P	H	
													H	
													H	
			11000	46.3	-27.7	74	53.74	40.4	13.86	61.7	100	0	P	V
			16500	46.28	-21.92	68.2	49.83	38.6	17.55	59.7	100	0	P	V
														V
802.11ac VHT20 CH 116 5580MHz		11160	45.85	-28.15	74	53.64	39.93	14.14	61.86	100	0	P	H	
		16740	47.02	-21.18	68.2	48.97	39.78	17.92	59.65	100	0	P	H	
													H	
													H	
			11160	44.92	-29.08	74	52.71	39.93	14.14	61.86	100	0	P	V
			16740	46.97	-21.23	68.2	48.92	39.78	17.92	59.65	100	0	P	V
														V
802.11ac VHT20 CH 140 5700MHz		11400	45.52	-28.48	74	53.09	40	14.53	62.1	100	0	P	H	
		17100	48.69	-19.51	68.2	49.33	40.5	18.24	59.38	100	0	P	H	
													H	
													H	
			11400	46.06	-27.94	74	53.63	40	14.53	62.1	100	0	P	V
			17100	47.76	-20.44	68.2	48.4	40.5	18.24	59.38	100	0	P	V
														V
Remark	1. No other spurious found.													
	2. All results are PASS against Peak and Average limit line.													



**Band 3 - 5470~5725MHz**

**WIFI 802.11ac VHT40 (Band Edge @ 3m)**

WIFI Ant. 1	Note	Frequency ( MHz )	Level ( dBμV/m )	Over Limit ( dB )	Limit Line ( dBμV/m )	Read Level ( dBμV )	Antenna Factor ( dB/m )	Path Loss ( dB )	Preamp Factor ( dB )	Ant Pos ( cm )	Table Pos ( deg )	Peak Avg. ( P/A )	Pol. ( H/V )
802.11ac VHT40 CH 102 5510MHz		5458.72	59.48	-14.52	74	48.47	31.7	9.57	30.26	100	159	P	H
		5469.04	66.24	-1.96	68.2	55.21	31.7	9.59	30.26	100	159	P	H
		5459.44	51.38	-2.62	54	40.36	31.7	9.58	30.26	100	159	A	H
	*	5510	110.73	-	-	99.63	31.7	9.67	30.27	100	159	P	H
	*	5510	102.92	-	-	91.82	31.7	9.67	30.27	100	159	A	H
		5726.57	51.25	-16.95	68.2	39.84	31.93	9.86	30.38	100	159	P	H
		5458.72	58.25	-15.75	74	47.24	31.7	9.57	30.26	307	282	P	V
		5470	63.18	-5.02	68.2	52.14	31.7	9.6	30.26	307	282	P	V
		5459.44	49.58	-4.42	54	38.56	31.7	9.58	30.26	307	282	A	V
	*	5510	108.18	-	-	97.08	31.7	9.67	30.27	307	282	P	V
	*	5510	100.48	-	-	89.38	31.7	9.67	30.27	307	282	A	V
	5745.785	51.16	-17.04	68.2	39.69	32	9.86	30.39	307	282	P	V	
802.11ac VHT40 CH 110 5550MHz		5459.68	53.95	-20.05	74	42.93	31.7	9.58	30.26	100	155	P	H
		5469.76	54.21	-13.99	68.2	43.17	31.7	9.6	30.26	100	155	P	H
		5459.92	44.73	-9.27	54	33.71	31.7	9.58	30.26	100	155	A	H
	*	5550	111.27	-	-	100.01	31.8	9.75	30.29	100	155	P	H
	*	5550	103.49	-	-	92.23	31.8	9.75	30.29	100	155	A	H
		5760.59	51.34	-16.86	68.2	39.8	32.07	9.87	30.4	100	155	P	H
		5442.16	52.86	-21.14	74	41.91	31.67	9.54	30.26	290	283	P	V
		5466.16	54.02	-14.18	68.2	42.99	31.7	9.59	30.26	290	283	P	V
		5456.8	43.25	-10.75	54	32.24	31.7	9.57	30.26	290	283	A	V
	*	5550	109.7	-	-	98.44	31.8	9.75	30.29	290	283	P	V
	*	5550	102.03	-	-	90.77	31.8	9.75	30.29	290	283	A	V
	5740.745	51.01	-17.19	68.2	39.54	32	9.86	30.39	290	283	P	V	



WIFI Ant. 1	Note	Frequency ( MHz )	Level ( dBμV/m )	Over Limit ( dB )	Limit Line ( dBμV/m )	Read Level (dBμV)	Antenna Factor ( dB/m )	Path Loss ( dB )	Preamp Factor ( dB )	Ant Pos ( cm )	Table Pos ( deg )	Peak Avg. (P/A)	Pol. (H/V)
<b>802.11ac VHT40 CH 134 5670MHz</b>		5387.8	50.23	-23.77	74	39.51	31.53	9.45	30.26	100	194	P	H
		5466.9	48.88	-19.32	68.2	37.85	31.7	9.59	30.26	100	194	P	H
		5452.55	42.02	-11.98	54	31.02	31.7	9.56	30.26	100	194	A	H
	*	5670	109.63	-	-	98.37	31.75	9.86	30.35	100	194	P	H
	*	5670	101.81	-	-	90.55	31.75	9.86	30.35	100	194	A	H
		5727.55	59.54	-8.66	68.2	48.13	31.93	9.86	30.38	100	194	P	H
		5413	50.03	-23.97	74	39.17	31.63	9.49	30.26	265	287	P	V
		5463.75	49.09	-19.11	68.2	38.07	31.7	9.58	30.26	265	287	P	V
		5452.55	41.81	-12.19	54	30.81	31.7	9.56	30.26	265	287	A	V
	*	5670	109.1	-	-	97.84	31.75	9.86	30.35	265	287	P	V
	*	5670	101.45	-	-	90.19	31.75	9.86	30.35	265	287	A	V
		5727.55	59.27	-8.93	68.2	47.86	31.93	9.86	30.38	265	287	P	V
<b>Remark</b>	<ol style="list-style-type: none"> <li>No other spurious found.</li> <li>All results are PASS against Peak and Average limit line.</li> </ol>												



**Band 3 - 5470~5725MHz**

**WIFI 802.11ac VHT40 (Harmonic @ 3m)**

WIFI Ant. 1	Note	Frequency ( MHz )	Level ( dBμV/m )	Over Limit ( dB )	Limit Line ( dBμV/m )	Read Level ( dBμV )	Antenna Factor ( dB/m )	Path Loss ( dB )	Preamp Factor ( dB )	Ant Pos ( cm )	Table Pos ( deg )	Peak Avg. ( P/A )	Pol. ( H/V )
802.11ac VHT40 CH 102 5510MHz		11020	45.67	-28.33	74	53.17	40.33	13.89	61.72	100	0	P	H
		16530	45.88	-22.32	68.2	49.27	38.7	17.6	59.69	100	0	P	H
													H
													H
		11020	46.01	-27.99	74	53.51	40.33	13.89	61.72	100	0	P	V
		16530	45.96	-22.24	68.2	49.35	38.7	17.6	59.69	100	0	P	V
													V
802.11ac VHT40 CH 110 5550MHz		11100	45.67	-28.33	74	53.49	40	13.98	61.8	100	0	P	H
		16650	46.53	-21.67	68.2	49.18	39.2	17.82	59.67	100	0	P	H
													H
													H
		11100	45.02	-28.98	74	52.84	40	13.98	61.8	100	0	P	V
		16650	47.24	-20.96	68.2	49.89	39.2	17.82	59.67	100	0	P	V
													V
802.11ac VHT40 CH 134 5670MHz		11340	45.35	-28.65	74	52.99	39.87	14.53	62.04	100	0	P	H
		17010	47.96	-20.24	68.2	48.95	40.5	18.09	59.58	100	0	P	H
													H
													H
		11340	46.15	-27.85	74	53.79	39.87	14.53	62.04	100	0	P	V
		17010	49.13	-19.07	68.2	50.12	40.5	18.09	59.58	100	0	P	V
													V
Remark	1. No other spurious found.												
	2. All results are PASS against Peak and Average limit line.												



Band 3 5470~5725MHz

WIFI 802.11ac VHT80 (Band Edge @ 3m)

WIFI Ant. 1	Note	Frequency ( MHz )	Level ( dBμV/m )	Over Limit ( dB )	Limit Line ( dBμV/m )	Read Level ( dBμV )	Antenna Factor ( dB/m )	Path Loss ( dB )	Preamp Factor ( dB )	Ant Pos ( cm )	Table Pos ( deg )	Peak Avg. ( P/A )	Pol. ( H/V )
802.11ac VHT80 CH 106 5530MHz		5458.24	58.12	-15.88	74	47.11	31.7	9.57	30.26	108	156	P	H
		5468.32	59.04	-9.16	68.2	48.01	31.7	9.59	30.26	108	156	P	H
		5459.44	51.06	-2.94	54	40.04	31.7	9.58	30.26	108	156	A	H
	*	5530	106.44	-	-	95.28	31.73	9.71	30.28	108	156	P	H
	*	5530	98.99	-	-	87.83	31.73	9.71	30.28	108	156	A	H
		5749.25	51.03	-17.17	68.2	39.56	32	9.86	30.39	108	156	P	H
		5459.44	55.64	-18.36	74	44.62	31.7	9.58	30.26	319	286	P	V
		5467.84	56.79	-11.41	68.2	45.76	31.7	9.59	30.26	319	286	P	V
		5459.68	47.84	-6.16	54	36.82	31.7	9.58	30.26	319	286	A	V
	*	5530	103.95	-	-	92.79	31.73	9.71	30.28	319	286	P	V
	*	5530	96.36	-	-	85.2	31.73	9.71	30.28	319	286	A	V
	5744.525	51.32	-16.88	68.2	39.85	32	9.86	30.39	319	286	P	V	
802.11ac VHT80 CH 122 5610MHz		5456.56	53.16	-20.84	74	42.15	31.7	9.57	30.26	100	194	P	H
		5468.8	54.49	-13.71	68.2	43.46	31.7	9.59	30.26	100	194	P	H
		5458.96	45.49	-8.51	54	34.48	31.7	9.57	30.26	100	194	A	H
	*	5610	108.63	-	-	97.3	31.8	9.85	30.32	100	194	P	H
	*	5610	101.27	-	-	89.94	31.8	9.85	30.32	100	194	A	H
		5725	55.59	-12.61	68.2	44.18	31.93	9.86	30.38	100	194	P	H
		5443.84	53.16	-20.84	74	42.2	31.67	9.55	30.26	297	286	P	V
		5466.16	53.96	-14.24	68.2	42.93	31.7	9.59	30.26	297	286	P	V
		5454.4	44.27	-9.73	54	33.26	31.7	9.57	30.26	297	286	A	V
	*	5610	107.42	-	-	96.09	31.8	9.85	30.32	297	286	P	V
	*	5610	99.77	-	-	88.44	31.8	9.85	30.32	297	286	A	V
	5726.885	55.7	-12.5	68.2	44.29	31.93	9.86	30.38	297	286	P	V	
Remark	1. No other spurious found. 2. All results are PASS against Peak and Average limit line.												



**Band 3 5470~5725MHz**

**WIFI 802.11ac VHT80 (Harmonic @ 3m)**

WIFI Ant. 1	Note	Frequency ( MHz )	Level ( dBμV/m )	Over Limit ( dB )	Limit Line ( dBμV/m )	Read Level (dBμV)	Antenna Factor ( dB/m )	Path Loss ( dB )	Preamp Factor ( dB )	Ant Pos ( cm )	Table Pos ( deg )	Peak Avg. (P/A)	Pol. (H/V)	
802.11ac VHT80 CH 106 5530MHz		11060	46.06	-27.94	74	53.75	40.13	13.94	61.76	100	0	P	H	
		16590	46.48	-21.72	68.2	49.6	38.85	17.71	59.68	100	0	P	H	
													H	
													H	
			11060	46.43	-27.57	74	54.12	40.13	13.94	61.76	100	0	P	V
			16590	47.36	-20.84	68.2	50.48	38.85	17.71	59.68	100	0	P	V
														V
802.11ac VHT80 CH 122 5610MHz		11220	45.61	-28.39	74	53.33	39.88	14.32	61.92	100	0	P	H	
		16830	47.52	-20.68	68.2	48.99	40.2	17.96	59.63	100	0	P	H	
													H	
													H	
			11220	45.37	-28.63	74	53.09	39.88	14.32	61.92	100	0	P	V
			16830	47.57	-20.63	68.2	49.04	40.2	17.96	59.63	100	0	P	V
														V
Remark	1. No other spurious found.													
	2. All results are PASS against Peak and Average limit line.													



Band 3 - Straddle Channel

WIFI 802.11a (Band Edge @ 3m)

WIFI	Note	Frequency	Level	Over	Limit	Read	Antenna	Path	Preamp	Ant	Table	Peak	Pol.
Ant.				Limit	Line	Level	Factor	Loss	Factor	Pos	Pos	Avg.	
1		( MHz )	( dBμV/m )	( dB )	( dBμV/m )	( dBμV )	( dB/m )	( dB )	( dB )	( cm )	( deg )	(P/A)	(H/V)
802.11a CH 144 5720MHz		5405.77	51.87	-22.13	74	41.06	31.6	9.47	30.26	100	128	P	H
		5469.34	49.68	-18.52	68.2	38.64	31.7	9.6	30.26	100	128	P	H
		5452.96	41.35	-12.65	54	30.35	31.7	9.56	30.26	100	128	A	H
	*	5720	112.69	-	-	101.27	31.93	9.86	30.37	100	128	P	H
	*	5720	105.08	-	-	93.66	31.93	9.86	30.37	100	128	A	H
		5908	52.61	-15.59	68.2	40.74	32.33	10.01	30.47	100	128	P	H
		5445.55	50.92	-23.08	74	39.93	31.7	9.55	30.26	258	290	P	V
		5464.27	52.42	-15.78	68.2	41.39	31.7	9.59	30.26	258	290	P	V
		5452.96	41.26	-12.74	54	30.26	31.7	9.56	30.26	258	290	A	V
	*	5720	112.14	-	-	100.72	31.93	9.86	30.37	258	290	P	V
	*	5720	104.63	-	-	93.21	31.93	9.86	30.37	258	290	A	V
			5883.5	52.04	-16.16	68.2	40.26	32.27	9.97	30.46	258	290	P
Remark	1. No other spurious found. 2. All results are PASS against Peak and Average limit line.												





**Band 3 - Straddle Channel**  
**WIFI 802.11a (Harmonic @ 3m)**

WIFI Ant. 1	Note	Frequency ( MHz )	Level ( dBμV/m )	Over Limit ( dB )	Limit Line ( dBμV/m )	Read Level (dBμV)	Antenna Factor ( dB/m )	Path Loss ( dB )	Preamp Factor ( dB )	Ant Pos ( cm )	Table Pos ( deg )	Peak Avg. (P/A)	Pol. (H/V)	
802.11a CH 144 5720MHz		11440	46.83	-27.17	74	54.39	40.07	14.51	62.14	100	0	P	H	
		17160	48.97	-19.23	68.2	49.29	40.57	18.36	59.25	100	0	P	H	
													H	
													H	
			11440	45.9	-28.1	74	53.46	40.07	14.51	62.14	100	0	P	V
			17160	49.29	-18.91	68.2	49.61	40.57	18.36	59.25	100	0	P	V
														V
														V
<b>Remark</b>	1. No other spurious found. 2. All results are PASS against Peak and Average limit line.													



**Band 3 - Straddle Channel**  
**WIFI 802.11ac VHT20 (Band Edge @ 3m)**

WIFI Ant. 1	Note	Frequency ( MHz )	Level ( dBμV/m )	Over Limit ( dB )	Limit Line ( dBμV/m )	Read Level (dBμV)	Antenna Factor ( dB/m )	Path Loss ( dB )	Preamp Factor ( dB )	Ant Pos ( cm )	Table Pos ( deg )	Peak Avg. (P/A)	Pol. (H/V)
<b>802.11ac VHT20 CH 144 5720MHz</b>		5430.73	50.23	-23.77	74	39.3	31.67	9.52	30.26	100	116	P	H
		5464.27	49.84	-18.36	68.2	38.81	31.7	9.59	30.26	100	116	P	H
		5453.74	41.2	-12.8	54	30.2	31.7	9.56	30.26	100	116	A	H
	*	5720	112.97	-	-	101.55	31.93	9.86	30.37	100	116	P	H
	*	5720	105.28	-	-	93.86	31.93	9.86	30.37	100	116	A	H
		5875	51.71	-16.49	68.2	39.93	32.27	9.96	30.45	100	116	P	H
		5396.8	50.02	-23.98	74	39.22	31.6	9.46	30.26	285	289	P	V
		5468.56	49.66	-18.54	68.2	38.63	31.7	9.59	30.26	285	289	P	V
		5446.33	41.08	-12.92	54	30.09	31.7	9.55	30.26	285	289	A	V
	*	5720	112.35	-	-	100.93	31.93	9.86	30.37	285	289	P	V
	*	5720	104.35	-	-	92.93	31.93	9.86	30.37	285	289	A	V
		5925.5	52.56	-15.64	68.2	40.64	32.37	10.03	30.48	285	289	P	V
<b>Remark</b>	1. No other spurious found. 2. All results are PASS against Peak and Average limit line.												



**Band 3 - Straddle Channel**  
**WIFI 802.11ac VHT20 (Harmonic @ 3m)**

WIFI Ant. 1	Note	Frequency ( MHz )	Level ( dBμV/m )	Over Limit ( dB )	Limit Line ( dBμV/m )	Read Level (dBμV)	Antenna Factor ( dB/m )	Path Loss ( dB )	Preamp Factor ( dB )	Ant Pos ( cm )	Table Pos ( deg )	Peak Avg. (P/A)	Pol. (H/V)	
802.11ac VHT20 CH 144 5720MHz		11440	46.65	-27.35	74	54.21	40.07	14.51	62.14	100	0	P	H	
		17160	48.66	-19.54	68.2	48.98	40.57	18.36	59.25	100	0	P	H	
													H	
													H	
			11440	45.13	-28.87	74	52.69	40.07	14.51	62.14	100	0	P	V
			17160	48.17	-20.03	68.2	48.49	40.57	18.36	59.25	100	0	P	V
														V
														V
<b>Remark</b>	1. No other spurious found. 2. All results are PASS against Peak and Average limit line.													



**Band 3 - Straddle Channel**  
**WIFI 802.11ac VHT40 (Band Edge @ 3m)**

WIFI Ant. 1	Note	Frequency ( MHz )	Level ( dBμV/m )	Over Limit ( dB )	Limit Line ( dBμV/m )	Read Level ( dBμV )	Antenna Factor ( dB/m )	Path Loss ( dB )	Preamp Factor ( dB )	Ant Pos ( cm )	Table Pos ( deg )	Peak Avg. ( P/A )	Pol. ( H/V )
<b>802.11ac VHT40 CH 142 5710MHz</b>		5418.64	50.13	-23.87	74	39.26	31.63	9.5	30.26	100	190	P	H
		5467.39	49.98	-18.22	68.2	38.95	31.7	9.59	30.26	100	190	P	H
		5450.23	41.71	-12.29	54	30.71	31.7	9.56	30.26	100	190	A	H
	*	5710	109.03	-	-	97.67	31.87	9.86	30.37	100	190	P	H
	*	5710	101.27	-	-	89.91	31.87	9.86	30.37	100	190	A	H
		5947.25	52.06	-16.14	68.2	40.1	32.4	10.05	30.49	100	190	P	H
		5413.96	50.48	-23.52	74	39.62	31.63	9.49	30.26	275	288	P	V
		5464.66	48.68	-19.52	68.2	37.65	31.7	9.59	30.26	275	288	P	V
		5399.53	41.97	-12.03	54	31.17	31.6	9.46	30.26	275	288	A	V
	*	5710	108.61	-	-	97.25	31.87	9.86	30.37	275	288	P	V
	*	5710	100.96	-	-	89.6	31.87	9.86	30.37	275	288	A	V
		5862.25	52.49	-15.71	68.2	40.76	32.23	9.95	30.45	275	288	P	V
<b>Remark</b>	1. No other spurious found. 2. All results are PASS against Peak and Average limit line.												



**Band 3 - Straddle Channel**  
**WIFI 802.11ac VHT40 (Harmonic @ 3m)**

WIFI Ant. 1	Note	Frequency ( MHz )	Level ( dBμV/m )	Over Limit ( dB )	Limit Line ( dBμV/m )	Read Level ( dBμV )	Antenna Factor ( dB/m )	Path Loss ( dB )	Preamp Factor ( dB )	Ant Pos ( cm )	Table Pos ( deg )	Peak Avg. ( P/A )	Pol. ( H/V )	
802.11ac VHT40 CH 142 5710MHz		11420	45.03	-28.97	74	52.6	40.03	14.52	62.12	100	0	P	H	
		17130	48.67	-19.53	68.2	49.15	40.53	18.3	59.31	100	0	P	H	
													H	
													H	
			11420	46.1	-27.9	74	53.67	40.03	14.52	62.12	100	0	P	V
			17130	48.58	-19.62	68.2	49.06	40.53	18.3	59.31	100	0	P	V
														V
													V	
<b>Remark</b>	1. No other spurious found. 2. All results are PASS against Peak and Average limit line.													



**Band 3 - Straddle Channel**  
**WIFI 802.11ac VHT80 (Band Edge @ 3m)**

WIFI Ant. 1	Note	Frequency ( MHz )	Level ( dBμV/m )	Over Limit ( dB )	Limit Line ( dBμV/m )	Read Level (dBμV)	Antenna Factor ( dB/m )	Path Loss ( dB )	Preamp Factor ( dB )	Ant Pos ( cm )	Table Pos ( deg )	Peak Avg. (P/A)	Pol. (H/V)
<b>802.11ac VHT80 CH 138 5690MHz</b>		5437.36	50.6	-23.4	74	39.66	31.67	9.53	30.26	100	192	P	H
		5465.44	50.8	-17.4	68.2	39.77	31.7	9.59	30.26	100	192	P	H
		5455.69	43.05	-10.95	54	32.04	31.7	9.57	30.26	100	192	A	H
	*	5690	107.12	-	-	95.82	31.8	9.86	30.36	100	192	P	H
	*	5690	99.79	-	-	88.49	31.8	9.86	30.36	100	192	A	H
		5853.4	53.18	-15.02	68.2	41.48	32.2	9.94	30.44	100	192	P	H
		5368.33	50.97	-23.03	74	40.33	31.47	9.44	30.27	259	288	P	V
		5460	50.04	-18.16	68.2	39.02	31.7	9.58	30.26	259	288	P	V
		5451.01	42.42	-11.58	54	31.42	31.7	9.56	30.26	259	288	A	V
	*	5690	106.58	-	-	95.28	31.8	9.86	30.36	259	288	P	V
	*	5690	99.21	-	-	87.91	31.8	9.86	30.36	259	288	A	V
		5874.7	53.32	-14.88	68.2	41.54	32.27	9.96	30.45	259	288	P	V
<b>Remark</b>	1. No other spurious found. 2. All results are PASS against Peak and Average limit line.												



**Band 3 - Straddle Channel**  
**WIFI 802.11ac VHT80 (Harmonic @ 3m)**

WIFI Ant. 1	Note	Frequency ( MHz )	Level ( dBμV/m )	Over Limit ( dB )	Limit Line ( dBμV/m )	Read Level (dBμV)	Antenna Factor ( dB/m )	Path Loss ( dB )	Preamp Factor ( dB )	Ant Pos ( cm )	Table Pos ( deg )	Peak Avg. (P/A)	Pol. (H/V)	
802.11ac VHT80 CH 138 5690MHz		11380	45.9	-28.1	74	53.48	39.97	14.53	62.08	100	0	P	H	
		17070	48.82	-19.38	68.2	49.58	40.5	18.19	59.45	100	0	P	H	
													H	
													H	
			11380	45.64	-28.36	74	53.22	39.97	14.53	62.08	100	0	P	V
			17070	48.61	-19.59	68.2	49.37	40.5	18.19	59.45	100	0	P	V
														V
														V
<b>Remark</b>	1. No other spurious found. 2. All results are PASS against Peak and Average limit line.													



Emission below 1GHz

WIFI 802.11ac VHT40 (LF @ 3m)

WIFI	Note	Frequency	Level	Over	Limit	Read	Antenna	Path	Preamp	Ant	Table	Peak	Pol.	
Ant.				Limit	Line	Level	Factor	Loss	Factor	Pos	Pos	Avg.		
1		( MHz )	( dBμV/m )	( dB )	( dBμV/m )	( dBμV )	( dB/m )	( dB )	( dB )	( cm )	( deg )	(P/A)	(H/V)	
802.11ac VHT40 LF		106.63	26.09	-17.41	43.5	40.53	16.7	1.37	32.51	-	-	P	H	
		119.24	26.45	-17.05	43.5	40.02	17.5	1.44	32.51	-	-	P	H	
		286.08	24.07	-21.93	46	35.3	19.02	2.28	32.53	-	-	P	H	
		354.95	26.13	-19.87	46	35.66	20.6	2.42	32.55	-	-	P	H	
		473.29	30.43	-15.57	46	36.71	23.5	2.78	32.56	-	-	P	H	
		832.19	36.88	-9.12	46	36.53	28.59	3.78	32.02	100	0	P	H	
														H
														H
														H
														H
														H
														H
			106.63	21.57	-21.93	43.5	36.01	16.7	1.37	32.51	-	-	P	V
			181.32	21.38	-22.12	43.5	37.06	14.9	1.91	32.49	-	-	P	V
			220.12	22.49	-23.51	46	37.71	15.31	1.97	32.5	-	-	P	V
			473.29	27.66	-18.34	46	33.94	23.5	2.78	32.56	-	-	P	V
			832.19	38.77	-7.23	46	38.42	28.59	3.78	32.02	100	0	P	V
			908.82	33.56	-12.44	46	31.91	29.25	3.97	31.57	-	-	P	V
														V
														V
													V	
													V	
													V	
													V	
<b>Remark</b>	1. No other spurious found. 2. All results are PASS against limit line.													





Band 1 - 5150~5250MHz

WIFI 802.11a (Band Edge @ 3m)

WIFI	Note	Frequency	Level	Over	Limit	Read	Antenna	Path	Preamp	Ant	Table	Peak	Pol.	
Ant.				Limit	Line	Level	Factor	Loss	Factor	Pos	Pos	Avg.		
2		( MHz )	( dBµV/m )	( dB )	( dBµV/m )	( dBµV )	( dB/m )	( dB )	( dB )	( cm )	( deg )	( P/A )	( H/V )	
802.11a CH 36 5180MHz		5146.38	57.39	-16.61	74	46.61	31.8	9.25	30.27	100	122	P	H	
		5149.24	47.7	-6.3	54	36.92	31.8	9.25	30.27	100	122	A	H	
	*	5180	112.66	-	-	101.97	31.67	9.29	30.27	100	122	P	H	
	*	5180	105.22	-	-	94.53	31.67	9.29	30.27	100	122	A	H	
													H	
														H
			5147.94	55.64	-18.36	74	44.86	31.8	9.25	30.27	326	69	P	V
			5149.24	46.38	-7.62	54	35.6	31.8	9.25	30.27	326	69	A	V
	*		5180	111.95	-	-	101.26	31.67	9.29	30.27	326	69	P	V
	*		5180	104.62	-	-	93.93	31.67	9.29	30.27	326	69	A	V
														V
														V
802.11a CH 44 5220MHz		5128.96	51.65	-22.35	74	40.86	31.83	9.23	30.27	100	120	P	H	
		5150	42.94	-11.06	54	32.15	31.8	9.26	30.27	100	120	A	H	
	*	5220	112.69	-	-	102.1	31.53	9.33	30.27	100	120	P	H	
	*	5220	104.94	-	-	94.35	31.53	9.33	30.27	100	120	A	H	
			5363.4	51.28	-22.72	74	40.65	31.47	9.43	30.27	100	120	P	H
			5351.08	41.54	-12.46	54	30.99	31.4	9.42	30.27	100	120	A	H
			5130.26	50.94	-23.06	74	40.15	31.83	9.23	30.27	323	74	P	V
			5148.98	42.34	-11.66	54	31.56	31.8	9.25	30.27	323	74	A	V
	*		5220	111.92	-	-	101.33	31.53	9.33	30.27	323	74	P	V
	*		5220	104.47	-	-	93.88	31.53	9.33	30.27	323	74	A	V
			5353.04	50.93	-23.07	74	40.38	31.4	9.42	30.27	323	74	P	V
			5426.96	41.52	-12.48	54	30.64	31.63	9.51	30.26	323	74	A	V



WIFI Ant. 2	Note	Frequency ( MHz )	Level ( dBμV/m )	Over Limit ( dB )	Limit Line ( dBμV/m )	Read Level (dBμV)	Antenna Factor ( dB/m )	Path Loss ( dB )	Preamp Factor ( dB )	Ant Pos ( cm )	Table Pos ( deg )	Peak Avg. (P/A)	Pol. (H/V)
802.11a CH 48 5240MHz		5130.78	51.62	-22.38	74	40.83	31.83	9.23	30.27	100	120	P	H
		5150	42.01	-11.99	54	31.22	31.8	9.26	30.27	100	120	A	H
	*	5240	111.9	-	-	101.36	31.47	9.34	30.27	100	120	P	H
	*	5240	104.41	-	-	93.87	31.47	9.34	30.27	100	120	A	H
		5369.84	50.23	-23.77	74	39.59	31.47	9.44	30.27	100	120	P	H
		5350.8	40.7	-13.3	54	30.15	31.4	9.42	30.27	100	120	P	H
		5073.06	50.6	-23.4	74	39.81	31.9	9.17	30.28	304	71	P	V
		5149.5	41.67	-12.33	54	30.89	31.8	9.25	30.27	304	71	A	V
	*	5240	111.61	-	-	101.07	31.47	9.34	30.27	304	71	P	V
	*	5240	103.82	-	-	93.28	31.47	9.34	30.27	304	71	A	V
		5447.68	50.02	-23.98	74	39.03	31.7	9.55	30.26	304	71	P	V
		5353.6	41.47	-12.53	54	30.91	31.4	9.43	30.27	304	71	A	V
	Remark	1. No other spurious found. 2. All results are PASS against Peak and Average limit line.											



**Band 1 5150~5250MHz**

**WIFI 802.11a (Harmonic @ 3m)**

WIFI Ant. 2	Note	Frequency ( MHz )	Level ( dBμV/m )	Over Limit ( dB )	Limit Line ( dBμV/m )	Read Level ( dBμV )	Antenna Factor ( dB/m )	Path Loss ( dB )	Preamp Factor ( dB )	Ant Pos ( cm )	Table Pos ( deg )	Peak Avg. ( P/A )	Pol. ( H/V )
802.11a CH 36 5180MHz		10360	44.31	-23.89	68.2	52.13	39.37	13.57	60.76	100	0	P	H
		15540	44.25	-29.75	74	50.86	37.93	17.01	61.55	100	0	P	H
													H
													H
		10360	44.02	-24.18	68.2	51.84	39.37	13.57	60.76	100	0	P	V
		15540	45.52	-28.48	74	52.13	37.93	17.01	61.55	100	0	P	V
													V
													V
802.11a CH 44 5220MHz		10440	43.86	-24.34	68.2	51.64	39.53	13.65	60.96	100	0	P	H
		15660	44.59	-29.41	74	51.39	37.45	17.16	61.41	100	0	P	H
													H
													H
		10440	44.61	-23.59	68.2	52.39	39.53	13.65	60.96	100	0	P	V
		15660	43.8	-30.2	74	50.6	37.45	17.16	61.41	100	0	P	V
													V
													V
802.11a CH 48 5240MHz		10480	44.15	-24.05	68.2	51.94	39.58	13.68	61.05	100	0	P	H
		15720	44.82	-29.18	74	51.65	37.3	17.21	61.34	100	0	P	H
													H
													H
		10480	44.39	-23.81	68.2	52.18	39.58	13.68	61.05	100	0	P	V
		15720	44.68	-29.32	74	51.51	37.3	17.21	61.34	100	0	P	V
													V
													V
<b>Remark</b>	1. No other spurious found. 2. All results are PASS against Peak and Average limit line.												



Band 1 5150~5250MHz

WIFI 802.11ac VHT20 (Band Edge @ 3m)

WIFI Ant. 2	Note	Frequency ( MHz )	Level ( dBμV/m )	Over Limit ( dB )	Limit Line ( dBμV/m )	Read Level ( dBμV )	Antenna Factor ( dB/m )	Path Loss ( dB )	Preamp Factor ( dB )	Ant Pos ( cm )	Table Pos ( deg )	Peak Avg. ( P/A )	Pol. ( H/V )	
802.11ac VHT20 CH 36 5180MHz		5146.64	57.87	-16.13	74	47.09	31.8	9.25	30.27	100	121	P	H	
		5149.76	48.36	-5.64	54	37.58	31.8	9.25	30.27	100	121	A	H	
	*	5180	112.39	-	-	101.7	31.67	9.29	30.27	100	121	P	H	
	*	5180	104.82	-	-	94.13	31.67	9.29	30.27	100	121	A	H	
													H	
														H
			5147.16	55.41	-18.59	74	44.63	31.8	9.25	30.27	327	70	P	V
			5150	46.96	-7.04	54	36.17	31.8	9.26	30.27	327	70	A	V
		*	5180	111.83	-	-	101.14	31.67	9.29	30.27	327	70	P	V
		*	5180	104.22	-	-	93.53	31.67	9.29	30.27	327	70	A	V
													V	
													V	
802.11ac VHT20 CH 44 5220MHz		5134.98	50.79	-23.21	74	39.99	31.83	9.24	30.27	100	122	P	H	
		5148.92	43.03	-10.97	54	32.25	31.8	9.25	30.27	100	122	A	H	
	*	5220	112.69	-	-	102.1	31.53	9.33	30.27	100	122	P	H	
	*	5220	104.44	-	-	93.85	31.53	9.33	30.27	100	122	A	H	
			5456.16	51.83	-22.17	74	40.82	31.7	9.57	30.26	100	122	P	H
			5404.8	41.55	-12.45	54	30.74	31.6	9.47	30.26	100	122	A	H
			5100.3	51.13	-22.87	74	40.31	31.9	9.2	30.28	322	74	P	V
			5149.6	42.36	-11.64	54	31.58	31.8	9.25	30.27	322	74	A	V
		*	5220	112.02	-	-	101.43	31.53	9.33	30.27	322	74	P	V
		*	5220	104.1	-	-	93.51	31.53	9.33	30.27	322	74	A	V
		5366.4	50.7	-23.3	74	40.07	31.47	9.43	30.27	322	74	P	V	
		5361.84	41.57	-12.43	54	30.94	31.47	9.43	30.27	322	74	A	V	



WIFI Ant. 2	Note	Frequency ( MHz )	Level ( dBμV/m )	Over Limit ( dB )	Limit Line ( dBμV/m )	Read Level (dBμV)	Antenna Factor ( dB/m )	Path Loss ( dB )	Preamp Factor ( dB )	Ant Pos ( cm )	Table Pos ( deg )	Peak Avg. (P/A)	Pol. (H/V)
802.11ac VHT20 CH 48 5240MHz		5145.86	50.8	-23.2	74	40.02	31.8	9.25	30.27	100	120	P	H
		5149.5	42.48	-11.52	54	31.7	31.8	9.25	30.27	100	120	A	H
	*	5240	112.8	-	-	102.26	31.47	9.34	30.27	100	120	P	H
	*	5240	104.4	-	-	93.86	31.47	9.34	30.27	100	120	A	H
		5449.08	50.67	-23.33	74	39.67	31.7	9.56	30.26	100	120	P	H
		5365.08	42.18	-11.82	54	31.55	31.47	9.43	30.27	100	120	A	H
		5123.24	50.82	-23.18	74	40.04	31.83	9.23	30.28	321	72	P	V
		5150	41.75	-12.25	54	30.96	31.8	9.26	30.27	321	72	A	V
	*	5240	110.99	-	-	100.45	31.47	9.34	30.27	321	72	P	V
	*	5240	103.61	-	-	93.07	31.47	9.34	30.27	321	72	A	V
		5395.04	51.01	-22.99	74	40.21	31.6	9.46	30.26	321	72	P	V
		5358.08	41.95	-12.05	54	31.39	31.4	9.43	30.27	321	72	A	V
<b>Remark</b>	1. No other spurious found. 2. All results are PASS against Peak and Average limit line.												



**Band 1 5150~5250MHz**

**WIFI 802.11ac VHT20 (Harmonic @ 3m)**

WIFI Ant. 2	Note	Frequency ( MHz )	Level ( dBμV/m )	Over Limit ( dB )	Limit Line ( dBμV/m )	Read Level ( dBμV )	Antenna Factor ( dB/m )	Path Loss ( dB )	Preamp Factor ( dB )	Ant Pos ( cm )	Table Pos ( deg )	Peak Avg. ( P/A )	Pol. ( H/V )
802.11ac VHT20 CH 36 5180MHz		10360	45.02	-23.18	68.2	52.84	39.37	13.57	60.76	100	0	P	H
		15540	45.52	-28.48	74	52.13	37.93	17.01	61.55	100	0	P	H
													H
													H
		10360	44.22	-23.98	68.2	52.04	39.37	13.57	60.76	100	0	P	V
		15540	45.24	-28.76	74	51.85	37.93	17.01	61.55	100	0	P	V
													V
802.11ac VHT20 CH 44 5220MHz		10440	44.35	-23.85	68.2	52.13	39.53	13.65	60.96	100	0	P	H
		15660	44.19	-29.81	74	50.99	37.45	17.16	61.41	100	0	P	H
													H
													H
		10440	44.58	-23.62	68.2	52.36	39.53	13.65	60.96	100	0	P	V
		15660	43.96	-30.04	74	50.76	37.45	17.16	61.41	100	0	P	V
													V
802.11ac VHT20 CH 48 5240MHz		10480	44.64	-23.56	68.2	52.43	39.58	13.68	61.05	100	0	P	H
		15720	47.53	-26.47	74	54.36	37.3	17.21	61.34	100	0	P	H
													H
													H
		10480	44.14	-24.06	68.2	51.93	39.58	13.68	61.05	100	0	P	V
		15720	45.05	-28.95	74	51.88	37.3	17.21	61.34	100	0	P	V
													V
Remark	1. No other spurious found.												
	2. All results are PASS against Peak and Average limit line.												



Band 1 5150~5250MHz

WIFI 802.11ac VHT40 (Band Edge @ 3m)

WIFI Ant. 2	Note	Frequency ( MHz )	Level ( dBμV/m )	Over Limit ( dB )	Limit Line ( dBμV/m )	Read Level (dBμV)	Antenna Factor ( dB/m )	Path Loss ( dB )	Preamp Factor ( dB )	Ant Pos ( cm )	Table Pos ( deg )	Peak Avg. (P/A)	Pol. (H/V)
802.11ac VHT40 CH 38 5190MHz		5150	55.68	-18.32	74	44.89	31.8	9.26	30.27	100	122	P	H
		5150	47.77	-6.23	54	36.98	31.8	9.26	30.27	100	122	A	H
	*	5190	107.2	-	-	96.5	31.67	9.3	30.27	100	122	P	H
	*	5190	99.07	-	-	88.37	31.67	9.3	30.27	100	122	A	H
		5459.44	50.19	-23.81	74	39.17	31.7	9.58	30.26	100	122	P	H
		5415.48	41.23	-12.77	54	30.37	31.63	9.49	30.26	100	122	A	H
		5150	54.87	-19.13	74	44.08	31.8	9.26	30.27	345	76	P	V
		5149.76	46.57	-7.43	54	35.79	31.8	9.25	30.27	345	76	A	V
	*	5190	105.7	-	-	95	31.67	9.3	30.27	345	76	P	V
	*	5190	97.62	-	-	86.92	31.67	9.3	30.27	345	76	A	V
		5415.48	50.64	-23.36	74	39.78	31.63	9.49	30.26	345	76	P	V
		5458.6	41.18	-12.82	54	30.17	31.7	9.57	30.26	345	76	A	V
802.11ac VHT40 CH 46 5230MHz		5144.3	52.45	-21.55	74	41.67	31.8	9.25	30.27	100	119	P	H
		5150	44.39	-9.61	54	33.6	31.8	9.26	30.27	100	119	A	H
	*	5230	109.83	-	-	99.3	31.47	9.33	30.27	100	119	P	H
	*	5230	101.64	-	-	91.11	31.47	9.33	30.27	100	119	A	H
		5362	51.15	-22.85	74	40.52	31.47	9.43	30.27	100	119	P	H
		5351.08	42.3	-11.7	54	31.75	31.4	9.42	30.27	100	119	A	H
		5105.56	51.49	-22.51	74	40.69	31.87	9.21	30.28	323	73	P	V
		5150	43.58	-10.42	54	32.79	31.8	9.26	30.27	323	73	A	V
	*	5230	109.02	-	-	98.49	31.47	9.33	30.27	323	73	P	V
	*	5230	101.03	-	-	90.5	31.47	9.33	30.27	323	73	A	V
	5444.88	50.9	-23.1	74	39.94	31.67	9.55	30.26	323	73	P	V	
	5350	42.21	-11.79	54	31.66	31.4	9.42	30.27	323	73	A	V	
Remark	1. No other spurious found. 2. All results are PASS against Peak and Average limit line.												



**Band 1 5150~5250MHz**

**WIFI 802.11ac VHT40 (Harmonic @ 3m)**

WIFI Ant. 2	Note	Frequency ( MHz )	Level ( dBμV/m )	Over Limit ( dB )	Limit Line ( dBμV/m )	Read Level (dBμV)	Antenna Factor ( dB/m )	Path Loss ( dB )	Preamp Factor ( dB )	Ant Pos ( cm )	Table Pos ( deg )	Peak Avg. (P/A)	Pol. (H/V)	
802.11ac VHT40 CH 38 5190MHz		10380	43.85	-24.35	68.2	51.64	39.43	13.59	60.81	100	0	P	H	
		15570	45.28	-28.72	74	51.98	37.77	17.05	61.52	100	0	P	H	
													H	
													H	
			10380	44.9	-23.3	68.2	52.69	39.43	13.59	60.81	100	0	P	V
			15570	44.48	-29.52	74	51.18	37.77	17.05	61.52	100	0	P	V
														V
802.11ac VHT40 CH 46 5230MHz		10460	43.98	-24.22	68.2	51.77	39.55	13.66	61	100	0	P	H	
		15690	44.64	-29.36	74	51.47	37.35	17.19	61.37	100	0	P	H	
													H	
													H	
			10460	43.93	-24.27	68.2	51.72	39.55	13.66	61	100	0	P	V
			15690	44.55	-29.45	74	51.38	37.35	17.19	61.37	100	0	P	V
														V
Remark	1. No other spurious found.													
	2. All results are PASS against Peak and Average limit line.													





**Band 1 5150~5250MHz**

**WIFI 802.11ac VHT80 (Band Edge @ 3m)**

WIFI Ant. 2	Note	Frequency ( MHz )	Level ( dBμV/m )	Over Limit ( dB )	Limit Line ( dBμV/m )	Read Level (dBμV)	Antenna Factor ( dB/m )	Path Loss ( dB )	Preamp Factor ( dB )	Ant Pos ( cm )	Table Pos ( deg )	Peak Avg. (P/A)	Pol. (H/V)
<b>802.11ac VHT80 CH 42 5210MHz</b>		5146.38	57.77	-16.23	74	46.99	31.8	9.25	30.27	100	120	P	H
		5149.5	49.67	-4.33	54	38.89	31.8	9.25	30.27	100	120	A	H
	*	5210	103.75	-	-	93.17	31.53	9.32	30.27	100	120	P	H
	*	5210	96.37	-	-	85.79	31.53	9.32	30.27	100	120	A	H
		5377.4	51.41	-22.59	74	40.76	31.47	9.44	30.26	100	120	P	H
		5353.88	42.57	-11.43	54	32.01	31.4	9.43	30.27	100	120	A	H
		5144.82	55.61	-18.39	74	44.83	31.8	9.25	30.27	353	74	P	V
		5149.76	48.15	-5.85	54	37.37	31.8	9.25	30.27	353	74	A	V
	*	5210	102.93	-	-	92.35	31.53	9.32	30.27	353	74	P	V
	*	5210	95.43	-	-	84.85	31.53	9.32	30.27	353	74	A	V
		5443.2	52.19	-21.81	74	41.24	31.67	9.54	30.26	353	74	P	V
	5422.76	42.34	-11.66	54	31.47	31.63	9.5	30.26	353	74	A	V	
<b>Remark</b>	1. No other spurious found. 2. All results are PASS against Peak and Average limit line.												



**Band 1 5150~5250MHz**

**WIFI 802.11ac VHT80 (Harmonic @ 3m)**

WIFI Ant. 2	Note	Frequency ( MHz )	Level ( dBμV/m )	Over Limit ( dB )	Limit Line ( dBμV/m )	Read Level (dBμV)	Antenna Factor ( dB/m )	Path Loss ( dB )	Preamp Factor ( dB )	Ant Pos ( cm )	Table Pos ( deg )	Peak Avg. (P/A)	Pol. (H/V)	
802.11ac VHT80 CH 42 5210MHz		10420	43.88	-24.32	68.2	51.65	39.52	13.62	60.91	100	0	P	H	
		15630	45.96	-28.04	74	52.78	37.5	17.12	61.44	100	0	P	H	
													H	
													H	
			10420	44.01	-24.19	68.2	51.78	39.52	13.62	60.91	100	0	P	V
			15630	44.68	-29.32	74	51.5	37.5	17.12	61.44	100	0	P	V
														V
														V
<b>Remark</b>	1. No other spurious found. 2. All results are PASS against Peak and Average limit line.													



Band 2 - 5250~5350MHz

WIFI 802.11a (Band Edge @ 3m)

WIFI	Note	Frequency	Level	Over	Limit	Read	Antenna	Path	Preamp	Ant	Table	Peak	Pol.
Ant.				Limit	Line	Level	Factor	Loss	Factor	Pos	Pos	Avg.	
2		( MHz )	( dBμV/m )	( dB )	( dBμV/m )	( dBμV )	( dB/m )	( dB )	( dB )	( cm )	( deg )	(P/A)	(H/V)
802.11a CH 52 5260MHz		5075.82	50.91	-23.09	74	40.12	31.9	9.17	30.28	100	120	P	H
		5145.18	41.32	-12.68	54	30.54	31.8	9.25	30.27	100	120	A	H
	*	5260	112.26	-	-	101.77	31.4	9.36	30.27	100	120	P	H
	*	5260	104.93	-	-	94.44	31.4	9.36	30.27	100	120	A	H
		5356.56	50.86	-23.14	74	40.3	31.4	9.43	30.27	100	120	P	H
		5350.08	42.04	-11.96	54	31.49	31.4	9.42	30.27	100	120	A	H
		5069.02	50.14	-23.86	74	39.35	31.9	9.17	30.28	318	72	P	V
		5100.64	41.27	-12.73	54	30.45	31.9	9.2	30.28	318	72	A	V
	*	5260	111.68	-	-	101.19	31.4	9.36	30.27	318	72	P	V
	*	5260	104.39	-	-	93.9	31.4	9.36	30.27	318	72	A	V
		5359.92	51.42	-22.58	74	40.86	31.4	9.43	30.27	318	72	P	V
		5359.2	41.99	-12.01	54	31.43	31.4	9.43	30.27	318	72	A	V
802.11a CH 60 5300MHz		5087.04	50.83	-23.17	74	40.02	31.9	9.19	30.28	100	123	P	H
		5108.46	41.33	-12.67	54	30.53	31.87	9.21	30.28	100	123	A	H
	*	5300	113.13	-	-	102.61	31.4	9.39	30.27	100	123	P	H
	*	5300	104.87	-	-	94.35	31.4	9.39	30.27	100	123	A	H
		5352.72	56.08	-17.92	74	45.53	31.4	9.42	30.27	100	123	P	H
		5350.32	46.14	-7.86	54	35.59	31.4	9.42	30.27	100	123	A	H
		5126.82	50.46	-23.54	74	39.67	31.83	9.23	30.27	332	74	P	V
		5077.86	41.26	-12.74	54	30.46	31.9	9.18	30.28	332	74	A	V
	*	5300	112.05	-	-	101.53	31.4	9.39	30.27	332	74	P	V
	*	5300	104.63	-	-	94.11	31.4	9.39	30.27	332	74	A	V
		5352.96	53.54	-20.46	74	42.99	31.4	9.42	30.27	332	74	P	V
		5352.24	45.6	-8.4	54	35.05	31.4	9.42	30.27	332	74	A	V



WIFI Ant. 2	Note	Frequency ( MHz )	Level ( dBμV/m )	Over Limit ( dB )	Limit Line ( dBμV/m )	Read Level (dBμV)	Antenna Factor ( dB/m )	Path Loss ( dB )	Preamp Factor ( dB )	Ant Pos ( cm )	Table Pos ( deg )	Peak Avg. (P/A)	Pol. (H/V)	
802.11a CH 64 5320MHz	*	5320	111.13	-	-	100.6	31.4	9.4	30.27	100	118	P	H	
	*	5320	103.66	-	-	93.13	31.4	9.4	30.27	100	118	A	H	
		5363.36	56.79	-17.21	74	46.16	31.47	9.43	30.27	100	118	P	H	
		5350.08	46.3	-7.7	54	35.75	31.4	9.42	30.27	100	118	A	H	
													H	
													H	
	*	5320	110.98	-	-	100.45	31.4	9.4	30.27	313	74	P	V	
	*	5320	103.32	-	-	92.79	31.4	9.4	30.27	313	74	A	V	
		5358.4	55.01	-18.99	74	44.45	31.4	9.43	30.27	313	74	P	V	
		5350.08	46.03	-7.97	54	35.48	31.4	9.42	30.27	313	74	A	V	
													V	
													V	
	<b>Remark</b>	1. No other spurious found. 2. All results are PASS against Peak and Average limit line.												



Band 2 5250~5350MHz

WIFI 802.11a (Harmonic @ 3m)

WIFI Ant. 2	Note	Frequency ( MHz )	Level ( dBμV/m )	Over Limit ( dB )	Limit Line ( dBμV/m )	Read Level (dBμV)	Antenna Factor ( dB/m )	Path Loss ( dB )	Preamp Factor ( dB )	Ant Pos ( cm )	Table Pos ( deg )	Peak Avg. (P/A)	Pol. (H/V)
802.11a CH 52 5260MHz		10520	44.18	-24.02	68.2	51.98	39.63	13.69	61.12	100	0	P	H
		15780	44.76	-29.24	74	51.45	37.3	17.27	61.26	100	0	P	H
													H
													H
		10520	44.39	-23.81	68.2	52.19	39.63	13.69	61.12	100	0	P	V
		15780	44.87	-29.13	74	51.56	37.3	17.27	61.26	100	0	P	V
													V
													V
802.11a CH 60 5300MHz		10600	45	-29	74	52.71	39.8	13.71	61.22	100	0	P	H
		15900	44.31	-29.69	74	51.05	37	17.38	61.12	100	0	P	H
													H
													H
		10600	45.15	-28.85	74	52.86	39.8	13.71	61.22	100	0	P	V
		15900	45.83	-28.17	74	52.57	37	17.38	61.12	100	0	P	V
													V
													V
802.11a CH 64 5320MHz		10640	46.3	-27.7	74	54.05	39.8	13.72	61.27	100	0	P	H
		15960	44.8	-29.2	74	51.59	36.93	17.33	61.05	100	0	P	H
													H
													H
		10640	45.6	-28.4	74	53.35	39.8	13.72	61.27	100	0	P	V
		15960	44.98	-29.02	74	51.77	36.93	17.33	61.05	100	0	P	V
													V
													V
Remark	1. No other spurious found. 2. All results are PASS against Peak and Average limit line.												



Band 2 5250~5350MHz

WIFI 802.11ac VHT20 (Band Edge @ 3m)

WIFI Ant. 2	Note	Frequency ( MHz )	Level ( dBμV/m )	Over Limit ( dB )	Limit Line ( dBμV/m )	Read Level ( dBμV )	Antenna Factor ( dB/m )	Path Loss ( dB )	Preamp Factor ( dB )	Ant Pos ( cm )	Table Pos ( deg )	Peak Avg. ( P/A )	Pol. ( H/V )
802.11ac VHT20 CH 52 5260MHz		5082.62	50.34	-23.66	74	39.54	31.9	9.18	30.28	100	120	P	H
		5145.18	41.67	-12.33	54	30.89	31.8	9.25	30.27	100	120	A	H
	*	5260	111.86	-	-	101.37	31.4	9.36	30.27	100	120	P	H
	*	5260	104.29	-	-	93.8	31.4	9.36	30.27	100	120	A	H
		5356.08	51.91	-22.09	74	41.35	31.4	9.43	30.27	100	120	P	H
		5350.08	42.94	-11.06	54	32.39	31.4	9.42	30.27	100	120	A	H
		5105.06	50.96	-23.04	74	40.13	31.9	9.21	30.28	317	73	P	V
		5122.74	41.59	-12.41	54	30.81	31.83	9.23	30.28	317	73	A	V
	*	5260	111.7	-	-	101.21	31.4	9.36	30.27	317	73	P	V
	*	5260	103.8	-	-	93.31	31.4	9.36	30.27	317	73	A	V
		5403.6	51.34	-22.66	74	40.53	31.6	9.47	30.26	317	73	P	V
		5350.8	42.5	-11.5	54	31.95	31.4	9.42	30.27	317	73	A	V
802.11ac VHT20 CH 60 5300MHz		5108.12	50.9	-23.1	74	40.1	31.87	9.21	30.28	100	120	P	H
		5080.92	41.25	-12.75	54	30.45	31.9	9.18	30.28	100	120	A	H
	*	5300	111.41	-	-	100.89	31.4	9.39	30.27	100	120	P	H
	*	5300	103.65	-	-	93.13	31.4	9.39	30.27	100	120	A	H
		5355.36	56.22	-17.78	74	45.66	31.4	9.43	30.27	100	120	P	H
		5351.04	45.78	-8.22	54	35.23	31.4	9.42	30.27	100	120	A	H
		5115.6	50.84	-23.16	74	40.03	31.87	9.22	30.28	333	69	P	V
		5109.14	41.35	-12.65	54	30.55	31.87	9.21	30.28	333	69	A	V
	*	5300	111.4	-	-	100.88	31.4	9.39	30.27	333	69	P	V
	*	5300	103.59	-	-	93.07	31.4	9.39	30.27	333	69	A	V
	5350.56	55.85	-18.15	74	45.3	31.4	9.42	30.27	333	69	P	V	
	5350.08	45.09	-8.91	54	34.54	31.4	9.42	30.27	333	69	A	V	



WIFI Ant. 2	Note	Frequency ( MHz )	Level ( dBμV/m )	Over Limit ( dB )	Limit Line ( dBμV/m )	Read Level (dBμV)	Antenna Factor ( dB/m )	Path Loss ( dB )	Preamp Factor ( dB )	Ant Pos ( cm )	Table Pos ( deg )	Peak Avg. (P/A)	Pol. (H/V)
802.11ac VHT20 CH 64 5320MHz	*	5320	110.86	-	-	100.33	31.4	9.4	30.27	100	119	P	H
	*	5320	103.16	-	-	92.63	31.4	9.4	30.27	100	119	A	H
		5350.72	58.33	-15.67	74	47.78	31.4	9.42	30.27	100	119	P	H
		5352.16	46.45	-7.55	54	35.9	31.4	9.42	30.27	100	119	A	H
													H
													H
	*	5320	109.88	-	-	99.35	31.4	9.4	30.27	333	62	P	V
	*	5320	102.08	-	-	91.55	31.4	9.4	30.27	333	62	A	V
		5354.88	54.41	-19.59	74	43.85	31.4	9.43	30.27	333	62	P	V
		5351.36	45.14	-8.86	54	34.59	31.4	9.42	30.27	333	62	A	V
												V	
												V	
<b>Remark</b>	<ol style="list-style-type: none"> <li>No other spurious found.</li> <li>All results are PASS against Peak and Average limit line.</li> </ol>												



**Band 2 5250~5350MHz**

**WIFI 802.11ac VHT20 (Harmonic @ 3m)**

WIFI Ant. 2	Note	Frequency ( MHz )	Level ( dBμV/m )	Over Limit ( dB )	Limit Line ( dBμV/m )	Read Level (dBμV)	Antenna Factor ( dB/m )	Path Loss ( dB )	Preamp Factor ( dB )	Ant Pos ( cm )	Table Pos ( deg )	Peak Avg. (P/A)	Pol. (H/V)	
802.11ac VHT20 CH 52 5260MHz		10520	44.11	-24.09	68.2	51.91	39.63	13.69	61.12	100	0	P	H	
		15780	44.21	-29.79	74	50.9	37.3	17.27	61.26	100	0	P	H	
													H	
													H	
			10520	44.46	-23.74	68.2	52.26	39.63	13.69	61.12	100	0	P	V
			15780	44.69	-29.31	74	51.38	37.3	17.27	61.26	100	0	P	V
														V
802.11ac VHT20 CH 60 5300MHz		10600	44.72	-29.28	74	52.43	39.8	13.71	61.22	100	0	P	H	
		15900	44.58	-29.42	74	51.32	37	17.38	61.12	100	0	P	H	
													H	
													H	
			10600	44.56	-29.44	74	52.27	39.8	13.71	61.22	100	0	P	V
			15900	44.66	-29.34	74	51.4	37	17.38	61.12	100	0	P	V
														V
802.11ac VHT20 CH 64 5320MHz		10640	44.94	-29.06	74	52.69	39.8	13.72	61.27	100	0	P	H	
		15960	44.35	-29.65	74	51.14	36.93	17.33	61.05	100	0	P	H	
													H	
													H	
			10640	45.34	-28.66	74	53.09	39.8	13.72	61.27	100	0	P	V
			15960	43.11	-30.89	74	49.9	36.93	17.33	61.05	100	0	P	V
														V
Remark	1. No other spurious found.													
	2. All results are PASS against Peak and Average limit line.													





Band 2 5250~5350MHz

WIFI 802.11ac VHT40 (Band Edge @ 3m)

WIFI Ant. 2	Note	Frequency ( MHz )	Level ( dBμV/m )	Over Limit ( dB )	Limit Line ( dBμV/m )	Read Level (dBμV)	Antenna Factor ( dB/m )	Path Loss ( dB )	Preamp Factor ( dB )	Ant Pos ( cm )	Table Pos ( deg )	Peak Avg. (P/A)	Pol. (H/V)
802.11ac VHT40 CH 54 5270MHz		5058.82	51.26	-22.74	74	40.49	31.9	9.15	30.28	100	121	P	H
		5140.76	41.71	-12.29	54	30.94	31.8	9.24	30.27	100	121	A	H
	*	5270	108.83	-	-	98.34	31.4	9.36	30.27	100	121	P	H
	*	5270	100.8	-	-	90.31	31.4	9.36	30.27	100	121	A	H
		5356.56	52.98	-21.02	74	42.42	31.4	9.43	30.27	100	121	P	H
		5352	44.05	-9.95	54	33.5	31.4	9.42	30.27	100	121	A	H
		5137.7	51.31	-22.69	74	40.51	31.83	9.24	30.27	318	73	P	V
		5149.94	41.91	-12.09	54	31.13	31.8	9.25	30.27	318	73	A	V
	*	5270	107.93	-	-	97.44	31.4	9.36	30.27	318	73	P	V
	*	5270	100.01	-	-	89.52	31.4	9.36	30.27	318	73	A	V
		5359.68	51.75	-22.25	74	41.19	31.4	9.43	30.27	318	73	P	V
		5351.28	43.6	-10.4	54	33.05	31.4	9.42	30.27	318	73	A	V
802.11ac VHT40 CH 62 5310MHz		5096.56	50.36	-23.64	74	39.54	31.9	9.2	30.28	100	120	P	H
		5106.08	41.16	-12.84	54	30.36	31.87	9.21	30.28	100	120	A	H
	*	5310	104.76	-	-	94.24	31.4	9.39	30.27	100	120	P	H
	*	5310	96.75	-	-	86.23	31.4	9.39	30.27	100	120	A	H
		5350.8	53.79	-20.21	74	43.24	31.4	9.42	30.27	100	120	P	H
		5351.04	45.38	-8.62	54	34.83	31.4	9.42	30.27	100	120	A	H
		5126.14	50.77	-23.23	74	39.98	31.83	9.23	30.27	329	68	P	V
		5122.06	41.07	-12.93	54	30.26	31.87	9.22	30.28	329	68	A	V
	*	5310	104.23	-	-	93.71	31.4	9.39	30.27	329	68	P	V
	*	5310	96.12	-	-	85.6	31.4	9.39	30.27	329	68	A	V
	5350.08	53.4	-20.6	74	42.85	31.4	9.42	30.27	329	68	P	V	
	5350.8	44.55	-9.45	54	34	31.4	9.42	30.27	329	68	A	V	
Remark	1. No other spurious found. 2. All results are PASS against Peak and Average limit line.												



**Band 2 5250~5350MHz**

**WIFI 802.11ac VHT40 (Harmonic @ 3m)**

WIFI Ant. 2	Note	Frequency ( MHz )	Level ( dBμV/m )	Over Limit ( dB )	Limit Line ( dBμV/m )	Read Level (dBμV)	Antenna Factor ( dB/m )	Path Loss ( dB )	Preamp Factor ( dB )	Ant Pos ( cm )	Table Pos ( deg )	Peak Avg. (P/A)	Pol. (H/V)	
802.11ac VHT40 CH 54 5270MHz		10540	43.76	-24.44	68.2	51.54	39.67	13.7	61.15	100	0	P	H	
		15810	44.56	-29.44	74	51.19	37.3	17.3	61.23	100	0	P	H	
													H	
													H	
			10540	43.44	-24.76	68.2	51.22	39.67	13.7	61.15	100	0	P	V
			15810	44.56	-29.44	74	51.19	37.3	17.3	61.23	100	0	P	V
														V
802.11ac VHT40 CH 62 5310MHz		10620	45.26	-28.74	74	52.98	39.8	13.72	61.24	100	0	P	H	
		15930	44.09	-29.91	74	50.84	36.97	17.36	61.08	100	0	P	H	
													H	
													H	
			10620	45.34	-28.66	74	53.06	39.8	13.72	61.24	100	0	P	V
			15930	44.36	-29.64	74	51.11	36.97	17.36	61.08	100	0	P	V
														V
Remark	1. No other spurious found.													
	2. All results are PASS against Peak and Average limit line.													



Band 2 5250~5350MHz

WIFI 802.11ac VHT80 (Band Edge @ 3m)

WIFI Ant. 2	Note	Frequency ( MHz )	Level ( dBμV/m )	Over Limit ( dB )	Limit Line ( dBμV/m )	Read Level (dBμV)	Antenna Factor ( dB/m )	Path Loss ( dB )	Preamp Factor ( dB )	Ant Pos ( cm )	Table Pos ( deg )	Peak Avg. (P/A)	Pol. (H/V)
802.11ac VHT80 CH 58 5290MHz		5126.48	50.66	-23.34	74	39.87	31.83	9.23	30.27	100	121	P	H
		5112.88	42.18	-11.82	54	31.38	31.87	9.21	30.28	100	121	A	H
	*	5290	100.12	-	-	89.61	31.4	9.38	30.27	100	121	P	H
	*	5290	92.32	-	-	81.81	31.4	9.38	30.27	100	121	A	H
		5355.12	53.94	-20.06	74	43.38	31.4	9.43	30.27	100	121	P	H
		5352.72	46.39	-7.61	54	35.84	31.4	9.42	30.27	100	121	A	H
		5094.52	50.18	-23.82	74	39.37	31.9	9.19	30.28	350	69	P	V
		5111.52	42.15	-11.85	54	31.35	31.87	9.21	30.28	350	69	A	V
	*	5290	99.48	-	-	88.97	31.4	9.38	30.27	350	69	P	V
	*	5290	91.89	-	-	81.38	31.4	9.38	30.27	350	69	A	V
		5350.32	53.88	-20.12	74	43.33	31.4	9.42	30.27	350	69	P	V
		5355.12	45.35	-8.65	54	34.79	31.4	9.43	30.27	350	69	A	V
Remark	1. No other spurious found. 2. All results are PASS against Peak and Average limit line.												



**Band 2 5250~5350MHz**

**WIFI 802.11ac VHT80 (Harmonic @ 3m)**

WIFI Ant. 2	Note	Frequency ( MHz )	Level ( dBμV/m )	Over Limit ( dB )	Limit Line ( dBμV/m )	Read Level (dBμV)	Antenna Factor ( dB/m )	Path Loss ( dB )	Preamp Factor ( dB )	Ant Pos ( cm )	Table Pos ( deg )	Peak Avg. (P/A)	Pol. (H/V)	
802.11ac VHT80 CH 58 5290MHz		10580	45.09	-23.11	68.2	52.81	39.77	13.71	61.2	100	0	P	H	
		15870	43.44	-30.56	74	50.19	37.06	17.35	61.16	100	0	P	H	
													H	
													H	
			10580	44.62	-23.58	68.2	52.34	39.77	13.71	61.2	100	0	P	V
			15870	43.1	-30.9	74	49.85	37.06	17.35	61.16	100	0	P	V
														V
													V	
<b>Remark</b>	1. No other spurious found. 2. All results are PASS against Peak and Average limit line.													



Band 3 - 5470~5725MHz

WIFI 802.11a (Band Edge @ 3m)

WIFI	Note	Frequency	Level	Over	Limit	Read	Antenna	Path	Preamp	Ant	Table	Peak	Pol.	
Ant.				Limit	Line	Level	Factor	Loss	Factor	Pos	Pos	Avg.		
2		( MHz )	( dBμV/m )	( dB )	( dBμV/m )	( dBμV )	( dB/m )	( dB )	( dB )	( cm )	( deg )	(P/A)	(H/V)	
802.11a CH 100 5500MHz		5459.99	53.55	-20.45	74	42.53	31.7	9.58	30.26	100	219	P	H	
		5469.84	59.53	-8.67	68.2	48.49	31.7	9.6	30.26	100	219	P	H	
		5460	45.15	-8.85	54	34.13	31.7	9.58	30.26	100	219	A	H	
	*	5500	110.95	-	-	99.85	31.7	9.66	30.26	100	219	P	H	
	*	5500	103.58	-	-	92.48	31.7	9.66	30.26	100	219	A	H	
														H
			5459.76	54.32	-19.68	74	43.3	31.7	9.58	30.26	312	67	P	V
			5469.68	60.62	-7.58	68.2	49.58	31.7	9.6	30.26	312	67	P	V
			5460	45.14	-8.86	54	34.12	31.7	9.58	30.26	312	67	A	V
	*		5500	110.91	-	-	99.81	31.7	9.66	30.26	312	67	P	V
	*		5500	103.5	-	-	92.4	31.7	9.66	30.26	312	67	A	V
														V
802.11a CH 116 5580MHz		5449.12	50.25	-23.75	74	39.25	31.7	9.56	30.26	100	218	P	H	
		5461.6	49.62	-18.58	68.2	38.6	31.7	9.58	30.26	100	218	P	H	
		5458.72	41.4	-12.6	54	30.39	31.7	9.57	30.26	100	218	A	H	
	*	5580	112.88	-	-	101.57	31.8	9.81	30.3	100	218	P	H	
	*	5580	105.32	-	-	94.01	31.8	9.81	30.3	100	218	A	H	
			5726.57	51.38	-16.82	68.2	39.97	31.93	9.86	30.38	100	218	P	H
			5403.28	51.1	-22.9	74	40.29	31.6	9.47	30.26	308	65	P	V
			5462.08	49.83	-18.37	68.2	38.81	31.7	9.58	30.26	308	65	P	V
			5452.48	41.34	-12.66	54	30.34	31.7	9.56	30.26	308	65	A	V
	*		5580	111.74	-	-	100.43	31.8	9.81	30.3	308	65	P	V
	*		5580	104.19	-	-	92.88	31.8	9.81	30.3	308	65	A	V
			5731.925	51.02	-17.18	68.2	39.61	31.93	9.86	30.38	308	65	P	V



WIFI Ant. 2	Note	Frequency ( MHz )	Level ( dBμV/m )	Over Limit ( dB )	Limit Line ( dBμV/m )	Read Level (dBμV)	Antenna Factor ( dB/m )	Path Loss ( dB )	Preamp Factor ( dB )	Ant Pos ( cm )	Table Pos ( deg )	Peak Avg. (P/A)	Pol. (H/V)
802.11a CH 140 5700MHz	*	5700	112.83	-	-	101.53	31.8	9.86	30.36	100	214	P	H
	*	5700	105.12	-	-	93.82	31.8	9.86	30.36	100	214	A	H
		5725	63.16	-5.04	68.2	51.75	31.93	9.86	30.38	100	214	P	H
													H
													H
													H
	*	5700	111.32	-	-	100.02	31.8	9.86	30.36	308	67	P	V
	*	5700	103.64	-	-	92.34	31.8	9.86	30.36	308	67	A	V
		5725.08	61.71	-6.49	68.2	50.3	31.93	9.86	30.38	308	67	P	V
													V
													V
													V
<b>Remark</b>	1. No other spurious found. 2. All results are PASS against Peak and Average limit line.												



**Band 3 - 5470~5725MHz**

**WIFI 802.11a (Harmonic @ 3m)**

WIFI Ant. 2	Note	Frequency ( MHz )	Level ( dBµV/m )	Over Limit ( dB )	Limit Line ( dBµV/m )	Read Level ( dBµV )	Antenna Factor ( dB/m )	Path Loss ( dB )	Preamp Factor ( dB )	Ant Pos ( cm )	Table Pos ( deg )	Peak Avg. ( P/A )	Pol. ( H/V )
802.11a CH 100 5500MHz		11000	47.87	-26.13	74	55.31	40.4	13.86	61.7	100	0	P	H
		16500	45.92	-22.28	68.2	49.47	38.6	17.55	59.7	100	0	P	H
													H
													H
		11000	46.39	-27.61	74	53.83	40.4	13.86	61.7	100	0	P	V
		16500	46.14	-22.06	68.2	49.69	38.6	17.55	59.7	100	0	P	V
													V
													V
802.11a CH 116 5580MHz		11160	45.7	-28.3	74	53.49	39.93	14.14	61.86	100	0	P	H
		16740	46.88	-21.32	68.2	48.83	39.78	17.92	59.65	100	0	P	H
													H
													H
		11160	45.69	-28.31	74	53.48	39.93	14.14	61.86	100	0	P	V
		16740	48.55	-19.65	68.2	50.5	39.78	17.92	59.65	100	0	P	V
													V
													V
802.11a CH 140 5700MHz		11400	45.44	-28.56	74	53.01	40	14.53	62.1	100	0	P	H
		17100	48.74	-19.46	68.2	49.38	40.5	18.24	59.38	100	0	P	H
													H
													H
		11400	45.71	-28.29	74	53.28	40	14.53	62.1	100	0	P	V
		17100	47.98	-20.22	68.2	48.62	40.5	18.24	59.38	100	0	P	V
													V
													V
<b>Remark</b>	1. No other spurious found. 2. All results are PASS against Peak and Average limit line.												



Band 3 - 5470~5725MHz

WIFI 802.11ac VHT20 (Band Edge @ 3m)

WIFI Ant. 2	Note	Frequency ( MHz )	Level ( dBμV/m )	Over Limit ( dB )	Limit Line ( dBμV/m )	Read Level (dBμV)	Antenna Factor ( dB/m )	Path Loss ( dB )	Preamp Factor ( dB )	Ant Pos ( cm )	Table Pos ( deg )	Peak Avg. (P/A)	Pol. (H/V)	
802.11ac VHT20 CH 100 5500MHz		5458.96	56.04	-17.96	74	45.03	31.7	9.57	30.26	100	218	P	H	
		5468.72	60.77	-7.43	68.2	49.74	31.7	9.59	30.26	100	218	P	H	
		5459.76	45.32	-8.68	54	34.3	31.7	9.58	30.26	100	218	A	H	
	*	5500	110.67	-	-	99.57	31.7	9.66	30.26	100	218	P	H	
	*	5500	103.03	-	-	91.93	31.7	9.66	30.26	100	218	A	H	
														H
			5459.92	55.07	-18.93	74	44.05	31.7	9.58	30.26	328	69	P	V
			5469.52	60.62	-7.58	68.2	49.58	31.7	9.6	30.26	328	69	P	V
			5460	45.53	-8.47	54	34.51	31.7	9.58	30.26	328	69	A	V
	*		5500	110.83	-	-	99.73	31.7	9.66	30.26	328	69	P	V
	*		5500	103.18	-	-	92.08	31.7	9.66	30.26	328	69	A	V
														V
802.11ac VHT20 CH 116 5580MHz		5381.68	50.58	-23.42	74	39.86	31.53	9.45	30.26	100	218	P	H	
		5469.28	50.47	-17.73	68.2	39.43	31.7	9.6	30.26	100	218	P	H	
		5457.52	41.5	-12.5	54	30.49	31.7	9.57	30.26	100	218	A	H	
	*	5580	112.64	-	-	101.33	31.8	9.81	30.3	100	218	P	H	
	*	5580	105.05	-	-	93.74	31.8	9.81	30.3	100	218	A	H	
			5752.4	51.15	-17.05	68.2	39.6	32.07	9.87	30.39	100	218	P	H
			5458.96	50.41	-23.59	74	39.4	31.7	9.57	30.26	323	66	P	V
			5462.56	50.04	-18.16	68.2	39.02	31.7	9.58	30.26	323	66	P	V
			5456.56	41.5	-12.5	54	30.49	31.7	9.57	30.26	323	66	A	V
	*		5580	111.65	-	-	100.34	31.8	9.81	30.3	323	66	P	V
	*		5580	103.91	-	-	92.6	31.8	9.81	30.3	323	66	A	V
			5732.87	51.28	-16.92	68.2	39.87	31.93	9.86	30.38	323	66	P	V





WIFI Ant. 2	Note	Frequency ( MHz )	Level ( dBμV/m )	Over Limit ( dB )	Limit Line ( dBμV/m )	Read Level (dBμV)	Antenna Factor ( dB/m )	Path Loss ( dB )	Preamp Factor ( dB )	Ant Pos ( cm )	Table Pos ( deg )	Peak Avg. (P/A)	Pol. (H/V)
802.11ac VHT20 CH 140 5700MHz	*	5700	111.56	-	-	100.26	31.8	9.86	30.36	100	212	P	H
	*	5700	103.87	-	-	92.57	31.8	9.86	30.36	100	212	A	H
		5725.4	64.44	-3.76	68.2	53.03	31.93	9.86	30.38	100	212	P	H
													H
													H
													H
	*	5700	109.83	-	-	98.53	31.8	9.86	30.36	326	66	P	V
	*	5700	102.3	-	-	91	31.8	9.86	30.36	326	66	A	V
		5725.16	63.08	-5.12	68.2	51.67	31.93	9.86	30.38	326	66	P	V
													V
												V	
												V	
<b>Remark</b>	1. No other spurious found. 2. All results are PASS against Peak and Average limit line.												



**Band 3 - 5470~5725MHz**

**WIFI 802.11ac VHT20 (Harmonic @ 3m)**

WIFI Ant. 2	Note	Frequency ( MHz )	Level ( dBμV/m )	Over Limit ( dB )	Limit Line ( dBμV/m )	Read Level ( dBμV )	Antenna Factor ( dB/m )	Path Loss ( dB )	Preamp Factor ( dB )	Ant Pos ( cm )	Table Pos ( deg )	Peak Avg. ( P/A )	Pol. ( H/V )	
802.11ac VHT20 CH 100 5500MHz		11000	46.64	-27.36	74	54.08	40.4	13.86	61.7	100	0	P	H	
		16500	45.54	-22.66	68.2	49.09	38.6	17.55	59.7	100	0	P	H	
													H	
													H	
			11000	45.85	-28.15	74	53.29	40.4	13.86	61.7	100	0	P	V
			16500	45.84	-22.36	68.2	49.39	38.6	17.55	59.7	100	0	P	V
														V
802.11ac VHT20 CH 116 5580MHz		11160	45.54	-28.46	74	53.33	39.93	14.14	61.86	100	0	P	H	
		16740	46.99	-21.21	68.2	48.94	39.78	17.92	59.65	100	0	P	H	
													H	
													H	
			11160	45.9	-28.1	74	53.69	39.93	14.14	61.86	100	0	P	V
			16740	46.68	-21.52	68.2	48.63	39.78	17.92	59.65	100	0	P	V
														V
802.11ac VHT20 CH 140 5700MHz		11400	45	-29	74	52.57	40	14.53	62.1	100	0	P	H	
		17100	48.51	-19.69	68.2	49.15	40.5	18.24	59.38	100	0	P	H	
													H	
													H	
			11400	45.75	-28.25	74	53.32	40	14.53	62.1	100	0	P	V
			17100	48.17	-20.03	68.2	48.81	40.5	18.24	59.38	100	0	P	V
														V
Remark	1. No other spurious found.													
	2. All results are PASS against Peak and Average limit line.													



Band 3 - 5470~5725MHz

WIFI 802.11ac VHT40 (Band Edge @ 3m)

WIFI Ant. 2	Note	Frequency ( MHz )	Level ( dBμV/m )	Over Limit ( dB )	Limit Line ( dBμV/m )	Read Level ( dBμV )	Antenna Factor ( dB/m )	Path Loss ( dB )	Preamp Factor ( dB )	Ant Pos ( cm )	Table Pos ( deg )	Peak Avg. ( P/A )	Pol. ( H/V )
802.11ac VHT40 CH 102 5510MHz		5459.92	60.5	-13.5	74	49.48	31.7	9.58	30.26	100	218	P	H
		5470	66.91	-1.29	68.2	55.87	31.7	9.6	30.26	100	218	P	H
		5459.68	51.27	-2.73	54	40.25	31.7	9.58	30.26	100	218	A	H
	*	5510	106.62	-	-	95.52	31.7	9.67	30.27	100	218	P	H
	*	5510	98.89	-	-	87.79	31.7	9.67	30.27	100	218	A	H
		5730.35	50.36	-17.84	68.2	38.95	31.93	9.86	30.38	100	218	P	H
		5459.2	58.75	-15.25	74	47.73	31.7	9.58	30.26	311	67	P	V
		5470	66.61	-1.59	68.2	55.57	31.7	9.6	30.26	311	67	P	V
		5459.92	50.88	-3.12	54	39.86	31.7	9.58	30.26	311	67	A	V
	*	5510	106.42	-	-	95.32	31.7	9.67	30.27	311	67	P	V
	*	5510	98.45	-	-	87.35	31.7	9.67	30.27	311	67	A	V
	5747.045	51.48	-16.72	68.2	40.01	32	9.86	30.39	311	67	P	V	
802.11ac VHT40 CH 110 5550MHz		5458.24	51.78	-22.22	74	40.77	31.7	9.57	30.26	100	215	P	H
		5462.56	53.6	-14.6	68.2	42.58	31.7	9.58	30.26	100	215	P	H
		5459.92	43.98	-10.02	54	32.96	31.7	9.58	30.26	100	215	A	H
	*	5550	109.1	-	-	97.84	31.8	9.75	30.29	100	215	P	H
	*	5550	101.13	-	-	89.87	31.8	9.75	30.29	100	215	A	H
		5738.855	50.99	-17.21	68.2	39.51	32	9.86	30.38	100	215	P	H
		5458.72	51.34	-22.66	74	40.33	31.7	9.57	30.26	292	67	P	V
		5468.08	52.83	-15.37	68.2	41.8	31.7	9.59	30.26	292	67	P	V
		5459.92	43.69	-10.31	54	32.67	31.7	9.58	30.26	292	67	A	V
	*	5550	108.44	-	-	97.18	31.8	9.75	30.29	292	67	P	V
	*	5550	100.8	-	-	89.54	31.8	9.75	30.29	292	67	A	V
	5744.84	50.11	-18.09	68.2	38.64	32	9.86	30.39	292	67	P	V	



WIFI Ant. 2	Note	Frequency ( MHz )	Level ( dBμV/m )	Over Limit ( dB )	Limit Line ( dBμV/m )	Read Level (dBμV)	Antenna Factor ( dB/m )	Path Loss ( dB )	Preamp Factor ( dB )	Ant Pos ( cm )	Table Pos ( deg )	Peak Avg. (P/A)	Pol. (H/V)
802.11ac VHT40 CH 134 5670MHz		5452.9	50.47	-23.53	74	39.47	31.7	9.56	30.26	100	213	P	H
		5463.75	49.32	-18.88	68.2	38.3	31.7	9.58	30.26	100	213	P	H
		5438.55	41.54	-12.46	54	30.59	31.67	9.54	30.26	100	213	A	H
	*	5670	110.02	-	-	98.76	31.75	9.86	30.35	100	213	P	H
	*	5670	102.19	-	-	90.93	31.75	9.86	30.35	100	213	A	H
		5727.725	60.09	-8.11	68.2	48.68	31.93	9.86	30.38	100	213	P	H
		5404.6	49.49	-24.51	74	38.68	31.6	9.47	30.26	312	64	P	V
		5462.35	49.75	-18.45	68.2	38.73	31.7	9.58	30.26	312	64	P	V
		5420.7	41.55	-12.45	54	30.68	31.63	9.5	30.26	312	64	A	V
	*	5670	108.53	-	-	97.27	31.75	9.86	30.35	312	64	P	V
	*	5670	100.79	-	-	89.53	31.75	9.86	30.35	312	64	A	V
		5727.9	57.94	-10.26	68.2	46.53	31.93	9.86	30.38	312	64	P	V
<b>Remark</b>	<ol style="list-style-type: none"> <li>No other spurious found.</li> <li>All results are PASS against Peak and Average limit line.</li> </ol>												



**Band 3 - 5470~5725MHz**

**WIFI 802.11ac VHT40 (Harmonic @ 3m)**

WIFI Ant. 2	Note	Frequency ( MHz )	Level ( dBµV/m )	Over Limit ( dB )	Limit Line ( dBµV/m )	Read Level ( dBµV )	Antenna Factor ( dB/m )	Path Loss ( dB )	Preamp Factor ( dB )	Ant Pos ( cm )	Table Pos ( deg )	Peak Avg. ( P/A )	Pol. ( H/V )	
802.11ac VHT40 CH 102 5510MHz		11020	45.39	-28.61	74	52.89	40.33	13.89	61.72	100	0	P	H	
		16530	45.64	-22.56	68.2	49.03	38.7	17.6	59.69	100	0	P	H	
													H	
													H	
			11020	45.99	-28.01	74	53.49	40.33	13.89	61.72	100	0	P	V
			16530	46.13	-22.07	68.2	49.52	38.7	17.6	59.69	100	0	P	V
														V
802.11ac VHT40 CH 110 5550MHz		11100	46.2	-27.8	74	54.02	40	13.98	61.8	100	0	P	H	
		16650	46.16	-22.04	68.2	48.81	39.2	17.82	59.67	100	0	P	H	
													H	
													H	
			11100	45.33	-28.67	74	53.15	40	13.98	61.8	100	0	P	V
			16650	46.04	-22.16	68.2	48.69	39.2	17.82	59.67	100	0	P	V
														V
802.11ac VHT40 CH 134 5670MHz		11340	45.58	-28.42	74	53.22	39.87	14.53	62.04	100	0	P	H	
		17010	47.38	-20.82	68.2	48.37	40.5	18.09	59.58	100	0	P	H	
													H	
													H	
			11340	45.37	-28.63	74	53.01	39.87	14.53	62.04	100	0	P	V
			17010	47.02	-21.18	68.2	48.01	40.5	18.09	59.58	100	0	P	V
														V
Remark	1. No other spurious found.													
	2. All results are PASS against Peak and Average limit line.													



Band 3 5470~5725MHz

WIFI 802.11ac VHT80 (Band Edge @ 3m)

WIFI Ant. 2	Note	Frequency ( MHz )	Level ( dBμV/m )	Over Limit ( dB )	Limit Line ( dBμV/m )	Read Level (dBμV)	Antenna Factor ( dB/m )	Path Loss ( dB )	Preamp Factor ( dB )	Ant Pos ( cm )	Table Pos ( deg )	Peak Avg. (P/A)	Pol. (H/V)
802.11ac VHT80 CH 106 5530MHz		5459.44	61.22	-12.78	74	50.2	31.7	9.58	30.26	100	216	P	H
		5466.88	63.32	-4.88	68.2	52.29	31.7	9.59	30.26	100	216	P	H
		5459.92	52.78	-1.22	54	41.76	31.7	9.58	30.26	100	216	A	H
	*	5530	102.61	-	-	91.45	31.73	9.71	30.28	100	216	P	H
	*	5530	94.81	-	-	83.65	31.73	9.71	30.28	100	216	A	H
		5744.84	52.34	-15.86	68.2	40.87	32	9.86	30.39	100	216	P	H
		5459.44	59.67	-14.33	74	48.65	31.7	9.58	30.26	311	65	P	V
		5468.56	61.12	-7.08	68.2	50.09	31.7	9.59	30.26	311	65	P	V
		5458.72	52.34	-1.66	54	41.33	31.7	9.57	30.26	311	65	A	V
	*	5530	101.95	-	-	90.79	31.73	9.71	30.28	311	65	P	V
	*	5530	94.56	-	-	83.4	31.73	9.71	30.28	311	65	A	V
	5753.03	51.2	-17	68.2	39.65	32.07	9.87	30.39	311	65	P	V	
802.11ac VHT80 CH 122 5610MHz		5459.2	52.62	-21.38	74	41.6	31.7	9.58	30.26	100	212	P	H
		5469.76	53.78	-14.42	68.2	42.74	31.7	9.6	30.26	100	212	P	H
		5459.44	43.5	-10.5	54	32.48	31.7	9.58	30.26	100	212	A	H
	*	5610	107.07	-	-	95.74	31.8	9.85	30.32	100	212	P	H
	*	5610	99.29	-	-	87.96	31.8	9.85	30.32	100	212	A	H
		5725.625	61.22	-6.98	68.2	49.81	31.93	9.86	30.38	100	212	P	H
		5459.92	52.66	-21.34	74	41.64	31.7	9.58	30.26	304	67	P	V
		5466.88	54.76	-13.44	68.2	43.73	31.7	9.59	30.26	304	67	P	V
		5456.08	43.74	-10.26	54	32.73	31.7	9.57	30.26	304	67	A	V
	*	5610	105.86	-	-	94.53	31.8	9.85	30.32	304	67	P	V
	*	5610	98.52	-	-	87.19	31.8	9.85	30.32	304	67	A	V
	5733.815	58.29	-9.91	68.2	46.88	31.93	9.86	30.38	304	67	P	V	
Remark	1. No other spurious found. 2. All results are PASS against Peak and Average limit line.												



**Band 3 5470~5725MHz**

**WIFI 802.11ac VHT80 (Harmonic @ 3m)**

WIFI Ant. 2	Note	Frequency ( MHz )	Level ( dBμV/m )	Over Limit ( dB )	Limit Line ( dBμV/m )	Read Level (dBμV)	Antenna Factor ( dB/m )	Path Loss ( dB )	Preamp Factor ( dB )	Ant Pos ( cm )	Table Pos ( deg )	Peak Avg. (P/A)	Pol. (H/V)	
802.11ac VHT80 CH 106 5530MHz		11060	45.68	-28.32	74	53.37	40.13	13.94	61.76	100	0	P	H	
		16590	46.01	-22.19	68.2	49.13	38.85	17.71	59.68	100	0	P	H	
													H	
													H	
			11060	45.48	-28.52	74	53.17	40.13	13.94	61.76	100	0	P	V
			16590	46.09	-22.11	68.2	49.21	38.85	17.71	59.68	100	0	P	V
														V
802.11ac VHT80 CH 122 5610MHz		11220	45.46	-28.54	74	53.18	39.88	14.32	61.92	100	0	P	H	
		16830	47.42	-20.78	68.2	48.89	40.2	17.96	59.63	100	0	P	H	
													H	
													H	
			11220	45.64	-28.36	74	53.36	39.88	14.32	61.92	100	0	P	V
			16830	47	-21.2	68.2	48.47	40.2	17.96	59.63	100	0	P	V
														V
Remark	1. No other spurious found.													
	2. All results are PASS against Peak and Average limit line.													



Band 3 - Straddle Channel

WIFI 802.11a (Band Edge @ 3m)

WIFI	Note	Frequency	Level	Over	Limit	Read	Antenna	Path	Preamp	Ant	Table	Peak	Pol.
Ant.				Limit	Line	Level	Factor	Loss	Factor	Pos	Pos	Avg.	
2		( MHz )	( dBμV/m )	( dB )	( dBμV/m )	( dBμV )	( dB/m )	( dB )	( dB )	( cm )	( deg )	( P/A )	( H/V )
802.11a CH 144 5720MHz		5403.04	50.62	-23.38	74	39.81	31.6	9.47	30.26	100	211	P	H
		5468.17	50.65	-17.55	68.2	39.62	31.7	9.59	30.26	100	211	P	H
		5458.81	41.26	-12.74	54	30.25	31.7	9.57	30.26	100	211	A	H
	*	5720	113.29	-	-	101.87	31.93	9.86	30.37	100	211	P	H
	*	5720	105.89	-	-	94.47	31.93	9.86	30.37	100	211	A	H
		5914.25	52.5	-15.7	68.2	40.64	32.33	10.01	30.48	100	211	P	H
		5399.92	50.65	-23.35	74	39.85	31.6	9.46	30.26	352	82	P	V
		5464.27	49.72	-18.48	68.2	38.69	31.7	9.59	30.26	352	82	P	V
		5427.22	41.21	-12.79	54	30.33	31.63	9.51	30.26	352	82	A	V
	*	5720	111.12	-	-	99.7	31.93	9.86	30.37	352	82	P	V
	*	5720	103.79	-	-	92.37	31.93	9.86	30.37	352	82	A	V
		5942.5	52.36	-15.84	68.2	40.4	32.4	10.05	30.49	352	82	P	V
Remark	1. No other spurious found. 2. All results are PASS against Peak and Average limit line.												





Band 3 - Straddle Channel
WIFI 802.11a (Harmonic @ 3m)

Table with 14 columns: WIFI Ant. 2, Note, Frequency (MHz), Level (dBµV/m), Over Limit (dB), Limit Line (dBµV/m), Read Level (dBµV), Antenna Factor (dB/m), Path Loss (dB), Preamp Factor (dB), Ant Pos (cm), Table Pos (deg), Peak Avg. (P/A), Pol. (H/V). Rows include data for 802.11a CH 144 at 11440 and 17160 MHz, and a Remark section.



**Band 3 - Straddle Channel**  
**WIFI 802.11ac VHT20 (Band Edge @ 3m)**

WIFI Ant. 2	Note	Frequency ( MHz )	Level ( dBμV/m )	Over Limit ( dB )	Limit Line ( dBμV/m )	Read Level (dBμV)	Antenna Factor ( dB/m )	Path Loss ( dB )	Preamp Factor ( dB )	Ant Pos ( cm )	Table Pos ( deg )	Peak Avg. (P/A)	Pol. (H/V)
<b>802.11ac VHT20 CH 144 5720MHz</b>		5389.78	50.21	-23.79	74	39.49	31.53	9.45	30.26	100	213	P	H
		5467	49.94	-18.26	68.2	38.91	31.7	9.59	30.26	100	213	P	H
		5447.11	41.05	-12.95	54	30.06	31.7	9.55	30.26	100	213	A	H
	*	5720	112.83	-	-	101.41	31.93	9.86	30.37	100	213	P	H
	*	5720	105.25	-	-	93.83	31.93	9.86	30.37	100	213	A	H
		5856.5	52.23	-15.97	68.2	40.51	32.23	9.94	30.45	100	213	P	H
		5429.17	50.88	-23.12	74	39.95	31.67	9.52	30.26	336	82	P	V
		5462.71	49.41	-18.79	68.2	38.39	31.7	9.58	30.26	336	82	P	V
		5420.59	41.11	-12.89	54	30.24	31.63	9.5	30.26	336	82	A	V
	*	5720	111.73	-	-	100.31	31.93	9.86	30.37	336	82	P	V
	*	5720	103.07	-	-	91.65	31.93	9.86	30.37	336	82	A	V
		5868	52.12	-16.08	68.2	40.39	32.23	9.95	30.45	336	82	P	V
<b>Remark</b>	1. No other spurious found. 2. All results are PASS against Peak and Average limit line.												



**Band 3 - Straddle Channel**  
**WIFI 802.11ac VHT20 (Harmonic @ 3m)**

WIFI Ant. 2	Note	Frequency ( MHz )	Level ( dBμV/m )	Over Limit ( dB )	Limit Line ( dBμV/m )	Read Level (dBμV)	Antenna Factor ( dB/m )	Path Loss ( dB )	Preamp Factor ( dB )	Ant Pos ( cm )	Table Pos ( deg )	Peak Avg. (P/A)	Pol. (H/V)	
802.11ac VHT20 CH 144 5720MHz		11440	45.65	-28.35	74	53.21	40.07	14.51	62.14	100	0	P	H	
		17160	48.36	-19.84	68.2	48.68	40.57	18.36	59.25	100	0	P	H	
													H	
													H	
			11440	45.32	-28.68	74	52.88	40.07	14.51	62.14	100	0	P	V
			17160	48.77	-19.43	68.2	49.09	40.57	18.36	59.25	100	0	P	V
														V
														V
<b>Remark</b>	1. No other spurious found. 2. All results are PASS against Peak and Average limit line.													



**Band 3 - Straddle Channel**  
**WIFI 802.11ac VHT40 (Band Edge @ 3m)**

WIFI Ant. 2	Note	Frequency ( MHz )	Level ( dBμV/m )	Over Limit ( dB )	Limit Line ( dBμV/m )	Read Level ( dBμV )	Antenna Factor ( dB/m )	Path Loss ( dB )	Preamp Factor ( dB )	Ant Pos ( cm )	Table Pos ( deg )	Peak Avg. ( P/A )	Pol. ( H/V )
<b>802.11ac VHT40 CH 142 5710MHz</b>		5396.02	49.8	-24.2	74	39	31.6	9.46	30.26	100	213	P	H
		5470	48.95	-19.25	68.2	37.91	31.7	9.6	30.26	100	213	P	H
		5454.91	41.46	-12.54	54	30.45	31.7	9.57	30.26	100	213	A	H
	*	5710	109.54	-	-	98.18	31.87	9.86	30.37	100	213	P	H
	*	5710	101.69	-	-	90.33	31.87	9.86	30.37	100	213	A	H
		5949.25	51.72	-16.48	68.2	39.75	32.4	10.06	30.49	100	213	P	H
		5431.12	52.54	-21.46	74	41.61	31.67	9.52	30.26	308	65	P	V
		5461.54	48.18	-20.02	68.2	37.16	31.7	9.58	30.26	308	65	P	V
		5450.62	41.49	-12.51	54	30.49	31.7	9.56	30.26	308	65	A	V
	*	5710	108.82	-	-	97.46	31.87	9.86	30.37	308	65	P	V
	*	5710	100.98	-	-	89.62	31.87	9.86	30.37	308	65	A	V
		5878.5	52.25	-15.95	68.2	40.47	32.27	9.97	30.46	308	65	P	V
<b>Remark</b>	1. No other spurious found. 2. All results are PASS against Peak and Average limit line.												



**Band 3 - Straddle Channel**  
**WIFI 802.11ac VHT40 (Harmonic @ 3m)**

WIFI Ant. 2	Note	Frequency ( MHz )	Level ( dBμV/m )	Over Limit ( dB )	Limit Line ( dBμV/m )	Read Level ( dBμV )	Antenna Factor ( dB/m )	Path Loss ( dB )	Preamp Factor ( dB )	Ant Pos ( cm )	Table Pos ( deg )	Peak Avg. (P/A)	Pol. (H/V)	
802.11ac VHT40 CH 142 5710MHz		11420	45.8	-28.2	74	53.37	40.03	14.52	62.12	100	0	P	H	
		17130	48.65	-19.55	68.2	49.13	40.53	18.3	59.31	100	0	P	H	
													H	
													H	
			11420	45.78	-28.22	74	53.35	40.03	14.52	62.12	100	0	P	V
			17130	48.15	-20.05	68.2	48.63	40.53	18.3	59.31	100	0	P	V
														V
													V	
<b>Remark</b>	1. No other spurious found. 2. All results are PASS against Peak and Average limit line.													



**Band 3 - Straddle Channel**  
**WIFI 802.11ac VHT80 (Band Edge @ 3m)**

WIFI Ant. 2	Note	Frequency ( MHz )	Level ( dBμV/m )	Over Limit ( dB )	Limit Line ( dBμV/m )	Read Level (dBμV)	Antenna Factor ( dB/m )	Path Loss ( dB )	Preamp Factor ( dB )	Ant Pos ( cm )	Table Pos ( deg )	Peak Avg. (P/A)	Pol. (H/V)
<b>802.11ac VHT80 CH 138 5690MHz</b>		5354.29	50.5	-23.5	74	39.94	31.4	9.43	30.27	100	213	P	H
		5467.39	49.79	-18.41	68.2	38.76	31.7	9.59	30.26	100	213	P	H
		5409.28	41.5	-12.5	54	30.68	31.6	9.48	30.26	100	213	A	H
	*	5690	106.98	-	-	95.68	31.8	9.86	30.36	100	213	P	H
	*	5690	99.36	-	-	88.06	31.8	9.86	30.36	100	213	A	H
		5934.1	52.09	-16.11	68.2	40.17	32.37	10.04	30.49	100	213	P	H
		5428.39	50.58	-23.42	74	39.69	31.63	9.52	30.26	307	66	P	V
		5466.22	49.91	-18.29	68.2	38.88	31.7	9.59	30.26	307	66	P	V
		5431.12	41.53	-12.47	54	30.6	31.67	9.52	30.26	307	66	A	V
	*	5690	105.59	-	-	94.29	31.8	9.86	30.36	307	66	P	V
	*	5690	98.16	-	-	86.86	31.8	9.86	30.36	307	66	A	V
		5861.8	51.68	-16.52	68.2	39.95	32.23	9.95	30.45	307	66	P	V
<b>Remark</b>	1. No other spurious found. 2. All results are PASS against Peak and Average limit line.												



**Band 3 - Straddle Channel**  
**WIFI 802.11ac VHT80 (Harmonic @ 3m)**

WIFI Ant. 2	Note	Frequency ( MHz )	Level ( dBμV/m )	Over Limit ( dB )	Limit Line ( dBμV/m )	Read Level (dBμV)	Antenna Factor ( dB/m )	Path Loss ( dB )	Preamp Factor ( dB )	Ant Pos ( cm )	Table Pos ( deg )	Peak Avg. (P/A)	Pol. (H/V)	
802.11ac VHT80 CH 138 5690MHz		11380	45.81	-28.19	74	53.39	39.97	14.53	62.08	100	0	P	H	
		17070	48	-20.2	68.2	48.76	40.5	18.19	59.45	100	0	P	H	
													H	
													H	
			11380	45.16	-28.84	74	52.74	39.97	14.53	62.08	100	0	P	V
			17070	48.54	-19.66	68.2	49.3	40.5	18.19	59.45	100	0	P	V
														V
														V
<b>Remark</b>	1. No other spurious found. 2. All results are PASS against Peak and Average limit line.													



Emission below 1GHz

WIFI 802.11ac VHT80 (LF @ 3m)

WIFI	Note	Frequency	Level	Over	Limit	Read	Antenna	Path	Preamp	Ant	Table	Peak	Pol.	
Ant.				Limit	Line	Level	Factor	Loss	Factor	Pos	Pos	Avg.		
2		( MHz )	( dBμV/m )	( dB )	( dBμV/m )	( dBμV )	( dB/m )	( dB )	( dB )	( cm )	( deg )	( P/A )	( H/V )	
802.11ac VHT80 LF		30	24.25	-15.75	40	30.97	25.2	0.7	32.62	-	-	P	H	
		117.3	27.34	-16.16	43.5	40.99	17.43	1.43	32.51	-	-	P	H	
		354.95	25.51	-20.49	46	35.04	20.6	2.42	32.55	-	-	P	H	
		473.29	30.26	-15.74	46	36.54	23.5	2.78	32.56	-	-	P	H	
		824.43	39.6	-6.4	46	39.72	28.19	3.76	32.07	100	0	P	H	
		836.07	38.57	-7.43	46	38.02	28.76	3.79	32	-	-	P	H	
														H
														H
														H
														H
														H
														H
														H
			30	23.79	-16.21	40	30.51	25.2	0.7	32.62	-	-	P	V
			107.6	21.61	-21.89	43.5	36.05	16.7	1.37	32.51	-	-	P	V
			179.38	20.87	-22.63	43.5	36.41	15.06	1.89	32.49	-	-	P	V
			354.95	23.18	-22.82	46	32.71	20.6	2.42	32.55	-	-	P	V
			473.29	26.58	-19.42	46	32.86	23.5	2.78	32.56	-	-	P	V
			824.43	38.51	-7.49	46	38.63	28.19	3.76	32.07	100	0	P	V
														V
													V	
													V	
													V	
													V	
													V	
Remark	1. No other spurious found. 2. All results are PASS against limit line.													





Band 1 - 5150~5250MHz

WIFI 802.11a (Band Edge @ 3m)

WIFI	Note	Frequency	Level	Over	Limit	Read	Antenna	Path	Preamp	Ant	Table	Peak	Pol.	
Ant.				Limit	Line	Level	Factor	Loss	Factor	Pos	Pos	Avg.		
1+2		( MHz )	( dBμV/m )	( dB )	( dBμV/m )	( dBμV )	( dB/m )	( dB )	( dB )	( cm )	( deg )	( P/A )	( H/V )	
802.11a CH 36 5180MHz		5149.5	59.88	-14.12	74	49.1	31.8	9.25	30.27	100	139	P	H	
		5148.98	51.87	-2.13	54	41.09	31.8	9.25	30.27	100	139	A	H	
	*	5180	118.07	-	-	107.38	31.67	9.29	30.27	100	139	P	H	
	*	5180	110.73	-	-	100.04	31.67	9.29	30.27	100	139	A	H	
													H	
														H
			5149.5	57.83	-16.17	74	47.05	31.8	9.25	30.27	328	276	P	V
			5147.16	48.24	-5.76	54	37.46	31.8	9.25	30.27	328	276	A	V
	*		5180	114.31	-	-	103.62	31.67	9.29	30.27	328	276	P	V
	*		5180	107.15	-	-	96.46	31.67	9.29	30.27	328	276	A	V
														V
														V
802.11a CH 44 5220MHz		5143	51.09	-22.91	74	40.31	31.8	9.25	30.27	100	134	P	H	
		5150	43.33	-10.67	54	32.54	31.8	9.26	30.27	100	134	A	H	
	*	5220	117.82	-	-	107.23	31.53	9.33	30.27	100	134	P	H	
	*	5220	110.44	-	-	99.85	31.53	9.33	30.27	100	134	A	H	
			5402.6	51.99	-22.01	74	41.18	31.6	9.47	30.26	100	134	P	H
			5354.44	42.63	-11.37	54	32.07	31.4	9.43	30.27	100	134	A	H
			5086.58	51.17	-22.83	74	40.36	31.9	9.19	30.28	398	68	P	V
			5148.98	41.93	-12.07	54	31.15	31.8	9.25	30.27	398	68	A	V
	*		5220	114.7	-	-	104.11	31.53	9.33	30.27	398	68	P	V
	*		5220	107.31	-	-	96.72	31.53	9.33	30.27	398	68	A	V
			5375.16	51.19	-22.81	74	40.54	31.47	9.44	30.26	398	68	P	V
			5458.6	41.63	-12.37	54	30.62	31.7	9.57	30.26	398	68	A	V



WIFI Ant. 1+2	Note	Frequency ( MHz )	Level ( dBμV/m )	Over Limit ( dB )	Limit Line ( dBμV/m )	Read Level (dBμV)	Antenna Factor ( dB/m )	Path Loss ( dB )	Preamp Factor ( dB )	Ant Pos ( cm )	Table Pos ( deg )	Peak Avg. (P/A)	Pol. (H/V)
802.11a CH 48 5240MHz		5131.82	51.22	-22.78	74	40.42	31.83	9.24	30.27	100	143	P	H
		5147.68	42.2	-11.8	54	31.42	31.8	9.25	30.27	100	143	A	H
	*	5240	118.13	-	-	107.59	31.47	9.34	30.27	100	143	P	H
	*	5240	110.56	-	-	100.02	31.47	9.34	30.27	100	143	A	H
		5386.64	53.07	-20.93	74	42.35	31.53	9.45	30.26	100	143	P	H
		5351.92	42.96	-11.04	54	32.41	31.4	9.42	30.27	100	143	A	H
		5134.68	50.22	-23.78	74	39.42	31.83	9.24	30.27	353	68	P	V
		5100.62	41.53	-12.47	54	30.71	31.9	9.2	30.28	353	68	A	V
	*	5240	114.63	-	-	104.09	31.47	9.34	30.27	353	68	P	V
	*	5240	107.24	-	-	96.7	31.47	9.34	30.27	353	68	A	V
		5387.48	51.3	-22.7	74	40.58	31.53	9.45	30.26	353	68	P	V
		5351.08	41.82	-12.18	54	31.27	31.4	9.42	30.27	353	68	A	V
	Remark	1. No other spurious found. 2. All results are PASS against Peak and Average limit line.											



**Band 1 5150~5250MHz**

**WIFI 802.11a (Harmonic @ 3m)**

WIFI Ant. 1+2	Note	Frequency ( MHz )	Level ( dBμV/m )	Over Limit ( dB )	Limit Line ( dBμV/m )	Read Level (dBμV)	Antenna Factor ( dB/m )	Path Loss ( dB )	Preamp Factor ( dB )	Ant Pos ( cm )	Table Pos ( deg )	Peak Avg. (P/A)	Pol. (H/V)
802.11a CH 36 5180MHz		10360	44.75	-23.45	68.2	52.57	39.37	13.57	60.76	100	0	P	H
		15540	44.97	-29.03	74	51.58	37.93	17.01	61.55	100	0	P	H
													H
													H
		10360	44.69	-23.51	68.2	52.51	39.37	13.57	60.76	100	0	P	V
		15540	45.01	-28.99	74	51.62	37.93	17.01	61.55	100	0	P	V
													V
													V
802.11a CH 44 5220MHz		10440	44.66	-23.54	68.2	52.44	39.53	13.65	60.96	100	0	P	H
		15660	44.94	-29.06	74	51.74	37.45	17.16	61.41	100	0	P	H
													H
													H
		10440	45.16	-23.04	68.2	52.94	39.53	13.65	60.96	100	0	P	V
		15660	43.48	-30.52	74	50.28	37.45	17.16	61.41	100	0	P	V
													V
													V
802.11a CH 48 5240MHz		10480	44.23	-23.97	68.2	52.02	39.58	13.68	61.05	100	0	P	H
		15720	45.3	-28.7	74	52.13	37.3	17.21	61.34	100	0	P	H
													H
													H
		10480	44.19	-24.01	68.2	51.98	39.58	13.68	61.05	100	0	P	V
		15720	44.85	-29.15	74	51.68	37.3	17.21	61.34	100	0	P	V
													V
													V
<b>Remark</b>	1. No other spurious found. 2. All results are PASS against Peak and Average limit line.												



Band 1 5150~5250MHz

WIFI 802.11ac VHT20 (Band Edge @ 3m)

WIFI Ant. 1+2	Note	Frequency ( MHz )	Level ( dBμV/m )	Over Limit ( dB )	Limit Line ( dBμV/m )	Read Level (dBμV)	Antenna Factor ( dB/m )	Path Loss ( dB )	Preamp Factor ( dB )	Ant Pos ( cm )	Table Pos ( deg )	Peak Avg. (P/A)	Pol. (H/V)	
802.11ac VHT20 CH 36 5180MHz		5148.2	58.69	-15.31	74	47.91	31.8	9.25	30.27	100	123	P	H	
		5145.08	49.93	-4.07	54	39.15	31.8	9.25	30.27	100	123	A	H	
	*	5180	118.8	-	-	108.11	31.67	9.29	30.27	100	123	P	H	
	*	5180	111.1	-	-	100.41	31.67	9.29	30.27	100	123	A	H	
													H	
														H
			5145.08	54.28	-19.72	74	43.5	31.8	9.25	30.27	353	86	P	V
			5144.82	46.03	-7.97	54	35.25	31.8	9.25	30.27	353	86	A	V
		*	5180	114.87	-	-	104.18	31.67	9.29	30.27	353	86	P	V
		*	5180	107.18	-	-	96.49	31.67	9.29	30.27	353	86	A	V
													V	
													V	
802.11ac VHT20 CH 44 5220MHz		5148.72	52.47	-21.53	74	41.69	31.8	9.25	30.27	100	123	P	H	
		5149.24	43.37	-10.63	54	32.59	31.8	9.25	30.27	100	123	A	H	
	*	5220	117.46	-	-	106.87	31.53	9.33	30.27	100	123	P	H	
	*	5220	109.82	-	-	99.23	31.53	9.33	30.27	100	123	A	H	
			5384.96	51.37	-22.63	74	40.65	31.53	9.45	30.26	100	123	P	H
			5373.48	42.3	-11.7	54	31.66	31.47	9.44	30.27	100	123	A	H
			5106.08	51.57	-22.43	74	40.77	31.87	9.21	30.28	373	69	P	V
			5149.5	42.37	-11.63	54	31.59	31.8	9.25	30.27	373	69	A	V
		*	5220	114.74	-	-	104.15	31.53	9.33	30.27	373	69	P	V
		*	5220	107.12	-	-	96.53	31.53	9.33	30.27	373	69	A	V
		5356.68	51.1	-22.9	74	40.54	31.4	9.43	30.27	373	69	P	V	
		5451.6	41.61	-12.39	54	30.61	31.7	9.56	30.26	373	69	A	V	



WIFI Ant. 1+2	Note	Frequency ( MHz )	Level ( dBμV/m )	Over Limit ( dB )	Limit Line ( dBμV/m )	Read Level (dBμV)	Antenna Factor ( dB/m )	Path Loss ( dB )	Preamp Factor ( dB )	Ant Pos ( cm )	Table Pos ( deg )	Peak Avg. (P/A)	Pol. (H/V)
802.11ac VHT20 CH 48 5240MHz		5052.78	50.53	-23.47	74	39.76	31.9	9.15	30.28	100	144	P	H
		5147.16	42.22	-11.78	54	31.44	31.8	9.25	30.27	100	144	A	H
	*	5240	117.78	-	-	107.24	31.47	9.34	30.27	100	144	P	H
	*	5240	109.81	-	-	99.27	31.47	9.34	30.27	100	144	A	H
		5369	52.67	-21.33	74	42.03	31.47	9.44	30.27	100	144	P	H
		5354.16	43.38	-10.62	54	32.82	31.4	9.43	30.27	100	144	A	H
		5013.26	50.1	-23.9	74	39.58	31.7	9.1	30.28	369	298	P	V
		5133.38	41.44	-12.56	54	30.64	31.83	9.24	30.27	369	298	A	V
	*	5240	114.19	-	-	103.65	31.47	9.34	30.27	369	298	P	V
	*	5240	106.6	-	-	96.06	31.47	9.34	30.27	369	298	A	V
		5351.64	51.71	-22.29	74	41.16	31.4	9.42	30.27	369	298	P	V
		5355.56	42.08	-11.92	54	31.52	31.4	9.43	30.27	369	298	A	V
<b>Remark</b>	1. No other spurious found. 2. All results are PASS against Peak and Average limit line.												



**Band 1 5150~5250MHz**

**WIFI 802.11ac VHT20 (Harmonic @ 3m)**

WIFI Ant. 1+2	Note	Frequency ( MHz )	Level ( dBμV/m )	Over Limit ( dB )	Limit Line ( dBμV/m )	Read Level ( dBμV )	Antenna Factor ( dB/m )	Path Loss ( dB )	Preamp Factor ( dB )	Ant Pos ( cm )	Table Pos ( deg )	Peak Avg. ( P/A )	Pol. ( H/V )	
802.11ac VHT20 CH 36 5180MHz		10360	45.03	-23.17	68.2	52.85	39.37	13.57	60.76	100	0	P	H	
		15540	44.77	-29.23	74	51.38	37.93	17.01	61.55	100	0	P	H	
													H	
													H	
			10360	44.63	-23.57	68.2	52.45	39.37	13.57	60.76	100	0	P	V
			15540	44.26	-29.74	74	50.87	37.93	17.01	61.55	100	0	P	V
														V
802.11ac VHT20 CH 44 5220MHz		10440	45.41	-22.79	68.2	53.19	39.53	13.65	60.96	100	0	P	H	
		15660	43.29	-30.71	74	50.09	37.45	17.16	61.41	100	0	P	H	
													H	
													H	
			10440	44.37	-23.83	68.2	52.15	39.53	13.65	60.96	100	0	P	V
			15660	43.62	-30.38	74	50.42	37.45	17.16	61.41	100	0	P	V
														V
802.11ac VHT20 CH 48 5240MHz		10480	45.32	-22.88	68.2	53.11	39.58	13.68	61.05	100	0	P	H	
		15720	44.39	-29.61	74	51.22	37.3	17.21	61.34	100	0	P	H	
													H	
													H	
			10480	44.74	-23.46	68.2	52.53	39.58	13.68	61.05	100	0	P	V
			15720	44.8	-29.2	74	51.63	37.3	17.21	61.34	100	0	P	V
														V
Remark	1. No other spurious found.													
	2. All results are PASS against Peak and Average limit line.													



Band 1 5150~5250MHz

WIFI 802.11ac VHT40 (Band Edge @ 3m)

WIFI Ant. 1+2	Note	Frequency ( MHz )	Level ( dBμV/m )	Over Limit ( dB )	Limit Line ( dBμV/m )	Read Level (dBμV)	Antenna Factor ( dB/m )	Path Loss ( dB )	Preamp Factor ( dB )	Ant Pos ( cm )	Table Pos ( deg )	Peak Avg. (P/A)	Pol. (H/V)
802.11ac VHT40 CH 38 5190MHz		5150	58.47	-15.53	74	47.68	31.8	9.26	30.27	100	142	P	H
		5150	52.77	-1.23	54	41.98	31.8	9.26	30.27	100	142	A	H
	*	5190	112.38	-	-	101.68	31.67	9.3	30.27	100	142	P	H
	*	5190	104.36	-	-	93.66	31.67	9.3	30.27	100	142	A	H
		5397.84	50.86	-23.14	74	40.06	31.6	9.46	30.26	100	142	P	H
		5352.2	43.05	-10.95	54	32.5	31.4	9.42	30.27	100	142	A	H
		5145.34	54.21	-19.79	74	43.43	31.8	9.25	30.27	306	280	P	V
		5148.72	47.05	-6.95	54	36.27	31.8	9.25	30.27	306	280	A	V
	*	5190	107.71	-	-	97.01	31.67	9.3	30.27	306	280	P	V
	*	5190	100.29	-	-	89.59	31.67	9.3	30.27	306	280	A	V
		5385.24	50.94	-23.06	74	40.22	31.53	9.45	30.26	306	280	P	V
		5453	42.68	-11.32	54	31.68	31.7	9.56	30.26	306	280	A	V
802.11ac VHT40 CH 46 5230MHz		5150	53.66	-20.34	74	42.87	31.8	9.26	30.27	100	142	P	H
		5150	45.66	-8.34	54	34.87	31.8	9.26	30.27	100	142	A	H
	*	5230	116.24	-	-	105.71	31.47	9.33	30.27	100	142	P	H
	*	5230	108.13	-	-	97.6	31.47	9.33	30.27	100	142	A	H
		5434.24	53.28	-20.72	74	42.34	31.67	9.53	30.26	100	142	P	H
		5350.8	43.21	-10.79	54	32.66	31.4	9.42	30.27	100	142	A	H
		5148.2	53.87	-20.13	74	43.09	31.8	9.25	30.27	306	273	P	V
		5148.98	43.69	-10.31	54	32.91	31.8	9.25	30.27	306	273	A	V
	*	5230	112.52	-	-	101.99	31.47	9.33	30.27	306	273	P	V
	*	5230	104.64	-	-	94.11	31.47	9.33	30.27	306	273	A	V
	5404.84	51.74	-22.26	74	40.93	31.6	9.47	30.26	306	273	P	V	
	5361.72	42.01	-11.99	54	31.38	31.47	9.43	30.27	306	273	A	V	
Remark	1. No other spurious found. 2. All results are PASS against Peak and Average limit line.												



**Band 1 5150~5250MHz**

**WIFI 802.11ac VHT40 (Harmonic @ 3m)**

WIFI Ant. 1+2	Note	Frequency ( MHz )	Level ( dBμV/m )	Over Limit ( dB )	Limit Line ( dBμV/m )	Read Level (dBμV)	Antenna Factor ( dB/m )	Path Loss ( dB )	Preamp Factor ( dB )	Ant Pos ( cm )	Table Pos ( deg )	Peak Avg. (P/A)	Pol. (H/V)	
802.11ac VHT40 CH 38 5190MHz		10380	43.27	-24.93	68.2	51.06	39.43	13.59	60.81	100	0	P	H	
		15570	44.12	-29.88	74	50.82	37.77	17.05	61.52	100	0	P	H	
													H	
													H	
			10380	43.82	-24.38	68.2	51.61	39.43	13.59	60.81	100	0	P	V
			15570	43.67	-30.33	74	50.37	37.77	17.05	61.52	100	0	P	V
														V
802.11ac VHT40 CH 46 5230MHz		10460	44.94	-23.26	68.2	52.73	39.55	13.66	61	100	0	P	H	
		15690	44.56	-29.44	74	51.39	37.35	17.19	61.37	100	0	P	H	
													H	
													H	
			10460	44.92	-23.28	68.2	52.71	39.55	13.66	61	100	0	P	V
			15690	44.78	-29.22	74	51.61	37.35	17.19	61.37	100	0	P	V
														V
Remark	1. No other spurious found.													
	2. All results are PASS against Peak and Average limit line.													





**Band 1 5150~5250MHz**

**WIFI 802.11ac VHT80 (Band Edge @ 3m)**

WIFI Ant. 1+2	Note	Frequency ( MHz )	Level ( dBμV/m )	Over Limit ( dB )	Limit Line ( dBμV/m )	Read Level (dBμV)	Antenna Factor ( dB/m )	Path Loss ( dB )	Preamp Factor ( dB )	Ant Pos ( cm )	Table Pos ( deg )	Peak Avg. (P/A)	Pol. (H/V)
<b>802.11ac VHT80 CH 42 5210MHz</b>		5145.6	62	-12	74	51.22	31.8	9.25	30.27	100	136	P	H
		5145.08	52.36	-1.64	54	41.58	31.8	9.25	30.27	100	136	A	H
	*	5210	107.51	-	-	96.93	31.53	9.32	30.27	100	136	P	H
	*	5210	99.95	-	-	89.37	31.53	9.32	30.27	100	136	A	H
		5438.72	51.18	-22.82	74	40.23	31.67	9.54	30.26	100	136	P	H
		5453	42.83	-11.17	54	31.83	31.7	9.56	30.26	100	136	A	H
		5135.46	54.33	-19.67	74	43.53	31.83	9.24	30.27	306	274	P	V
		5150	47.1	-6.9	54	36.31	31.8	9.26	30.27	306	274	A	V
	*	5210	104.58	-	-	94	31.53	9.32	30.27	306	274	P	V
	*	5210	97.19	-	-	86.61	31.53	9.32	30.27	306	274	A	V
		5364.52	50.1	-23.9	74	39.47	31.47	9.43	30.27	306	274	P	V
	5430.88	42.29	-11.71	54	31.36	31.67	9.52	30.26	306	274	A	V	
<b>Remark</b>	1. No other spurious found. 2. All results are PASS against Peak and Average limit line.												



**Band 1 5150~5250MHz**

**WIFI 802.11ac VHT80 (Harmonic @ 3m)**

WIFI Ant. 1+2	Note	Frequency ( MHz )	Level ( dBμV/m )	Over Limit ( dB )	Limit Line ( dBμV/m )	Read Level (dBμV)	Antenna Factor ( dB/m )	Path Loss ( dB )	Preamp Factor ( dB )	Ant Pos ( cm )	Table Pos ( deg )	Peak Avg. (P/A)	Pol. (H/V)	
802.11ac VHT80 CH 42 5210MHz		10420	44.44	-23.76	68.2	52.21	39.52	13.62	60.91	100	0	P	H	
		15630	44.65	-29.35	74	51.47	37.5	17.12	61.44	100	0	P	H	
													H	
													H	
			10420	44.48	-23.72	68.2	52.25	39.52	13.62	60.91	100	0	P	V
			15630	44.54	-29.46	74	51.36	37.5	17.12	61.44	100	0	P	V
														V
													V	
<b>Remark</b>	1. No other spurious found. 2. All results are PASS against Peak and Average limit line.													



Band 2 - 5250~5350MHz

WIFI 802.11a (Band Edge @ 3m)

WIFI	Note	Frequency	Level	Over	Limit	Read	Antenna	Path	Preamp	Ant	Table	Peak	Pol.
Ant.				Limit	Line	Level	Factor	Loss	Factor	Pos	Pos	Avg.	
1+2		( MHz )	( dBμV/m )	( dB )	( dBμV/m )	( dBμV )	( dB/m )	( dB )	( dB )	( cm )	( deg )	(P/A)	(H/V)
802.11a CH 52 5260MHz		5122.4	51.84	-22.16	74	41.03	31.87	9.22	30.28	100	138	P	H
		5149.94	41.65	-12.35	54	30.87	31.8	9.25	30.27	100	138	A	H
	*	5260	119.07	-	-	108.58	31.4	9.36	30.27	100	138	P	H
	*	5260	111.4	-	-	100.91	31.4	9.36	30.27	100	138	A	H
		5382.24	53.16	-20.84	74	42.44	31.53	9.45	30.26	100	138	P	H
		5350.32	44.74	-9.26	54	34.19	31.4	9.42	30.27	100	138	A	H
		5119.34	49.96	-24.04	74	39.15	31.87	9.22	30.28	351	56	P	V
		5085.34	41.25	-12.75	54	30.45	31.9	9.18	30.28	351	56	A	V
	*	5260	114.99	-	-	104.5	31.4	9.36	30.27	351	56	P	V
	*	5260	107.63	-	-	97.14	31.4	9.36	30.27	351	56	A	V
		5366.16	51	-23	74	40.37	31.47	9.43	30.27	351	56	P	V
		5366.4	41.85	-12.15	54	31.22	31.47	9.43	30.27	351	56	A	V
802.11a CH 60 5300MHz		5099.96	51.09	-22.91	74	40.27	31.9	9.2	30.28	100	140	P	H
		5127.84	41.7	-12.3	54	30.91	31.83	9.23	30.27	100	140	A	H
	*	5300	118.98	-	-	108.46	31.4	9.39	30.27	100	140	P	H
	*	5300	110.89	-	-	100.37	31.4	9.39	30.27	100	140	A	H
		5350.56	58.87	-15.13	74	48.32	31.4	9.42	30.27	100	140	P	H
		5351.76	48.53	-5.47	54	37.98	31.4	9.42	30.27	100	140	A	H
		5094.18	50.54	-23.46	74	39.73	31.9	9.19	30.28	331	281	P	V
		5126.82	41.31	-12.69	54	30.52	31.83	9.23	30.27	331	281	A	V
	*	5300	114.73	-	-	104.21	31.4	9.39	30.27	331	281	P	V
	*	5300	107.31	-	-	96.79	31.4	9.39	30.27	331	281	A	V
		5352.96	57.31	-16.69	74	46.76	31.4	9.42	30.27	331	281	P	V
		5352.96	45.75	-8.25	54	35.2	31.4	9.42	30.27	331	281	A	V



WiFi Ant. 1+2	Note	Frequency ( MHz )	Level ( dBµV/m )	Over Limit ( dB )	Limit Line ( dBµV/m )	Read Level (dBµV)	Antenna Factor ( dB/m )	Path Loss ( dB )	Preamp Factor ( dB )	Ant Pos ( cm )	Table Pos ( deg )	Peak Avg. (P/A)	Pol. (H/V)
802.11a CH 64 5320MHz	*	5320	117.96	-	-	107.43	31.4	9.4	30.27	100	136	P	H
	*	5320	110.67	-	-	100.14	31.4	9.4	30.27	100	136	A	H
		5351.68	65.01	-8.99	74	54.46	31.4	9.42	30.27	100	136	P	H
		5351.04	51.26	-2.74	54	40.71	31.4	9.42	30.27	100	136	A	H
													H
													H
	*	5320	115.14	-	-	104.61	31.4	9.4	30.27	306	282	P	V
	*	5320	107.92	-	-	97.39	31.4	9.4	30.27	306	282	A	V
		5360	56.65	-17.35	74	46.09	31.4	9.43	30.27	306	282	P	V
		5350.08	47.83	-6.17	54	37.28	31.4	9.42	30.27	306	282	A	V
													V
													V
	<b>Remark</b>	1. No other spurious found. 2. All results are PASS against Peak and Average limit line.											



**Band 2 5250~5350MHz**

**WIFI 802.11a (Harmonic @ 3m)**

WIFI Ant. 1+2	Note	Frequency ( MHz )	Level ( dBμV/m )	Over Limit ( dB )	Limit Line ( dBμV/m )	Read Level (dBμV)	Antenna Factor ( dB/m )	Path Loss ( dB )	Preamp Factor ( dB )	Ant Pos ( cm )	Table Pos ( deg )	Peak Avg. (P/A)	Pol. (H/V)
802.11a CH 52 5260MHz		10520	45.02	-23.18	68.2	52.82	39.63	13.69	61.12	100	0	P	H
		15780	44.18	-29.82	74	50.87	37.3	17.27	61.26	100	0	P	H
													H
													H
		10520	44.6	-23.6	68.2	52.4	39.63	13.69	61.12	100	0	P	V
		15780	44.78	-29.22	74	51.47	37.3	17.27	61.26	100	0	P	V
													V
													V
802.11a CH 60 5300MHz		10600	45.44	-28.56	74	53.15	39.8	13.71	61.22	100	0	P	H
		15900	44.74	-29.26	74	51.48	37	17.38	61.12	100	0	P	H
													H
													H
		10600	45.54	-28.46	74	53.25	39.8	13.71	61.22	100	0	P	V
		15900	45.2	-28.8	74	51.94	37	17.38	61.12	100	0	P	V
													V
													V
802.11a CH 64 5320MHz		10640	45.68	-28.32	74	53.43	39.8	13.72	61.27	100	0	P	H
		15960	43.74	-30.26	74	50.53	36.93	17.33	61.05	100	0	P	H
													H
													H
		10640	45.71	-28.29	74	53.46	39.8	13.72	61.27	100	0	P	V
		15960	44.06	-29.94	74	50.85	36.93	17.33	61.05	100	0	P	V
													V
													V
<b>Remark</b>	1. No other spurious found. 2. All results are PASS against Peak and Average limit line.												



Band 2 5250~5350MHz

WIFI 802.11ac VHT20 (Band Edge @ 3m)

WIFI Ant. 1+2	Note	Frequency ( MHz )	Level ( dBμV/m )	Over Limit ( dB )	Limit Line ( dBμV/m )	Read Level ( dBμV )	Antenna Factor ( dB/m )	Path Loss ( dB )	Preamp Factor ( dB )	Ant Pos ( cm )	Table Pos ( deg )	Peak Avg. ( P/A )	Pol. ( H/V )
802.11ac VHT20 CH 52 5260MHz		5114.24	50.61	-23.39	74	39.8	31.87	9.22	30.28	100	133	P	H
		5149.26	41.71	-12.29	54	30.93	31.8	9.25	30.27	100	133	A	H
	*	5260	118.4	-	-	107.91	31.4	9.36	30.27	100	133	P	H
	*	5260	110.84	-	-	100.35	31.4	9.36	30.27	100	133	A	H
		5368.8	53.39	-20.61	74	42.75	31.47	9.44	30.27	100	133	P	H
		5351.76	44.68	-9.32	54	34.13	31.4	9.42	30.27	100	133	A	H
		5065.96	50.85	-23.15	74	40.07	31.9	9.16	30.28	349	68	P	V
		5137.36	41.42	-12.58	54	30.62	31.83	9.24	30.27	349	68	A	V
	*	5260	115.51	-	-	105.02	31.4	9.36	30.27	349	68	P	V
	*	5260	107.66	-	-	97.17	31.4	9.36	30.27	349	68	A	V
		5365.44	51.77	-22.23	74	41.14	31.47	9.43	30.27	349	68	P	V
		5350.56	42.57	-11.43	54	32.02	31.4	9.42	30.27	349	68	A	V
802.11ac VHT20 CH 60 5300MHz		5038.42	51.14	-22.86	74	40.39	31.9	9.13	30.28	100	133	P	H
		5118.66	41.44	-12.56	54	30.63	31.87	9.22	30.28	100	133	A	H
	*	5300	117.15	-	-	106.63	31.4	9.39	30.27	100	133	P	H
	*	5300	108.94	-	-	98.42	31.4	9.39	30.27	100	133	A	H
		5352.72	61.3	-12.7	74	50.75	31.4	9.42	30.27	100	133	P	H
		5352.96	48.53	-5.47	54	37.98	31.4	9.42	30.27	100	133	A	H
		5072.76	50.12	-23.88	74	39.33	31.9	9.17	30.28	325	280	P	V
		5088.06	41.27	-12.73	54	30.46	31.9	9.19	30.28	325	280	A	V
	*	5300	115.2	-	-	104.68	31.4	9.39	30.27	325	280	P	V
	*	5300	107.41	-	-	96.89	31.4	9.39	30.27	325	280	A	V
	5350.56	54.68	-19.32	74	44.13	31.4	9.42	30.27	325	280	P	V	
	5351.52	46.07	-7.93	54	35.52	31.4	9.42	30.27	325	280	A	V	



WIFI Ant. 1+2	Note	Frequency ( MHz )	Level ( dBμV/m )	Over Limit ( dB )	Limit Line ( dBμV/m )	Read Level (dBμV)	Antenna Factor ( dB/m )	Path Loss ( dB )	Preamp Factor ( dB )	Ant Pos ( cm )	Table Pos ( deg )	Peak Avg. (P/A)	Pol. (H/V)
802.11ac VHT20 CH 64 5320MHz	*	5320	118.46	-	-	107.93	31.4	9.4	30.27	100	132	P	H
	*	5320	110.83	-	-	100.3	31.4	9.4	30.27	100	132	A	H
		5354.24	58.65	-15.35	74	48.09	31.4	9.43	30.27	100	132	P	H
		5350.08	50.07	-3.93	54	39.52	31.4	9.42	30.27	100	132	A	H
													H
													H
	*	5320	114.88	-	-	104.35	31.4	9.4	30.27	296	280	P	V
	*	5320	106.78	-	-	96.25	31.4	9.4	30.27	296	280	A	V
		5354.88	58.83	-15.17	74	48.27	31.4	9.43	30.27	296	280	P	V
		5350.08	46.37	-7.63	54	35.82	31.4	9.42	30.27	296	280	A	V
													V
													V
<b>Remark</b>	1. No other spurious found. 2. All results are PASS against Peak and Average limit line.												



**Band 2 5250~5350MHz**

**WIFI 802.11ac VHT20 (Harmonic @ 3m)**

WIFI Ant. 1+2	Note	Frequency ( MHz )	Level ( dBμV/m )	Over Limit ( dB )	Limit Line ( dBμV/m )	Read Level (dBμV)	Antenna Factor ( dB/m )	Path Loss ( dB )	Preamp Factor ( dB )	Ant Pos ( cm )	Table Pos ( deg )	Peak Avg. (P/A)	Pol. (H/V)	
802.11ac VHT20 CH 52 5260MHz		10520	46.59	-21.61	68.2	54.39	39.63	13.69	61.12	100	0	P	H	
		15780	44.47	-29.53	74	51.16	37.3	17.27	61.26	100	0	P	H	
													H	
													H	
			10520	45.06	-23.14	68.2	52.86	39.63	13.69	61.12	100	0	P	V
			15780	44.26	-29.74	74	50.95	37.3	17.27	61.26	100	0	P	V
														V
802.11ac VHT20 CH 60 5300MHz		10600	45.05	-28.95	74	52.76	39.8	13.71	61.22	100	0	P	H	
		15900	44.05	-29.95	74	50.79	37	17.38	61.12	100	0	P	H	
													H	
													H	
			10600	45.74	-28.26	74	53.45	39.8	13.71	61.22	100	0	P	V
			15900	45.11	-28.89	74	51.85	37	17.38	61.12	100	0	P	V
														V
802.11ac VHT20 CH 64 5320MHz		10640	46.36	-27.64	74	54.11	39.8	13.72	61.27	100	0	P	H	
		15960	43.23	-30.77	74	50.02	36.93	17.33	61.05	100	0	P	H	
													H	
													H	
			10640	46.08	-27.92	74	53.83	39.8	13.72	61.27	100	0	P	V
			15960	42.99	-31.01	74	49.78	36.93	17.33	61.05	100	0	P	V
														V
Remark	1. No other spurious found.													
	2. All results are PASS against Peak and Average limit line.													





Band 2 5250~5350MHz

WIFI 802.11ac VHT40 (Band Edge @ 3m)

WIFI Ant. 1+2	Note	Frequency ( MHz )	Level ( dBμV/m )	Over Limit ( dB )	Limit Line ( dBμV/m )	Read Level ( dBμV )	Antenna Factor ( dB/m )	Path Loss ( dB )	Preamp Factor ( dB )	Ant Pos ( cm )	Table Pos ( deg )	Peak Avg. ( P/A )	Pol. ( H/V )
802.11ac VHT40 CH 54 5270MHz		5091.46	51.13	-22.87	74	40.32	31.9	9.19	30.28	100	142	P	H
		5149.6	41.68	-12.32	54	30.9	31.8	9.25	30.27	100	142	A	H
	*	5270	116.18	-	-	105.69	31.4	9.36	30.27	100	142	P	H
	*	5270	108.13	-	-	97.64	31.4	9.36	30.27	100	142	A	H
		5350.08	57.61	-16.39	74	47.06	31.4	9.42	30.27	100	142	P	H
		5351.76	47.81	-6.19	54	37.26	31.4	9.42	30.27	100	142	A	H
		5039.1	51.34	-22.66	74	40.59	31.9	9.13	30.28	335	279	P	V
		5145.86	41.26	-12.74	54	30.48	31.8	9.25	30.27	335	279	A	V
	*	5270	112.65	-	-	102.16	31.4	9.36	30.27	335	279	P	V
	*	5270	105.1	-	-	94.61	31.4	9.36	30.27	335	279	A	V
		5350.56	54.38	-19.62	74	43.83	31.4	9.42	30.27	335	279	P	V
		5350.08	45.24	-8.76	54	34.69	31.4	9.42	30.27	335	279	A	V
802.11ac VHT40 CH 62 5310MHz		5074.46	51.33	-22.67	74	40.54	31.9	9.17	30.28	100	133	P	H
		5090.78	42.28	-11.72	54	31.47	31.9	9.19	30.28	100	133	A	H
	*	5310	110.78	-	-	100.26	31.4	9.39	30.27	100	133	P	H
	*	5310	103.22	-	-	92.7	31.4	9.39	30.27	100	133	A	H
		5350.32	60.21	-13.79	74	49.66	31.4	9.42	30.27	100	133	P	H
		5350.08	52.49	-1.51	54	41.94	31.4	9.42	30.27	100	133	A	H
		5071.06	49.69	-24.31	74	38.9	31.9	9.17	30.28	310	281	P	V
		5093.5	42.08	-11.92	54	31.27	31.9	9.19	30.28	310	281	A	V
	*	5310	107.46	-	-	96.94	31.4	9.39	30.27	310	281	P	V
	*	5310	99.69	-	-	89.17	31.4	9.39	30.27	310	281	A	V
	5354.4	56.5	-17.5	74	45.94	31.4	9.43	30.27	310	281	P	V	
	5350.08	49.27	-4.73	54	38.72	31.4	9.42	30.27	310	281	A	V	
Remark	1. No other spurious found. 2. All results are PASS against Peak and Average limit line.												



**Band 2 5250~5350MHz**

**WIFI 802.11ac VHT40 (Harmonic @ 3m)**

WIFI Ant. 1+2	Note	Frequency ( MHz )	Level ( dBμV/m )	Over Limit ( dB )	Limit Line ( dBμV/m )	Read Level (dBμV)	Antenna Factor ( dB/m )	Path Loss ( dB )	Preamp Factor ( dB )	Ant Pos ( cm )	Table Pos ( deg )	Peak Avg. (P/A)	Pol. (H/V)	
802.11ac VHT40 CH 54 5270MHz		10540	44.42	-23.78	68.2	52.2	39.67	13.7	61.15	100	0	P	H	
		15810	44.48	-29.52	74	51.11	37.3	17.3	61.23	100	0	P	H	
													H	
													H	
			10540	43.91	-24.29	68.2	51.69	39.67	14.21	61.15	100	0	P	V
			15810	44.63	-29.37	74	51.26	37.3	18	61.23	100	0	P	V
														V
802.11ac VHT40 CH 62 5310MHz		10620	45.54	-28.46	74	53.26	39.8	13.72	61.24	100	0	P	H	
		15930	44.79	-29.21	74	51.54	36.97	17.36	61.08	100	0	P	H	
													H	
													H	
			10620	45.92	-28.08	74	53.64	39.8	13.72	61.24	100	0	P	V
			15930	44.54	-29.46	74	51.29	36.97	17.36	61.08	100	0	P	V
														V
Remark	1. No other spurious found.													
	2. All results are PASS against Peak and Average limit line.													



**Band 2 5250~5350MHz**

**WIFI 802.11ac VHT80 (Band Edge @ 3m)**

WIFI Ant. 1+2	Note	Frequency ( MHz )	Level ( dBμV/m )	Over Limit ( dB )	Limit Line ( dBμV/m )	Read Level (dBμV)	Antenna Factor ( dB/m )	Path Loss ( dB )	Preamp Factor ( dB )	Ant Pos ( cm )	Table Pos ( deg )	Peak Avg. (P/A)	Pol. (H/V)
<b>802.11ac VHT80 CH 58 5290MHz</b>		5086.02	50.89	-23.11	74	40.09	31.9	9.18	30.28	100	139	P	H
		5078.88	42.15	-11.85	54	31.35	31.9	9.18	30.28	100	139	A	H
	*	5290	104.83	-	-	94.32	31.4	9.38	30.27	100	139	P	H
	*	5290	97.07	-	-	86.56	31.4	9.38	30.27	100	139	A	H
		5355.12	60.28	-13.72	74	49.72	31.4	9.43	30.27	100	139	P	H
		5353.2	52.12	-1.88	54	41.57	31.4	9.42	30.27	100	139	A	H
		5065.62	49.75	-24.25	74	38.97	31.9	9.16	30.28	297	279	P	V
		5081.26	41.93	-12.07	54	31.13	31.9	9.18	30.28	297	279	A	V
	*	5290	100.61	-	-	90.1	31.4	9.38	30.27	297	279	P	V
	*	5290	92.99	-	-	82.48	31.4	9.38	30.27	297	279	A	V
		5366.4	55.8	-18.2	74	45.17	31.47	9.43	30.27	297	279	P	V
		5364.96	48.14	-5.86	54	37.51	31.47	9.43	30.27	297	279	A	V
<b>Remark</b>	1. No other spurious found. 2. All results are PASS against Peak and Average limit line.												



**Band 2 5250~5350MHz**

**WIFI 802.11ac VHT80 (Harmonic @ 3m)**

WIFI Ant. 1+2	Note	Frequency ( MHz )	Level ( dBμV/m )	Over Limit ( dB )	Limit Line ( dBμV/m )	Read Level (dBμV)	Antenna Factor ( dB/m )	Path Loss ( dB )	Preamp Factor ( dB )	Ant Pos ( cm )	Table Pos ( deg )	Peak Avg. (P/A)	Pol. (H/V)	
802.11ac VHT80 CH 58 5290MHz		10580	44.4	-23.8	68.2	52.12	39.77	13.71	61.2	100	0	P	H	
		15870	43.97	-30.03	74	50.72	37.06	17.35	61.16	100	0	P	H	
													H	
													H	
			10580	44.05	-24.15	68.2	51.77	39.77	13.71	61.2	100	0	P	V
			15870	44.81	-29.19	74	51.56	37.06	17.35	61.16	100	0	P	V
														V
													V	
<b>Remark</b>	1. No other spurious found. 2. All results are PASS against Peak and Average limit line.													



Band 3 - 5470~5725MHz

WIFI 802.11a (Band Edge @ 3m)

WIFI	Note	Frequency	Level	Over	Limit	Read	Antenna	Path	Preamp	Ant	Table	Peak	Pol.	
Ant.				Limit	Line	Level	Factor	Loss	Factor	Pos	Pos	Avg.		
1+2		( MHz )	( dBμV/m )	( dB )	( dBμV/m )	( dBμV )	( dB/m )	( dB )	( dB )	( cm )	( deg )	( P/A )	( H/V )	
802.11a CH 100 5500MHz		5457.84	59.85	-14.15	74	48.84	31.7	9.57	30.26	100	122	P	H	
		5470	63.47	-4.73	68.2	52.43	31.7	9.6	30.26	100	122	P	H	
		5459.76	48.36	-5.64	54	37.34	31.7	9.58	30.26	100	122	A	H	
	*	5500	117.62	-	-	106.52	31.7	9.66	30.26	100	122	P	H	
	*	5500	109.88	-	-	98.78	31.7	9.66	30.26	100	122	A	H	
														H
			5453.04	54.81	-19.19	74	43.81	31.7	9.56	30.26	348	72	P	V
			5469.84	63.36	-4.84	68.2	52.32	31.7	9.6	30.26	348	72	P	V
			5459.92	45.84	-8.16	54	34.82	31.7	9.58	30.26	348	72	A	V
	*		5500	115.19	-	-	104.09	31.7	9.66	30.26	348	72	P	V
	*		5500	107.61	-	-	96.51	31.7	9.66	30.26	348	72	A	V
														V
802.11a CH 116 5580MHz		5424.4	50.98	-23.02	74	40.1	31.63	9.51	30.26	100	122	P	H	
		5465.68	50.58	-17.62	68.2	39.55	31.7	9.59	30.26	100	122	P	H	
		5452.96	41.69	-12.31	54	30.69	31.7	9.56	30.26	100	122	A	H	
	*	5580	116.72	-	-	105.41	31.8	9.81	30.3	100	122	P	H	
	*	5580	109.15	-	-	97.84	31.8	9.81	30.3	100	122	A	H	
			5759.96	50.51	-17.69	68.2	38.97	32.07	9.87	30.4	100	122	P	H
			5416.48	51.75	-22.25	74	40.89	31.63	9.49	30.26	320	287	P	V
			5467.12	51.66	-16.54	68.2	40.63	31.7	9.59	30.26	320	287	P	V
			5452.72	41.29	-12.71	54	30.29	31.7	9.56	30.26	320	287	A	V
	*		5580	114.57	-	-	103.26	31.8	9.81	30.3	320	287	P	V
	*		5580	107.44	-	-	96.13	31.8	9.81	30.3	320	287	A	V
			5749.565	49.95	-18.25	68.2	38.48	32	9.86	30.39	320	287	P	V



WiFi Ant. 1+2	Note	Frequency ( MHz )	Level ( dBμV/m )	Over Limit ( dB )	Limit Line ( dBμV/m )	Read Level (dBμV)	Antenna Factor ( dB/m )	Path Loss ( dB )	Preamp Factor ( dB )	Ant Pos ( cm )	Table Pos ( deg )	Peak Avg. (P/A)	Pol. (H/V)
802.11a CH 140 5700MHz	*	5700	117.38	-	-	106.08	31.8	9.86	30.36	100	117	P	H
	*	5700	109.95	-	-	98.65	31.8	9.86	30.36	100	117	A	H
		5725.16	66.06	-2.14	68.2	54.65	31.93	9.86	30.38	100	117	P	H
													H
													H
													H
	*	5700	114.99	-	-	103.69	31.8	9.86	30.36	345	68	P	V
	*	5700	107.27	-	-	95.97	31.8	9.86	30.36	345	68	A	V
		5725	63.2	-5	68.2	51.79	31.93	9.86	30.38	345	68	P	V
													V
													V
													V
<b>Remark</b>	<ol style="list-style-type: none"> <li>No other spurious found.</li> <li>All results are PASS against Peak and Average limit line.</li> </ol>												



**Band 3 - 5470~5725MHz**

**WIFI 802.11a (Harmonic @ 3m)**

WIFI Ant. 1+2	Note	Frequency ( MHz )	Level ( dBμV/m )	Over Limit ( dB )	Limit Line ( dBμV/m )	Read Level (dBμV)	Antenna Factor ( dB/m )	Path Loss ( dB )	Preamp Factor ( dB )	Ant Pos ( cm )	Table Pos ( deg )	Peak Avg. (P/A)	Pol. (H/V)
802.11a CH 100 5500MHz		11000	46.16	-27.84	74	53.6	40.4	13.86	61.7	100	0	P	H
		16500	46.81	-21.39	68.2	50.36	38.6	17.55	59.7	100	0	P	H
													H
													H
		11000	46.12	-27.88	74	53.56	40.4	13.86	61.7	100	0	P	V
		16500	46	-22.2	68.2	49.55	38.6	17.55	59.7	100	0	P	V
													V
													V
802.11a CH 116 5580MHz		11160	46.57	-27.43	74	54.36	39.93	14.14	61.86	100	0	P	H
		16740	47.19	-21.01	68.2	49.14	39.78	17.92	59.65	100	0	P	H
													H
													H
		11160	46.42	-27.58	74	54.21	39.93	14.14	61.86	100	0	P	V
		16740	47.51	-20.69	68.2	49.46	39.78	17.92	59.65	100	0	P	V
													V
													V
802.11a CH 140 5700MHz		11400	46.19	-27.81	74	53.76	40	14.53	62.1	100	0	P	H
		17100	47.84	-20.36	68.2	48.48	40.5	18.24	59.38	100	0	P	H
													H
													H
		11400	46.17	-27.83	74	53.74	40	14.53	62.1	100	0	P	V
		17100	49.21	-18.99	68.2	49.85	40.5	18.24	59.38	100	0	P	V
													V
													V
<b>Remark</b>	1. No other spurious found. 2. All results are PASS against Peak and Average limit line.												



**Band 3 - 5470~5725MHz**

**WIFI 802.11ac VHT20 (Band Edge @ 3m)**

WIFI Ant. 1+2	Note	Frequency ( MHz )	Level ( dBμV/m )	Over Limit ( dB )	Limit Line ( dBμV/m )	Read Level (dBμV)	Antenna Factor ( dB/m )	Path Loss ( dB )	Preamp Factor ( dB )	Ant Pos ( cm )	Table Pos ( deg )	Peak Avg. (P/A)	Pol. (H/V)	
802.11ac VHT20 CH 100 5500MHz		5459.28	58.91	-15.09	74	47.89	31.7	9.58	30.26	100	128	P	H	
		5467.92	64.35	-3.85	68.2	53.32	31.7	9.59	30.26	100	128	P	H	
		5460	48.54	-5.46	54	37.52	31.7	9.58	30.26	100	128	A	H	
	*	5500	117.81	-	-	106.71	31.7	9.66	30.26	100	128	P	H	
	*	5500	110.17	-	-	99.07	31.7	9.66	30.26	100	128	A	H	
														H
			5444.88	54.16	-19.84	74	43.2	31.67	9.55	30.26	351	70	P	V
			5469.04	62.91	-5.29	68.2	51.88	31.7	9.59	30.26	351	70	P	V
			5459.6	45.57	-8.43	54	34.55	31.7	9.58	30.26	351	70	A	V
	*		5500	114.84	-	-	103.74	31.7	9.66	30.26	351	70	P	V
	*		5500	107.25	-	-	96.15	31.7	9.66	30.26	351	70	A	V
													V	
802.11ac VHT20 CH 116 5580MHz		5420.56	50.95	-23.05	74	40.08	31.63	9.5	30.26	100	117	P	H	
		5463.52	51.18	-17.02	68.2	40.16	31.7	9.58	30.26	100	117	P	H	
		5452.96	41.54	-12.46	54	30.54	31.7	9.56	30.26	100	117	A	H	
	*	5580	116.1	-	-	104.79	31.8	9.81	30.3	100	117	P	H	
	*	5580	108.43	-	-	97.12	31.8	9.81	30.3	100	117	A	H	
			5757.125	49.91	-18.29	68.2	38.36	32.07	9.87	30.39	100	117	P	H
			5371.12	50.3	-23.7	74	39.66	31.47	9.44	30.27	286	286	P	V
			5464.48	49.95	-18.25	68.2	38.92	31.7	9.59	30.26	286	286	P	V
			5452.96	41.5	-12.5	54	30.5	31.7	9.56	30.26	286	286	A	V
	*		5580	114.76	-	-	103.45	31.8	9.81	30.3	286	286	P	V
	*		5580	107	-	-	95.69	31.8	9.81	30.3	286	286	A	V
		5735.075	50.13	-18.07	68.2	38.65	32	9.86	30.38	286	286	P	V	





WIFI Ant. 1+2	Note	Frequency ( MHz )	Level ( dBμV/m )	Over Limit ( dB )	Limit Line ( dBμV/m )	Read Level (dBμV)	Antenna Factor ( dB/m )	Path Loss ( dB )	Preamp Factor ( dB )	Ant Pos ( cm )	Table Pos ( deg )	Peak Avg. (P/A)	Pol. (H/V)
802.11ac VHT20 CH 140 5700MHz	*	5700	115.93	-	-	104.63	31.8	9.86	30.36	100	207	P	H
	*	5700	108.02	-	-	96.72	31.8	9.86	30.36	100	207	A	H
		5725.08	65.46	-2.74	68.2	54.05	31.93	9.86	30.38	100	207	P	H
													H
													H
													H
	*	5700	112.91	-	-	101.61	31.8	9.86	30.36	330	66	P	V
	*	5700	104.92	-	-	93.62	31.8	9.86	30.36	330	66	A	V
		5725.08	64.6	-3.6	68.2	53.19	31.93	9.86	30.38	330	66	P	V
													V
												V	
												V	
<b>Remark</b>	<ol style="list-style-type: none"> <li>No other spurious found.</li> <li>All results are PASS against Peak and Average limit line.</li> </ol>												



Band 3 - 5470~5725MHz

WIFI 802.11ac VHT20 (Harmonic @ 3m)

WIFI Ant. 1+2	Note	Frequency ( MHz )	Level ( dBμV/m )	Over Limit ( dB )	Limit Line ( dBμV/m )	Read Level (dBμV)	Antenna Factor ( dB/m )	Path Loss ( dB )	Preamp Factor ( dB )	Ant Pos ( cm )	Table Pos ( deg )	Peak Avg. (P/A)	Pol. (H/V)	
802.11ac VHT20 CH 100 5500MHz		11000	45.59	-28.41	74	53.03	40.4	13.86	61.7	100	0	P	H	
		16500	46.31	-21.89	68.2	49.86	38.6	17.55	59.7	100	0	P	H	
													H	
													H	
			11000	46.36	-27.64	74	53.8	40.4	13.86	61.7	100	0	P	V
			16500	46.04	-22.16	68.2	49.59	38.6	17.55	59.7	100	0	P	V
														V
802.11ac VHT20 CH 116 5580MHz		11160	45.5	-28.5	74	53.29	39.93	14.14	61.86	100	0	P	H	
		16740	47.13	-21.07	68.2	49.08	39.78	17.92	59.65	100	0	P	H	
													H	
													H	
			11160	45.17	-28.83	74	52.96	39.93	14.14	61.86	100	0	P	V
			16740	47.46	-20.74	68.2	49.41	39.78	17.92	59.65	100	0	P	V
														V
802.11ac VHT20 CH 140 5700MHz		11400	45.43	-28.57	74	53	40	14.53	62.1	100	0	P	H	
		17100	48.1	-20.1	68.2	48.74	40.5	18.24	59.38	100	0	P	H	
													H	
													H	
			11400	46.23	-27.77	74	53.8	40	14.53	62.1	100	0	P	V
			17100	47.39	-20.81	68.2	48.03	40.5	18.24	59.38	100	0	P	V
														V
Remark	1. No other spurious found.													
	2. All results are PASS against Peak and Average limit line.													



Band 3 - 5470~5725MHz

WIFI 802.11ac VHT40 (Band Edge @ 3m)

WIFI Ant. 1+2	Note	Frequency ( MHz )	Level ( dBμV/m )	Over Limit ( dB )	Limit Line ( dBμV/m )	Read Level ( dBμV )	Antenna Factor ( dB/m )	Path Loss ( dB )	Preamp Factor ( dB )	Ant Pos ( cm )	Table Pos ( deg )	Peak Avg. ( P/A )	Pol. ( H/V )
802.11ac VHT40 CH 102 5510MHz		5459.68	59.78	-14.22	74	48.76	31.7	9.58	30.26	100	126	P	H
		5464.96	61.69	-6.51	68.2	50.66	31.7	9.59	30.26	100	126	P	H
		5459.44	52.04	-1.96	54	41.02	31.7	9.58	30.26	100	126	A	H
	*	5510	111.61	-	-	100.51	31.7	9.67	30.27	100	126	P	H
	*	5510	103.92	-	-	92.82	31.7	9.67	30.27	100	126	A	H
		5750.195	51.59	-16.61	68.2	40.11	32	9.87	30.39	100	126	P	H
		5459.68	56.32	-17.68	74	45.3	31.7	9.58	30.26	293	287	P	V
		5466.88	62.07	-6.13	68.2	51.04	31.7	9.59	30.26	293	287	P	V
		5458.72	47.05	-6.95	54	36.04	31.7	9.57	30.26	293	287	A	V
	*	5510	109.49	-	-	98.39	31.7	9.67	30.27	293	287	P	V
	*	5510	102.02	-	-	90.92	31.7	9.67	30.27	293	287	A	V
		5735.39	50.08	-18.12	68.2	38.6	32	9.86	30.38	293	287	P	V
802.11ac VHT40 CH 110 5550MHz		5459.2	55.93	-18.07	74	44.91	31.7	9.58	30.26	100	128	P	H
		5467.6	57.13	-11.07	68.2	46.1	31.7	9.59	30.26	100	128	P	H
		5458.48	47.34	-6.66	54	36.33	31.7	9.57	30.26	100	128	A	H
	*	5550	116.19	-	-	104.93	31.8	9.75	30.29	100	128	P	H
	*	5550	108.27	-	-	97.01	31.8	9.75	30.29	100	128	A	H
		5750.195	52.68	-15.52	68.2	41.2	32	9.87	30.39	100	128	P	H
		5456.32	53.29	-20.71	74	42.28	31.7	9.57	30.26	293	287	P	V
		5466.4	53.83	-14.37	68.2	42.8	31.7	9.59	30.26	293	287	P	V
		5458.72	44.56	-9.44	54	33.55	31.7	9.57	30.26	293	287	A	V
	*	5550	113.75	-	-	102.49	31.8	9.75	30.29	293	287	P	V
	*	5550	105.89	-	-	94.63	31.8	9.75	30.29	293	287	A	V
		5746.73	51.47	-16.73	68.2	40	32	9.86	30.39	293	287	P	V



WIFI Ant. 1+2	Note	Frequency ( MHz )	Level ( dBμV/m )	Over Limit ( dB )	Limit Line ( dBμV/m )	Read Level (dBμV)	Antenna Factor ( dB/m )	Path Loss ( dB )	Preamp Factor ( dB )	Ant Pos ( cm )	Table Pos ( deg )	Peak Avg. (P/A)	Pol. (H/V)
802.11ac VHT40 CH 134 5670MHz		5373.45	52.22	-21.78	74	41.58	31.47	9.44	30.27	100	126	P	H
		5469	50.44	-17.76	68.2	39.41	31.7	9.59	30.26	100	126	P	H
		5457.45	42.42	-11.58	54	31.41	31.7	9.57	30.26	100	126	A	H
	*	5670	115.32	-	-	104.06	31.75	9.86	30.35	100	126	P	H
	*	5670	107.46	-	-	96.2	31.75	9.86	30.35	100	126	A	H
		5727.9	65.62	-2.58	68.2	54.21	31.93	9.86	30.38	100	126	P	H
		5442.05	49.89	-24.11	74	38.94	31.67	9.54	30.26	332	71	P	V
		5462.7	49.54	-18.66	68.2	38.52	31.7	9.58	30.26	332	71	P	V
		5431.9	42.23	-11.77	54	31.3	31.67	9.52	30.26	332	71	A	V
	*	5670	112.53	-	-	101.27	31.75	9.86	30.35	332	71	P	V
	*	5670	104.59	-	-	93.33	31.75	9.86	30.35	332	71	A	V
		5727.375	61.77	-6.43	68.2	50.36	31.93	9.86	30.38	332	71	P	V
<b>Remark</b>	<ol style="list-style-type: none"> <li>No other spurious found.</li> <li>All results are PASS against Peak and Average limit line.</li> </ol>												



**Band 3 - 5470~5725MHz**

**WIFI 802.11ac VHT40 (Harmonic @ 3m)**

WIFI Ant. 1+2	Note	Frequency ( MHz )	Level ( dBμV/m )	Over Limit ( dB )	Limit Line ( dBμV/m )	Read Level ( dBμV )	Antenna Factor ( dB/m )	Path Loss ( dB )	Preamp Factor ( dB )	Ant Pos ( cm )	Table Pos ( deg )	Peak Avg. ( P/A )	Pol. ( H/V )
802.11ac VHT40 CH 102 5510MHz		11020	45.81	-28.19	74	53.31	40.33	13.89	61.72	100	0	P	H
		16530	44.89	-23.31	68.2	48.28	38.7	17.6	59.69	100	0	P	H
													H
													H
		11020	45.25	-28.75	74	52.75	40.33	13.89	61.72	100	0	P	V
		16530	46.01	-22.19	68.2	49.4	38.7	17.6	59.69	100	0	P	V
													V
802.11ac VHT40 CH 110 5550MHz		11100	46.04	-27.96	74	53.86	40	13.98	61.8	100	0	P	H
		16650	46.5	-21.7	68.2	49.15	39.2	17.82	59.67	100	0	P	H
													H
													H
		11100	45.33	-28.67	74	53.15	40	13.98	61.8	100	0	P	V
		16650	47.63	-20.57	68.2	50.28	39.2	17.82	59.67	100	0	P	V
													V
802.11ac VHT40 CH 134 5670MHz		11340	46.13	-27.87	74	53.77	39.87	14.53	62.04	100	0	P	H
		17010	47.93	-20.27	68.2	48.92	40.5	18.09	59.58	100	0	P	H
													H
													H
		11340	46.64	-27.36	74	54.28	39.87	14.53	62.04	100	0	P	V
		17010	48.5	-19.7	68.2	49.49	40.5	18.09	59.58	100	0	P	V
													V
Remark	1. No other spurious found.												
	2. All results are PASS against Peak and Average limit line.												



Band 3 5470~5725MHz

WIFI 802.11ac VHT80 (Band Edge @ 3m)

WIFI Ant. 1+2	Note	Frequency ( MHz )	Level ( dBμV/m )	Over Limit ( dB )	Limit Line ( dBμV/m )	Read Level (dBμV)	Antenna Factor ( dB/m )	Path Loss ( dB )	Preamp Factor ( dB )	Ant Pos ( cm )	Table Pos ( deg )	Peak Avg. (P/A)	Pol. (H/V)
802.11ac VHT80 CH 106 5530MHz		5458.24	59.32	-14.68	74	48.31	31.7	9.57	30.26	100	126	P	H
		5460.16	59.46	-8.74	68.2	48.44	31.7	9.58	30.26	100	126	P	H
		5458	51.71	-2.29	54	40.7	31.7	9.57	30.26	100	126	A	H
	*	5530	107.27	-	-	96.11	31.73	9.71	30.28	100	126	P	H
	*	5530	99.26	-	-	88.1	31.73	9.71	30.28	100	126	A	H
		5762.165	51.17	-17.03	68.2	39.63	32.07	9.87	30.4	100	126	P	H
		5459.44	55.78	-18.22	74	44.76	31.7	9.58	30.26	276	287	P	V
		5464.48	55.84	-12.36	68.2	44.81	31.7	9.59	30.26	276	287	P	V
		5459.92	48.59	-5.41	54	37.57	31.7	9.58	30.26	276	287	A	V
	*	5530	104.64	-	-	93.48	31.73	9.71	30.28	276	287	P	V
	*	5530	97.15	-	-	85.99	31.73	9.71	30.28	276	287	A	V
	5733.5	50.11	-18.09	68.2	38.7	31.93	9.86	30.38	276	287	P	V	
802.11ac VHT80 CH 122 5610MHz		5452.72	56.14	-17.86	74	45.14	31.7	9.56	30.26	100	118	P	H
		5467.12	58.33	-9.87	68.2	47.3	31.7	9.59	30.26	100	118	P	H
		5452.96	46.7	-7.3	54	35.7	31.7	9.56	30.26	100	118	A	H
	*	5610	112.8	-	-	101.47	31.8	9.85	30.32	100	118	P	H
	*	5610	105.1	-	-	93.77	31.8	9.85	30.32	100	118	A	H
		5732.87	65.09	-3.11	68.2	53.68	31.93	9.86	30.38	100	118	P	H
		5452.96	53.73	-20.27	74	42.73	31.7	9.56	30.26	338	71	P	V
		5469.52	55.76	-12.44	68.2	44.72	31.7	9.6	30.26	338	71	P	V
		5459.68	44.97	-9.03	54	33.95	31.7	9.58	30.26	338	71	A	V
	*	5610	110.08	-	-	98.75	31.8	9.85	30.32	338	71	P	V
	*	5610	102.34	-	-	91.01	31.8	9.85	30.32	338	71	A	V
	5731.925	62.13	-6.07	68.2	50.72	31.93	9.86	30.38	338	71	P	V	
Remark	1. No other spurious found. 2. All results are PASS against Peak and Average limit line.												



**Band 3 5470~5725MHz**

**WIFI 802.11ac VHT80 (Harmonic @ 3m)**

WIFI Ant. 1+2	Note	Frequency ( MHz )	Level ( dBμV/m )	Over Limit ( dB )	Limit Line ( dBμV/m )	Read Level (dBμV)	Antenna Factor ( dB/m )	Path Loss ( dB )	Preamp Factor ( dB )	Ant Pos ( cm )	Table Pos ( deg )	Peak Avg. (P/A)	Pol. (H/V)	
802.11ac VHT80 CH 106 5530MHz		11060	45.76	-28.24	74	53.45	40.13	13.94	61.76	100	0	P	H	
		16590	46.96	-21.24	68.2	50.08	38.85	17.71	59.68	100	0	P	H	
													H	
													H	
			11060	46.21	-27.79	74	53.9	40.13	13.94	61.76	100	0	P	V
			16590	46.32	-21.88	68.2	49.44	38.85	17.71	59.68	100	0	P	V
														V
802.11ac VHT80 CH 122 5610MHz		11220	45.75	-28.25	74	53.47	39.88	14.32	61.92	100	0	P	H	
		16830	47.31	-20.89	68.2	48.78	40.2	17.96	59.63	100	0	P	H	
													H	
													H	
			11220	45.9	-28.1	74	53.62	39.88	14.32	61.92	100	0	P	V
			16830	47.45	-20.75	68.2	48.92	40.2	17.96	59.63	100	0	P	V
														V
Remark	1. No other spurious found.													
	2. All results are PASS against Peak and Average limit line.													



**Band 3 - Straddle Channel**

**WIFI 802.11a (Band Edge @ 3m)**

WIFI	Note	Frequency	Level	Over	Limit	Read	Antenna	Path	Preamp	Ant	Table	Peak	Pol.
Ant.				Limit	Line	Level	Factor	Loss	Factor	Pos	Pos	Avg.	
1+2		( MHz )	( dBμV/m )	( dB )	( dBμV/m )	( dBμV )	( dB/m )	( dB )	( dB )	( cm )	( deg )	( P/A )	( H/V )
<b>802.11a CH 144 5720MHz</b>		5425.66	49.89	-24.11	74	39.01	31.63	9.51	30.26	100	115	P	H
		5463.88	48.39	-19.81	68.2	37.37	31.7	9.58	30.26	100	115	P	H
		5454.52	40.88	-13.12	54	29.87	31.7	9.57	30.26	100	115	A	H
	*	5720	116.55	-	-	105.13	31.93	9.86	30.37	100	115	P	H
	*	5720	109.2	-	-	97.78	31.93	9.86	30.37	100	115	A	H
		5876.5	52.86	-15.34	68.2	41.08	32.27	9.97	30.46	100	115	P	H
		5442.82	49.48	-24.52	74	38.53	31.67	9.54	30.26	310	70	P	V
		5464.66	48.81	-19.39	68.2	37.78	31.7	9.59	30.26	310	70	P	V
		5447.5	40.61	-13.39	54	29.62	31.7	9.55	30.26	310	70	A	V
	*	5720	114.55	-	-	103.13	31.93	9.86	30.37	310	70	P	V
	*	5720	107.19	-	-	95.77	31.93	9.86	30.37	310	70	A	V
		5852.25	52	-16.2	68.2	40.3	32.2	9.94	30.44	310	70	P	V
<b>Remark</b>	1. No other spurious found. 2. All results are PASS against Peak and Average limit line.												





**Band 3 - Straddle Channel**  
**WIFI 802.11a (Harmonic @ 3m)**

WIFI Ant. 1+2	Note	Frequency ( MHz )	Level ( dBμV/m )	Over Limit ( dB )	Limit Line ( dBμV/m )	Read Level (dBμV)	Antenna Factor ( dB/m )	Path Loss ( dB )	Preamp Factor ( dB )	Ant Pos ( cm )	Table Pos ( deg )	Peak Avg. (P/A)	Pol. (H/V)	
802.11a CH 144 5720MHz		11440	45.52	-28.48	74	53.08	40.07	14.51	62.14	100	0	P	H	
		17160	48.25	-19.95	68.2	48.57	40.57	18.36	59.25	100	0	P	H	
													H	
													H	
			11440	45.32	-28.68	74	52.88	40.07	14.51	62.14	100	0	P	V
			17160	49.28	-18.92	68.2	49.6	40.57	18.36	59.25	100	0	P	V
														V
														V
<b>Remark</b>	1. No other spurious found. 2. All results are PASS against Peak and Average limit line.													



Band 3 - Straddle Channel
WIFI 802.11ac VHT20 (Band Edge @ 3m)

Table with 14 columns: WIFI Ant. 1+2, Note, Frequency (MHz), Level (dBµV/m), Over Limit (dB), Limit Line (dBµV/m), Read Level (dBµV), Antenna Factor (dB/m), Path Loss (dB), Preamp Factor (dB), Ant Pos (cm), Table Pos (deg), Peak Avg. (P/A), Pol. (H/V). Rows include frequency data for 802.11ac VHT20 CH 144 (5720MHz) and a Remark section.



**Band 3 - Straddle Channel**  
**WIFI 802.11ac VHT20 (Harmonic @ 3m)**

WIFI Ant. 1+2	Note	Frequency ( MHz )	Level ( dBμV/m )	Over Limit ( dB )	Limit Line ( dBμV/m )	Read Level (dBμV)	Antenna Factor ( dB/m )	Path Loss ( dB )	Preamp Factor ( dB )	Ant Pos ( cm )	Table Pos ( deg )	Peak Avg. (P/A)	Pol. (H/V)	
802.11ac VHT20 CH 144 5720MHz		11440	45.6	-28.4	74	53.16	40.07	14.51	62.14	100	0	P	H	
		17160	47.96	-20.24	68.2	48.28	40.57	18.36	59.25	100	0	P	H	
													H	
													H	
			11440	45.8	-28.2	74	53.36	40.07	14.51	62.14	100	0	P	V
			17160	48.51	-19.69	68.2	48.83	40.57	18.36	59.25	100	0	P	V
														V
														V
<b>Remark</b>	1. No other spurious found. 2. All results are PASS against Peak and Average limit line.													



**Band 3 - Straddle Channel**  
**WIFI 802.11ac VHT40 (Band Edge @ 3m)**

WIFI Ant. 1+2	Note	Frequency ( MHz )	Level ( dBμV/m )	Over Limit ( dB )	Limit Line ( dBμV/m )	Read Level ( dBμV )	Antenna Factor ( dB/m )	Path Loss ( dB )	Preamp Factor ( dB )	Ant Pos ( cm )	Table Pos ( deg )	Peak Avg. ( P/A )	Pol. ( H/V )
<b>802.11ac VHT40 CH 142 5710MHz</b>		5365.21	52.03	-21.97	74	41.4	31.47	9.43	30.27	100	116	P	H
		5460.76	49.78	-18.42	68.2	38.76	31.7	9.58	30.26	100	116	P	H
		5452.57	42.43	-11.57	54	31.43	31.7	9.56	30.26	100	116	A	H
	*	5710	115.68	-	-	104.32	31.87	9.86	30.37	100	116	P	H
	*	5710	108.07	-	-	96.71	31.87	9.86	30.37	100	116	A	H
		5877.75	53.06	-15.14	68.2	41.28	32.27	9.97	30.46	100	116	P	H
		5419.03	50.66	-23.34	74	39.79	31.63	9.5	30.26	329	70	P	V
		5463.49	50.09	-18.11	68.2	39.07	31.7	9.58	30.26	329	70	P	V
		5443.21	42	-12	54	31.05	31.67	9.54	30.26	329	70	A	V
	*	5710	113.05	-	-	101.69	31.87	9.86	30.37	329	70	P	V
	*	5710	105.35	-	-	93.99	31.87	9.86	30.37	329	70	A	V
	5873	52	-16.2	68.2	40.22	32.27	9.96	30.45	329	70	P	V	
<b>Remark</b>	1. No other spurious found. 2. All results are PASS against Peak and Average limit line.												



**Band 3 - Straddle Channel**  
**WIFI 802.11ac VHT40 (Harmonic @ 3m)**

WIFI Ant. 1+2	Note	Frequency ( MHz )	Level ( dBμV/m )	Over Limit ( dB )	Limit Line ( dBμV/m )	Read Level ( dBμV )	Antenna Factor ( dB/m )	Path Loss ( dB )	Preamp Factor ( dB )	Ant Pos ( cm )	Table Pos ( deg )	Peak Avg. (P/A)	Pol. (H/V)	
802.11ac VHT40 CH 142 5710MHz		11420	45.63	-28.37	74	53.2	40.03	14.52	62.12	100	0	P	H	
		17130	48.22	-19.98	68.2	48.7	40.53	18.3	59.31	100	0	P	H	
													H	
													H	
			11420	47.23	-26.77	74	54.8	40.03	14.52	62.12	100	0	P	V
			17130	48.81	-19.39	68.2	49.29	40.53	18.3	59.31	100	0	P	V
														V
													V	
<b>Remark</b>	1. No other spurious found. 2. All results are PASS against Peak and Average limit line.													



Band 3 - Straddle Channel
WIFI 802.11ac VHT80 (Band Edge @ 3m)

Table with 14 columns: WIFI Ant. 1+2, Note, Frequency (MHz), Level (dBµV/m), Over Limit (dB), Limit Line (dBµV/m), Read Level (dBµV), Antenna Factor (dB/m), Path Loss (dB), Preamp Factor (dB), Ant Pos (cm), Table Pos (deg), Peak Avg. (P/A), Pol. (H/V). Rows include test results for 802.11ac VHT80 CH 138 5690MHz and a Remark section.



**Band 3 - Straddle Channel**  
**WIFI 802.11ac VHT80 (Harmonic @ 3m)**

WIFI Ant. 1+2	Note	Frequency ( MHz )	Level ( dBμV/m )	Over Limit ( dB )	Limit Line ( dBμV/m )	Read Level (dBμV)	Antenna Factor ( dB/m )	Path Loss ( dB )	Preamp Factor ( dB )	Ant Pos ( cm )	Table Pos ( deg )	Peak Avg. (P/A)	Pol. (H/V)	
802.11ac VHT80 CH 138 5690MHz		11380	45.38	-28.62	74	52.96	39.97	14.53	62.08	100	0	P	H	
		17070	48.02	-20.18	68.2	48.78	40.5	18.19	59.45	100	0	P	H	
													H	
													H	
			11380	46.11	-27.89	74	53.69	39.97	14.53	62.08	100	0	P	V
			17070	48.27	-19.93	68.2	49.03	40.5	18.19	59.45	100	0	P	V
														V
														V
<b>Remark</b>	1. No other spurious found. 2. All results are PASS against Peak and Average limit line.													



Emission below 1GHz

WIFI 802.11ac VHT40 (LF @ 3m)

WIFI	Note	Frequency	Level	Over	Limit	Read	Antenna	Path	Preamp	Ant	Table	Peak	Pol.	
Ant.				Limit	Line	Level	Factor	Loss	Factor	Pos	Pos	Avg.		
1+2		( MHz )	( dBμV/m )	( dB )	( dBμV/m )	( dBμV )	( dB/m )	( dB )	( dB )	( cm )	( deg )	( P/A )	( H/V )	
802.11ac VHT40 LF		89.17	21.58	-21.92	43.5	38.2	14.62	1.29	32.53	-	-	P	H	
		116.33	26.36	-17.14	43.5	40.12	17.33	1.42	32.51	-	-	P	H	
		295.78	24.29	-21.71	46	35.32	19.22	2.29	32.54	-	-	P	H	
		729.37	35.74	-10.26	46	36.94	27.66	3.48	32.34	-	-	P	H	
		824.43	39.09	-6.91	46	39.21	28.19	3.76	32.07	100	0	P	H	
		909.79	37.95	-8.05	46	36.25	29.29	3.97	31.56	-	-	P	H	
														H
														H
														H
														H
														H
														H
														H
			30	24.06	-15.94	40	30.78	25.2	0.7	32.62	-	-	P	V
			118.27	21.67	-21.83	43.5	35.25	17.5	1.43	32.51	-	-	P	V
			303.54	22.87	-23.13	46	33.82	19.3	2.29	32.54	-	-	P	V
			354.95	22.77	-23.23	46	32.3	20.6	2.42	32.55	-	-	P	V
			473.29	26.97	-19.03	46	33.25	23.5	2.78	32.56	-	-	P	V
			824.43	37.59	-8.41	46	37.71	28.19	3.76	32.07	100	0	P	V
														V
													V	
													V	
													V	
													V	
													V	
Remark	1. No other spurious found. 2. All results are PASS against limit line.													





<TXBF Mode>

Band 1 - 5150~5250MHz

WIFI 802.11ac VHT20 (Band Edge @ 3m)

WIFI Ant.	Note	Frequency	Level	Over Limit	Limit Line	Read Level	Antenna Factor	Path Loss	Preamp Factor	Ant Pos	Table Pos	Peak Avg.	Pol.	
1+2		( MHz )	( dBμV/m )	( dB )	( dBμV/m )	( dBμV )	( dB/m )	( dB )	( dB )	( cm )	( deg )	( P/A )	( H/V )	
802.11ac VHT20 CH 36 5180MHz		5145.08	55.56	-18.44	74	44.78	31.8	9.25	30.27	100	122	P	H	
		5150	47.07	-6.93	54	36.28	31.8	9.26	30.27	100	122	A	H	
	*	5180	117.49	-	-	106.8	31.67	9.29	30.27	100	122	P	H	
	*	5180	107.25	-	-	96.56	31.67	9.29	30.27	100	122	A	H	
													H	
													H	
			5148.72	53.46	-20.54	74	42.68	31.8	9.25	30.27	275	274	P	V
			5150	43.53	-10.47	54	32.74	31.8	9.26	30.27	275	274	A	V
		*	5180	113.65	-	-	102.96	31.67	9.29	30.27	275	274	P	V
		*	5180	104.27	-	-	93.58	31.67	9.29	30.27	275	274	A	V
													V	
													V	
802.11ac VHT20 CH 44 5220MHz		5082.16	50.91	-23.09	74	40.11	31.9	9.18	30.28	100	119	P	H	
		5150	42.38	-11.62	54	31.59	31.8	9.26	30.27	100	119	A	H	
	*	5220	117.55	-	-	106.96	31.53	9.33	30.27	100	119	P	H	
	*	5220	107.31	-	-	96.72	31.53	9.33	30.27	100	119	A	H	
			5425.56	51.61	-22.39	74	40.73	31.63	9.51	30.26	100	119	P	H
			5354.44	41.36	-12.64	54	30.8	31.4	9.43	30.27	100	119	A	H
			5140.14	51.11	-22.89	74	40.34	31.8	9.24	30.27	338	65	P	V
			5149.76	40.86	-13.14	54	30.08	31.8	9.25	30.27	338	65	A	V
		*	5220	114.6	-	-	104.01	31.53	9.33	30.27	338	65	P	V
		*	5220	104.9	-	-	94.31	31.53	9.33	30.27	338	65	A	V
		5366.2	51.08	-22.92	74	40.45	31.47	9.43	30.27	338	65	P	V	
		5460	40.5	-13.5	54	29.48	31.7	9.58	30.26	338	65	A	V	



WIFI Ant. 1+2	Note	Frequency ( MHz )	Level ( dBμV/m )	Over Limit ( dB )	Limit Line ( dBμV/m )	Read Level (dBμV)	Antenna Factor ( dB/m )	Path Loss ( dB )	Preamp Factor ( dB )	Ant Pos ( cm )	Table Pos ( deg )	Peak Avg. (P/A)	Pol. (H/V)
802.11ac VHT20 CH 48 5240MHz		5084.76	51.63	-22.37	74	40.83	31.9	9.18	30.28	100	122	P	H
		5149.76	41.58	-12.42	54	30.8	31.8	9.25	30.27	100	122	A	H
	*	5240	116.94	-	-	106.4	31.47	9.34	30.27	100	122	P	H
	*	5240	107.48	-	-	96.94	31.47	9.34	30.27	100	122	A	H
		5360.04	52.24	-21.76	74	41.68	31.4	9.43	30.27	100	122	P	H
		5350	41.91	-12.09	54	31.36	31.4	9.42	30.27	100	122	A	H
		5098.28	50.26	-23.74	74	39.44	31.9	9.2	30.28	334	72	P	V
		5149.76	40.56	-13.44	54	29.78	31.8	9.25	30.27	334	72	A	V
	*	5240	115.01	-	-	104.47	31.47	9.34	30.27	334	72	P	V
	*	5240	104.77	-	-	94.23	31.47	9.34	30.27	334	72	A	V
		5363.4	50.15	-23.85	74	39.52	31.47	9.43	30.27	334	72	P	V
		5351.36	40.49	-13.51	54	29.94	31.4	9.42	30.27	334	72	A	V
Remark	1. No other spurious found. 2. All results are PASS against Peak and Average limit line.												



**Band 1 5150~5250MHz**

**WIFI 802.11ac VHT20 (Harmonic @ 3m)**

WIFI Ant. 1+2	Note	Frequency ( MHz )	Level ( dBμV/m )	Over Limit ( dB )	Limit Line ( dBμV/m )	Read Level (dBμV)	Antenna Factor ( dB/m )	Path Loss ( dB )	Preamp Factor ( dB )	Ant Pos ( cm )	Table Pos ( deg )	Peak Avg. (P/A)	Pol. (H/V)	
802.11ac VHT20 CH 36 5180MHz		10360	42	-26.2	68.2	52.88	39.37	13.57	63.82	100	0	P	H	
		15540	45.25	-28.75	74	52.55	37.93	17.01	62.24	100	0	P	H	
													H	
													H	
			10360	41.57	-26.63	68.2	52.45	39.37	13.57	63.82	100	0	P	V
			15540	45.56	-28.44	74	52.86	37.93	17.01	62.24	100	0	P	V
														V
802.11ac VHT20 CH 44 5220MHz		10440	45.32	-22.88	68.2	53.1	39.53	13.65	60.96	100	0	P	H	
		15660	44.75	-29.25	74	51.55	37.45	17.16	61.41	100	0	P	H	
													H	
													H	
			10440	44.28	-23.92	68.2	52.06	39.53	13.65	60.96	100	0	P	V
			15660	44.98	-29.02	74	51.78	37.45	17.16	61.41	100	0	P	V
														V
802.11ac VHT20 CH 48 5240MHz		10480	44.13	-24.07	68.2	51.92	39.58	13.68	61.05	100	0	P	H	
		15720	44.96	-29.04	74	51.79	37.3	17.21	61.34	100	0	P	H	
													H	
													H	
			10480	44.61	-23.59	68.2	52.4	39.58	13.68	61.05	100	0	P	V
			15720	45.72	-28.28	74	52.55	37.3	17.21	61.34	100	0	P	V
														V
Remark	1. No other spurious found.													
	2. All results are PASS against Peak and Average limit line.													



Band 1 5150~5250MHz

WIFI 802.11ac VHT40 (Band Edge @ 3m)

WIFI Ant. 1+2	Note	Frequency ( MHz )	Level ( dBμV/m )	Over Limit ( dB )	Limit Line ( dBμV/m )	Read Level (dBμV)	Antenna Factor ( dB/m )	Path Loss ( dB )	Preamp Factor ( dB )	Ant Pos ( cm )	Table Pos ( deg )	Peak Avg. (P/A)	Pol. (H/V)
802.11ac VHT40 CH 38 5190MHz		5148.2	62.34	-11.66	74	51.56	31.8	9.25	30.27	100	143	P	H
		5150	50.26	-3.74	54	39.47	31.8	9.26	30.27	100	143	A	H
	*	5190	110.87	-	-	100.17	31.67	9.3	30.27	100	143	P	H
	*	5190	101.33	-	-	90.63	31.67	9.3	30.27	100	143	A	H
		5446.84	52.77	-21.23	74	41.78	31.7	9.55	30.26	100	143	P	H
		5362.56	41.53	-12.47	54	30.9	31.47	9.43	30.27	100	143	A	H
		5146.64	61.89	-12.11	74	51.11	31.8	9.25	30.27	352	261	P	V
		5150	46.29	-7.71	54	35.5	31.8	9.26	30.27	352	261	A	V
	*	5190	107.45	-	-	96.75	31.67	9.3	30.27	352	261	P	V
	*	5190	97.79	-	-	87.09	31.67	9.3	30.27	352	261	A	V
		5402.04	50.36	-23.64	74	39.56	31.6	9.46	30.26	352	261	P	V
		5362.56	40.88	-13.12	54	30.25	31.47	9.43	30.27	352	261	A	V
802.11ac VHT40 CH 46 5230MHz		5148.2	57.96	-16.04	74	47.18	31.8	9.25	30.27	100	145	P	H
		5150	44.93	-9.07	54	34.14	31.8	9.26	30.27	100	145	A	H
	*	5230	113.66	-	-	103.13	31.47	9.33	30.27	100	145	P	H
	*	5230	104.6	-	-	94.07	31.47	9.33	30.27	100	145	A	H
		5417.72	52.67	-21.33	74	41.81	31.63	9.49	30.26	100	145	P	H
		5352.2	42.88	-11.12	54	32.33	31.4	9.42	30.27	100	145	A	H
		5146.64	52.57	-21.43	74	41.79	31.8	9.25	30.27	314	280	P	V
		5148.98	42.62	-11.38	54	31.84	31.8	9.25	30.27	314	280	A	V
	*	5230	111.88	-	-	101.35	31.47	9.33	30.27	314	280	P	V
	*	5230	102.37	-	-	91.84	31.47	9.33	30.27	314	280	A	V
	5353.32	52.63	-21.37	74	42.08	31.4	9.42	30.27	314	280	P	V	
	5352.2	42.15	-11.85	54	31.6	31.4	9.42	30.27	314	280	A	V	
Remark	1. No other spurious found. 2. All results are PASS against Peak and Average limit line.												



**Band 1 5150~5250MHz**

**WIFI 802.11ac VHT40 (Harmonic @ 3m)**

WIFI Ant. 1+2	Note	Frequency ( MHz )	Level ( dBµV/m )	Over Limit ( dB )	Limit Line ( dBµV/m )	Read Level (dBµV)	Antenna Factor ( dB/m )	Path Loss ( dB )	Preamp Factor ( dB )	Ant Pos ( cm )	Table Pos ( deg )	Peak Avg. (P/A)	Pol. (H/V)	
802.11ac VHT40 CH 38 5190MHz		10380	45.02	-23.18	68.2	52.81	39.43	13.59	60.81	100	0	P	H	
		15570	44.7	-29.3	74	51.4	37.77	17.05	61.52	100	0	P	H	
													H	
													H	
			10380	44.84	-23.36	68.2	52.63	39.43	13.59	60.81	100	0	P	V
			15570	45.51	-28.49	74	52.21	37.77	17.05	61.52	100	0	P	V
														V
802.11ac VHT40 CH 46 5230MHz		10460	44.11	-24.09	68.2	51.9	39.55	13.66	61	100	0	P	H	
		15690	44.75	-29.25	74	51.58	37.35	17.19	61.37	100	0	P	H	
													H	
													H	
			10460	44.61	-23.59	68.2	52.4	39.55	13.66	61	100	0	P	V
			15690	44.59	-29.41	74	51.42	37.35	17.19	61.37	100	0	P	V
														V
Remark	1. No other spurious found.													
	2. All results are PASS against Peak and Average limit line.													



Band 1 5150~5250MHz

WIFI 802.11ac VHT80 (Band Edge @ 3m)

WIFI Ant. 1+2	Note	Frequency ( MHz )	Level ( dBμV/m )	Over Limit ( dB )	Limit Line ( dBμV/m )	Read Level (dBμV)	Antenna Factor ( dB/m )	Path Loss ( dB )	Preamp Factor ( dB )	Ant Pos ( cm )	Table Pos ( deg )	Peak Avg. (P/A)	Pol. (H/V)
802.11ac VHT80 CH 42 5210MHz		5145.08	62.29	-11.71	74	51.51	31.8	9.25	30.27	100	120	P	H
		5148.98	51.82	-2.18	54	41.04	31.8	9.25	30.27	100	120	A	H
	*	5210	108.97	-	-	98.39	31.53	9.32	30.27	100	120	P	H
	*	5210	98.58	-	-	88	31.53	9.32	30.27	100	120	A	H
		5421.64	51.15	-22.85	74	40.28	31.63	9.5	30.26	100	120	P	H
		5350.8	41.59	-12.41	54	31.04	31.4	9.42	30.27	100	120	A	H
		5148.98	57.25	-16.75	74	46.47	31.8	9.25	30.27	304	274	P	V
		5148.46	47.73	-6.27	54	36.95	31.8	9.25	30.27	304	274	A	V
	*	5210	106.59	-	-	96.01	31.53	9.32	30.27	304	274	P	V
	*	5210	96.84	-	-	86.26	31.53	9.32	30.27	304	274	A	V
		5356.12	49.92	-24.08	74	39.36	31.4	9.43	30.27	304	274	P	V
		5350	40.84	-13.16	54	30.29	31.4	9.42	30.27	304	274	A	V
Remark	1. No other spurious found. 2. All results are PASS against Peak and Average limit line.												



**Band 1 5150~5250MHz**

**WIFI 802.11ac VHT80 (Harmonic @ 3m)**

WIFI Ant. 1+2	Note	Frequency ( MHz )	Level ( dBμV/m )	Over Limit ( dB )	Limit Line ( dBμV/m )	Read Level (dBμV)	Antenna Factor ( dB/m )	Path Loss ( dB )	Preamp Factor ( dB )	Ant Pos ( cm )	Table Pos ( deg )	Peak Avg. (P/A)	Pol. (H/V)	
802.11ac VHT80 CH 42 5210MHz		10420	44.59	-23.61	68.2	52.36	39.52	13.62	60.91	100	0	P	H	
		15630	44.89	-29.11	74	51.71	37.5	17.12	61.44	100	0	P	H	
													H	
													H	
			10420	44.97	-23.23	68.2	52.74	39.52	13.62	60.91	100	0	P	V
			15630	45.09	-28.91	74	51.91	37.5	17.12	61.44	100	0	P	V
														V
													V	
<b>Remark</b>	1. No other spurious found. 2. All results are PASS against Peak and Average limit line.													



Band 2 - 5250~5350MHz

WIFI 802.11ac VHT20 (Band Edge @ 3m)

WIFI	Note	Frequency	Level	Over	Limit	Read	Antenna	Path	Preamp	Ant	Table	Peak	Pol.
Ant.				Limit	Line	Level	Factor	Loss	Factor	Pos	Pos	Avg.	
1+2		( MHz )	( dBμV/m )	( dB )	( dBμV/m )	( dBμV )	( dB/m )	( dB )	( dB )	( cm )	( deg )	(P/A)	(H/V)
802.11ac VHT20 CH 52 5260MHz		5144.16	50.42	-23.58	74	39.64	31.8	9.25	30.27	100	118	P	H
		5149.26	40.83	-13.17	54	30.05	31.8	9.25	30.27	100	118	A	H
	*	5260	117.45	-	-	106.96	31.4	9.36	30.27	100	118	P	H
	*	5260	107.04	-	-	96.55	31.4	9.36	30.27	100	118	A	H
		5350.8	52.74	-21.26	74	42.19	31.4	9.42	30.27	100	118	P	H
		5350.32	42.95	-11.05	54	32.4	31.4	9.42	30.27	100	118	A	H
		5028.9	51.57	-22.43	74	40.93	31.8	9.12	30.28	355	66	P	V
		5107.78	40.33	-13.67	54	29.53	31.87	9.21	30.28	355	66	A	V
	*	5260	115.03	-	-	104.54	31.4	9.36	30.27	355	66	P	V
	*	5260	104.8	-	-	94.31	31.4	9.36	30.27	355	66	A	V
		5355.12	50.7	-23.3	74	40.14	31.4	9.43	30.27	355	66	P	V
	5350.32	41.22	-12.78	54	30.67	31.4	9.42	30.27	355	66	A	V	
802.11ac VHT20 CH 60 5300MHz		5130.56	50.41	-23.59	74	39.62	31.83	9.23	30.27	100	118	P	H
		5109.82	40.27	-13.73	54	29.47	31.87	9.21	30.28	100	118	A	H
	*	5300	116.7	-	-	106.18	31.4	9.39	30.27	100	118	P	H
	*	5300	106.68	-	-	96.16	31.4	9.39	30.27	100	118	A	H
		5358	54.45	-19.55	74	43.89	31.4	9.43	30.27	100	118	P	H
		5350.56	45.27	-8.73	54	34.72	31.4	9.42	30.27	100	118	A	H
		5140.08	50.65	-23.35	74	39.88	31.8	9.24	30.27	330	69	P	V
		5106.76	40.17	-13.83	54	29.37	31.87	9.21	30.28	330	69	A	V
	*	5300	114.57	-	-	104.05	31.4	9.39	30.27	330	69	P	V
	*	5300	104.61	-	-	94.09	31.4	9.39	30.27	330	69	A	V
		5362.8	52.66	-21.34	74	42.03	31.47	9.43	30.27	330	69	P	V
	5350.08	43.16	-10.84	54	32.61	31.4	9.42	30.27	330	69	A	V	





WIFI Ant. 1+2	Note	Frequency ( MHz )	Level ( dBμV/m )	Over Limit ( dB )	Limit Line ( dBμV/m )	Read Level (dBμV)	Antenna Factor ( dB/m )	Path Loss ( dB )	Preamp Factor ( dB )	Ant Pos ( cm )	Table Pos ( deg )	Peak Avg. (P/A)	Pol. (H/V)
802.11ac VHT20 CH 64 5320MHz	*	5320	116.17	-	-	105.64	31.4	9.4	30.27	100	117	P	H
	*	5320	106.25	-	-	95.72	31.4	9.4	30.27	100	117	A	H
		5351.2	56.31	-17.69	74	45.76	31.4	9.42	30.27	100	117	P	H
		5350.08	45.93	-8.07	54	35.38	31.4	9.42	30.27	100	117	A	H
													H
													H
	*	5320	114.27	-	-	103.74	31.4	9.4	30.27	327	67	P	V
	*	5320	104.14	-	-	93.61	31.4	9.4	30.27	327	67	A	V
		5351.68	53.36	-20.64	74	42.81	31.4	9.42	30.27	327	67	P	V
		5350.08	44.25	-9.75	54	33.7	31.4	9.42	30.27	327	67	A	V
												V	
												V	
<b>Remark</b>	<ol style="list-style-type: none"> <li>No other spurious found.</li> <li>All results are PASS against Peak and Average limit line.</li> </ol>												



**Band 2 5250~5350MHz**

**WIFI 802.11ac VHT20 (Harmonic @ 3m)**

WIFI Ant. 1+2	Note	Frequency ( MHz )	Level ( dBμV/m )	Over Limit ( dB )	Limit Line ( dBμV/m )	Read Level (dBμV)	Antenna Factor ( dB/m )	Path Loss ( dB )	Preamp Factor ( dB )	Ant Pos ( cm )	Table Pos ( deg )	Peak Avg. (P/A)	Pol. (H/V)	
802.11ac VHT20 CH 52 5260MHz		10520	44.38	-23.82	68.2	52.18	39.63	13.69	61.12	100	0	P	H	
		15780	44.77	-29.23	74	51.46	37.3	17.27	61.26	100	0	P	H	
													H	
													H	
			10520	44.07	-24.13	68.2	51.87	39.63	13.69	61.12	100	0	P	V
			15780	44.58	-29.42	74	51.27	37.3	17.27	61.26	100	0	P	V
														V
802.11ac VHT20 CH 60 5300MHz		10600	44.58	-29.42	74	52.29	39.8	13.71	61.22	100	0	P	H	
		15900	44.97	-29.03	74	51.71	37	17.38	61.12	100	0	P	H	
													H	
													H	
			10600	46.38	-27.62	74	54.09	39.8	13.71	61.22	100	0	P	V
			15900	45.17	-28.83	74	51.91	37	17.38	61.12	100	0	P	V
														V
802.11ac VHT20 CH 64 5320MHz		10640	45.9	-28.1	74	53.65	39.8	13.72	61.27	100	0	P	H	
		15960	44.9	-29.1	74	51.69	36.93	17.33	61.05	100	0	P	H	
													H	
													H	
			10640	45.3	-28.7	74	53.05	39.8	13.72	61.27	100	0	P	V
			15960	44.03	-29.97	74	50.82	36.93	17.33	61.05	100	0	P	V
														V
Remark	1. No other spurious found.													
	2. All results are PASS against Peak and Average limit line.													



Band 2 5250~5350MHz

WIFI 802.11ac VHT40 (Band Edge @ 3m)

WIFI Ant. 1+2	Note	Frequency ( MHz )	Level ( dBμV/m )	Over Limit ( dB )	Limit Line ( dBμV/m )	Read Level (dBμV)	Antenna Factor ( dB/m )	Path Loss ( dB )	Preamp Factor ( dB )	Ant Pos ( cm )	Table Pos ( deg )	Peak Avg. (P/A)	Pol. (H/V)
802.11ac VHT40 CH 54 5270MHz		5119.34	50.19	-23.81	74	39.38	31.87	9.22	30.28	100	146	P	H
		5148.58	41.38	-12.62	54	30.6	31.8	9.25	30.27	100	146	A	H
	*	5270	115.09	-	-	104.6	31.4	9.36	30.27	100	146	P	H
	*	5270	104.34	-	-	93.85	31.4	9.36	30.27	100	146	A	H
		5352.48	57.37	-16.63	74	46.82	31.4	9.42	30.27	100	146	P	H
		5350.8	47.13	-6.87	54	36.58	31.4	9.42	30.27	100	146	A	H
		5130.56	50.61	-23.39	74	39.82	31.83	9.23	30.27	313	280	P	V
		5147.9	40.58	-13.42	54	29.8	31.8	9.25	30.27	313	280	A	V
	*	5270	112.07	-	-	101.58	31.4	9.36	30.27	313	280	P	V
	*	5270	101.79	-	-	91.3	31.4	9.36	30.27	313	280	A	V
		5352.72	55.16	-18.84	74	44.61	31.4	9.42	30.27	313	280	P	V
		5350.08	45.44	-8.56	54	34.89	31.4	9.42	30.27	313	280	A	V
802.11ac VHT40 CH 62 5310MHz		5148.24	51.08	-22.92	74	40.3	31.8	9.25	30.27	100	142	P	H
		5106.76	40.42	-13.58	54	29.62	31.87	9.21	30.28	100	142	A	H
	*	5310	109.12	-	-	98.6	31.4	9.39	30.27	100	142	P	H
	*	5310	99.72	-	-	89.2	31.4	9.39	30.27	100	142	A	H
		5354.88	56.47	-17.53	74	45.91	31.4	9.43	30.27	100	142	P	H
		5351.28	47.94	-6.06	54	37.39	31.4	9.42	30.27	100	142	A	H
		5034	50.7	-23.3	74	40.05	31.8	9.13	30.28	308	279	P	V
		5085	40.31	-13.69	54	29.51	31.9	9.18	30.28	308	279	A	V
	*	5310	107.41	-	-	96.89	31.4	9.39	30.27	308	279	P	V
	*	5310	97.86	-	-	87.34	31.4	9.39	30.27	308	279	A	V
	5351.04	55.23	-18.77	74	44.68	31.4	9.42	30.27	308	279	P	V	
	5350.08	46.28	-7.72	54	35.73	31.4	9.42	30.27	308	279	A	V	
Remark	1. No other spurious found. 2. All results are PASS against Peak and Average limit line.												



**Band 2 5250~5350MHz**

**WIFI 802.11ac VHT40 (Harmonic @ 3m)**

WIFI Ant. 1+2	Note	Frequency ( MHz )	Level ( dBμV/m )	Over Limit ( dB )	Limit Line ( dBμV/m )	Read Level (dBμV)	Antenna Factor ( dB/m )	Path Loss ( dB )	Preamp Factor ( dB )	Ant Pos ( cm )	Table Pos ( deg )	Peak Avg. (P/A)	Pol. (H/V)	
802.11ac VHT40 CH 54 5270MHz		10540	44.08	-24.12	68.2	51.86	39.67	13.7	61.15	100	0	P	H	
		15810	45.75	-28.25	74	52.38	37.3	17.3	61.23	100	0	P	H	
													H	
													H	
			10540	43.99	-24.21	68.2	51.77	39.67	13.7	61.15	100	0	P	V
			15810	44.64	-29.36	74	51.27	37.3	17.3	61.23	100	0	P	V
														V
802.11ac VHT40 CH 62 5310MHz		10620	45.54	-28.46	74	53.26	39.8	13.72	61.24	100	0	P	H	
		15930	45.73	-28.27	74	52.48	36.97	17.36	61.08	100	0	P	H	
													H	
													H	
			10620	44.6	-29.4	74	52.32	39.8	13.72	61.24	100	0	P	V
			15930	44.73	-29.27	74	51.48	36.97	17.36	61.08	100	0	P	V
														V
Remark	1. No other spurious found.													
	2. All results are PASS against Peak and Average limit line.													



**Band 2 5250~5350MHz**

**WIFI 802.11ac VHT80 (Band Edge @ 3m)**

WIFI Ant. 1+2	Note	Frequency ( MHz )	Level ( dBμV/m )	Over Limit ( dB )	Limit Line ( dBμV/m )	Read Level (dBμV)	Antenna Factor ( dB/m )	Path Loss ( dB )	Preamp Factor ( dB )	Ant Pos ( cm )	Table Pos ( deg )	Peak Avg. (P/A)	Pol. (H/V)
<b>802.11ac VHT80 CH 58 5290MHz</b>		5132.26	50.64	-23.36	74	39.84	31.83	9.24	30.27	100	135	P	H
		5107.1	40.39	-13.61	54	29.59	31.87	9.21	30.28	100	135	A	H
	*	5290	103.12	-	-	92.61	31.4	9.38	30.27	100	135	P	H
	*	5290	93.94	-	-	83.43	31.4	9.38	30.27	100	135	A	H
		5374.56	70.33	-3.67	74	59.69	31.47	9.44	30.27	100	135	P	H
		5350.32	50.18	-3.82	54	39.63	31.4	9.42	30.27	100	135	A	H
		5100.98	50.42	-23.58	74	39.6	31.9	9.2	30.28	310	281	P	V
		5107.1	40.33	-13.67	54	29.53	31.87	9.21	30.28	310	281	A	V
	*	5290	101.05	-	-	90.54	31.4	9.38	30.27	310	281	P	V
	*	5290	91.24	-	-	80.73	31.4	9.38	30.27	310	281	A	V
		5357.04	57.16	-16.84	74	46.6	31.4	9.43	30.27	310	281	P	V
	5352.24	49.5	-4.5	54	38.95	31.4	9.42	30.27	310	281	A	V	
<b>Remark</b>	1. No other spurious found. 2. All results are PASS against Peak and Average limit line.												



Band 2 5250~5350MHz

WIFI 802.11ac VHT80 (Harmonic @ 3m)

WIFI Ant. 1+2	Note	Frequency ( MHz )	Level ( dBμV/m )	Over Limit ( dB )	Limit Line ( dBμV/m )	Read Level (dBμV)	Antenna Factor ( dB/m )	Path Loss ( dB )	Preamp Factor ( dB )	Ant Pos ( cm )	Table Pos ( deg )	Peak Avg. (P/A)	Pol. (H/V)	
802.11ac VHT80 CH 58 5290MHz		10580	45.42	-22.78	68.2	53.14	39.77	13.71	61.2	100	0	P	H	
		15870	44.18	-29.82	74	50.93	37.06	17.35	61.16	100	0	P	H	
													H	
													H	
			10580	44.21	-23.99	68.2	51.93	39.77	13.71	61.2	100	0	P	V
			15870	44.57	-29.43	74	51.32	37.06	17.35	61.16	100	0	P	V
														V
														V
Remark	1. No other spurious found. 2. All results are PASS against Peak and Average limit line.													



Band 3 - 5470~5725MHz

WIFI 802.11ac VHT20 (Band Edge @ 3m)

WIFI	Note	Frequency	Level	Over	Limit	Read	Antenna	Path	Preamp	Ant	Table	Peak	Pol.	
Ant.				Limit	Line	Level	Factor	Loss	Factor	Pos	Pos	Avg.		
1+2		( MHz )	( dBμV/m )	( dB )	( dBμV/m )	( dBμV )	( dB/m )	( dB )	( dB )	( cm )	( deg )	( P/A )	( H/V )	
802.11ac VHT20 CH 100 5500MHz		5458.96	55.68	-18.32	74	44.67	31.7	9.57	30.26	100	121	P	H	
		5468.88	62.43	-5.77	68.2	51.4	31.7	9.59	30.26	100	121	P	H	
		5459.92	44.92	-9.08	54	33.9	31.7	9.58	30.26	100	121	A	H	
	*	5500	115.93	-	-	104.83	31.7	9.66	30.26	100	121	P	H	
	*	5500	105.29	-	-	94.19	31.7	9.66	30.26	100	121	A	H	
														H
			5459.98	53.78	-20.22	74	42.76	31.7	9.58	30.26	327	72	P	V
			5468.72	61.04	-7.16	68.2	50.01	31.7	9.59	30.26	327	72	P	V
			5459.76	43.44	-10.56	54	32.42	31.7	9.58	30.26	327	72	A	V
	*		5500	113.67	-	-	102.57	31.7	9.66	30.26	327	72	P	V
	*		5500	103.54	-	-	92.44	31.7	9.66	30.26	327	72	A	V
													V	
802.11ac VHT20 CH 116 5580MHz		5450.32	50.57	-23.43	74	39.57	31.7	9.56	30.26	100	190	P	H	
		5460.64	51.05	-17.15	68.2	40.03	31.7	9.58	30.26	100	190	P	H	
		5459.44	40.9	-13.1	54	29.88	31.7	9.58	30.26	100	190	A	H	
	*	5580	115.1	-	-	103.79	31.8	9.81	30.3	100	190	P	H	
	*	5580	106	-	-	94.69	31.8	9.81	30.3	100	190	A	H	
			5733.5	50.34	-17.86	68.2	38.93	31.93	9.86	30.38	100	190	P	H
			5366.32	50.37	-23.63	74	39.74	31.47	9.43	30.27	316	84	P	V
			5466.64	50.07	-18.13	68.2	39.04	31.7	9.59	30.26	316	84	P	V
			5458.96	40.45	-13.55	54	29.44	31.7	9.57	30.26	316	84	A	V
	*		5580	114.46	-	-	103.15	31.8	9.81	30.3	316	84	P	V
	*		5580	104	-	-	92.69	31.8	9.81	30.3	316	84	A	V
		5736.965	51.18	-17.02	68.2	39.7	32	9.86	30.38	316	84	P	V	



WIFI Ant. 1+2	Note	Frequency ( MHz )	Level ( dBμV/m )	Over Limit ( dB )	Limit Line ( dBμV/m )	Read Level (dBμV)	Antenna Factor ( dB/m )	Path Loss ( dB )	Preamp Factor ( dB )	Ant Pos ( cm )	Table Pos ( deg )	Peak Avg. (P/A)	Pol. (H/V)
802.11ac VHT20 CH 140 5700MHz	*	5700	116.29	-	-	104.99	31.8	9.86	30.36	100	120	P	H
	*	5700	106.54	-	-	95.24	31.8	9.86	30.36	100	120	A	H
		5725.16	66.98	-1.22	68.2	55.57	31.93	9.86	30.38	100	120	P	H
													H
													H
													H
	*	5700	114.03	-	-	102.73	31.8	9.86	30.36	318	88	P	V
	*	5700	104.09	-	-	92.79	31.8	9.86	30.36	318	88	A	V
		5725.08	66.87	-1.33	68.2	55.46	31.93	9.86	30.38	318	88	P	V
													V
												V	
												V	
<b>Remark</b>	<ol style="list-style-type: none"> <li>No other spurious found.</li> <li>All results are PASS against Peak and Average limit line.</li> </ol>												





**Band 3 - 5470~5725MHz**

**WIFI 802.11ac VHT20 (Harmonic @ 3m)**

WIFI Ant. 1+2	Note	Frequency ( MHz )	Level ( dBμV/m )	Over Limit ( dB )	Limit Line ( dBμV/m )	Read Level (dBμV)	Antenna Factor ( dB/m )	Path Loss ( dB )	Preamp Factor ( dB )	Ant Pos ( cm )	Table Pos ( deg )	Peak Avg. (P/A)	Pol. (H/V)	
802.11ac VHT20 CH 100 5500MHz		11000	45.57	-28.43	74	53.01	40.4	13.86	61.7	100	0	P	H	
		16500	45.96	-22.24	68.2	49.51	38.6	17.55	59.7	100	0	P	H	
													H	
													H	
			11000	46.11	-27.89	74	53.55	40.4	13.86	61.7	100	0	P	V
			16500	46.45	-21.75	68.2	50	38.6	17.55	59.7	100	0	P	V
														V
802.11ac VHT20 CH 116 5580MHz		11160	45.57	-28.43	74	53.36	39.93	14.14	61.86	100	0	P	H	
		16740	47.14	-21.06	68.2	49.09	39.78	17.92	59.65	100	0	P	H	
													H	
													H	
			11160	45.46	-28.54	74	53.25	39.93	14.14	61.86	100	0	P	V
			16740	47.26	-20.94	68.2	49.21	39.78	17.92	59.65	100	0	P	V
														V
802.11ac VHT20 CH 140 5700MHz		11400	45.98	-28.02	74	53.55	40	14.53	62.1	100	0	P	H	
		17100	47.69	-20.51	68.2	48.33	40.5	18.24	59.38	100	0	P	H	
													H	
													H	
			11400	45.48	-28.52	74	53.05	40	14.53	62.1	100	0	P	V
			17100	48.44	-19.76	68.2	49.08	40.5	18.24	59.38	100	0	P	V
														V
Remark	1. No other spurious found.													
	2. All results are PASS against Peak and Average limit line.													



**Band 3 - 5470~5725MHz**

**WIFI 802.11ac VHT40 (Band Edge @ 3m)**

WIFI Ant. 1+2	Note	Frequency ( MHz )	Level ( dBµV/m )	Over Limit ( dB )	Limit Line ( dBµV/m )	Read Level ( dBµV )	Antenna Factor ( dB/m )	Path Loss ( dB )	Preamp Factor ( dB )	Ant Pos ( cm )	Table Pos ( deg )	Peak Avg. ( P/A )	Pol. ( H/V )
802.11ac VHT40 CH 102 5510MHz		5457.04	62.01	-11.99	74	51	31.7	9.57	30.26	100	194	P	H
		5468.8	66.44	-1.76	68.2	55.41	31.7	9.59	30.26	100	194	P	H
		5459.92	45.85	-8.15	54	34.83	31.7	9.58	30.26	100	194	A	H
	*	5510	109.81	-	-	98.71	31.7	9.67	30.27	100	194	P	H
	*	5510	99.3	-	-	88.2	31.7	9.67	30.27	100	194	A	H
		5752.085	53.31	-14.89	68.2	41.76	32.07	9.87	30.39	100	194	P	H
		5458.96	56.35	-17.65	74	45.34	31.7	9.57	30.26	320	283	P	V
		5468.32	59.02	-9.18	68.2	47.99	31.7	9.59	30.26	320	283	P	V
		5452.48	43.46	-10.54	54	32.46	31.7	9.56	30.26	320	283	A	V
	*	5510	105.04	-	-	93.94	31.7	9.67	30.27	320	283	P	V
	*	5510	95.58	-	-	84.48	31.7	9.67	30.27	320	283	A	V
	5731.61	51.04	-17.16	68.2	39.63	31.93	9.86	30.38	320	283	P	V	
802.11ac VHT40 CH 110 5550MHz		5457.76	54.91	-19.09	74	43.9	31.7	9.57	30.26	100	198	P	H
		5469.04	57.65	-10.55	68.2	46.62	31.7	9.59	30.26	100	198	P	H
		5453.92	45.38	-8.62	54	34.37	31.7	9.57	30.26	100	198	A	H
	*	5550	112.64	-	-	101.38	31.8	9.75	30.29	100	198	P	H
	*	5550	104.1	-	-	92.84	31.8	9.75	30.29	100	198	A	H
		5728.46	52.79	-15.41	68.2	41.38	31.93	9.86	30.38	100	198	P	H
		5458.48	52.79	-21.21	74	41.78	31.7	9.57	30.26	325	68	P	V
		5470	54.93	-13.27	68.2	43.89	31.7	9.6	30.26	325	68	P	V
		5459.92	42.33	-11.67	54	31.31	31.7	9.58	30.26	325	68	A	V
	*	5550	111.34	-	-	100.08	31.8	9.75	30.29	325	68	P	V
	*	5550	102.09	-	-	90.83	31.8	9.75	30.29	325	68	A	V
	5746.415	51.12	-17.08	68.2	39.65	32	9.86	30.39	325	68	P	V	



WIFI Ant. 1+2	Note	Frequency ( MHz )	Level ( dBµV/m )	Over Limit ( dB )	Limit Line ( dBµV/m )	Read Level (dBµV)	Antenna Factor ( dB/m )	Path Loss ( dB )	Preamp Factor ( dB )	Ant Pos ( cm )	Table Pos ( deg )	Peak Avg. (P/A)	Pol. (H/V)
802.11ac VHT40 CH 134 5670MHz		5399.7	50.65	-23.35	74	39.85	31.6	9.46	30.26	100	117	P	H
		5466.2	50.04	-18.16	68.2	39.01	31.7	9.59	30.26	100	117	P	H
		5458.85	40.53	-13.47	54	29.52	31.7	9.57	30.26	100	117	A	H
	*	5670	113.39	-	-	102.13	31.75	9.86	30.35	100	117	P	H
	*	5670	104.4	-	-	93.14	31.75	9.86	30.35	100	117	A	H
		5726.675	67.09	-1.11	68.2	55.68	31.93	9.86	30.38	100	117	P	H
		5388.15	50.27	-23.73	74	39.55	31.53	9.45	30.26	308	68	P	V
		5460	48.68	-19.52	68.2	37.66	31.7	9.58	30.26	308	68	P	V
		5457.1	40.15	-13.85	54	29.14	31.7	9.57	30.26	308	68	A	V
	*	5670	111.55	-	-	100.29	31.75	9.86	30.35	308	68	P	V
	*	5670	101.91	-	-	90.65	31.75	9.86	30.35	308	68	A	V
		5725.1	62.42	-5.78	68.2	51.01	31.93	9.86	30.38	308	68	P	V
<b>Remark</b>	1. No other spurious found. 2. All results are PASS against Peak and Average limit line.												



**Band 3 - 5470~5725MHz**

**WIFI 802.11ac VHT40 (Harmonic @ 3m)**

WIFI Ant. 1+2	Note	Frequency ( MHz )	Level ( dBμV/m )	Over Limit ( dB )	Limit Line ( dBμV/m )	Read Level ( dBμV )	Antenna Factor ( dB/m )	Path Loss ( dB )	Preamp Factor ( dB )	Ant Pos ( cm )	Table Pos ( deg )	Peak Avg. ( P/A )	Pol. ( H/V )	
802.11ac VHT40 CH 102 5510MHz		11020	46.31	-27.69	74	53.81	40.33	13.89	61.72	100	0	P	H	
		16530	45.24	-22.96	68.2	48.63	38.7	17.6	59.69	100	0	P	H	
													H	
													H	
			11020	46.4	-27.6	74	53.9	40.33	13.89	61.72	100	0	P	V
			16530	46.82	-21.38	68.2	50.21	38.7	17.6	59.69	100	0	P	V
														V
802.11ac VHT40 CH 110 5550MHz		11100	45.19	-28.81	74	53.01	40	13.98	61.8	100	0	P	H	
		16650	46.57	-21.63	68.2	49.22	39.2	17.82	59.67	100	0	P	H	
													H	
													H	
			11100	45.57	-28.43	74	53.39	40	13.98	61.8	100	0	P	V
			16650	46.01	-22.19	68.2	48.66	39.2	17.82	59.67	100	0	P	V
														V
802.11ac VHT40 CH 134 5670MHz		11340	46.72	-27.28	74	54.36	39.87	14.53	62.04	100	0	P	H	
		17010	48.2	-20	68.2	49.19	40.5	18.09	59.58	100	0	P	H	
													H	
													H	
			11340	45.66	-28.34	74	53.3	39.87	14.53	62.04	100	0	P	V
			17010	48.99	-19.21	68.2	49.98	40.5	18.09	59.58	100	0	P	V
														V
Remark	1. No other spurious found.													
	2. All results are PASS against Peak and Average limit line.													



**Band 3 5470~5725MHz**

**WIFI 802.11ac VHT80 (Band Edge @ 3m)**

WIFI Ant. 1+2	Note	Frequency ( MHz )	Level ( dBμV/m )	Over Limit ( dB )	Limit Line ( dBμV/m )	Read Level (dBμV)	Antenna Factor ( dB/m )	Path Loss ( dB )	Preamp Factor ( dB )	Ant Pos ( cm )	Table Pos ( deg )	Peak Avg. (P/A)	Pol. (H/V)
802.11ac VHT80 CH 106 5530MHz		5459.44	60.22	-13.78	74	49.2	31.7	9.58	30.26	100	127	P	H
		5470	62.65	-5.55	68.2	51.61	31.7	9.6	30.26	100	127	P	H
		5459.2	51.71	-2.29	54	40.69	31.7	9.58	30.26	100	127	P	H
	*	5530	107.35	-	-	96.19	31.73	9.71	30.28	100	127	P	H
	*	5530	97.93	-	-	86.77	31.73	9.71	30.28	100	127	A	H
		5762.48	49.92	-18.28	68.2	38.38	32.07	9.87	30.4	100	127	P	H
		5459.2	60.49	-13.51	74	49.47	31.7	9.58	30.26	315	72	P	V
		5469.76	62.95	-5.25	68.2	51.91	31.7	9.6	30.26	315	72	P	V
		5455.6	51.39	-2.61	54	40.38	31.7	9.57	30.26	315	72	A	V
	*	5530	104.52	-	-	93.36	31.73	9.71	30.28	315	72	P	V
	*	5530	94.59	-	-	83.43	31.73	9.71	30.28	315	72	A	V
	5756.81	50.63	-17.57	68.2	39.08	32.07	9.87	30.39	315	72	P	V	
802.11ac VHT80 CH 122 5610MHz		5452.96	51.45	-22.55	74	40.45	31.7	9.56	30.26	100	122	P	H
		5468.8	52.49	-15.71	68.2	41.46	31.7	9.59	30.26	100	122	P	H
		5459.44	42.73	-11.27	54	31.71	31.7	9.58	30.26	100	122	A	H
	*	5610	111.55	-	-	100.22	31.8	9.85	30.32	100	122	P	H
	*	5610	100.71	-	-	89.38	31.8	9.85	30.32	100	122	A	H
		5727.83	58.33	-9.87	68.2	46.92	31.93	9.86	30.38	100	122	P	H
		5445.28	50.83	-23.17	74	39.87	31.67	9.55	30.26	315	68	P	V
		5469.76	52.01	-16.19	68.2	40.97	31.7	9.6	30.26	315	68	P	V
		5459.2	41.6	-12.4	54	30.58	31.7	9.58	30.26	315	68	A	V
	*	5610	108.03	-	-	96.7	31.8	9.85	30.32	315	68	P	V
	*	5610	98.66	-	-	87.33	31.8	9.85	30.32	315	68	A	V
	5729.09	57.11	-11.09	68.2	45.7	31.93	9.86	30.38	315	68	P	V	
<b>Remark</b>	1. No other spurious found. 2. All results are PASS against Peak and Average limit line.												



**Band 3 5470~5725MHz**

**WIFI 802.11ac VHT80 (Harmonic @ 3m)**

WIFI Ant. 1+2	Note	Frequency ( MHz )	Level ( dBμV/m )	Over Limit ( dB )	Limit Line ( dBμV/m )	Read Level (dBμV)	Antenna Factor ( dB/m )	Path Loss ( dB )	Preamp Factor ( dB )	Ant Pos ( cm )	Table Pos ( deg )	Peak Avg. (P/A)	Pol. (H/V)	
802.11ac VHT80 CH 106 5530MHz		11060	45.9	-28.1	74	53.59	40.13	13.94	61.76	100	0	P	H	
		16590	47.17	-21.03	68.2	50.29	38.85	17.71	59.68	100	0	P	H	
													H	
													H	
			11060	46.5	-27.5	74	54.19	40.13	13.94	61.76	100	0	P	V
			16590	46.59	-21.61	68.2	49.71	38.85	17.71	59.68	100	0	P	V
														V
802.11ac VHT80 CH 122 5610MHz		11220	45.26	-28.74	74	52.98	39.88	14.32	61.92	100	0	P	H	
		16830	47.99	-20.21	68.2	49.46	40.2	17.96	59.63	100	0	P	H	
													H	
													H	
			11220	45.69	-28.31	74	53.41	39.88	14.32	61.92	100	0	P	V
			16830	47.8	-20.4	68.2	49.27	40.2	17.96	59.63	100	0	P	V
														V
Remark	1. No other spurious found.													
	2. All results are PASS against Peak and Average limit line.													



Band 3 - Straddle Channel

WIFI 802.11ac VHT20 (Band Edge @ 3m)

WIFI	Note	Frequency	Level	Over	Limit	Read	Antenna	Path	Preamp	Ant	Table	Peak	Pol.
Ant.				Limit	Line	Level	Factor	Loss	Factor	Pos	Pos	Avg.	
1+2		( MHz )	( dB $\mu$ V/m )	( dB )	( dB $\mu$ V/m )	( dB $\mu$ V )	( dB/m )	( dB )	( dB )	( cm )	( deg )	(P/A)	(H/V)
802.11ac VHT20 CH 144 5720MHz		5395.63	51.12	-22.88	74	40.32	31.6	9.46	30.26	100	206	P	H
		5463.1	49.67	-18.53	68.2	38.65	31.7	9.58	30.26	100	206	P	H
		5456.08	40.41	-13.59	54	29.4	31.7	9.57	30.26	100	206	A	H
	*	5720	114.99	-	-	103.57	31.93	9.86	30.37	100	206	P	H
	*	5720	105.55	-	-	94.13	31.93	9.86	30.37	100	206	A	H
		5913.5	53.55	-14.65	68.2	41.69	32.33	10.01	30.48	100	206	P	H
		5377.69	51.2	-22.8	74	40.49	31.53	9.44	30.26	351	84	P	V
		5460.76	49.49	-18.71	68.2	38.47	31.7	9.58	30.26	351	84	P	V
		5456.47	40.24	-13.76	54	29.23	31.7	9.57	30.26	351	84	A	V
	*	5720	114.73	-	-	103.31	31.93	9.86	30.37	351	84	P	V
	*	5720	104.51	-	-	93.09	31.93	9.86	30.37	351	84	A	V
		5871.5	52.42	-15.78	68.2	40.64	32.27	9.96	30.45	351	84	P	V
Remark	1. No other spurious found. 2. All results are PASS against Peak and Average limit line.												



**Band 3 - Straddle Channel**  
**WIFI 802.11ac VHT20 (Harmonic @ 3m)**

WIFI Ant. 1+2	Note	Frequency ( MHz )	Level ( dBμV/m )	Over Limit ( dB )	Limit Line ( dBμV/m )	Read Level (dBμV)	Antenna Factor ( dB/m )	Path Loss ( dB )	Preamp Factor ( dB )	Ant Pos ( cm )	Table Pos ( deg )	Peak Avg. (P/A)	Pol. (H/V)	
802.11ac VHT20 CH 144 5720MHz		11440	45.93	-28.07	74	53.49	40.07	14.51	62.14	100	0	P	H	
		17160	48.74	-19.46	68.2	49.06	40.57	18.36	59.25	100	0	P	H	
													H	
													H	
			11440	44.86	-29.14	74	52.42	40.07	14.51	62.14	100	0	P	V
			17160	48.52	-19.68	68.2	48.84	40.57	18.36	59.25	100	0	P	V
														V
														V
<b>Remark</b>	1. No other spurious found. 2. All results are PASS against Peak and Average limit line.													





**Band 3 - Straddle Channel**  
**WIFI 802.11ac VHT40 (Band Edge @ 3m)**

WIFI Ant. 1+2	Note	Frequency ( MHz )	Level ( dBμV/m )	Over Limit ( dB )	Limit Line ( dBμV/m )	Read Level ( dBμV )	Antenna Factor ( dB/m )	Path Loss ( dB )	Preamp Factor ( dB )	Ant Pos ( cm )	Table Pos ( deg )	Peak Avg. ( P/A )	Pol. ( H/V )
<b>802.11ac VHT40 CH 142 5710MHz</b>		5384.32	50.92	-23.08	74	40.2	31.53	9.45	30.26	100	122	P	H
		5467	49.84	-18.36	68.2	38.81	31.7	9.59	30.26	100	122	P	H
		5457.25	40.24	-13.76	54	29.23	31.7	9.57	30.26	100	122	A	H
	*	5710	112.58	-	-	101.22	31.87	9.86	30.37	100	122	P	H
	*	5710	103.67	-	-	92.31	31.87	9.86	30.37	100	122	A	H
		5937.25	52.53	-15.67	68.2	40.61	32.37	10.04	30.49	100	122	P	H
		5406.94	50.64	-23.36	74	39.83	31.6	9.47	30.26	340	68	P	V
		5461.15	49.45	-18.75	68.2	38.43	31.7	9.58	30.26	340	68	P	V
		5458.03	40.11	-13.89	54	29.1	31.7	9.57	30.26	340	68	A	V
	*	5710	111.07	-	-	99.71	31.87	9.86	30.37	340	68	P	V
	*	5710	102.21	-	-	90.85	31.87	9.86	30.37	340	68	A	V
	5892.75	52.56	-15.64	68.2	40.73	32.3	9.99	30.46	340	68	P	V	
<b>Remark</b>	1. No other spurious found. 2. All results are PASS against Peak and Average limit line.												



**Band 3 - Straddle Channel**  
**WIFI 802.11ac VHT40 (Harmonic @ 3m)**

WIFI Ant. 1+2	Note	Frequency ( MHz )	Level ( dBμV/m )	Over Limit ( dB )	Limit Line ( dBμV/m )	Read Level ( dBμV )	Antenna Factor ( dB/m )	Path Loss ( dB )	Preamp Factor ( dB )	Ant Pos ( cm )	Table Pos ( deg )	Peak Avg. (P/A)	Pol. (H/V)	
802.11ac VHT40 CH 142 5710MHz		11420	44.9	-29.1	74	52.47	40.03	14.52	62.12	100	0	P	H	
		17130	48.87	-19.33	68.2	49.35	40.53	18.3	59.31	100	0	P	H	
													H	
													H	
			11420	45.64	-28.36	74	53.21	40.03	14.52	62.12	100	0	P	V
			17130	48.74	-19.46	68.2	49.22	40.53	18.3	59.31	100	0	P	V
														V
													V	
<b>Remark</b>	1. No other spurious found. 2. All results are PASS against Peak and Average limit line.													



Band 3 - Straddle Channel
WIFI 802.11ac VHT80 (Band Edge @ 3m)

Table with 14 columns: WIFI Ant. 1+2, Note, Frequency (MHz), Level (dBµV/m), Over Limit (dB), Limit Line (dBµV/m), Read Level (dBµV), Antenna Factor (dB/m), Path Loss (dB), Preamp Factor (dB), Ant Pos (cm), Table Pos (deg), Peak Avg. (P/A), Pol. (H/V). Rows include test results for 802.11ac VHT80 CH 138 5690MHz and a Remark section.



**Band 3 - Straddle Channel**  
**WIFI 802.11ac VHT80 (Harmonic @ 3m)**

WIFI Ant. 1+2	Note	Frequency ( MHz )	Level ( dBμV/m )	Over Limit ( dB )	Limit Line ( dBμV/m )	Read Level (dBμV)	Antenna Factor ( dB/m )	Path Loss ( dB )	Preamp Factor ( dB )	Ant Pos ( cm )	Table Pos ( deg )	Peak Avg. (P/A)	Pol. (H/V)	
802.11ac VHT80 CH 138 5690MHz		11380	45.41	-28.59	74	52.99	39.97	14.53	62.08	100	0	P	H	
		17070	48.04	-20.16	68.2	48.8	40.5	18.19	59.45	100	0	P	H	
													H	
													H	
			11380	45.38	-28.62	74	52.96	39.97	14.53	62.08	100	0	P	V
			17070	48.68	-19.52	68.2	49.44	40.5	18.19	59.45	100	0	P	V
														V
														V
<b>Remark</b>	1. No other spurious found. 2. All results are PASS against Peak and Average limit line.													



Emission below 1GHz

WIFI 802.11ac VHT40 (LF @ 3m)

WIFI	Note	Frequency	Level	Over	Limit	Read	Antenna	Path	Preamp	Ant	Table	Peak	Pol.	
Ant.				Limit	Line	Level	Factor	Loss	Factor	Pos	Pos	Avg.		
1+2		( MHz )	( dBμV/m )	( dB )	( dBμV/m )	( dBμV )	( dB/m )	( dB )	( dB )	( cm )	( deg )	( P/A )	( H/V )	
802.11ac VHT40 LF		89.17	33.51	-9.99	43.5	50.13	14.62	1.29	32.53	100	0	P	H	
		224.97	22.17	-23.83	46	36.98	15.7	1.99	32.5	-	-	P	H	
		294.81	24.54	-21.46	46	35.59	19.2	2.29	32.54	-	-	P	H	
		354.95	29.3	-16.7	46	38.83	20.6	2.42	32.55	-	-	P	H	
		473.29	32.21	-13.79	46	38.49	23.5	2.78	32.56	-	-	P	H	
		749.74	31.42	-14.58	46	31.8	28.39	3.53	32.3	-	-	P	H	
														H
														H
														H
														H
														H
														H
														H
			36.79	29.24	-10.76	40	39.47	21.6	0.78	32.61	100	0	P	V
			97.9	25.73	-17.77	43.5	41.2	15.7	1.34	32.51	-	-	P	V
			212.36	24.26	-19.24	43.5	39.74	15.06	1.96	32.5	-	-	P	V
			296.75	24.27	-21.73	46	35.27	19.24	2.3	32.54	-	-	P	V
			354.95	25.35	-20.65	46	34.88	20.6	2.42	32.55	-	-	P	V
			473.29	29.58	-16.42	46	35.86	23.5	2.78	32.56	-	-	P	V
														V
													V	
													V	
													V	
													V	
													V	
Remark	1. No other spurious found. 2. All results are PASS against limit line.													



**Note symbol**

*	<b>Fundamental Frequency</b> which can be ignored. However, the level of any unwanted emissions shall not exceed the level of the fundamental frequency.
!	Test result is <b>over limit</b> line.
P/A	<b>Peak</b> or <b>Average</b>
H/V	<b>Horizontal</b> or <b>Vertical</b>



A calculation example for radiated spurious emission is shown as below:

WIFI	Note	Frequency	Level	Over	Limit	Read	Antenna	Path	Preamp	Ant	Table	Peak	Pol.
Ant.				Limit	Line	Level	Factor	Loss	Factor	Pos	Pos	Avg.	
1+2		( MHz )	( dBμV/m )	( dB )	( dBμV/m )	( dBμV )	( dB/m )	( dB )	( dB )	( cm )	( deg )	( P/A )	( H/V )
802.11b		2390	55.45	-18.55	74	54.51	32.22	4.58	35.86	103	308	P	H
CH 01													
2412MHz		2390	43.54	-10.46	54	42.6	32.22	4.58	35.86	103	308	A	H

1. Path Loss(dB) = Cable loss(dB) + Filter loss(dB) + Attenuator loss(dB)
2. Level(dBμV/m) = Antenna Factor(dB/m) + Path Loss(dB) + Read Level(dBμV) - Preamp Factor(dB)
3. Over Limit(dB) = Level(dBμV/m) – Limit Line(dBμV/m)

**For Peak Limit @ 2390MHz:**

1. Level(dBμV/m)  
= Antenna Factor(dB/m) + Path Loss(dB) + Read Level(dBμV) - Preamp Factor(dB)  
= 32.22(dB/m) + 4.58(dB) + 54.51(dBμV) – 35.86 (dB)  
= 55.45 (dBμV/m)
2. Over Limit(dB)  
= Level(dBμV/m) – Limit Line(dBμV/m)  
= 55.45(dBμV/m) – 74(dBμV/m)  
= -18.55(dB)

**For Average Limit @ 2390MHz:**

1. Level(dBμV/m)  
= Antenna Factor(dB/m) + Path Loss(dB) + Read Level(dBμV) - Preamp Factor(dB)  
= 32.22(dB/m) + 4.58(dB) + 42.6(dBμV) – 35.86 (dB)  
= 43.54 (dBμV/m)
2. Over Limit(dB) = Level(dBμV/m) – Limit Line(dBμV/m)  
= 43.54(dBμV/m) – 54(dBμV/m)  
= -10.46(dB)

Both peak and average measured complies with the limit line, so test result is "PASS".



## Appendix C. Radiated Spurious Emission Plots

Test Engineer :	Andy Yang, Karl Hou and BigShow Wang	Temperature :	23~26°C
		Relative Humidity :	50~65%

### Note symbol

-L	Low channel location
-R	High channel location



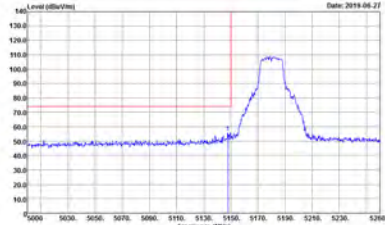
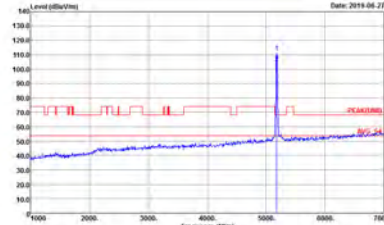
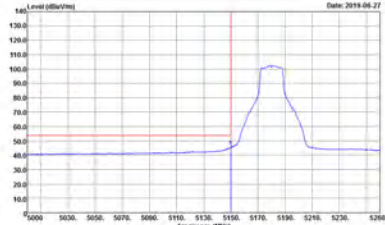


<CDD Mode>

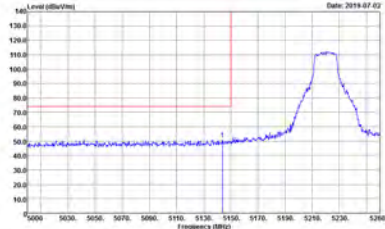
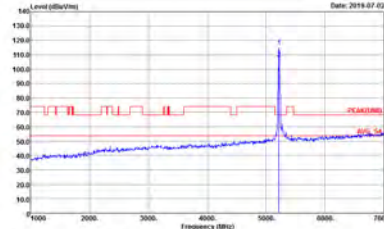
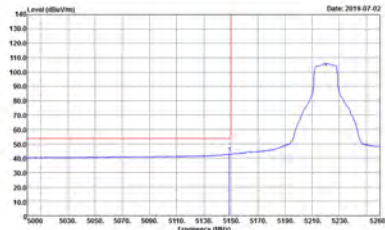
**Band 1 - 5150~5250MHz**  
**WIFI 802.11a (Band Edge @ 3m)**

WIFI	Band 1 5150~5250MHz Band Edge @ 3m	
ANT	802.11a CH36 5180MHz	
1	Horizontal	Fundamental
<b>Peak</b>	<p>Site : 03CH15-HY Condition : PEAK_BE_74 3m 91200_15_1620 HORIZONTAL RBW:1000.0000Hz VBW:3000.0000Hz SWT:Auto Detector : Peak Project : 911641 Mode : 1</p>	<p>Site : 03CH15-HY Condition : PEAK(FUN1) 3m 91200_15_1620 HORIZONTAL RBW:1000.0000Hz VBW:3000.0000Hz SWT:Auto Detector : Peak Project : 911641 Mode : 1</p>
<b>Avg.</b>	<p>Site : 03CH15-HY Condition : AVG_BE_54 3m 91200_15_1620 HORIZONTAL RBW:1000.0000Hz VBW:10000Hz SWT:Auto Detector : Peak Project : 911641 Mode : 1</p>	<b>Left blank</b>

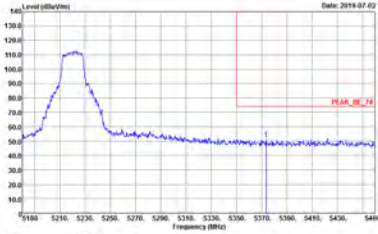
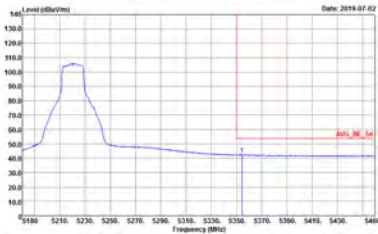


WIFI	Band 1 5150~5250MHz Band Edge @ 3m	
ANT	802.11a CH36 5180MHz	
1	Vertical	Fundamental
Peak	 <p>Site : 03CH15-HY            Condition : PEAK_BE_74 3m 91200_15_1620 VERTICAL            RBW:1000.0000Hz VBW:3000.0000Hz SWT:Auto            Detector : Peak            Project : 911641            Mode : 1</p>	 <p>Site : 03CH15-HY            Condition : PEAK(LINII) 3m 91200_15_1620 VERTICAL            RBW:1000.0000Hz VBW:3000.0000Hz SWT:Auto            Detector : Peak            Project : 911641            Mode : 1</p>
Avg.	 <p>Site : 03CH15-HY            Condition : AVG_BE_54 3m 91200_15_1620 VERTICAL            RBW:1000.0000Hz VBW:10000Hz SWT:Auto            Detector : Peak            Project : 911641            Mode : 1</p>	Left blank



WIFI	Band 1 5150~5250MHz Band Edge @ 3m	
ANT	802.11a CH44 5220MHz - L	
1	Horizontal	Fundamental
Peak	 <p>Site : 03CH15-HY            Condition : /PEAK_BE_74 3m 91200_15_1620 HORIZONTAL            RBW:1000.0000Hz VBW:3000.0000Hz SWT:Auto            Detector : Peak            Project : 911641            Mode : 1Z</p>	 <p>Site : 03CH15-HY            Condition : /PEAK(UNII) 3m 91200_15_1620 HORIZONTAL            RBW:1000.0000Hz VBW:3000.0000Hz SWT:Auto            Detector : Peak            Project : 911641            Mode : 1Z</p>
Avg.	 <p>Site : 03CH15-HY            Condition : /AVG_BE_54 3m 91200_15_1620 HORIZONTAL            RBW:1000.0000Hz VBW:10000Hz SWT:Auto            Detector : Peak            Project : 911641            Mode : 1Z</p>	Left blank

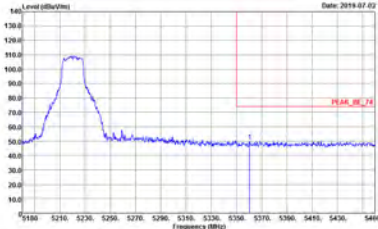
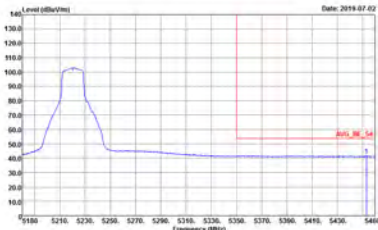


WIFI	Band 1 5150~5250MHz Band Edge @ 3m	
ANT	802.11a CH44 5220MHz - R	
1	Horizontal	Fundamental
Peak	 <p>Site : 03CH15-HY            Condition : /PEAK_BE_74 3m 91200_15_1620 HORIZONTAL            RBW:1000.0000Hz VBW:3000.0000Hz SWT:Auto            Detector : Peak            Project : 911641            Mode : 1Z</p>	Left blank
Avg.	 <p>Site : 03CH15-HY            Condition : /Avg_BE_54 3m 91200_15_1620 HORIZONTAL            RBW:1000.0000Hz VBW:10000Hz SWT:Auto            Detector : Peak            Project : 911641            Mode : 1Z</p>	Left blank

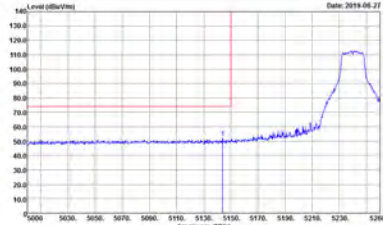
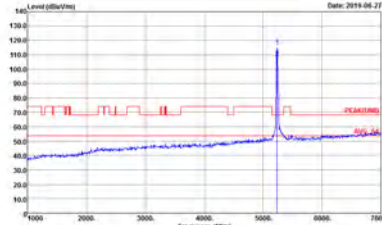
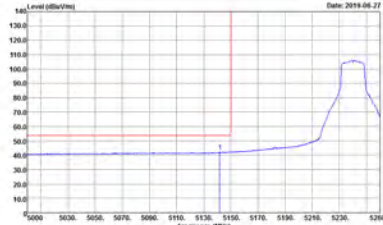


WIFI	Band 1 5150~5250MHz Band Edge @ 3m	
ANT	802.11a CH44 5220MHz - L	
1	Vertical	Fundamental
Peak	<p>Site : 03CH15-HY            Condition : /PEAK_BE_74 3m 91200_15_1620 VERTICAL            RBW:1000.0000Hz VBW:3000.0000Hz SWT:Auto            Detector : Peak            Project : 911641            Mode : :Z</p>	<p>Site : 03CH15-HY            Condition : /PEAK(UNII) 3m 91200_15_1620 VERTICAL            RBW:1000.0000Hz VBW:3000.0000Hz SWT:Auto            Detector : Peak            Project : 911641            Mode : :Z</p>
Avg.	<p>Site : 03CH15-HY            Condition : /AVG_BE_54 3m 91200_15_1620 VERTICAL            RBW:1000.0000Hz VBW:10000Hz SWT:Auto            Detector : Peak            Project : 911641            Mode : :Z</p>	Left blank



WIFI	Band 1 5150~5250MHz Band Edge @ 3m	
ANT	802.11a CH44 5220MHz - R	
1	Vertical	Fundamental
Peak	 <p>Site : 03CH15-HY            Condition : /PEAK_BE_74 3m 91200_15_1620 VERTICAL            RBW:1000.0000Hz VBW:3000.0000Hz SWT:Auto            Detector : Peak            Project : 911641            Mode : 1Z</p>	Left blank
Avg.	 <p>Site : 03CH15-HY            Condition : /AVG_BE_54 3m 91200_15_1620 VERTICAL            RBW:1000.0000Hz VBW:10000Hz SWT:Auto            Detector : Peak            Project : 911641            Mode : 1Z</p>	Left blank



WIFI	Band 1 5150~5250MHz Band Edge @ 3m	
ANT	802.11a CH48 5240MHz - L	
1	Horizontal	Fundamental
Peak	 <p>Site : 03CH15-HY            Condition : /PEAK_BE_74 3m 91200_15_1620 HORIZONTAL            RBW:1000.0000Hz VBW:3000.0000Hz SWT:Auto            Detector : Peak            Project : 911641            Mode : 3</p>	 <p>Site : 03CH15-HY            Condition : /PEAK(LINII) 3m 91200_15_1620 HORIZONTAL            RBW:1000.0000Hz VBW:3000.0000Hz SWT:Auto            Detector : Peak            Project : 911641            Mode : 3</p>
Avg.	 <p>Site : 03CH15-HY            Condition : /AVG_BE_54 3m 91200_15_1620 HORIZONTAL            RBW:1000.0000Hz VBW:10000Hz SWT:Auto            Detector : Peak            Project : 911641            Mode : 3</p>	Left blank



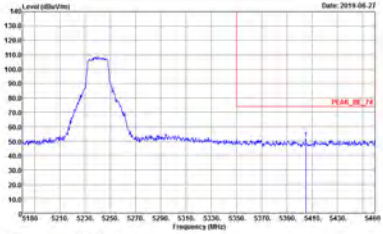
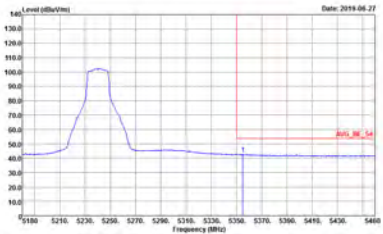
WIFI	Band 1 5150~5250MHz Band Edge @ 3m	
ANT	802.11a CH48 5240MHz - R	
1	Horizontal	Fundamental
Peak	<p>Site : 03CH15-HY            Condition : /PEAK_BE_74 3m 91200_15_1620 HORIZONTAL            RBW:1000.0000Hz VSW:3000.0000Hz SWT:Auto            Detector : Peak            Project : 911641            Mode : 3</p>	Left blank
Avg.	<p>Site : 03CH15-HY            Condition : /AVG_BE_54 3m 91200_15_1620 HORIZONTAL            RBW:1000.0000Hz VSW:1.0000Hz SWT:Auto            Detector : Peak            Project : 911641            Mode : 3</p>	Left blank





WIFI	Band 1 5150~5250MHz Band Edge @ 3m	
ANT	802.11a CH48 5240MHz - L	
1	Vertical	Fundamental
Peak	<p>Site : 03CH15-HY            Condition : /PEAK_BE_74 3m 91200_15_1620 VERTICAL            RBW:1000.0000Hz VBW:3000.0000Hz SWT:Auto            Detector : Peak            Project : 911641            Mode : 3</p>	<p>Site : 03CH15-HY            Condition : /PEAK(FUN1) 3m 91200_15_1620 VERTICAL            RBW:1000.0000Hz VBW:3000.0000Hz SWT:Auto            Detector : Peak            Project : 911641            Mode : 3</p>
Avg.	<p>Site : 03CH15-HY            Condition : /AVG_BE_54 3m 91200_15_1620 VERTICAL            RBW:1000.0000Hz VBW:1.0000Hz SWT:Auto            Detector : Peak            Project : 911641            Mode : 3</p>	Left blank



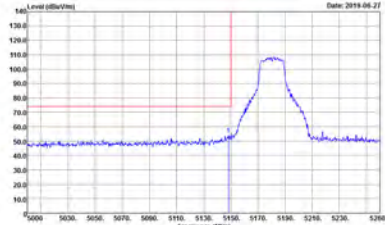
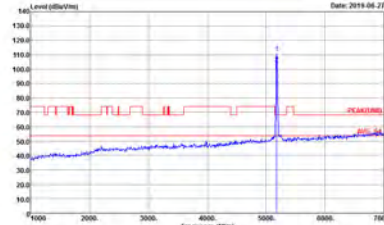
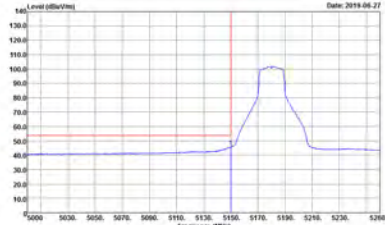
WIFI	Band 1 5150~5250MHz Band Edge @ 3m	
ANT	802.11a CH48 5240MHz - R	
1	Vertical	Fundamental
Peak	 <p>Site : 03CH15-HY            Condition : /PEAK_BE_74 3m 91200_15_1620 VERTICAL            RBW:1000.0000Hz VSW:3000.0000Hz SWT:Auto            Detector : Peak            Project : 911641            Mode : 3</p>	Left blank
Avg.	 <p>Site : 03CH15-HY            Condition : /AVG_BE_54 3m 91200_15_1620 VERTICAL            RBW:1000.0000Hz VSW:1.0000Hz SWT:Auto            Detector : Peak            Project : 911641            Mode : 3</p>	Left blank



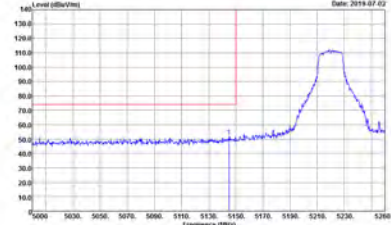
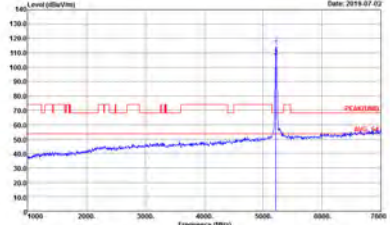

**Band 1 5150~5250MHz**  
**WIFI 802.11ac VHT20 (Band Edge @ 3m)**

WIFI	Band 1 5150~5250MHz Band Edge @ 3m	
ANT	802.11ac VHT20 CH36 5180MHz	
1	Horizontal	Fundamental
<b>Peak</b>	<p>Site : 03CH15-HV            Condition : PEAK_BE_74 3m 91200_15_1620 HORIZONTAL            RBW:1000.0000Hz VBW:3000.0000Hz SWT:Auto            Detector : Peak            Project : 911641            Mode : 14</p>	<p>Site : 03CH15-HV            Condition : PEAK(UNIT) 3m 91200_15_1620 HORIZONTAL            RBW:1000.0000Hz VBW:3000.0000Hz SWT:Auto            Detector : Peak            Project : 911641            Mode : 14</p>
<b>Avg.</b>	<p>Site : 03CH15-HV            Condition : AVG_BE_54 3m 91200_15_1620 HORIZONTAL            RBW:1000.0000Hz VBW:10000Hz SWT:Auto            Detector : Peak            Project : 911641            Mode : 14</p>	<b>Left blank</b>

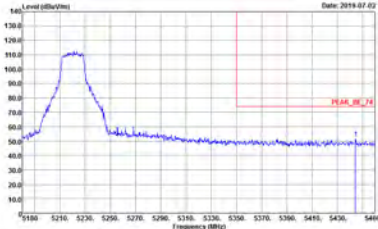
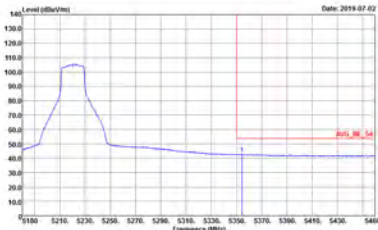


WIFI	Band 1 5150~5250MHz Band Edge @ 3m	
ANT	802.11ac VHT20 CH36 5180MHz	
1	Vertical	Fundamental
Peak	 <p>Site : 03CH15-HY            Condition : PEAK_BE_74 3m 91200_15_1620 VERTICAL            RBW:1000.0000Hz VBW:3000.0000Hz SWT:Auto            Detector : Peak            Project : 911641            Mode : F</p>	 <p>Site : 03CH15-HY            Condition : PEAK(LINII) 3m 91200_15_1620 VERTICAL            RBW:1000.0000Hz VBW:3000.0000Hz SWT:Auto            Detector : Peak            Project : 911641            Mode : F</p>
Avg.	 <p>Site : 03CH15-HY            Condition : AVG_BE_54 3m 91200_15_1620 VERTICAL            RBW:1000.0000Hz VBW:1.0000Hz SWT:Auto            Detector : Peak            Project : 911641            Mode : F</p>	Left blank

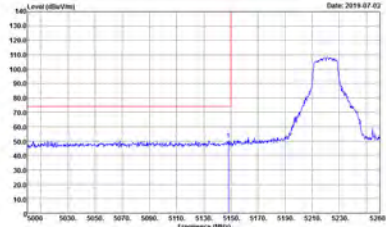
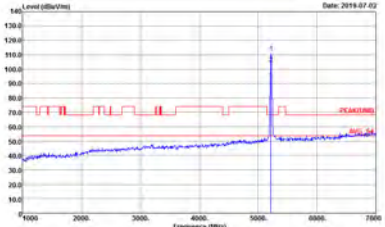
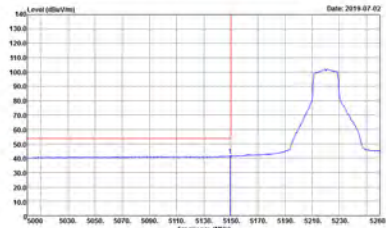


WIFI	Band 1 5150~5250MHz Band Edge @ 3m	
ANT	802.11ac VHT20 CH44 5220MHz - L	
1	Horizontal	Fundamental
Peak	 <p>Site : 03CH15-HY            Condition : PEAK_BE_74 3m 91200_15_1620 HORIZONTAL            RBW:1000.0000Hz VBW:3000.0000Hz SWT:Auto            Detector : Peak            Project : 911641            Mode : 15</p>	 <p>Site : 03CH15-HY            Condition : PEAK(LINII) 3m 91200_15_1620 HORIZONTAL            RBW:1000.0000Hz VBW:3000.0000Hz SWT:Auto            Detector : Peak            Project : 911641            Mode : 15</p>
Avg.	 <p>Site : 03CH15-HY            Condition : AVG_BE_54 3m 91200_15_1620 HORIZONTAL            RBW:1000.0000Hz VBW:10000Hz SWT:Auto            Detector : Peak            Project : 911641            Mode : 15</p>	Left blank

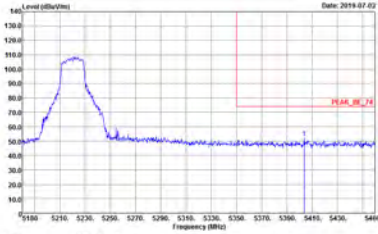
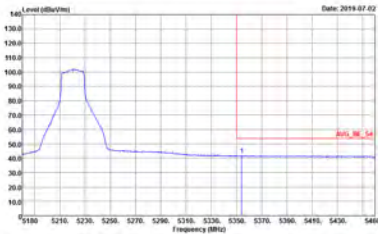


WIFI	Band 1 5150~5250MHz Band Edge @ 3m	
ANT	802.11ac VHT20 CH44 5220MHz - R	
1	Horizontal	Fundamental
Peak	 <p>Site : 03CH15-HY            Condition : /PEAK_BE_74 3m 91200_15_1620 HORIZONTAL            RBW:1000.0000Hz VBW:3000.0000Hz SWT:Auto            Detector : Peak            Project : 911641            Mode : 15</p>	Left blank
Avg.	 <p>Site : 03CH15-HY            Condition : /Avg_BE_54 3m 91200_15_1620 HORIZONTAL            RBW:1000.0000Hz VBW:10000Hz SWT:Auto            Detector : Peak            Project : 911641            Mode : 15</p>	Left blank



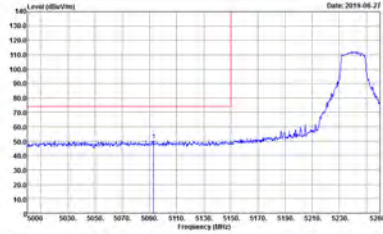
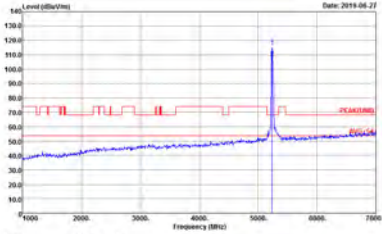
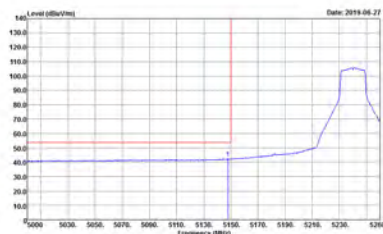
WIFI	Band 1 5150~5250MHz Band Edge @ 3m	
ANT	802.11ac VHT20 CH44 5220MHz - L	
1	Vertical	Fundamental
Peak	 <p>Site : 03CH15-HY            Condition : /PEAK_BE_74 3m 91200_15_1620 VERTICAL            RBW:1000.0000Hz VBW:3000.0000Hz SWT:Auto            Detector : Peak            Project : 911641            Mode : 15</p>	 <p>Site : 03CH15-HY            Condition : /PEAK(LINII) 3m 91200_15_1620 VERTICAL            RBW:1000.0000Hz VBW:3000.0000Hz SWT:Auto            Detector : Peak            Project : 911641            Mode : 15</p>
Avg.	 <p>Site : 03CH15-HY            Condition : /AVG_BE_54 3m 91200_15_1620 VERTICAL            RBW:1000.0000Hz VBW:10000Hz SWT:Auto            Detector : Peak            Project : 911641            Mode : 15</p>	Left blank



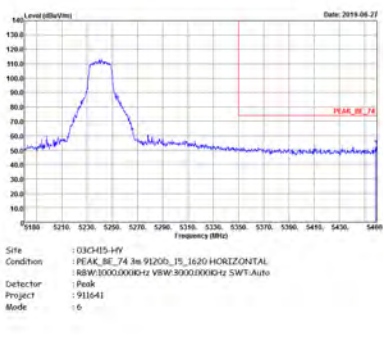
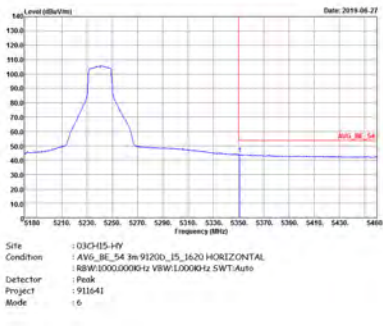
WIFI	Band 1 5150~5250MHz Band Edge @ 3m	
ANT	802.11ac VHT20 CH44 5220MHz - R	
1	Vertical	Fundamental
Peak	 <p>Site : 03CH15-HY            Condition : /PEAK_08_74 3m 91200_15_1620 VERTICAL            RBW:1000.0000Hz VBW:3000.0000Hz SWT:Auto            Detector : Peak            Project : 911641            Mode : 15</p>	Left blank
Avg.	 <p>Site : 03CH15-HY            Condition : /AVG_08_54 3m 91200_15_1620 VERTICAL            RBW:1000.0000Hz VBW:10000Hz SWT:Auto            Detector : Peak            Project : 911641            Mode : 15</p>	Left blank



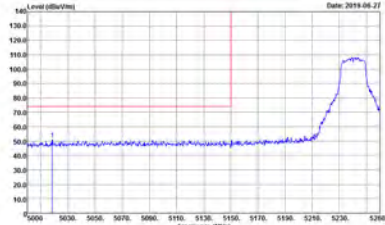
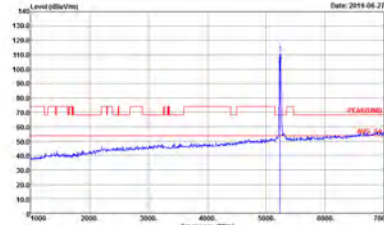
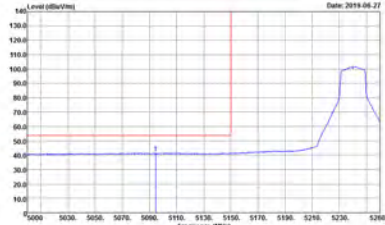


WIFI	Band 1 5150~5250MHz Band Edge @ 3m	
ANT	802.11ac VHT20 CH48 5240MHz - L	
1	Horizontal	Fundamental
Peak	 <p>Site : 03CH15-HY            Condition : /PEAK_BE_74 3m 91200_15_1620 HORIZONTAL            RBW:1000.0000Hz VBW:3000.0000Hz SWT:Auto            Detector : Peak            Project : 911641            Mode : 6</p>	 <p>Site : 03CH15-HY            Condition : /PEAK(UNII) 3m 91200_15_1620 HORIZONTAL            RBW:1000.0000Hz VBW:3000.0000Hz SWT:Auto            Detector : Peak            Project : 911641            Mode : 6</p>
Avg.	 <p>Site : 03CH15-HY            Condition : /AVG_BE_54 3m 91200_15_1620 HORIZONTAL            RBW:1000.0000Hz VBW:10000Hz SWT:Auto            Detector : Peak            Project : 911641            Mode : 6</p>	Left blank

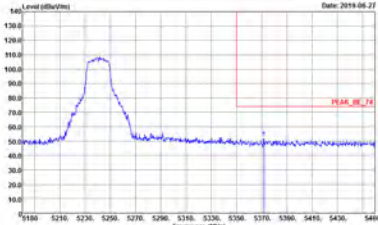
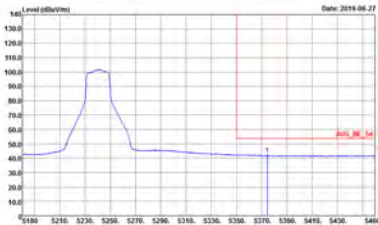


WIFI	Band 1 5150~5250MHz Band Edge @ 3m	
ANT	802.11ac VHT20 CH48 5240MHz - R	
1	Horizontal	Fundamental
Peak		Left blank
Avg.		Left blank



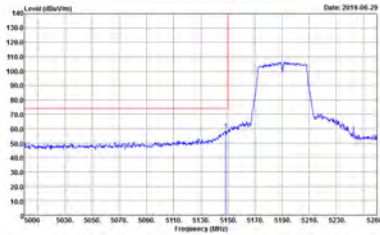
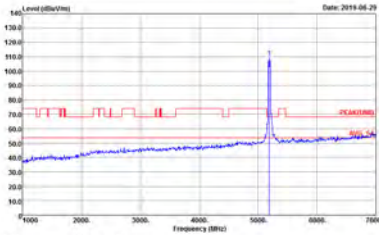
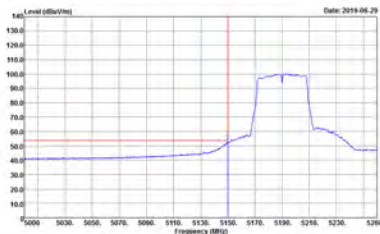
WIFI	Band 1 5150~5250MHz Band Edge @ 3m	
ANT	802.11ac VHT20 CH48 5240MHz - L	
1	Vertical	Fundamental
Peak	 <p>Site : 03CH15-HY            Condition : PEAK_BE_74 3m 91200_15_1620 VERTICAL            RBW:1000.0000Hz VSW:3000.0000Hz SWT:Auto            Detector : Peak            Project : 911641            Mode : 6</p>	 <p>Site : 03CH15-HY            Condition : PEAK(LINII) 3m 91200_15_1620 VERTICAL            RBW:1000.0000Hz VSW:3000.0000Hz SWT:Auto            Detector : Peak            Project : 911641            Mode : 6</p>
Avg.	 <p>Site : 03CH15-HY            Condition : AVG_BE_54 3m 91200_15_1620 VERTICAL            RBW:1000.0000Hz VSW:10000Hz SWT:Auto            Detector : Peak            Project : 911641            Mode : 6</p>	Left blank



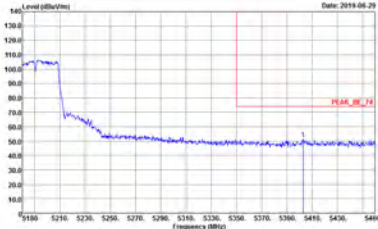
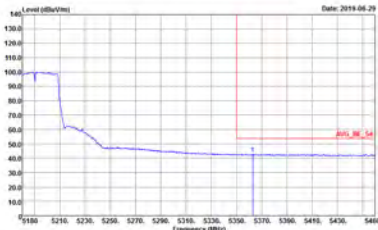
WIFI	Band 1 5150~5250MHz Band Edge @ 3m	
ANT	802.11ac VHT20 CH48 5240MHz - R	
1	Vertical	Fundamental
Peak	 <p>Site : 03CH15-HY            Condition : /PEAK_BE_74 3m 91200_15_1620 VERTICAL            RBW:1000.0000Hz VBW:3000.0000Hz SWT:Auto            Detector : Peak            Project : 911641            Mode : 16</p>	Left blank
Avg.	 <p>Site : 03CH15-HY            Condition : /AVG_BE_54 3m 91200_15_1620 VERTICAL            RBW:1000.0000Hz VBW:1.0000Hz SWT:Auto            Detector : Peak            Project : 911641            Mode : 16</p>	Left blank



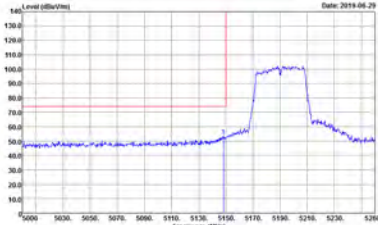
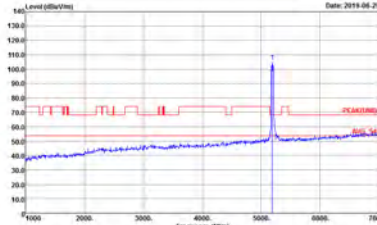
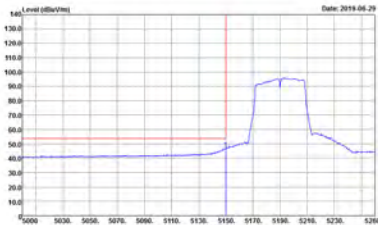
**Band 1 5150~5250MHz**  
**WIFI 802.11ac VHT40 (Band Edge @ 3m)**

WIFI	Band 1 5150~5250MHz Band Edge @ 3m	
ANT	802.11ac VHT40 CH38 5190MHz - L	
1	Horizontal	Fundamental
Peak	 <p>Site : 03GH5-HY            Condition : PEAK_BE_74 3m 91200_15_1620 HORIZONTAL            RBW:1000.000kHz VBW:3000.000kHz SWT:Auto            Detector : Peak            Project : 911641            Mode : F            Setting : 16</p>	 <p>Site : 03GH5-HY            Condition : PEAK(UNIT) 3m 91200_15_1620 HORIZONTAL            RBW:1000.000kHz VBW:3000.000kHz SWT:Auto            Detector : Peak            Project : 911641            Mode : F            Setting : 16</p>
Avg.	 <p>Site : 03GH5-HY            Condition : AVG_BE_54 3m 91200_15_1620 HORIZONTAL            RBW:1000.000kHz VBW:3.000kHz SWT:Auto            Detector : Peak            Project : 911641            Mode : F            Setting : 16</p>	Left blank

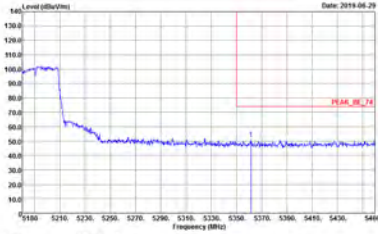
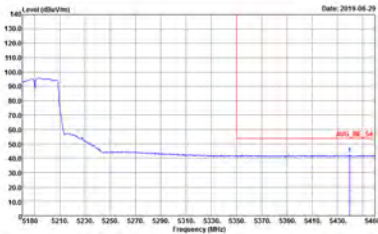


WIFI	Band 1 5150~5250MHz Band Edge @ 3m	
ANT	802.11ac VHT40 CH38 5190MHz - R	
1	Horizontal	Fundamental
<p><b>Peak</b></p>	 <p>Site : 03CH15-HY            Condition : PEAK_BE_74 3m 91200_15_1620 HORIZONTAL            RBW:3000.0000Hz VBW:3000.0000Hz SWT:Auto            Detector : Peak            Project : 911641            Mode : F            Setting : 16</p>	<p>Left blank</p>
<p><b>Avg.</b></p>	 <p>Site : 03CH15-HY            Condition : AVG_BE_54 3m 91200_15_1620 HORIZONTAL            RBW:3000.0000Hz VBW:3.0000Hz SWT:Auto            Detector : Peak            Project : 911641            Mode : F            Setting : 16</p>	<p>Left blank</p>



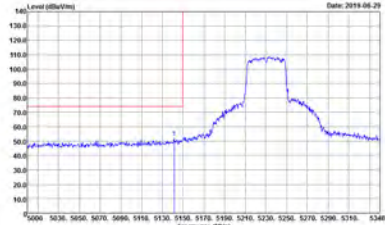
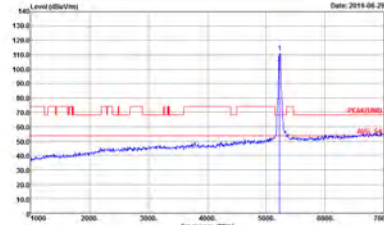
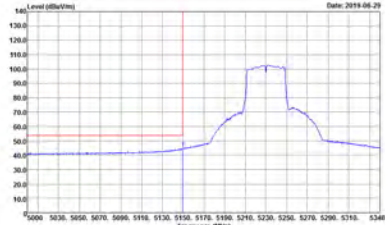
WIFI	Band 1 5150~5250MHz Band Edge @ 3m	
ANT	802.11ac VHT40 CH38 5190MHz - L	
1	Vertical	Fundamental
Peak	 <p>Site : 03CH15-HY            Condition : PEAK_BE_74 3m 91200_15_1620 VERTICAL            RBW:1000.0000Hz VBW:3000.0000Hz SWT:Auto            Detector : Peak            Project : 911641            Mode : F            Setting : 16</p>	 <p>Site : 03CH15-HY            Condition : PEAK(UNII) 3m 91200_15_1620 VERTICAL            RBW:1000.0000Hz VBW:3000.0000Hz SWT:Auto            Detector : Peak            Project : 911641            Mode : F            Setting : 16</p>
Avg.	 <p>Site : 03CH15-HY            Condition : AVG_BE_54 3m 91200_15_1620 VERTICAL            RBW:1000.0000Hz VBW:3.0000Hz SWT:Auto            Detector : Peak            Project : 911641            Mode : F            Setting : 16</p>	Left blank



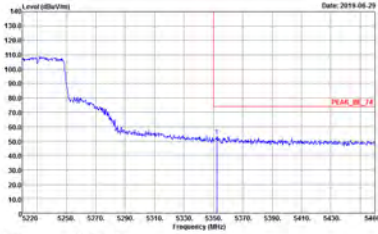
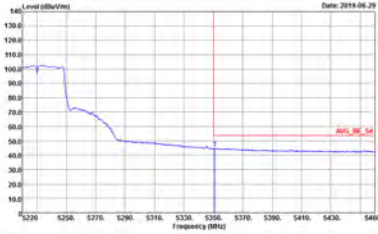
WIFI	Band 1 5150~5250MHz Band Edge @ 3m	
ANT	802.11ac VHT40 CH38 5190MHz - R	
1	Vertical	Fundamental
Peak	 <p>Site : 03CH15-HY            Condition : /PEAK_BE_74 3m 91200_15_1620 VERTICAL            RBW:3000.000KHz VBW:3000.000KHz SWT:Auto            Detector : Peak            Project : 911641            Mode : F            Setting : 16</p>	Left blank
Avg.	 <p>Site : 03CH15-HY            Condition : /AVG_BE_54 3m 91200_15_1620 VERTICAL            RBW:3000.000KHz VBW:3.000KHz SWT:Auto            Detector : Peak            Project : 911641            Mode : F            Setting : 16</p>	Left blank



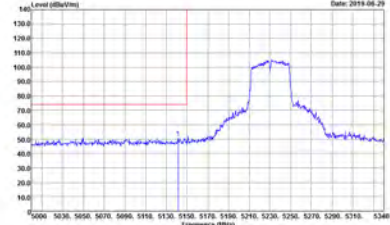
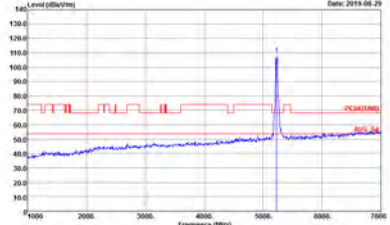
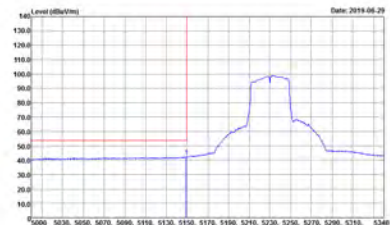


WIFI	Band 1 5150~5250MHz Band Edge @ 3m	
ANT	802.11ac VHT40 CH46 5230MHz - L	
1	Horizontal	Fundamental
Peak	 <p>Site : 03CH15-HY            Condition : PEAK_BE_74 3m 91200_15_1620 HORIZONTAL            RBW:1000.0000Hz VBW:3000.0000Hz SWT:Auto            Detector : Peak            Project : 911641            Mode : 8</p>	 <p>Site : 03CH15-HY            Condition : PEAK(UNII) 3m 91200_15_1620 HORIZONTAL            RBW:1000.0000Hz VBW:3000.0000Hz SWT:Auto            Detector : Peak            Project : 911641            Mode : 8</p>
Avg.	 <p>Site : 03CH15-HY            Condition : AVG_BE_54 3m 91200_15_1620 HORIZONTAL            RBW:1000.0000Hz VBW:3.0000Hz SWT:Auto            Detector : Peak            Project : 911641            Mode : 8</p>	Left blank

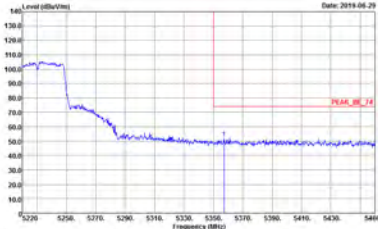
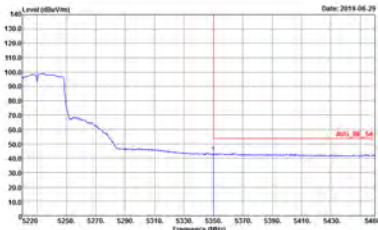


WIFI	Band 1 5150~5250MHz Band Edge @ 3m	
ANT	802.11ac VHT40 CH46 5230MHz - R	
1	Horizontal	Fundamental
Peak	 <p>Site : 03CH15-HY            Condition : /PEAK_BE_74 3m 91200_15_1620 HORIZONTAL            RBW:3000.0000Hz VBW:3000.0000Hz SWT:Auto            Detector : Peak            Project : 911641            Mode : R</p>	Left blank
Avg.	 <p>Site : 03CH15-HY            Condition : /AVG_BE_54 3m 91200_15_1620 HORIZONTAL            RBW:3000.0000Hz VBW:3.0000Hz SWT:Auto            Detector : Peak            Project : 911641            Mode : R</p>	Left blank



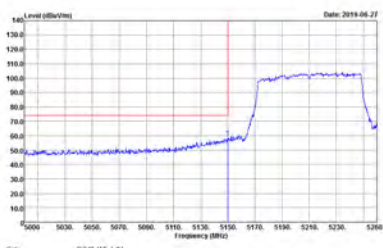
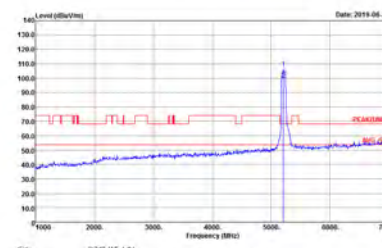
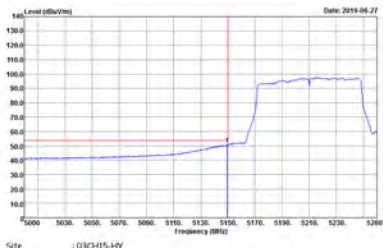
WIFI	Band 1 5150~5250MHz Band Edge @ 3m	
ANT	802.11ac VHT40 CH46 5230MHz - L	
1	Vertical	Fundamental
Peak	 <p>Site : 03CH15-HY            Condition : /PEAK_BE_74 3m 91200_15_1620 VERTICAL            RBW:1000.000KHz VBW:3000.000KHz SWT:Auto            Detector : Peak            Project : 911641            Mode : 8</p>	 <p>Site : 03CH15-HY            Condition : /PEAK(UNII) 3m 91200_15_1620 VERTICAL            RBW:1000.000KHz VBW:3000.000KHz SWT:Auto            Detector : Peak            Project : 911641            Mode : 8</p>
Avg.	 <p>Site : 03CH15-HY            Condition : /AVG_BE_54 3m 91200_15_1620 VERTICAL            RBW:1000.000KHz VBW:3.000KHz SWT:Auto            Detector : Peak            Project : 911641            Mode : 8</p>	Left blank



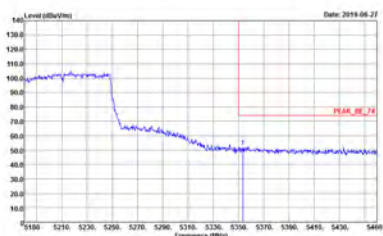
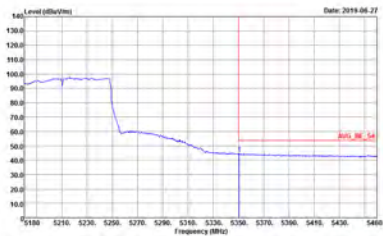
WIFI	Band 1 5150~5250MHz Band Edge @ 3m	
ANT	802.11ac VHT40 CH46 5230MHz - R	
1	Vertical	Fundamental
Peak	 <p>Site : 03CH15-HY            Condition : /PEAK_BE_74 3m 91200_15_1620 VERTICAL            RBW:3000.0000Hz VBW:3000.0000Hz SWT:Auto            Detector : Peak            Project : 911641            Mode : R</p>	Left blank
Avg.	 <p>Site : 03CH15-HY            Condition : /AVG_BE_54 3m 91200_15_1620 VERTICAL            RBW:3000.0000Hz VBW:3.0000Hz SWT:Auto            Detector : Peak            Project : 911641            Mode : R</p>	Left blank



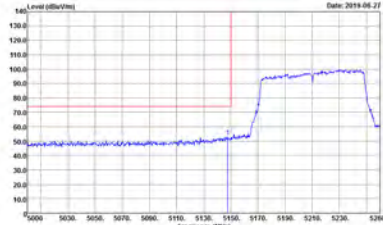
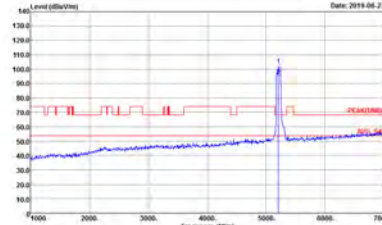
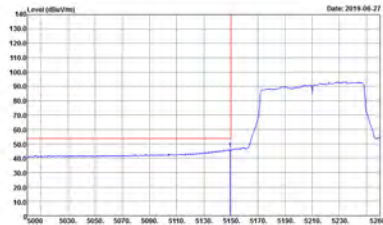
**Band 1 5150~5250MHz  
WIFI 802.11ac VHT80 (Band Edge @ 3m)**

WIFI	Band 1 5150~5250MHz Band Edge @ 3m	
ANT	802.11ac VHT80 CH42 5210MHz - L	
1	Horizontal	Fundamental
<b>Peak</b>	 <p>Site : 03CH15-HY Condition : PEAK_BE_74 3m 91200_15_1620 HORIZONTAL RBW:1000.000kHz VBW:3000.000kHz SWT:Auto Detector : Peak Project : 911641 Mode : 9 Setting : 16</p>	 <p>Site : 03CH15-HY Condition : PEAK(UNIT) 3m 91200_15_1620 HORIZONTAL RBW:1000.000kHz VBW:3000.000kHz SWT:Auto Detector : Peak Project : 911641 Mode : 9 Setting : 16</p>
<b>Avg.</b>	 <p>Site : 03CH15-HY Condition : AVG_BE_54 3m 91200_15_1620 HORIZONTAL RBW:1000.000kHz VBW:3.000kHz SWT:Auto Detector : Peak Project : 911641 Mode : 9 Setting : 16</p>	<b>Left blank</b>

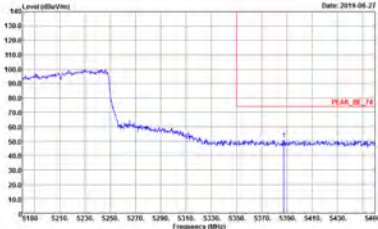
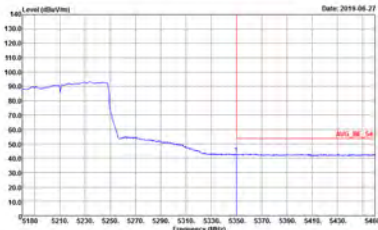


WIFI	Band 1 5150~5250MHz Band Edge @ 3m	
ANT	802.11ac VHT80 CH42 5210MHz - R	
1	Horizontal	Fundamental
<p><b>Peak</b></p>	 <p>Site : 03CH15-HY            Condition : PEAK_BE_74 3m 91200_15_1620 HORIZONTAL            RBW:3000.0000Hz VBW:3000.0000Hz SWT:Auto            Detector : Peak            Project : 911641            Mode : 9            Setting : 16</p>	<p>Left blank</p>
<p><b>Avg.</b></p>	 <p>Site : 03CH15-HY            Condition : AVG_BE_54 3m 91200_15_1620 HORIZONTAL            RBW:3000.0000Hz VBW:3.0000Hz SWT:Auto            Detector : Peak            Project : 911641            Mode : 9            Setting : 16</p>	<p>Left blank</p>



WIFI	Band 1 5150~5250MHz Band Edge @ 3m	
ANT	802.11ac VHT80 CH42 5210MHz - L	
1	Vertical	Fundamental
Peak	 <p>Site : 03CH15-HY            Condition : /PEAK_BE_74 3m 91200_15_1620 VERTICAL            RBW:1000.000KHz VBW:3000.000KHz SWT:Auto            Detector : Peak            Project : 911641            Mode : 9            Setting : 16</p>	 <p>Site : 03CH15-HY            Condition : /PEAK(LINII) 3m 91200_15_1620 VERTICAL            RBW:1000.000KHz VBW:3000.000KHz SWT:Auto            Detector : Peak            Project : 911641            Mode : 9            Setting : 16</p>
Avg.	 <p>Site : 03CH15-HY            Condition : /AVG_BE_54 3m 91200_15_1620 VERTICAL            RBW:1000.000KHz VBW:3.000KHz SWT:Auto            Detector : Peak            Project : 911641            Mode : 9            Setting : 16</p>	Left blank



WIFI	Band 1 5150~5250MHz Band Edge @ 3m	
ANT	802.11ac VHT80 CH42 5210MHz - R	
1	Vertical	Fundamental
Peak	 <p>Site : 03CH15-HY            Condition : PEAK_BE_74 3m 91200_15_1620 VERTICAL            RBW:3000.0000Hz VBW:3000.0000Hz SWT:Auto            Detector : Peak            Project : 911641            Mode : 9            Setting : 16</p>	Left blank
Avg.	 <p>Site : 03CH15-HY            Condition : AVG_BE_54 3m 91200_15_1620 VERTICAL            RBW:3000.0000Hz VBW:3.0000Hz SWT:Auto            Detector : Peak            Project : 911641            Mode : 9            Setting : 16</p>	Left blank





**Band 1 - 5150~5250MHz**  
**WIFI 802.11a (Harmonic @ 3m)**

<b>WIFI</b>	<b>Band 1 5150~5250MHz Harmonic @ 3m</b>	
<b>ANT</b>	<b>802.11a CH36 5180MHz</b>	
<b>1</b>	<b>Horizontal</b>	<b>Vertical</b>
<b>Peak</b> <b>Avg.</b>		



WIFI	Band 1 5150~5250MHz Harmonic @ 3m	
ANT	802.11a CH44 5220MHz	
1	Horizontal	Vertical
Peak Avg.	<p>Site : 03CH15-HV Condition : /PEAK(UNII) 3m 91200_15_1620 HORIZONTAL Detector : Peak Project : 911641 Mode : -2</p>	<p>Site : 03CH15-HV Condition : /PEAK(UNII) 3m 91200_15_1620 VERTICAL Detector : Peak Project : 911641 Mode : -2</p>



WIFI	Band 1 5150~5250MHz Harmonic @ 3m	
ANT	802.11a CH48 5240MHz	
1	Horizontal	Vertical
Peak Avg.	<p>Site : 03CH15-HV Condition : PEAK(UNII) 3m 91200_15_1620 HORIZONTAL Detector : Peak Project : 911641 Mode : 3</p>	<p>Site : 03CH15-HV Condition : PEAK(UNII) 3m 91200_15_1620 VERTICAL Detector : Peak Project : 911641 Mode : 3</p>



**Band 1 5150~5250MHz  
WIFI 802.11ac VHT20 (Harmonic @ 3m)**

<b>WIFI</b>	<b>Band 1 5150~5250MHz Harmonic @ 3m</b>	
<b>ANT</b>	<b>802.11ac VHT20 CH36 5180MHz</b>	
<b>1</b>	<b>Horizontal</b>	<b>Vertical</b>
<b>Peak Avg.</b>		



WIFI	Band 1 5150~5250MHz Harmonic @ 3m	
ANT	802.11ac VHT20 CH44 5220MHz	
1	Horizontal	Vertical
Peak Avg.	<p>Site : 03CH15-HV Condition : /PEAK(UNII) 3m 91200_15_1620 HORIZONTAL Detector : Peak Project : 911641 Mode : S</p>	<p>Site : 03CH15-HV Condition : /PEAK(UNII) 3m 91200_15_1620 VERTICAL Detector : Peak Project : 911641 Mode : S</p>



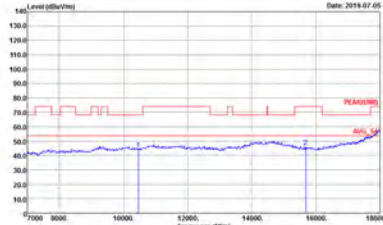
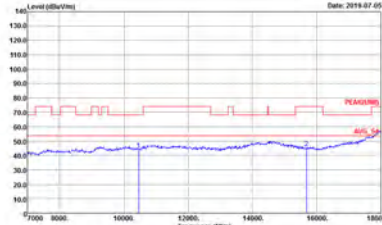
WIFI	Band 1 5150~5250MHz Harmonic @ 3m	
ANT	802.11ac VHT20 CH48 5240MHz	
1	Horizontal	Vertical
Peak Avg.	<p>Site : 03CH15-HV Condition : PEAK(UNII) 3m 91200_15_1620 HORIZONTAL Detector : Peak Project : 911641 Mode : C</p>	<p>Site : 03CH15-HV Condition : PEAK(UNII) 3m 91200_15_1620 VERTICAL Detector : Peak Project : 911641 Mode : C</p>



**Band 1 5150~5250MHz  
WIFI 802.11ac VHT40 (Harmonic @ 3m)**

<b>WIFI</b>	<b>Band 1 5150~5250MHz Harmonic @ 3m</b>	
<b>ANT</b>	<b>802.11ac VHT40 CH38 5190MHz</b>	
<b>1</b>	<b>Horizontal</b>	<b>Vertical</b>
<b>Peak Avg.</b>		



WIFI	Band 1 5150~5250MHz Harmonic @ 3m	
ANT	802.11ac VHT40 CH46 5230MHz	
1	Horizontal	Vertical
<p>Peak Avg.</p>	 <p>Site : 03CH15-HV Condition : PEAQ(UNII) 3m 91200_15_1620 HORIZONTAL Detector : Peak Project : 911641 Mode : S</p>	 <p>Site : 03CH15-HV Condition : PEAQ(UNII) 3m 91200_15_1620 VERTICAL Detector : Peak Project : 911641 Mode : S</p>





**Band 1 5150~5250MHz  
WIFI 802.11ac VHT80 (Harmonic @ 3m)**

<b>WIFI</b>	<b>Band 1 5150~5250MHz Harmonic @ 3m</b>	
<b>ANT</b>	<b>802.11ac VHT80 CH42 5210MHz</b>	
<b>1</b>	<b>Horizontal</b>	<b>Vertical</b>
<b>Peak Avg.</b>	<p>Site : 03CH15-HY Condition : PEAK(UNIT) 3m 91200_15_1620 HORIZONTAL Detector : Peak Project : 911641 Mode : 9</p>	<p>Site : 03CH15-HY Condition : PEAK(UNIT) 3m 91200_15_1620 VERTICAL Detector : Peak Project : 911641 Mode : 9</p>



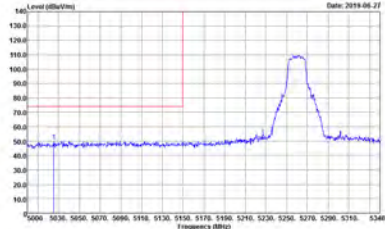
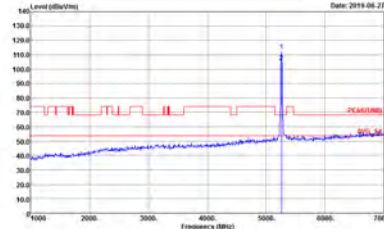
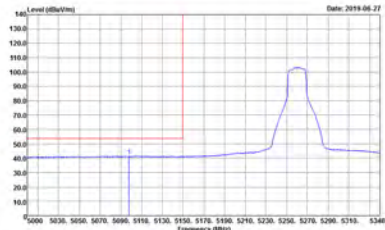
**Band 2 - 5250~5350MHz**  
**WIFI 802.11a (Band Edge @ 3m)**

WIFI	Band 2 5250~5350MHz Band Edge @ 3m	
ANT	802.11a CH52 5260MHz - L	
1	Horizontal	Fundamental
<b>Peak</b>	<p>Site : 03CH15-HY Condition : PEAK_BE_74 3m 91200_15_1620 HORIZONTAL RBW:1000.0000Hz VBW:3000.0000Hz SWT:Auto Detector : Peak Project : 911641 Mode : LO</p>	<p>Site : 03CH15-HY Condition : PEAK(FUN1) 3m 91200_15_1620 HORIZONTAL RBW:1000.0000Hz VBW:3000.0000Hz SWT:Auto Detector : Peak Project : 911641 Mode : LO</p>
<b>Avg.</b>	<p>Site : 03CH15-HY Condition : AVG_BE_54 3m 91200_15_1620 HORIZONTAL RBW:1000.0000Hz VBW:10000Hz SWT:Auto Detector : Peak Project : 911641 Mode : LO</p>	<b>Left blank</b>



WIFI	Band 2 5250~5350MHz Band Edge @ 3m	
ANT	802.11a CH52 5260MHz - R	
1	Horizontal	Fundamental
Peak	<p>Site : 03CH15-HY            Condition : PEAK_BE_74 3m 91200_15_1620 HORIZONTAL            RBW:1000.0000Hz VBW:3000.0000Hz SWT:Auto            Detector : Peak            Project : 911641            Mode : 10</p>	Left blank
Avg.	<p>Site : 03CH15-HY            Condition : AVG_BE_54 3m 91200_15_1620 HORIZONTAL            RBW:1000.0000Hz VBW:10000Hz SWT:Auto            Detector : Peak            Project : 911641            Mode : 10</p>	Left blank

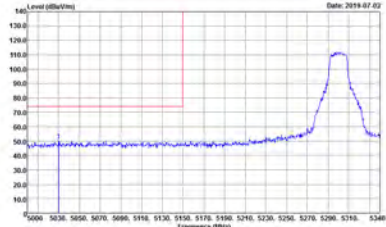
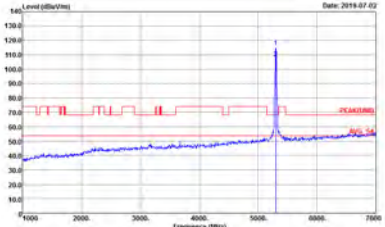
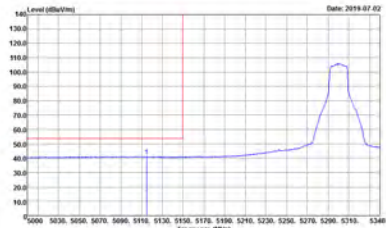


WIFI	Band 2 5250~5350MHz Band Edge @ 3m	
ANT	802.11a CH52 5260MHz - L	
1	Vertical	Fundamental
Peak	 <p>Site : 03CH15-HY            Condition : PEAK_BE_74 3m 91200_15_1620 VERTICAL            RBW:1000.0000Hz VBW:3000.0000Hz SWT:Auto            Detector : Peak            Project : 911641            Mode : 10</p>	 <p>Site : 03CH15-HY            Condition : PEAK(UNII) 3m 91200_15_1620 VERTICAL            RBW:1000.0000Hz VBW:3000.0000Hz SWT:Auto            Detector : Peak            Project : 911641            Mode : 10</p>
Avg.	 <p>Site : 03CH15-HY            Condition : AVG_BE_54 3m 91200_15_1620 VERTICAL            RBW:1000.0000Hz VBW:1.0000Hz SWT:Auto            Detector : Peak            Project : 911641            Mode : 10</p>	Left blank



WIFI	Band 2 5250~5350MHz Band Edge @ 3m	
ANT	802.11a CH52 5260MHz - R	
1	Vertical	Fundamental
Peak	<p>Site : 03CH15-HY            Condition : PEAK_BE_74 3m 91200_15_1620 VERTICAL            RBW:1000.0000Hz VBW:3000.0000Hz SWT:Auto            Detector : Peak            Project : 911641            Mode : 10</p>	Left blank
Avg.	<p>Site : 03CH15-HY            Condition : AVG_BE_54 3m 91200_15_1620 VERTICAL            RBW:1000.0000Hz VBW:1.0000Hz SWT:Auto            Detector : Peak            Project : 911641            Mode : 10</p>	Left blank



WIFI	Band 2 5250~5350MHz Band Edge @ 3m	
ANT	802.11a CH60 5300MHz - L	
1	Horizontal	Fundamental
Peak	 <p>Site : 03CH15-HY            Condition : PEAK_BE_74 3m 91200_15_1620 HORIZONTAL            RBW:1000.0000Hz VBW:3000.0000Hz SWT:Auto            Detector : Peak            Project : 911641            Mode : LI</p>	 <p>Site : 03CH15-HY            Condition : PEAK(UNII) 3m 91200_15_1620 HORIZONTAL            RBW:1000.0000Hz VBW:3000.0000Hz SWT:Auto            Detector : Peak            Project : 911641            Mode : LI</p>
Avg.	 <p>Site : 03CH15-HY            Condition : AVG_BE_54 3m 91200_15_1620 HORIZONTAL            RBW:1000.0000Hz VBW:10000Hz SWT:Auto            Detector : Peak            Project : 911641            Mode : LI</p>	Left blank



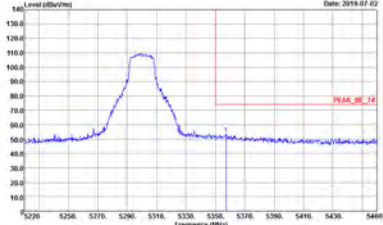
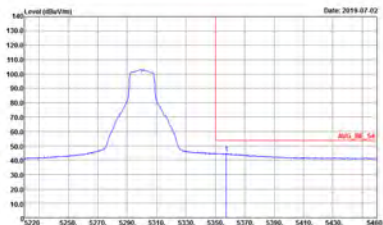
WIFI	Band 2 5250~5350MHz Band Edge @ 3m	
ANT	802.11a CH60 5300MHz - R	
1	Horizontal	Fundamental
<p><b>Peak</b></p>	<p>Site : 03CH15-HY            Condition : PEAK_BE_74 3m 91200_15_1620 HORIZONTAL            RBW:1000.0000Hz VBW:3000.0000Hz SWT:Auto            Detector : Peak            Project : 911641            Mode : LI</p>	<p>Left blank</p>
<p><b>Avg.</b></p>	<p>Site : 03CH15-HY            Condition : AVG_BE_54 3m 91200_15_1620 HORIZONTAL            RBW:1000.0000Hz VBW:10000Hz SWT:Auto            Detector : Peak            Project : 911641            Mode : LI</p>	<p>Left blank</p>



WIFI	Band 2 5250~5350MHz Band Edge @ 3m	
ANT	802.11a CH60 5300MHz - L	
1	Vertical	Fundamental
Peak	<p>Site : 03CH15-HY            Condition : PEAK_BE_74 3m 91200_15_1620 VERTICAL            RBW:1000.0000Hz VBW:3000.0000Hz SWT:Auto            Detector : Peak            Project : 911641            Mode : LI</p>	<p>Site : 03CH15-HY            Condition : PEAK(LINII) 3m 91200_15_1620 VERTICAL            RBW:1000.0000Hz VBW:3000.0000Hz SWT:Auto            Detector : Peak            Project : 911641            Mode : LI</p>
Avg.	<p>Site : 03CH15-HY            Condition : AVG_BE_54 3m 91200_15_1620 VERTICAL            RBW:1000.0000Hz VBW:1.0000Hz SWT:Auto            Detector : Peak            Project : 911641            Mode : LI</p>	Left blank



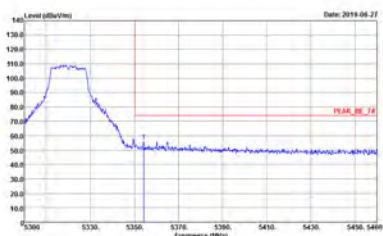
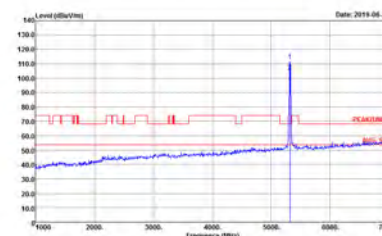
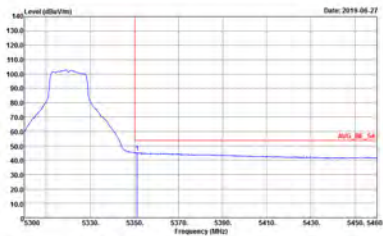


WIFI	Band 2 5250~5350MHz Band Edge @ 3m	
ANT	802.11a CH60 5300MHz - R	
1	Vertical	Fundamental
Peak	 <p>Site : 03CH15-HY            Condition : PEAK_BE_74 3m 91200_15_1620 VERTICAL            RBW:1000.0000Hz VBW:3000.0000Hz SWT:Auto            Detector : Peak            Project : 911641            Mode : LI</p>	Left blank
Avg.	 <p>Site : 03CH15-HY            Condition : AVG_BE_54 3m 91200_15_1620 VERTICAL            RBW:1000.0000Hz VBW:10000Hz SWT:Auto            Detector : Peak            Project : 911641            Mode : LI</p>	Left blank



WIFI	Band 2 5250~5350MHz Band Edge @ 3m	
ANT	802.11a CH64 5320MHz	
1	Horizontal	Fundamental
Peak	<p>Site : 03CH15-HY            Condition : /PEAK_BE_74 3m 91200_15_1620 HORIZONTAL            RBW:1000.0000Hz VBW:3000.0000Hz SWT:Auto            Detector : Peak            Project : 911641            Mode : 12</p>	<p>Site : 03CH15-HY            Condition : /PEAK(FUNII) 3m 91200_15_1620 HORIZONTAL            RBW:1000.0000Hz VBW:3000.0000Hz SWT:Auto            Detector : Peak            Project : 911641            Mode : 12</p>
Avg.	<p>Site : 03CH15-HY            Condition : /AVG_BE_54 3m 91200_15_1620 HORIZONTAL            RBW:1000.0000Hz VBW:10000Hz SWT:Auto            Detector : Peak            Project : 911641            Mode : 12</p>	Left blank



WIFI	Band 2 5250~5350MHz Band Edge @ 3m	
ANT	802.11a CH64 5320MHz	
1	Vertical	Fundamental
Peak	 <p>Site : 03CH15-HY            Condition : PEAK_BE_74 3m 91200_15_1620 VERTICAL            RBW:1000.0000Hz VBW:3000.0000Hz SWT:Auto            Detector : Peak            Project : 911641            Mode : 12</p>	 <p>Site : 03CH15-HY            Condition : PEAK(QUNII) 3m 91200_15_1620 VERTICAL            RBW:1000.0000Hz VBW:3000.0000Hz SWT:Auto            Detector : Peak            Project : 911641            Mode : 12</p>
Avg.	 <p>Site : 03CH15-HY            Condition : AVG_BE_54 3m 91200_15_1620 VERTICAL            RBW:1000.0000Hz VBW:1.0000Hz SWT:Auto            Detector : Peak            Project : 911641            Mode : 12</p>	Left blank



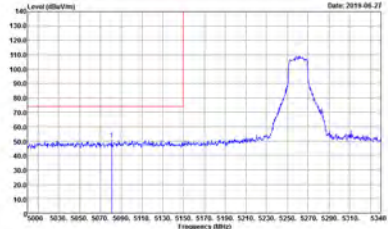
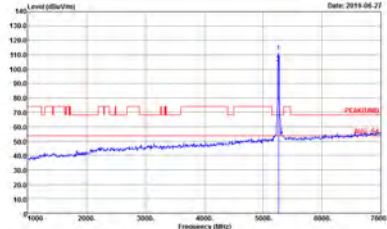
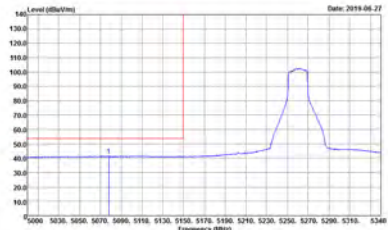
**Band 2 5250~5350MHz**  
**WIFI 802.11ac VHT20 (Band Edge @ 3m)**

WIFI	Band 2 5250~5350MHz Band Edge @ 3m	
ANT	802.11ac VHT20 CH52 5260MHz - L	
1	Horizontal	Fundamental
<b>Peak</b>	<p>Site : 03CH5-HY            Condition : PEAK_BE_74 3m 91200_15_1620 HORIZONTAL            RBW:1000.000Hz VBW:3000.000Hz SWT:Auto            Detector : Peak            Project : 911641            Mode : 13</p>	<p>Site : 03CH5-HY            Condition : PEAK(UNIT) 3m 91200_15_1620 HORIZONTAL            RBW:1000.000Hz VBW:3000.000Hz SWT:Auto            Detector : Peak            Project : 911641            Mode : 13</p>
<b>Avg.</b>	<p>Site : 03CH5-HY            Condition : AVG_BE_54 3m 91200_15_1620 HORIZONTAL            RBW:1000.000Hz VBW:10000Hz SWT:Auto            Detector : Peak            Project : 911641            Mode : 13</p>	<b>Left blank</b>



WIFI	Band 2 5250~5350MHz Band Edge @ 3m	
ANT	802.11ac VHT20 CH52 5260MHz - R	
1	Horizontal	Fundamental
Peak	<p>Site : 03CH15-HY            Condition : PEAK_BE_74 3m 91200_15_1620 HORIZONTAL            RBW:1000.0000Hz VBW:3000.0000Hz SWT:Auto            Detector : Peak            Project : 911641            Mode : L3</p>	Left blank
Avg.	<p>Site : 03CH15-HY            Condition : AVG_BE_54 3m 91200_15_1620 HORIZONTAL            RBW:1000.0000Hz VBW:10000Hz SWT:Auto            Detector : Peak            Project : 911641            Mode : L3</p>	Left blank

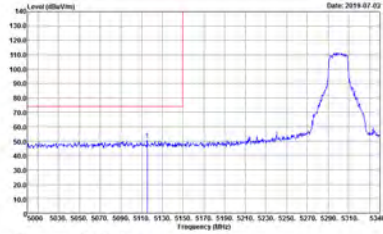
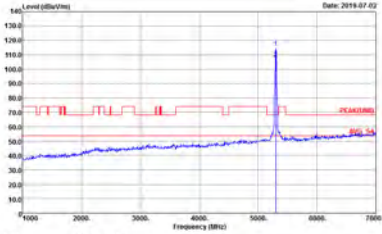
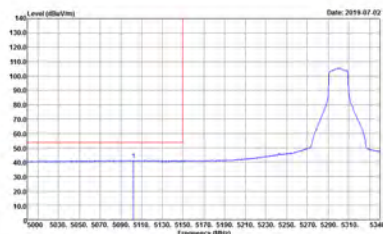


WIFI	Band 2 5250~5350MHz Band Edge @ 3m	
ANT	802.11ac VHT20 CH52 5260MHz - L	
1	Vertical	Fundamental
Peak	 <p>Site : 03CH15-HY            Condition : PEAK_BE_74 3m 91200_15_1620 VERTICAL            RBW:3000.000KHz VBW:3000.000KHz SWT:Auto            Detector : Peak            Project : 911641            Mode : 13</p>	 <p>Site : 03CH15-HY            Condition : PEAK(LINII) 3m 91200_15_1620 VERTICAL            RBW:1000.000KHz VBW:3000.000KHz SWT:Auto            Detector : Peak            Project : 911641            Mode : 13</p>
Avg.	 <p>Site : 03CH15-HY            Condition : AVG_BE_54 3m 91200_15_1620 VERTICAL            RBW:3000.000KHz VBW:1.000KHz SWT:Auto            Detector : Peak            Project : 911641            Mode : 13</p>	Left blank



WIFI	Band 2 5250~5350MHz Band Edge @ 3m	
ANT	802.11ac VHT20 CH52 5260MHz - R	
1	Vertical	Fundamental
Peak	<p>Site : 03CH15-HY            Condition : PEAK_BE_74 3m 91200_15_1620 VERTICAL            RBW:1000.0000Hz VBW:3000.0000Hz SWT:Auto            Detector : Peak            Project : 911641            Mode : L3</p>	Left blank
Avg.	<p>Site : 03CH15-HY            Condition : AVG_BE_54 3m 91200_15_1620 VERTICAL            RBW:1000.0000Hz VBW:1.0000Hz SWT:Auto            Detector : Peak            Project : 911641            Mode : L3</p>	Left blank



WIFI	Band 2 5250~5350MHz Band Edge @ 3m	
ANT	802.11ac VHT20 CH60 5300MHz - L	
1	Horizontal	Fundamental
Peak	 <p>Site : 03CH15-HY            Condition : PEAK_BE_74 3m 91200_15_1620 HORIZONTAL            RBW:1000.0000Hz VBW:3000.0000Hz SWT:Auto            Detector : Peak            Project : 911641            Mode : 14</p>	 <p>Site : 03CH15-HY            Condition : PEAK(UNII) 3m 91200_15_1620 HORIZONTAL            RBW:1000.0000Hz VBW:3000.0000Hz SWT:Auto            Detector : Peak            Project : 911641            Mode : 14</p>
Avg.	 <p>Site : 03CH15-HY            Condition : AVG_BE_54 3m 91200_15_1620 HORIZONTAL            RBW:1000.0000Hz VBW:1.0000Hz SWT:Auto            Detector : Peak            Project : 911641            Mode : 14</p>	Left blank



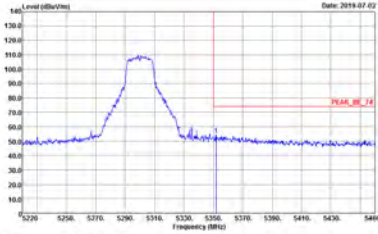
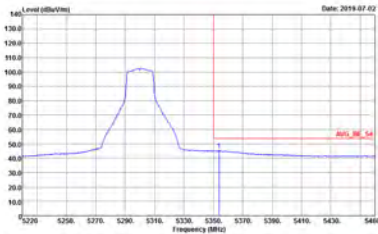


WIFI	Band 2 5250~5350MHz Band Edge @ 3m	
ANT	802.11ac VHT20 CH60 5300MHz - R	
1	Horizontal	Fundamental
Peak	<p>Site : 03CH15-HY            Condition : PEAK_BE_74 3m 91200_15_1620 HORIZONTAL            RBW:1000.0000Hz VBW:3000.0000Hz SWT:Auto            Detector : Peak            Project : 911641            Mode : 14</p>	Left blank
Avg.	<p>Site : 03CH15-HY            Condition : AVG_BE_54 3m 91200_15_1620 HORIZONTAL            RBW:1000.0000Hz VBW:10000Hz SWT:Auto            Detector : Peak            Project : 911641            Mode : 14</p>	Left blank



WIFI	Band 2 5250~5350MHz Band Edge @ 3m	
ANT	802.11ac VHT20 CH60 5300MHz - L	
1	Vertical	Fundamental
Peak	<p>Site : 03CH15-HY            Condition : /PEAK_BE_74 3m 91200_15_1620 VERTICAL            RBW:1000.0000Hz VBW:3000.0000Hz SWT:Auto            Detector : Peak            Project : 911641            Mode : 14</p>	<p>Site : 03CH15-HY            Condition : /PEAK(LINII) 3m 91200_15_1620 VERTICAL            RBW:1000.0000Hz VBW:3000.0000Hz SWT:Auto            Detector : Peak            Project : 911641            Mode : 14</p>
Avg.	<p>Site : 03CH15-HY            Condition : /AVG_BE_54 3m 91200_15_1620 VERTICAL            RBW:1000.0000Hz VBW:1.0000Hz SWT:Auto            Detector : Peak            Project : 911641            Mode : 14</p>	Left blank

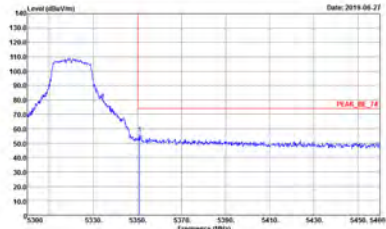
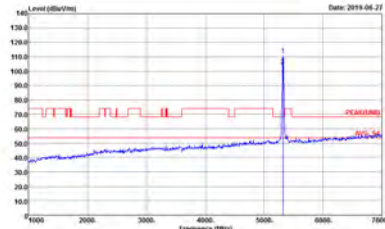
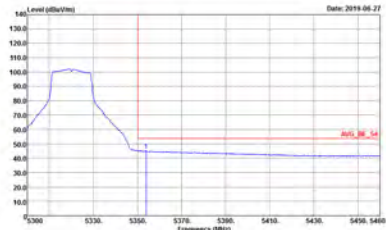


WIFI	Band 2 5250~5350MHz Band Edge @ 3m	
ANT	802.11ac VHT20 CH60 5300MHz - R	
1	Vertical	Fundamental
Peak	 <p>Site : 03CH15-HY            Condition : PEAK_BE_74 3m 91200_15_1620 VERTICAL            RBW:3000.0000Hz VBW:3000.0000Hz SWT:Auto            Detector : Peak            Project : 911641            Mode : 14</p>	Left blank
Avg.	 <p>Site : 03CH15-HY            Condition : AVG_BE_54 3m 91200_15_1620 VERTICAL            RBW:3000.0000Hz VBW:10000Hz SWT:Auto            Detector : Peak            Project : 911641            Mode : 14</p>	Left blank



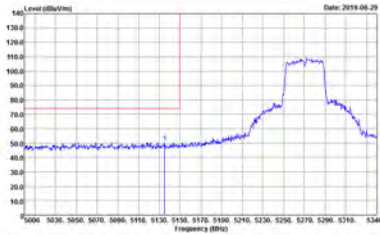
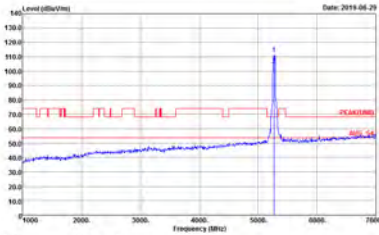
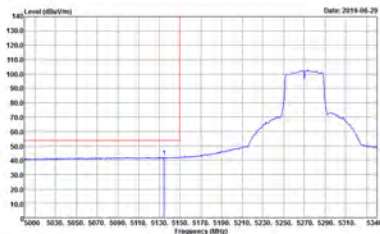
WIFI	Band 2 5250~5350MHz Band Edge @ 3m	
ANT	802.11ac VHT20 CH64 5320MHz	
1	Horizontal	Fundamental
Peak	<p>Site : 03CH15-HY            Condition : PEAK_BE_74 3m 91200_15_1620 HORIZONTAL            RBW:1000.0000Hz VBW:3000.0000Hz SWT:Auto            Detector : Peak            Project : 911641            Mode : 15</p>	<p>Site : 03CH15-HY            Condition : PEAK(LINII) 3m 91200_15_1620 HORIZONTAL            RBW:1000.0000Hz VBW:3000.0000Hz SWT:Auto            Detector : Peak            Project : 911641            Mode : 15</p>
Avg.	<p>Site : 03CH15-HY            Condition : AVG_BE_54 3m 91200_15_1620 HORIZONTAL            RBW:1000.0000Hz VBW:10000Hz SWT:Auto            Detector : Peak            Project : 911641            Mode : 15</p>	Left blank



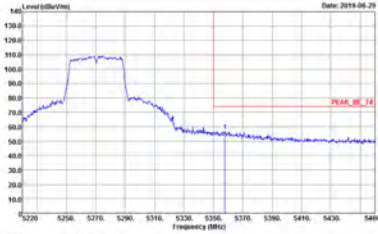
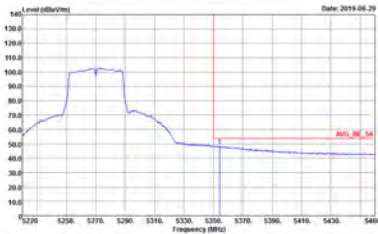
WIFI	Band 2 5250~5350MHz Band Edge @ 3m	
ANT	802.11ac VHT20 CH64 5320MHz	
1	Vertical	Fundamental
Peak	 <p>Site : 03CH15-HY            Condition : PEAK_BE_74 3m 91200_15_1620 VERTICAL            RBW:1000.0000Hz VBW:3000.0000Hz SWT:Auto            Detector : Peak            Project : 911641            Mode : 15</p>	 <p>Site : 03CH15-HY            Condition : PEAK(LIN1) 3m 91200_15_1620 VERTICAL            RBW:1000.0000Hz VBW:3000.0000Hz SWT:Auto            Detector : Peak            Project : 911641            Mode : 15</p>
Avg.	 <p>Site : 03CH15-HY            Condition : AVG_BE_54 3m 91200_15_1620 VERTICAL            RBW:1000.0000Hz VBW:10000Hz SWT:Auto            Detector : Peak            Project : 911641            Mode : 15</p>	Left blank



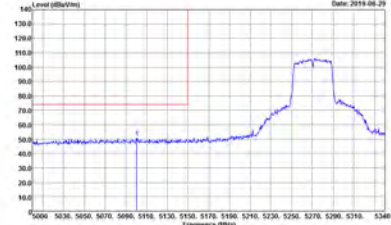
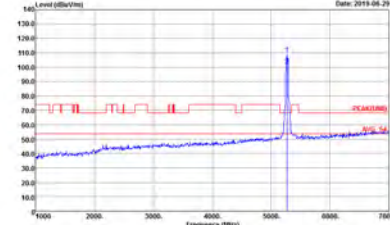
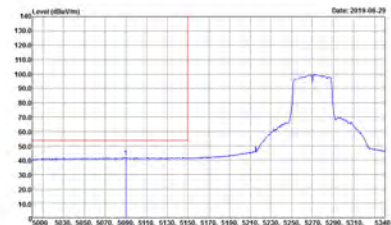
**Band 2 5250~5350MHz**  
**WIFI 802.11ac VHT40 (Band Edge @ 3m)**

WIFI	Band 2 5250~5350MHz Band Edge @ 3m	
ANT	802.11ac VHT40 CH54 5270 - L	
1	Horizontal	Fundamental
Peak	 <p>Site : 03CH15-HY            Condition : PEAK_BE_74 3m 91200_15_1620 HORIZONTAL            RBW:1000.000Hz VBW:3000.000Hz SWT:Auto            Detector : Peak            Project : 911641            Mode : 16</p>	 <p>Site : 03CH15-HY            Condition : PEAK(UNIT) 3m 91200_15_1620 HORIZONTAL            RBW:1000.000Hz VBW:3000.000Hz SWT:Auto            Detector : Peak            Project : 911641            Mode : 16</p>
Avg.	 <p>Site : 03CH15-HY            Condition : AVG_BE_54 3m 91200_15_1620 HORIZONTAL            RBW:1000.000Hz VBW:3.000Hz SWT:Auto            Detector : Peak            Project : 911641            Mode : 16</p>	Left blank



WIFI	Band 2 5250~5350MHz Band Edge @ 3m	
ANT	802.11ac VHT40 CH54 5270 - R	
1	Horizontal	Fundamental
Peak	 <p>Site : 03CH15-HY            Condition : PEAK_BE_74 3m 91200_15_1620 HORIZONTAL            RBW:3000.0000Hz VBW:3000.0000Hz SWT:Auto            Detector : Peak            Project : 911641            Mode : 16</p>	Left blank
Avg.	 <p>Site : 03CH15-HY            Condition : AVG_BE_54 3m 91200_15_1620 HORIZONTAL            RBW:3000.0000Hz VBW:3.0000Hz SWT:Auto            Detector : Peak            Project : 911641            Mode : 16</p>	Left blank



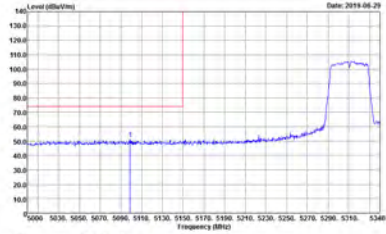
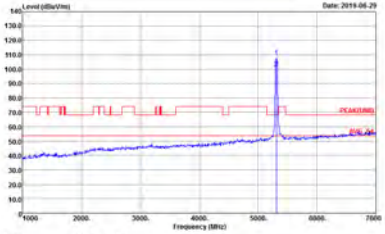
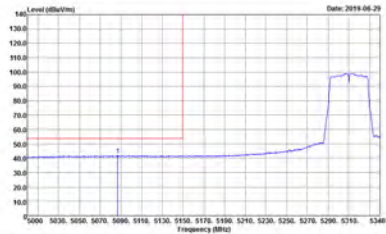
WIFI	Band 2 5250~5350MHz Band Edge @ 3m	
ANT	802.11ac VHT40 CH54 5270 - L	
1	Vertical	Fundamental
Peak	 <p>Site : 03CH15-HY            Condition : PEAK_BE_74 3m 91200_15_1620 VERTICAL            RBW:1000.000KHz VBW:3000.000KHz SWT:Auto            Detector : Peak            Project : 911641            Mode : 16</p>	 <p>Site : 03CH15-HY            Condition : PEAK(LINII) 3m 91200_15_1620 VERTICAL            RBW:1000.000KHz VBW:3000.000KHz SWT:Auto            Detector : Peak            Project : 911641            Mode : 16</p>
Avg.	 <p>Site : 03CH15-HY            Condition : AVG_BE_54 3m 91200_15_1620 VERTICAL            RBW:1000.000KHz VBW:3.000KHz SWT:Auto            Detector : Peak            Project : 911641            Mode : 16</p>	Left blank





WIFI	Band 2 5250~5350MHz Band Edge @ 3m	
ANT	802.11ac VHT40 CH54 5270 - R	
1	Vertical	Fundamental
Peak	<p>Site : 03CH15-HY            Condition : PEAK_BE_74 3m 91200_15_1620 VERTICAL            RBW:3000.0000Hz VBW:3000.0000Hz SWT:Auto            Detector : Peak            Project : 911641            Mode : 16</p>	Left blank
Avg.	<p>Site : 03CH15-HY            Condition : AVG_BE_54 3m 91200_15_1620 VERTICAL            RBW:3000.0000Hz VBW:3.0000Hz SWT:Auto            Detector : Peak            Project : 911641            Mode : 16</p>	Left blank

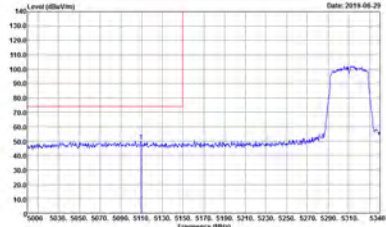
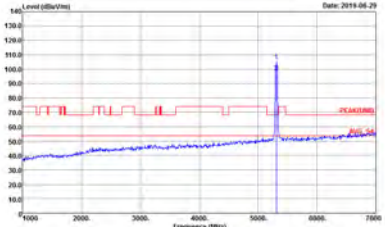
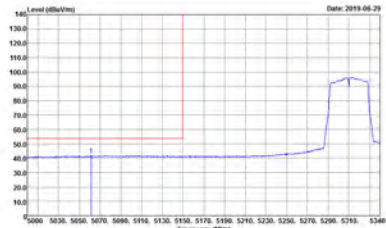


WIFI	Band 2 5250~5350MHz Band Edge @ 3m	
ANT	802.11ac VHT40 CH62 5310 - L	
1	Horizontal	Fundamental
Peak	 <p>Site : 03CH15-HY            Condition : PEAK_BE_74 3m 91200_15_1620 HORIZONTAL            RBW:1000.0000Hz VBW:3000.0000Hz SWT:Auto            Detector : Peak            Project : 911641            Mode : 17            Setting : 15.5</p>	 <p>Site : 03CH15-HY            Condition : PEAK(UNII) 3m 91200_15_1620 HORIZONTAL            RBW:1000.0000Hz VBW:3000.0000Hz SWT:Auto            Detector : Peak            Project : 911641            Mode : 17            Setting : 15.5</p>
Avg.	 <p>Site : 03CH15-HY            Condition : AVG_BE_54 3m 91200_15_1620 HORIZONTAL            RBW:1000.0000Hz VBW:3.0000Hz SWT:Auto            Detector : Peak            Project : 911641            Mode : 17            Setting : 15.5</p>	Left blank

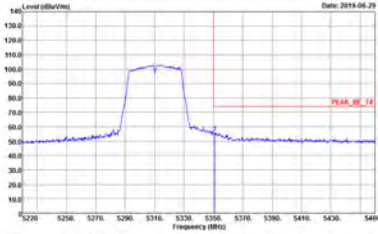
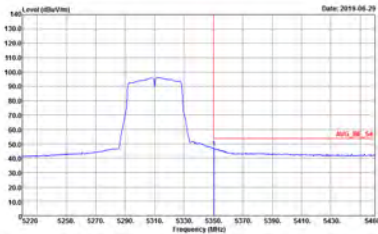


WIFI	Band 2 5250~5350MHz Band Edge @ 3m	
ANT	802.11ac VHT40 CH62 5310 - R	
1	Horizontal	Fundamental
Peak	<p>Site : 03CH15-HY Condition : /PEAK_BE_74 3m 91200_15_1620 HORIZONTAL RBW:1000.000KHz VBW:3000.000KHz SWT:Auto Detector : Peak Project : 911641 Mode : 17 Setting : 15.5</p>	Left blank
Avg.	<p>Site : 03CH15-HY Condition : /AVG_BE_54 3m 91200_15_1620 HORIZONTAL RBW:1000.000KHz VBW:3.000KHz SWT:Auto Detector : Peak Project : 911641 Mode : 17 Setting : 15.5</p>	Left blank



WIFI	Band 2 5250~5350MHz Band Edge @ 3m	
ANT	802.11ac VHT40 CH62 5310 - L	
1	Vertical	Fundamental
Peak	 <p>Site : 03CH15-HY            Condition : PEAK_BE_74 3m 91200_15_1620 VERTICAL            RBW:1000.000KHz VBW:3000.000KHz SWT:Auto            Detector : Peak            Project : 911641            Mode : 17            Setting : 15.5</p>	 <p>Site : 03CH15-HY            Condition : PEAK(UNI) 3m 91200_15_1620 VERTICAL            RBW:1000.000KHz VBW:3000.000KHz SWT:Auto            Detector : Peak            Project : 911641            Mode : 17            Setting : 15.5</p>
Avg.	 <p>Site : 03CH15-HY            Condition : AVG_BE_54 3m 91200_15_1620 VERTICAL            RBW:1000.000KHz VBW:3.000KHz SWT:Auto</p>	Left blank



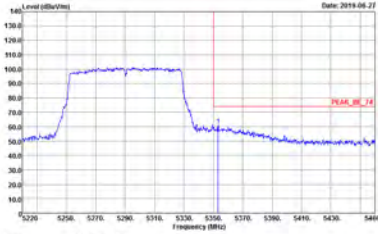
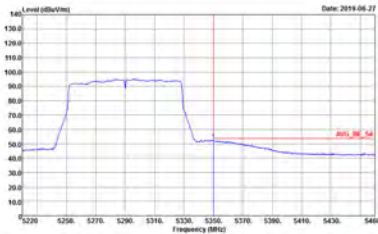
WIFI	Band 2 5250~5350MHz Band Edge @ 3m	
ANT	802.11ac VHT40 CH62 5310 - R	
1	Vertical	Fundamental
Peak	 <p>Site : 03CH15-HY            Condition : PEAK_BE_74 3m 91200_15_1620 VERTICAL            RBW:1000.0000Hz VBW:3000.0000Hz SWT:Auto            Detector : Peak            Project : 911641            Mode : 17            Setting : 15.5</p>	Left blank
Avg.	 <p>Site : 03CH15-HY            Condition : AVG_BE_54 3m 91200_15_1620 VERTICAL            RBW:1000.0000Hz VBW:3.0000Hz SWT:Auto            Detector : Peak            Project : 911641            Mode : 17            Setting : 15.5</p>	Left blank



**Band 2 5250~5350MHz**  
**WIFI 802.11ac VHT80 (Band Edge @ 3m)**

WIFI	Band 2 5250~5350MHz Band Edge @ 3m	
ANT	802.11ac VHT80 CH58 5290MHz - L	
1	Horizontal	Fundamental
<b>Peak</b>	<p>Site : 03CH15-HY Condition : PEAK_BE_74 3m 91200_15_1620 HORIZONTAL RBW:1000.000Hz VBW:3000.000Hz SWT:Auto Detector : Peak Project : 911641 Mode : 18 Setting : 14</p>	<p>Site : 03CH15-HY Condition : PEAK(UNIT) 3m 91200_15_1620 HORIZONTAL RBW:1000.000Hz VBW:3000.000Hz SWT:Auto Detector : Peak Project : 911641 Mode : 18 Setting : 14</p>
<b>Avg.</b>	<p>Site : 03CH15-HY Condition : AVG_BE_54 3m 91200_15_1620 HORIZONTAL RBW:1000.000Hz VBW:3.000Hz SWT:Auto Detector : Peak Project : 911641 Mode : 18 Setting : 14</p>	<b>Left blank</b>



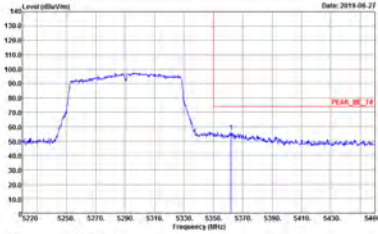
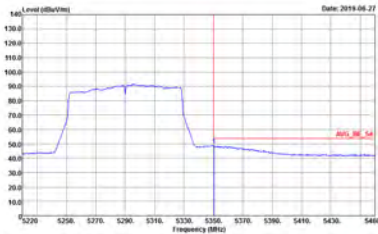
WIFI	Band 2 5250~5350MHz Band Edge @ 3m	
ANT	802.11ac VHT80 CH58 5290MHz - R	
1	Horizontal	Fundamental
<p><b>Peak</b></p>	 <p>Site : 03CH15-HY            Condition : PEAK_BE_74 3m 91200_15_1620 HORIZONTAL            RBW:3000.0000Hz VBW:3000.0000Hz SWT:Auto            Detector : Peak            Project : 911641            Mode : 1B            Setting : 14</p>	<p>Left blank</p>
<p><b>Avg.</b></p>	 <p>Site : 03CH15-HY            Condition : AVG_BE_54 3m 91200_15_1620 HORIZONTAL            RBW:3000.0000Hz VBW:3.0000Hz SWT:Auto            Detector : Peak            Project : 911641            Mode : 1B            Setting : 14</p>	<p>Left blank</p>



WIFI	Band 2 5250~5350MHz Band Edge @ 3m	
ANT	802.11ac VHT80 CH58 5290MHz - L	
1	Vertical	Fundamental
Peak	<p>Site : 03CH15-HY            Condition : /PEAK_BE_74 3m 91200_15_1620 VERTICAL            RBW:1000.000KHz VBW:3000.000KHz SWT:Auto            Detector : Peak            Project : 911641            Mode : 18            Setting : 14</p>	<p>Site : 03CH15-HY            Condition : /PEAK(LINII) 3m 91200_15_1620 VERTICAL            RBW:1000.000KHz VBW:3000.000KHz SWT:Auto            Detector : Peak            Project : 911641            Mode : 18            Setting : 14</p>
Avg.	<p>Site : 03CH15-HY            Condition : /AVG_BE_54 3m 91200_15_1620 VERTICAL            RBW:1000.000KHz VBW:3.000KHz SWT:Auto            Detector : Peak            Project : 911641            Mode : 18            Setting : 14</p>	Left blank





WIFI	Band 2 5250~5350MHz Band Edge @ 3m	
ANT	802.11ac VHT80 CH58 5290MHz - R	
1	Vertical	Fundamental
<p><b>Peak</b></p>	 <p>Site : 03CH15-HY            Condition : PEAK_BE_74 3m 91200_15_1620 VERTICAL            RBW:1000.0000Hz VBW:3000.0000Hz SWT:Auto            Detector : Peak            Project : 911641            Mode : 1S            Setting : 14</p>	<p>Left blank</p>
<p><b>Avg.</b></p>	 <p>Site : 03CH15-HY            Condition : AVG_BE_54 3m 91200_15_1620 VERTICAL            RBW:1000.0000Hz VBW:3.0000Hz SWT:Auto            Detector : Peak            Project : 911641            Mode : 1S            Setting : 14</p>	<p>Left blank</p>



Band 2 - 5250~5350MHz
WIFI 802.11a (Harmonic @ 3m)

Table with 3 columns: WIFI, ANT, and antenna orientation (Horizontal/Vertical). It contains two spectral plots showing Level (dBuV/m) vs Frequency (MHz) for Peak and Avg. measurements. Includes metadata like Site, Condition, Detector, Project, and Mode.



WIFI	Band 2 5250~5350MHz Harmonic @ 3m	
ANT	802.11a CH60 5300MHz	
1	Horizontal	Vertical
Peak Avg.	<p>Site : 03CH15-HV Condition : PEAQ(UNII) 3m 91200_15_1620 HORIZONTAL Detector : Peak Project : 911641 Mode : 11</p>	<p>Site : 03CH15-HV Condition : PEAQ(UNII) 3m 91200_15_1620 VERTICAL Detector : Peak Project : 911641 Mode : 11</p>



WIFI	Band 2 5250~5350MHz Harmonic @ 3m	
ANT	802.11a CH64 5320MHz	
1	Horizontal	Vertical
Peak Avg.	<p>Site : 03CH15-HV Condition : PEAK(UNII) 3m 91200_15_1620 HORIZONTAL Defector : Peak Project : 911641 Mode : 12</p>	<p>Site : 03CH15-HV Condition : PEAK(UNII) 3m 91200_15_1620 VERTICAL Defector : Peak Project : 911641 Mode : 12</p>



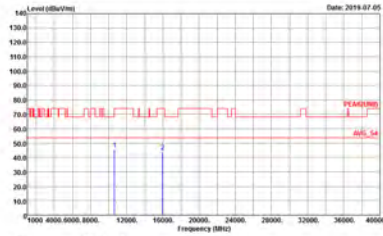
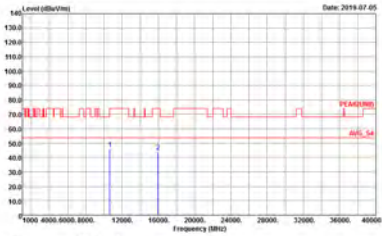
**Band 2 5250~5350MHz**  
**WIFI 802.11ac VHT20 (Harmonic @ 3m)**

<b>WIFI</b>	<b>Band 2 5250~5350MHz Harmonic @ 3m</b>	
<b>ANT</b>	<b>802.11ac VHT20 CH52 5260MHz</b>	
<b>1</b>	<b>Horizontal</b>	<b>Vertical</b>
<b>Peak</b> <b>Avg.</b>		



WIFI	Band 2 5250~5350MHz Harmonic @ 3m	
ANT	802.11ac VHT20 CH60 5300MHz	
1	Horizontal	Vertical
Peak Avg.	<p>Site : 03CH15-HV Condition : PEAK(UNII) 3m 91200_15_1620 HORIZONTAL Detector : Peak Project : 911641 Mode : 14</p>	<p>Site : 03CH15-HV Condition : PEAK(UNII) 3m 91200_15_1620 VERTICAL Detector : Peak Project : 911641 Mode : 14</p>



WIFI	Band 2 5250~5350MHz Harmonic @ 3m	
ANT	802.11ac VHT20 CH64 5320MHz	
1	Horizontal	Vertical
Peak Avg.	 <p>Site : 03CH15-HV Condition : PEAK(UNII) 3m 91200_15_1620 HORIZONTAL Defector : Peak Project : 911641 Mode : 15</p>	 <p>Site : 03CH15-HV Condition : PEAK(UNII) 3m 91200_15_1620 VERTICAL Defector : Peak Project : 911641 Mode : 15</p>