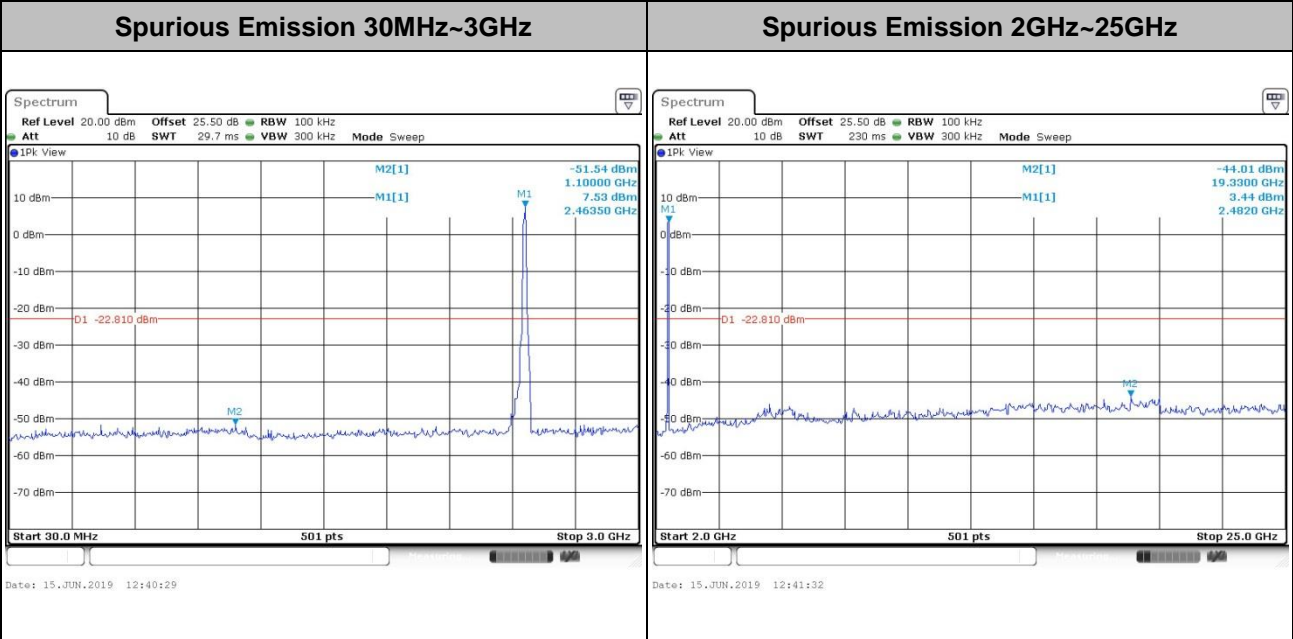
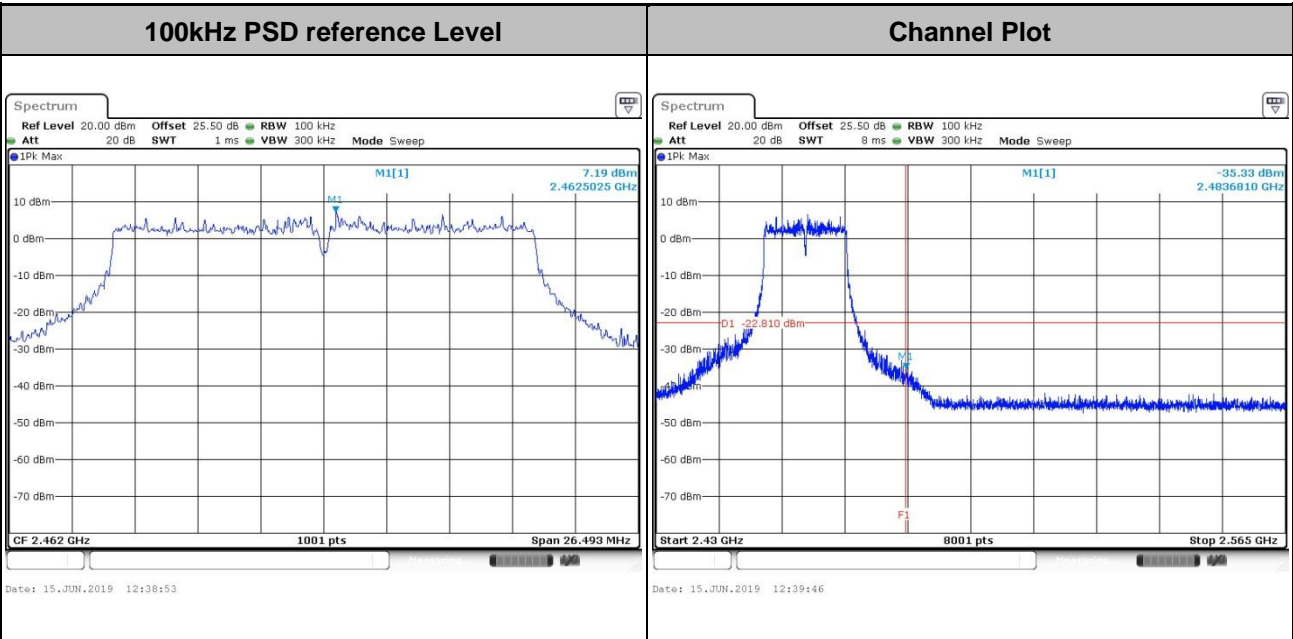


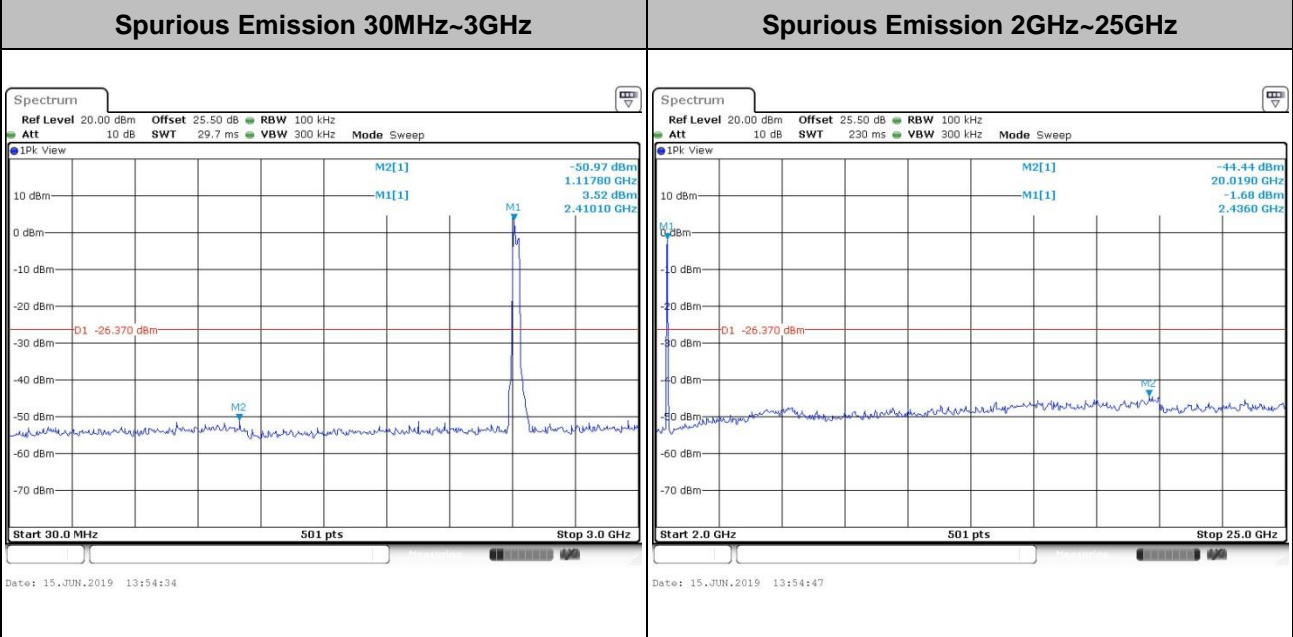
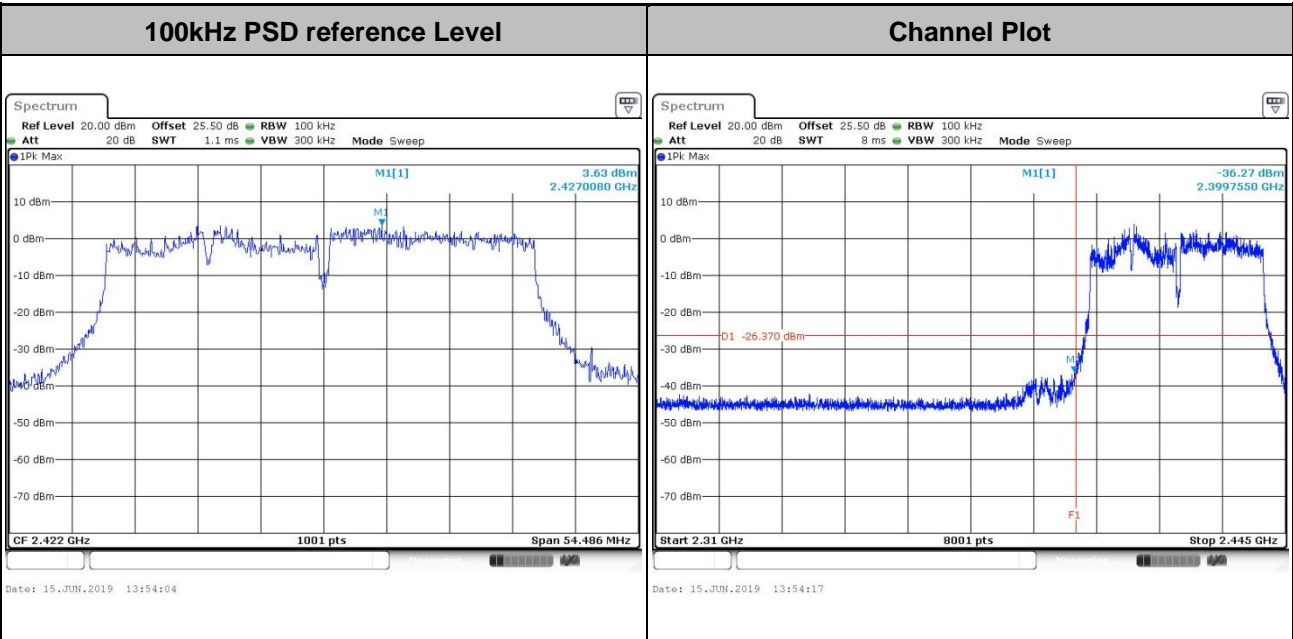


Test Mode :	802.11ac VHT20	Test Channel :	11
-------------	----------------	----------------	----



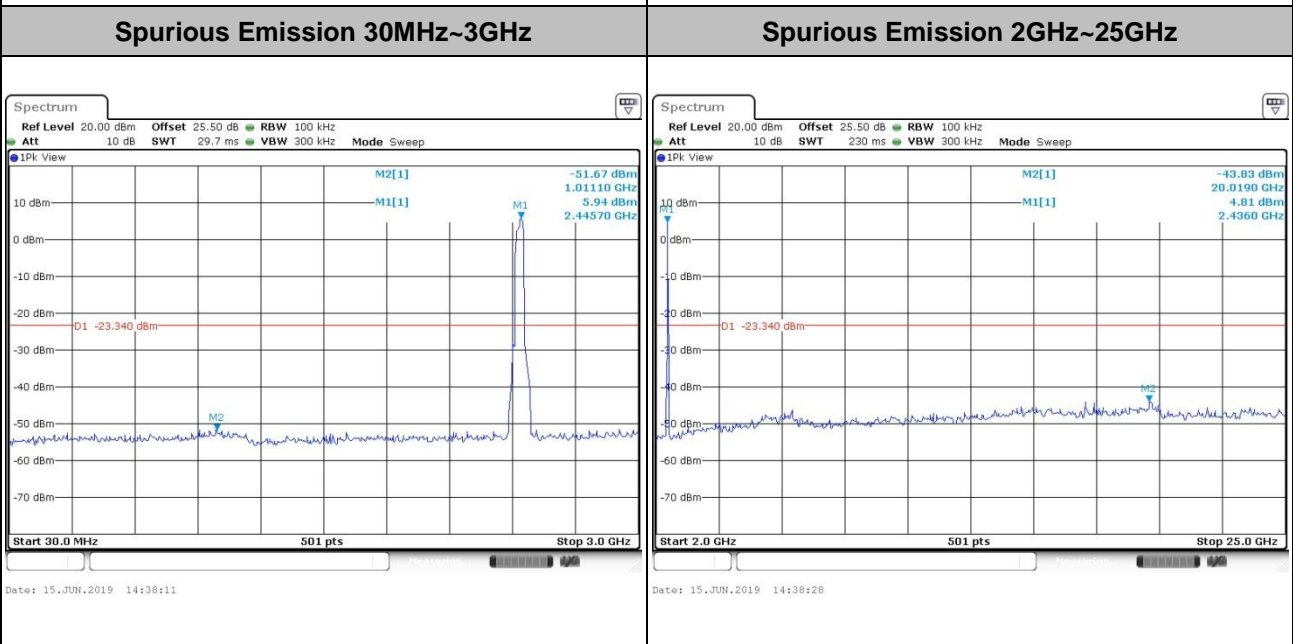
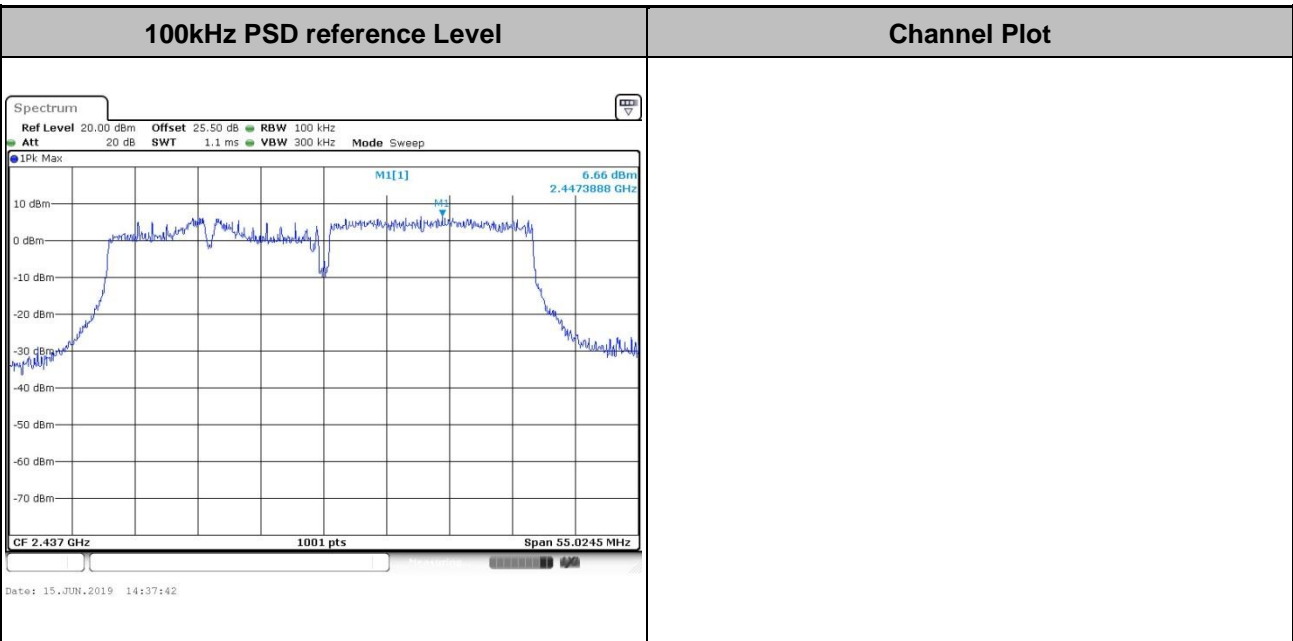


Test Mode :	802.11ac VHT40	Test Channel :	03
-------------	----------------	----------------	----



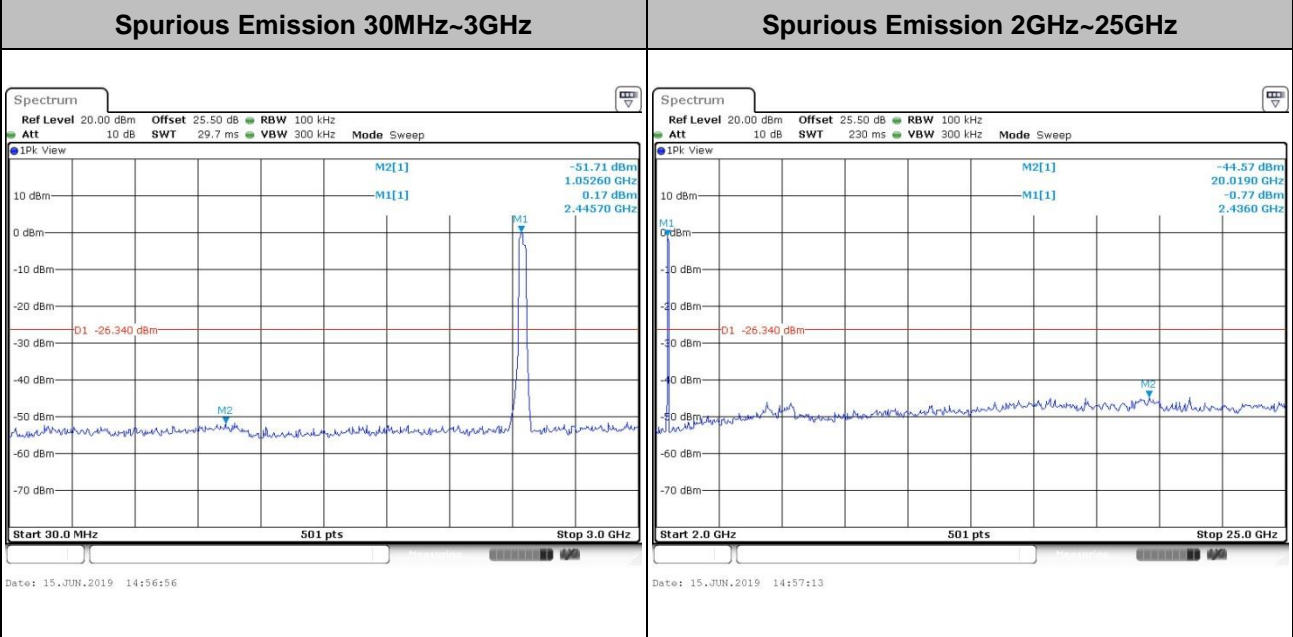
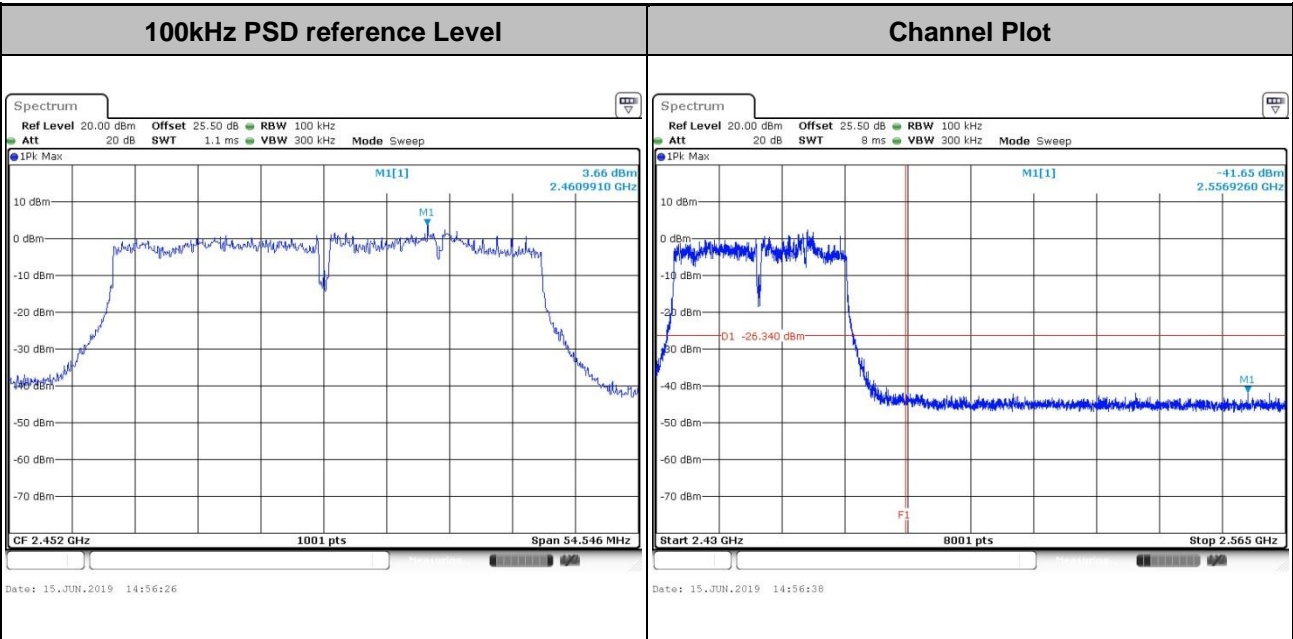


Test Mode :	802.11ac VHT40	Test Channel :	06
-------------	----------------	----------------	----





Test Mode : 802.11ac VHT40 Test Channel : 09





3.5 Radiated Band Edges and Spurious Emission Measurement

3.5.1 Limit of Radiated band edge and Spurious Emission Measurement

In any 100 kHz bandwidth outside the intentional radiator frequency band, all harmonics/spurious must be at least 20 dB below the highest emission level within the authorized band. If the output power of this device was measured by spectrum analyzer, the attenuation under this paragraph shall be 30 dB instead of 20 dB. In addition, radiated emissions which fall in the restricted bands must also comply with the limits as below.

Frequency (MHz)	Field Strength (microvolts/meter)	Measurement Distance (meters)
0.009 – 0.490	2400/F(kHz)	300
0.490 – 1.705	24000/F(kHz)	30
1.705 – 30.0	30	30
30 – 88	100	3
88 – 216	150	3
216 - 960	200	3
Above 960	500	3

3.5.2 Measuring Instruments

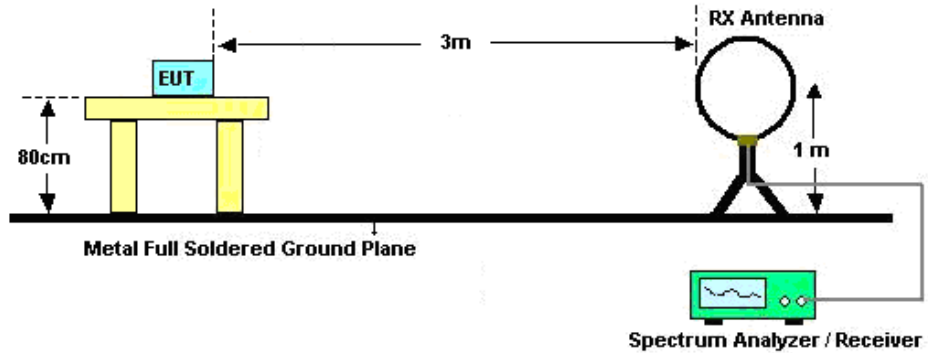
See list of measuring equipment of this test report.

**3.5.3 Test Procedures**

1. The testing follows the ANSI C63.10 Section 11.12.1 Radiated emission measurements
2. The EUT was arranged to its worst case and then tune the antenna tower (from 1 m to 4 m) and turntable (from 0 degree to 360 degrees) to find the maximum reading. A pre-amp and a high pass filter are used for the test in order to get better signal level.
3. The EUT was placed on a turntable with 0.8 meter for frequency below 1GHz and 1.5 meter for frequency above 1GHz respectively above ground.
4. The EUT was set 3 meters from the interference receiving antenna, which was mounted on the top of a variable height antenna tower.
5. Corrected Reading: Antenna Factor + Cable Loss + Read Level - Preamp Factor = Level
6. For testing below 1GHz, if the emission level of the EUT in peak mode was 3 dB lower than the limit specified, then peak values of EUT will be reported, otherwise, the emissions will be repeated one by one using the CISPR quasi-peak method and reported.
7. For testing above 1GHz, the emission level of the EUT in peak mode was 20dB lower than average limit (that means the emission level in average mode also complies with the limit in average mode), then peak values of EUT will be reported, otherwise, the emissions will be measured in average mode again and reported.
8. Use the following spectrum analyzer settings:
 - (1) Span shall wide enough to fully capture the emission being measured;
 - (2) Set RBW=100 kHz for $f < 1$ GHz; $VBW \geq RBW$; Sweep = auto; Detector function = peak; Trace = max hold;
 - (3) Set RBW = 1 MHz, VBW= 3MHz for $f \geq 1$ GHz for peak measurement.
For average measurement:
 - $VBW = 10$ Hz, when duty cycle is no less than 98 percent.
 - $VBW \geq 1/T$, when duty cycle is less than 98 percent where T is the minimum transmission duration over which the transmitter is on and is transmitting at its maximum power control level for the tested mode of operation.

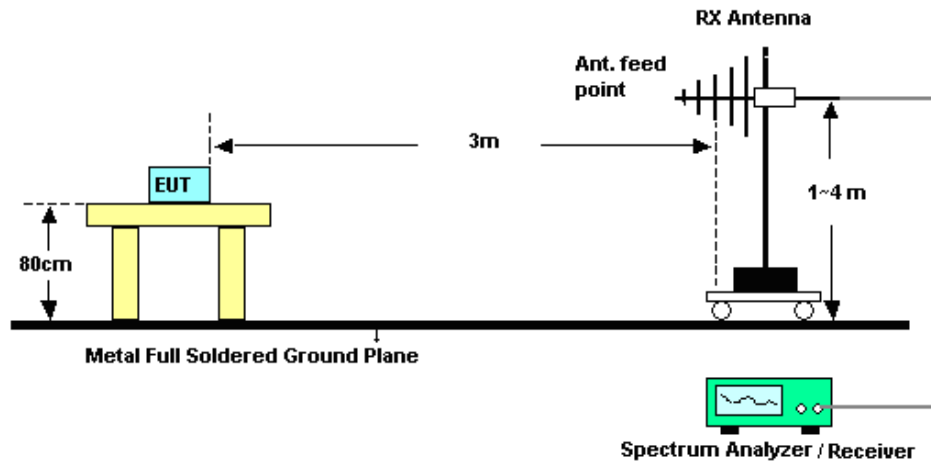
3.5.4 Test Setup

For radiated emissions below 30MHz

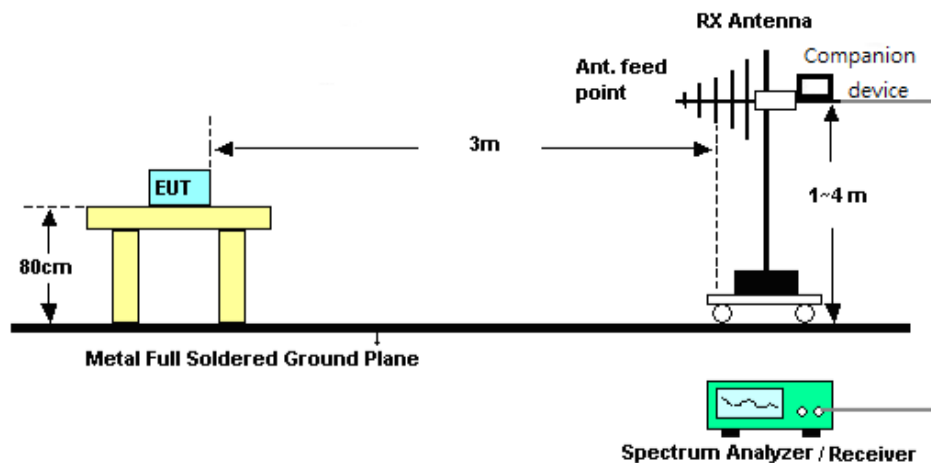


For radiated emissions from 30MHz to 1GHz

<CDD Mode>

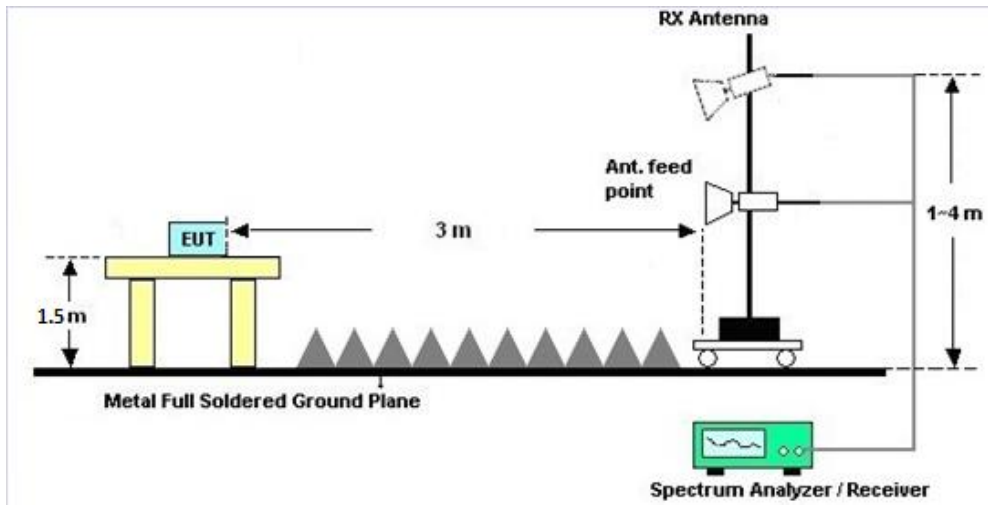


<TXBF Modes>

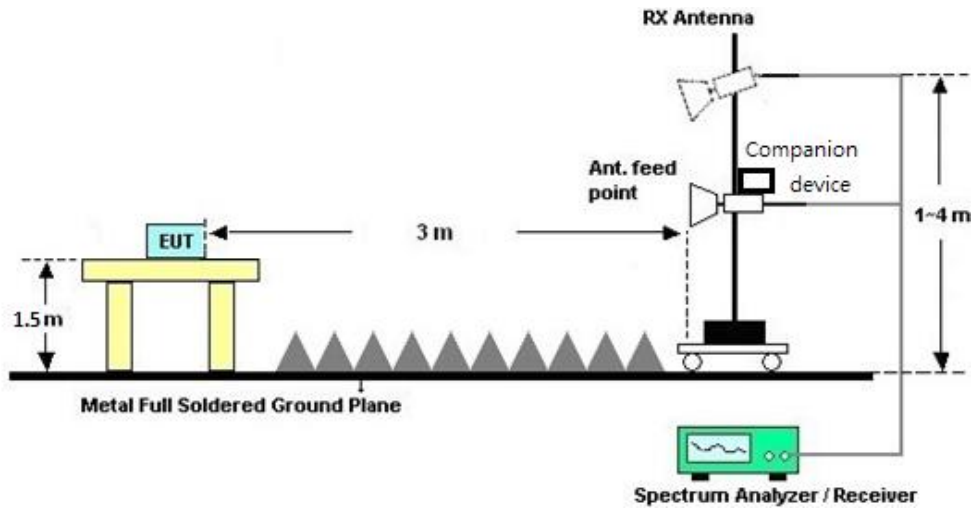


For radiated emissions above 1GHz

<CDD Mode>



<TXBF Modes>





3.5.5 Test Results of Radiated Spurious Emissions (9kHz ~ 30MHz)

The low frequency, which started from 9 kHz to 30MHz, was pre-scanned and the result which was 20dB lower than the limit line was not reported.

There is a comparison data of both open-field test site and alternative test site - semi-Anechoic chamber according to 414788 D01 Radiated Test Site v01r01, and the result came out very similar.

3.5.6 Test Result of Radiated Spurious at Band Edges

Please refer to Appendix B and C.

3.5.7 Duty Cycle

Please refer to Appendix D.

3.5.8 Test Result of Radiated Spurious Emission (30MHz ~ 10th Harmonic)

Please refer to Appendix B and C.

3.6 AC Conducted Emission Measurement

3.6.1 Limit of AC Conducted Emission

For equipment that is designed to be connected to the public utility (AC) power line, the radio frequency voltage that is conducted back onto the AC power line on any frequency or frequencies within the band 150 kHz to 30 MHz shall not exceed the limits in the following table.

Frequency of Emission (MHz)	Conducted Limit (dB μ V)	
	Quasi-Peak	Average
0.15-0.5	66 to 56*	56 to 46*
0.5-5	56	46
5-30	60	50

*Decreases with the logarithm of the frequency.

3.6.2 Measuring Instruments

See list of measuring equipment of this test report.

3.6.3 Test Procedures

1. The EUT was placed 0.4 meter from the conducting wall of the shielding room, and it was kept at least 80 centimeters from any other grounded conducting surface.
2. Connect EUT to the power mains through a line impedance stabilization network (LISN).
3. All the support units are connecting to the other LISN.
4. The LISN provides 50 ohm coupling impedance for the measuring instrument.
5. The FCC states that a 50 ohm, 50 microhenry LISN should be used.
6. Both sides of AC line were checked for maximum conducted interference.
7. The frequency range from 150 kHz to 30 MHz was searched.
8. Set the test-receiver system to Peak Detect Function and specified bandwidth (IF bandwidth = 9kHz) with Maximum Hold Mode.

3.6.4 Test Setup



3.6.5 Test Result of AC Conducted Emission

Please refer to Appendix A.



3.7 Antenna Requirements

3.7.1 Standard Applicable

If directional gain of transmitting Antennas is greater than 6dBi, the power shall be reduced by the same level in dB comparing to gain minus 6dBi. The use of a permanently attached Antenna or of an Antenna that uses a unique coupling to the intentional radiator shall be considered sufficient to comply with the rule.

3.7.2 Antenna Anti-Replacement Construction

An embedded-in antenna design is used.

3.7.3 Antenna Gain

<CDD Modes >

FCC KDB 662911 D01 Multiple Transmitter Output v02r01

For CDD transmissions, directional gain is calculated as

Directional gain = G_{ANT} + Array Gain, where Array Gain is as follows.

For power spectral density (PSD) measurements on all devices,

Array Gain = $10 \log(N_{ANT}/N_{SS}=1)$ dB.

For power measurements on IEEE 802.11 devices,

Array Gain = 0 dB (i.e., no array gain) for $N_{ANT} \leq 4$.

Directional gain may be calculated by using the formulas applicable to equal gain antennas with G_{ANT} set equal to the gain of the antenna having the highest gain;

The EUT supports CDD mode.

For power, the directional gain G_{ANT} is set equal to the antenna having the highest gain, i.e., F)2)f)i).

For PSD, the directional gain calculation is following F)2)f)ii) of KDB 662911 D01 v02r01.

The power and PSD limit should be modified if the directional gain of EUT is over 6 dBi,

The directional gain "DG" is calculated as following table.

<CDD Modes>						
			DG	DG	Power	PSD
	Ant. 1	Ant. 2	for	for	Limit	Limit
	(dBi)	(dBi)	Power	PSD	Reduction	Reduction
			(dBi)	(dBi)	(dB)	(dB)
2.4 GHz	1.97	2.07	2.07	5.03	0.00	0.00

$Power\ Limit\ Reduction = DG(Power) - 6dBi, (min = 0)$

$PSD\ Limit\ Reduction = DG(PSD) - 6dBi, (min = 0)$

TXBF modes

FCC KDB 662911 D01 Multiple Transmitter Output v02r01

For CDD transmissions, directional gain is calculated as

$$DirectionalGain = 10 \cdot \log \left[\frac{\sum_{j=1}^{N_{SS}} \left\{ \sum_{k=1}^{N_{ANT}} g_{j,k} \right\}^2}{N_{ANT}} \right]$$

where

Each antenna is driven by no more than one spatial stream;

N_{SS} = the number of independent spatial streams of data;

N_{ANT} = the total number of antennas

$g_{j,k} = 10^{G_k / 20}$ if the k th antenna is being fed by spatial stream j , or zero if it is not;
 G_k is the gain in dBi of the k th antenna.

The EUT supports beamforming for 802.11ac modes.

The directional gain calculation is following F)2)e)ii) of KDB 662911 D01 v02r01.

The power and PSD limit should be modified if the directional gain of EUT is over 6 dBi,

The directional gain “DG” is calculated as following table.

			DG	DG	Power	PSD
			for	for	Limit	Limit
	Ant. 1	Ant. 2	Power	PSD	Reduction	Reduction
	(dBi)	(dBi)	(dBi)	(dBi)	(dB)	(dB)
2.4 GHz	1.97	2.07	5.03	5.03	0.00	0.00

Power Limit Reduction = DG(Power) – 6dBi, (min = 0)

PSD Limit Reduction = DG(PSD) – 6dBi, (min = 0)



4 List of Measuring Equipment

Instrument	Manufacturer	Model No.	Serial No.	Characteristics	Calibration Date	Test Date	Due Date	Remark
Loop Antenna	Rohde & Schwarz	HFH2-Z2	100488	9 kHz~30 MHz	Jan. 07, 2019	May 22, 2019~ Jun. 18, 2019	Jan. 06, 2020	Radiation (03CH13-HY)
Horn Antenna	SCHWARZBE CK	BBHA 9120 D	9120D-1241	1GHz ~ 18GHz	Jun. 29, 2018	May 22, 2019~ Jun. 18, 2019	Jun. 28, 2019	Radiation (03CH13-HY)
Bilog Antenna	TESEQ	CBL 6111D&00800N1 D01N-06	37059&01	30MHz~1GHz	Oct. 13, 2018	May 22, 2019~ Jun. 18, 2019	Oct. 12, 2019	Radiation (03CH13-HY)
SHF-EHF Horn Antenna	SCHWARZBE CK	BBHA 9170	BBHA9170584	18GHz- 40GHz	Dec. 05, 2018	May 22, 2019~ Jun. 18, 2019	Dec. 04, 2019	Radiation (03CH13-HY)
Preamplifier	Keysight	83017A	MY53270080	1GHz~26.5GHz	Nov. 14, 2018	May 22, 2019~ Jun. 18, 2019	Nov. 13, 2020	Radiation (03CH13-HY)
Preamplifier	MITEQ	AMF-7D-001018 00-30-10P	1590074	1GHz~18GHz	May 20, 2019	May 22, 2019~ Jun. 18, 2019	May 19, 2020	Radiation (03CH13-HY)
Amplifier	Sonoma-Instru ment	310 N	187282	9KHz~1GHz	Dec. 18, 2018	May 22, 2019~ Jun. 18, 2019	Dec. 17, 2019	Radiation (03CH13-HY)
Amplifier	MITEQ	TTA1840-35-HG	1871923	18GHz~40GHz, VSWR : 2.5:1 max	Jul. 16, 2018	May 22, 2019~ Jun. 18, 2019	Jul. 15, 2019	Radiation (03CH13-HY)
RF Cable	HUBER + SUHNER	SUCOFLEX 126E	0030/126E	30M-18G	Feb. 13, 2019	May 22, 2019~ Jun. 18, 2019	Feb. 12, 2020	Radiation (03CH13-HY)
RF Cable	HUBER + SUHNER	SUCOFLEX 104	804793/4	30M-18G	Feb. 13, 2019	May 22, 2019~ Jun. 18, 2019	Feb. 12, 2020	Radiation (03CH13-HY)
RF Cable	HUBER + SUHNER	SUCOFLEX 104	MY24961/4	30M-18G	Feb. 13, 2019	May 22, 2019~ Jun. 18, 2019	Feb. 12, 2020	Radiation (03CH13-HY)
RF Cable	HUBER + SUHNER	SUCOFLEX 102	MY2859/2	30M~40GHz	Mar. 13, 2019	May 22, 2019~ Jun. 18, 2019	Mar. 12, 2020	Radiation (03CH13-HY)
RF Cable	HUBER + SUHNER	SUCOFLEX 102	MY4274/2	30M~40GHz	Mar. 13, 2019	May 22, 2019~ Jun. 18, 2019	Mar. 12, 2020	Radiation (03CH13-HY)
Spectrum Analyzer	Keysight	N9010A	MY55370526	10Hz~44GHz	Mar. 19, 2019	May 22, 2019~ Jun. 18, 2019	Mar. 18, 2020	Radiation (03CH13-HY)
Antenna Mast	EMEC	AM-BS-4500-B	N/A	1m~4m	N/A	May 22, 2019~ Jun. 18, 2019	N/A	Radiation (03CH13-HY)
Turn Table	EMEC	TT2000	N/A	0~360 Degree	N/A	May 22, 2019~ Jun. 18, 2019	N/A	Radiation (03CH13-HY)
Software	AUDIX	E3 6.2009-8-24c	RK-001124	N/A	N/A	May 22, 2019~ Jun. 18, 2019	N/A	Radiation (03CH13-HY)
EMI Test Receiver	Keysight	N9038A(MXE)	MY54130085	20Hz ~ 8.4GHz	Nov. 01, 2018	May 22, 2019~ Jun. 18, 2019	Oct. 31, 2019	Radiation (03CH13-HY)
Filter	Woken	WHKX8-5272.5- 6750-18000-40S T	SN5	6.75G Highpass	Mar.13, 2019	May 22, 2019~ Jun. 18, 2019	Mar. 12, 2020	Radiation (03CH13-HY)
Filter	Wainwright	WHKX12-1080-1 200-15000-60ST	SN3	1.2G Low Pass	Jul. 05, 2018	May 22, 2019~ Jun. 18, 2019	Jul. 04, 2019	Radiation (03CH13-HY)
Filter	Wainwright	WHKX12-2700-3 000-18000-60SS	SN2	3G High Pass	Jul. 16, 2018	May 22, 2019~ Jun. 18, 2019	Jul. 15, 2019	Radiation (03CH13-HY)



Instrument	Manufacturer	Model No.	Serial No.	Characteristics	Calibration Date	Test Date	Due Date	Remark
Power Sensor	DARE	RPR3006W	13100030SNO32	9kHz~6GHz	Dec. 03, 2018	May 15, 2019~ Jun. 20, 2019	Dec. 02, 2019	Conducted (TH05-HY)
Spectrum Analyzer	Rohde & Schwarz	FSP40	100057	9kHz~40GHz	Nov. 21, 2018	May 15, 2019~ Jun. 20, 2019	Nov. 20, 2019	Conducted (TH05-HY)
Switch Box & RF Cable	Burgeon	ETF-058	EC1208382	N/A	Mar. 27, 2019	May 15, 2019~ Jun. 20, 2019	Mar. 26, 2020	Conducted (TH05-HY)
AC Power Source	ChainTek	APC-1000W	N/A	N/A	N/A	May 21, 2019	N/A	Conduction (CO05-HY)
EMI Test Receiver	Rohde & Schwarz	ESR3	102388	9KHz~3.6GHz	Nov. 12, 2018	May 21, 2019	Nov. 11, 2019	Conduction (CO05-HY)
LISN	Rohde & Schwarz	ENV216	100080	9kHz~30MHz	Nov. 14, 2018	May 21, 2019	Nov. 13, 2019	Conduction (CO05-HY)
LISN	Rohde & Schwarz	ENV216	100081	9kHz~30MHz	Nov. 09, 2018	May 21, 2019	Nov. 08, 2019	Conduction (CO05-HY)
Software	Rohde & Schwarz	EMC32 V10.30	N/A	N/A	N/A	May 21, 2019	N/A	Conduction (CO05-HY)
LF Cable	HUBER + SUHNER	RG-214/U	LF01	N/A	Dec. 31, 2018	May 21, 2019	Dec. 30, 2019	Conduction (CO05-HY)
Pulse Limiter	Rohde & Schwarz	ESH3-Z2	100851	N/A	Dec. 31, 2018	May 21, 2019	Dec. 30, 2019	Conduction (CO05-HY)



5 Uncertainty of Evaluation

Uncertainty of Conducted Emission Measurement (150kHz ~ 30MHz)

Measuring Uncertainty for a Level of Confidence of 95% ($U = 2Uc(y)$)	2.20
---	------

Uncertainty of Radiated Emission Measurement (30 MHz ~ 1000 MHz)

Measuring Uncertainty for a Level of Confidence of 95% ($U = 2Uc(y)$)	4.90
---	------

Uncertainty of Radiated Emission Measurement (1000 MHz ~ 18000 MHz)

Measuring Uncertainty for a Level of Confidence of 95% ($U = 2Uc(y)$)	5.40
---	------

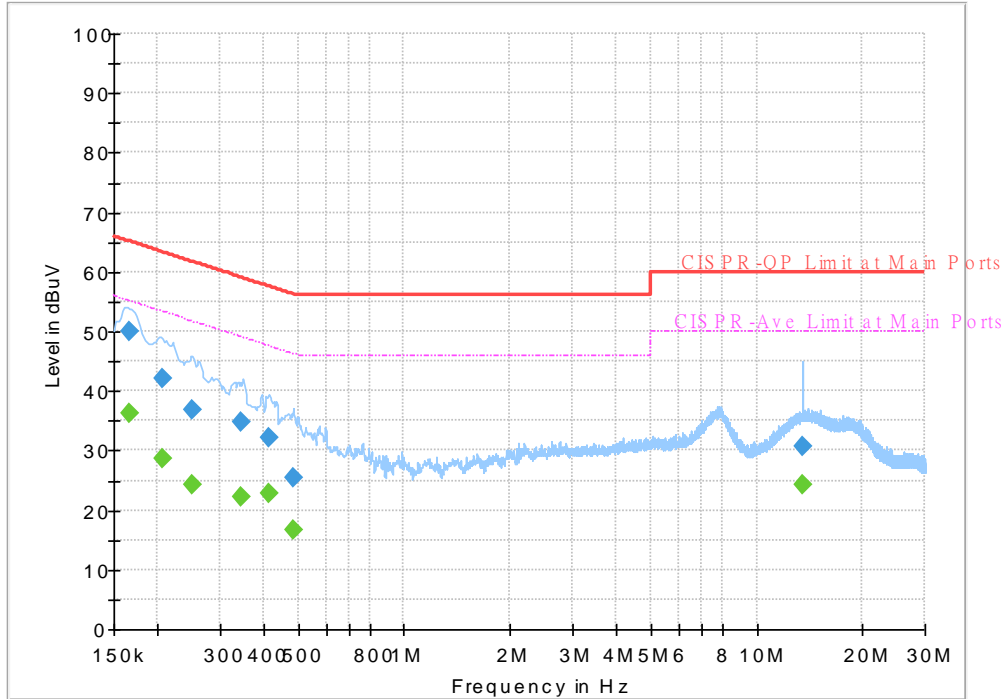
Uncertainty of Radiated Emission Measurement (18000 MHz ~ 40000 MHz)

Measuring Uncertainty for a Level of Confidence of 95% ($U = 2Uc(y)$)	4.30
---	------



Appendix A. AC Conducted Emission Test Results

Test Engineer :	Eric Jeng	Temperature :	22~25°C
		Relative Humidity :	52~55%
Test Voltage :	120Vac / 60Hz	Phase :	Line

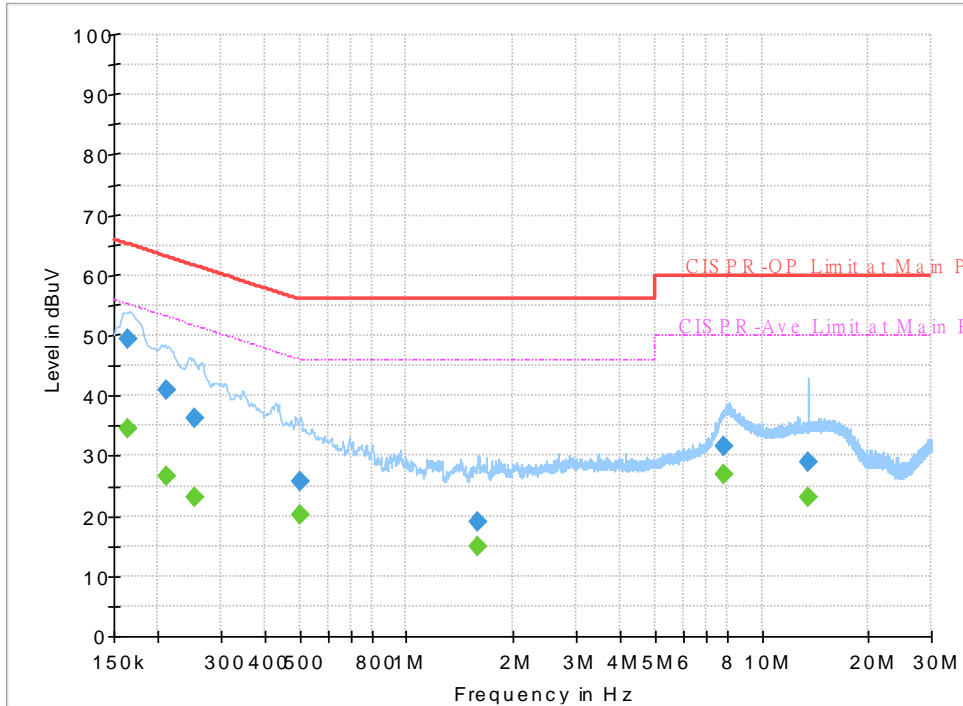


Final Result

Frequency (MHz)	QuasiPeak (dBuV)	CAverage (dBuV)	Limit (dBuV)	Margin (dB)	Line	Filter	Corr. (dB)
0.165750	---	36.39	55.17	18.78	L1	OFF	19.5
0.165750	49.90	---	65.17	15.27	L1	OFF	19.5
0.206250	---	28.53	53.36	24.83	L1	OFF	19.5
0.206250	42.04	---	63.36	21.32	L1	OFF	19.5
0.251250	---	24.26	51.72	27.46	L1	OFF	19.5
0.251250	36.95	---	61.72	24.77	L1	OFF	19.5
0.343500	---	22.37	49.12	26.75	L1	OFF	19.5
0.343500	34.82	---	59.12	24.30	L1	OFF	19.5
0.415500	---	22.71	47.54	24.83	L1	OFF	19.5
0.415500	32.16	---	57.54	25.38	L1	OFF	19.5
0.483000	---	16.60	46.29	29.69	L1	OFF	19.5
0.483000	25.42	---	56.29	30.87	L1	OFF	19.5
13.560000	---	24.41	50.00	25.59	L1	OFF	19.7
13.560000	30.72	---	60.00	29.28	L1	OFF	19.7



Test Engineer :	Eric Jeng	Temperature :	22~25°C
		Relative Humidity :	52~55%
Test Voltage :	120Vac / 60Hz	Phase :	Neutral



Final Result

Frequency (MHz)	QuasiPeak (dBuV)	CAverage (dBuV)	Limit (dBuV)	Margin (dB)	Line	Filter	Corr. (dB)
0.163500	---	34.49	55.28	20.79	N	OFF	19.5
0.163500	49.31	---	65.28	15.97	N	OFF	19.5
0.210750	---	26.58	53.18	26.60	N	OFF	19.5
0.210750	40.98	---	63.18	22.20	N	OFF	19.5
0.253500	---	23.09	51.64	28.55	N	OFF	19.5
0.253500	36.37	---	61.64	25.27	N	OFF	19.5
0.503250	---	20.19	46.00	25.81	N	OFF	19.5
0.503250	25.83	---	56.00	30.17	N	OFF	19.5
1.594500	---	14.86	46.00	31.14	N	OFF	19.6
1.594500	18.95	---	56.00	37.05	N	OFF	19.6
7.829250	---	27.02	50.00	22.98	N	OFF	19.7
7.829250	31.57	---	60.00	28.43	N	OFF	19.7
13.557750	---	23.02	50.00	26.98	N	OFF	19.8
13.557750	28.87	---	60.00	31.13	N	OFF	19.8



Appendix B. Radiated Spurious Emission

Test Engineer :	Andy Yang, JC Liang, and Wilson Wu	Temperature :	24.5~24.6°C
		Relative Humidity :	50 ~ 52%

2.4GHz 2400~2483.5MHz

WIFI 802.11b (Band Edge @ 3m)

WIFI	Note	Frequency	Level	Over	Limit	Read	Antenna	Path	Preamp	Ant	Table	Peak	Pol.	
Ant.				Limit	Line	Level	Factor	Loss	Factor	Pos	Pos	Avg.		
1		(MHz)	(dBμV/m)	(dB)	(dBμV/m)	(dBμV)	(dB/m)	(dB)	(dB)	(cm)	(deg)	(P/A)	(H/V)	
802.11b CH 01 2412MHz		2385.18	53.29	-20.71	74	41.76	27.19	13.92	29.58	102	304	P	H	
		2390	43.21	-10.79	54	31.64	27.23	13.92	29.58	102	304	A	H	
	*	2412	109.75	-	-	98.11	27.28	13.94	29.58	102	304	P	H	
	*	2412	106.45	-	-	94.81	27.28	13.94	29.58	102	304	A	H	
													H	
													H	
			2389.905	52.96	-21.04	74	41.39	27.23	13.92	29.58	391	6	P	V
			2390	42.77	-11.23	54	31.2	27.23	13.92	29.58	391	6	A	V
	*		2412	109.52	-	-	97.88	27.28	13.94	29.58	391	6	P	V
	*		2412	106.49	-	-	94.85	27.28	13.94	29.58	391	6	A	V
													V	
													V	
802.11b CH 06 2437MHz		2376.22	52.39	-21.61	74	40.87	27.19	13.91	29.58	100	277	P	H	
		2389.1	41.66	-12.34	54	30.09	27.23	13.92	29.58	100	277	A	H	
	*	2437	110.2	-	-	98.45	27.37	13.96	29.58	100	277	P	H	
	*	2437	106.9	-	-	95.15	27.37	13.96	29.58	100	277	A	H	
			2491.18	53.64	-20.36	74	41.7	27.5	14.01	29.57	100	277	P	H
			2485.02	42.13	-11.87	54	30.24	27.46	14	29.57	100	277	A	H
			2380	52.26	-21.74	74	40.74	27.19	13.91	29.58	335	0	P	V
			2388.82	41.5	-12.5	54	29.93	27.23	13.92	29.58	335	0	A	V
	*		2437	109.74	-	-	97.99	27.37	13.96	29.58	335	0	P	V
	*		2437	106.49	-	-	94.74	27.37	13.96	29.58	335	0	A	V
			2486.35	52.81	-21.19	74	40.92	27.46	14	29.57	335	0	P	V
			2485.16	41.85	-12.15	54	29.96	27.46	14	29.57	335	0	A	V



802.11b CH 11 2462MHz	*	2462	110.63	-	-	98.81	27.41	13.98	29.57	109	293	P	H
	*	2462	107.48	-	-	95.66	27.41	13.98	29.57	109	293	A	H
		2488.36	53.06	-20.94	74	41.12	27.5	14.01	29.57	109	293	P	H
		2485.16	42.35	-11.65	54	30.46	27.46	14	29.57	109	293	A	H
													H
													H
	*	2462	110	-	-	98.18	27.41	13.98	29.57	370	8	P	V
	*	2462	106.82	-	-	95	27.41	13.98	29.57	370	8	A	V
		2487.64	52.76	-21.24	74	40.83	27.5	14	29.57	370	8	P	V
		2485.48	42.39	-11.61	54	30.5	27.46	14	29.57	370	8	A	V
													V
													V
Remark	1. No other spurious found. 2. All results are PASS against Peak and Average limit line.												



**2.4GHz 2400~2483.5MHz
WIFI 802.11b (Harmonic @ 3m)**

WIFI Ant. 1	Note	Frequency (MHz)	Level (dBµV/m)	Over Limit (dB)	Limit Line (dBµV/m)	Read Level (dBµV)	Antenna Factor (dB/m)	Path Loss (dB)	Preamp Factor (dB)	Ant Pos (cm)	Table Pos (deg)	Peak Avg. (P/A)	Pol. (H/V)	
802.11b CH 01 2412MHz		4824	40.26	-33.74	74	60.13	31.26	6.42	57.55	100	0	P	H	
													H	
													H	
													H	
			4824	43.15	-30.85	74	63.02	31.26	6.42	57.55	100	0	P	V
														V
														V
802.11b CH 06 2437MHz		4874	38.82	-35.18	74	58.35	31.36	6.56	57.45	100	0	P	H	
		7311	43.43	-30.57	74	56.32	36.18	8.2	57.27	100	0	P	H	
													H	
													H	
			4874	40.58	-33.42	74	60.11	31.36	6.56	57.45	100	0	P	V
			7311	43.47	-30.53	74	56.36	36.18	8.2	57.27	100	0	P	V
														V
802.11b CH 11 2462MHz		4924	40.14	-33.86	74	59.33	31.46	6.7	57.35	100	0	P	H	
		7386	43.87	-30.13	74	56.72	36.37	8.14	57.36	100	0	P	H	
													H	
													H	
			4924	40.52	-33.48	74	59.71	31.46	6.7	57.35	100	0	P	V
			7386	43.47	-30.53	74	56.32	36.37	8.14	57.36	100	0	P	V
														V
Remark	1. No other spurious found.													
	2. All results are PASS against Peak and Average limit line.													



**2.4GHz 2400~2483.5MHz
WIFI 802.11g (Band Edge @ 3m)**

WIFI Ant. 1	Note	Frequency (MHz)	Level (dBμV/m)	Over Limit (dB)	Limit Line (dBμV/m)	Read Level (dBμV)	Antenna Factor (dB/m)	Path Loss (dB)	Preamp Factor (dB)	Ant Pos (cm)	Table Pos (deg)	Peak Avg. (P/A)	Pol. (H/V)	
802.11g CH 01 2412MHz		2390	62.67	-11.33	74	51.1	27.23	13.92	29.58	125	304	P	H	
		2390	52.21	-1.79	54	40.64	27.23	13.92	29.58	125	304	A	H	
	*	2412	106.31	-	-	94.67	27.28	13.94	29.58	125	304	P	H	
	*	2412	98.84	-	-	87.2	27.28	13.94	29.58	125	304	A	H	
													H	
													H	
			2389.905	63.85	-10.15	74	52.28	27.23	13.92	29.58	392	11	P	V
			2390	52.85	-1.15	54	41.28	27.23	13.92	29.58	392	11	A	V
	*		2412	106.4	-	-	94.76	27.28	13.94	29.58	392	11	P	V
	*		2412	98.78	-	-	87.14	27.28	13.94	29.58	392	11	A	V
													V	
													V	
802.11g CH 06 2437MHz		2320.22	52.51	-21.49	74	41.18	27.05	13.87	29.59	116	276	P	H	
		2389.52	43.09	-10.91	54	31.52	27.23	13.92	29.58	116	276	A	H	
	*	2437	110.91	-	-	99.16	27.37	13.96	29.58	116	276	P	H	
	*	2437	103.63	-	-	91.88	27.37	13.96	29.58	116	276	A	H	
			2484.39	53.27	-20.73	74	41.38	27.46	14	29.57	116	276	P	H
			2484.74	43.97	-10.03	54	32.08	27.46	14	29.57	116	276	A	H
			2383.36	53.44	-20.56	74	41.91	27.19	13.92	29.58	335	0	P	V
			2389.1	42.83	-11.17	54	31.26	27.23	13.92	29.58	335	0	A	V
	*		2437	110.75	-	-	99	27.37	13.96	29.58	335	0	P	V
	*		2437	103.43	-	-	91.68	27.37	13.96	29.58	335	0	A	V
			2489.5	53.1	-20.9	74	41.16	27.5	14.01	29.57	335	0	P	V
			2485.44	43.27	-10.73	54	31.38	27.46	14	29.57	335	0	A	V



802.11g CH 11 2462MHz	*	2462	109.35	-	-	97.53	27.41	13.98	29.57	100	120	P	H
	*	2462	101.73	-	-	89.91	27.41	13.98	29.57	100	120	A	H
		2483.64	65.06	-8.94	74	53.17	27.46	14	29.57	100	120	P	H
		2483.52	51.71	-2.29	54	39.82	27.46	14	29.57	100	120	A	H
													H
													H
	*	2462	107.62	-	-	95.8	27.41	13.98	29.57	400	181	P	V
	*	2462	99.89	-	-	88.07	27.41	13.98	29.57	400	181	A	V
		2483.6	63.38	-10.62	74	51.49	27.46	14	29.57	400	181	P	V
		2483.56	50.13	-3.87	54	38.24	27.46	14	29.57	400	181	A	V
													V
													V
Remark	1. No other spurious found. 2. All results are PASS against Peak and Average limit line.												



**2.4GHz 2400~2483.5MHz
WIFI 802.11g (Harmonic @ 3m)**

WIFI Ant. 1	Note	Frequency (MHz)	Level (dBμV/m)	Over Limit (dB)	Limit Line (dBμV/m)	Read Level (dBμV)	Antenna Factor (dB/m)	Path Loss (dB)	Preamp Factor (dB)	Ant Pos (cm)	Table Pos (deg)	Peak Avg. (P/A)	Pol. (H/V)	
802.11g CH 01 2412MHz		4824	37.47	-36.53	74	57.34	31.26	6.42	57.55	100	0	P	H	
													H	
													H	
													H	
			4824	37.28	-36.72	74	57.15	31.26	6.42	57.55	100	0	P	V
														V
														V
802.11g CH 06 2437MHz		4874	37.96	-36.04	74	57.49	31.36	6.56	57.45	100	0	P	H	
		7311	42.49	-31.51	74	55.38	36.18	8.2	57.27	100	0	P	H	
													H	
													H	
			4874	38.47	-35.53	74	58	31.36	6.56	57.45	100	0	P	V
			7311	43.23	-30.77	74	56.12	36.18	8.2	57.27	100	0	P	V
														V
802.11g CH 11 2462MHz		4924	37.94	-36.06	74	57.13	31.46	6.7	57.35	100	0	P	H	
		7386	43.02	-30.98	74	55.87	36.37	8.14	57.36	100	0	P	H	
													H	
													H	
			4924	37.69	-36.31	74	56.88	31.46	6.7	57.35	100	0	P	V
			7386	43.92	-30.08	74	56.77	36.37	8.14	57.36	100	0	P	V
														V
Remark	1. No other spurious found.													
	2. All results are PASS against Peak and Average limit line.													



**2.4GHz 2400~2483.5MHz
WIFI 802.11ac VHT20 (Band Edge @ 3m)**

WIFI Ant. 1	Note	Frequency (MHz)	Level (dBμV/m)	Over Limit (dB)	Limit Line (dBμV/m)	Read Level (dBμV)	Antenna Factor (dB/m)	Path Loss (dB)	Preamp Factor (dB)	Ant Pos (cm)	Table Pos (deg)	Peak Avg. (P/A)	Pol. (H/V)	
802.11ac VHT20 CH 01 2412MHz		2390	67	-7	74	55.43	27.23	13.92	29.58	147	289	P	H	
		2390	52.06	-1.94	54	40.49	27.23	13.92	29.58	147	289	A	H	
	*	2412	104.48	-	-	92.84	27.28	13.94	29.58	147	289	P	H	
	*	2412	96.72	-	-	85.08	27.28	13.94	29.58	147	289	A	H	
													H	
														H
			2389.8	66.7	-7.3	74	55.13	27.23	13.92	29.58	390	9	P	V
			2389.905	51.99	-2.01	54	40.42	27.23	13.92	29.58	390	9	A	V
		*	2412	105.01	-	-	93.37	27.28	13.94	29.58	390	9	P	V
		*	2412	97.26	-	-	85.62	27.28	13.94	29.58	390	9	A	V
													V	
													V	
802.11ac VHT20 CH 06 2437MHz		2383.08	52.31	-21.69	74	40.78	27.19	13.92	29.58	119	277	P	H	
		2388.54	43.17	-10.83	54	31.6	27.23	13.92	29.58	119	277	A	H	
		* 2437	110.75	-	-	99	27.37	13.96	29.58	119	277	P	H	
		* 2437	103.2	-	-	91.45	27.37	13.96	29.58	119	277	A	H	
			2485.3	53.86	-20.14	74	41.97	27.46	14	29.57	119	277	P	H
			2484.46	43.83	-10.17	54	31.94	27.46	14	29.57	119	277	A	H
			2385.46	53.02	-20.98	74	41.49	27.19	13.92	29.58	334	0	P	V
			2386.58	42.7	-11.3	54	31.13	27.23	13.92	29.58	334	0	A	V
		*	2437	110.51	-	-	98.76	27.37	13.96	29.58	334	0	P	V
		*	2437	103.03	-	-	91.28	27.37	13.96	29.58	334	0	A	V
		2484.88	53.73	-20.27	74	41.84	27.46	14	29.57	334	0	P	V	
		2484.6	43.16	-10.84	54	31.27	27.46	14	29.57	334	0	A	V	



802.11ac VHT20 CH 11 2462MHz	*	2462	107.94	-	-	96.12	27.41	13.98	29.57	103	291	P	H
	*	2462	100.19	-	-	88.37	27.41	13.98	29.57	103	291	A	H
		2484.12	65.71	-8.29	74	53.82	27.46	14	29.57	103	291	P	H
		2483.52	52.16	-1.84	54	40.27	27.46	14	29.57	103	291	A	H
													H
													H
	*	2462	107.25	-	-	95.43	27.41	13.98	29.57	376	10	P	V
	*	2462	99.58	-	-	87.76	27.41	13.98	29.57	376	10	A	V
		2484.12	64.61	-9.39	74	52.72	27.46	14	29.57	376	10	P	V
		2483.6	51.4	-2.6	54	39.51	27.46	14	29.57	376	10	A	V
													V
												V	
Remark	1. No other spurious found. 2. All results are PASS against Peak and Average limit line.												



**2.4GHz 2400~2483.5MHz
WIFI 802.11ac VHT20 (Harmonic @ 3m)**

WIFI Ant. 1	Note	Frequency (MHz)	Level (dBμV/m)	Over Limit (dB)	Limit Line (dBμV/m)	Read Level (dBμV)	Antenna Factor (dB/m)	Path Loss (dB)	Preamp Factor (dB)	Ant Pos (cm)	Table Pos (deg)	Peak Avg. (P/A)	Pol. (H/V)	
802.11ac VHT20 CH 01 2412MHz		4824	37.14	-36.86	74	57.01	31.26	6.42	57.55	100	0	P	H	
													H	
													H	
													H	
			4824	38.2	-35.8	74	58.07	31.26	6.42	57.55	100	0	P	V
														V
														V
802.11ac VHT20 CH 06 2437MHz		4874	38.36	-35.64	74	57.89	31.36	6.56	57.45	100	0	P	H	
		7311	43.32	-30.68	74	56.21	36.18	8.2	57.27	100	0	P	H	
													H	
													H	
			4874	39.32	-34.68	74	58.85	31.36	6.56	57.45	100	0	P	V
			7311	42.97	-31.03	74	55.86	36.18	8.2	57.27	100	0	P	V
														V
802.11ac VHT20 CH 11 2462MHz		4924	38.22	-35.78	74	57.41	31.46	6.7	57.35	100	0	P	H	
		7386	43.88	-30.12	74	56.73	36.37	8.14	57.36	100	0	P	H	
													H	
													H	
			4924	37.96	-36.04	74	57.15	31.46	6.7	57.35	100	0	P	V
			7386	43.65	-30.35	74	56.5	36.37	8.14	57.36	100	0	P	V
														V
Remark	1. No other spurious found.													
	2. All results are PASS against Peak and Average limit line.													



**2.4GHz 2400~2483.5MHz
WIFI 802.11ac VHT40 (Band Edge @ 3m)**

WIFI Ant. 1	Note	Frequency (MHz)	Level (dBμV/m)	Over Limit (dB)	Limit Line (dBμV/m)	Read Level (dBμV)	Antenna Factor (dB/m)	Path Loss (dB)	Preamp Factor (dB)	Ant Pos (cm)	Table Pos (deg)	Peak Avg. (P/A)	Pol. (H/V)
802.11ac VHT40 CH 03 2422MHz		2388.68	60.84	-13.16	74	49.27	27.23	13.92	29.58	128	303	P	H
		2389.94	50.76	-3.24	54	39.19	27.23	13.92	29.58	128	303	A	H
	*	2422	104.17	-	-	92.48	27.32	13.95	29.58	128	303	P	H
	*	2422	96.38	-	-	84.69	27.32	13.95	29.58	128	303	A	H
		2485.23	52.83	-21.17	74	40.94	27.46	14	29.57	128	303	P	H
		2485.3	43.25	-10.75	54	31.36	27.46	14	29.57	128	303	A	H
		2388.54	60.19	-13.81	74	48.62	27.23	13.92	29.58	392	3	P	V
		2389.1	49.89	-4.11	54	38.32	27.23	13.92	29.58	392	3	A	V
	*	2422	102.84	-	-	91.15	27.32	13.95	29.58	392	3	P	V
	*	2422	95.02	-	-	83.33	27.32	13.95	29.58	392	3	A	V
		2488.1	52.85	-21.15	74	40.92	27.5	14	29.57	392	3	P	V
		2485.93	42.91	-11.09	54	31.02	27.46	14	29.57	392	3	A	V
802.11ac VHT40 CH 06 2437MHz		2389.94	63.57	-10.43	74	52	27.23	13.92	29.58	131	276	P	H
		2389.94	51.8	-2.2	54	40.23	27.23	13.92	29.58	131	276	A	H
	*	2437	106.27	-	-	94.52	27.37	13.96	29.58	131	276	P	H
	*	2437	98.58	-	-	86.83	27.37	13.96	29.58	131	276	A	H
		2484.81	63.69	-10.31	74	51.8	27.46	14	29.57	131	276	P	H
		2483.83	51.69	-2.31	54	39.8	27.46	14	29.57	131	276	A	H
		2389.1	61.05	-12.95	74	49.48	27.23	13.92	29.58	332	0	P	V
		2389.94	49.85	-4.15	54	38.28	27.23	13.92	29.58	332	0	A	V
	*	2437	105.93	-	-	94.18	27.37	13.96	29.58	332	0	P	V
	*	2437	98.27	-	-	86.52	27.37	13.96	29.58	332	0	A	V
		2483.76	63.03	-10.97	74	51.14	27.46	14	29.57	332	0	P	V
		2483.83	51.22	-2.78	54	39.33	27.46	14	29.57	332	0	A	V



802.11ac VHT40 CH 09 2452MHz		2357.74	52.94	-21.06	74	41.49	27.14	13.9	29.59	104	291	P	H
		2389.38	42.96	-11.04	54	31.39	27.23	13.92	29.58	104	291	A	H
	*	2452	103.8	-	-	92.04	27.37	13.97	29.58	104	291	P	H
	*	2452	95.96	-	-	84.2	27.37	13.97	29.58	104	291	A	H
		2484.11	62.43	-11.57	74	50.54	27.46	14	29.57	104	291	P	H
		2485.02	52.48	-1.52	54	40.59	27.46	14	29.57	104	291	A	H
		2341.5	52.2	-21.8	74	40.81	27.1	13.88	29.59	387	64	P	V
		2389.94	42.45	-11.55	54	30.88	27.23	13.92	29.58	387	64	A	V
	*	2452	103.14	-	-	91.38	27.37	13.97	29.58	387	64	P	V
	*	2452	95.46	-	-	83.7	27.37	13.97	29.58	387	64	A	V
		2485.09	60.44	-13.56	74	48.55	27.46	14	29.57	387	64	P	V
		2485.09	49.93	-4.07	54	38.04	27.46	14	29.57	387	64	A	V
Remark	1. No other spurious found. 2. All results are PASS against Peak and Average limit line.												



**2.4GHz 2400~2483.5MHz
WIFI 802.11ac VHT40 (Harmonic @ 3m)**

WIFI Ant. 1	Note	Frequency (MHz)	Level (dBµV/m)	Over Limit (dB)	Limit Line (dBµV/m)	Read Level (dBµV)	Antenna Factor (dB/m)	Path Loss (dB)	Preamp Factor (dB)	Ant Pos (cm)	Table Pos (deg)	Peak Avg. (P/A)	Pol. (H/V)
802.11ac VHT40 CH 03 2422MHz		4844	37.69	-36.31	74	57.44	31.29	6.47	57.51	100	0	P	H
		7266	43.82	-30.18	74	56.7	36.11	8.23	57.22	100	0	P	H
													H
													H
		4844	38.32	-35.68	74	58.07	31.29	6.47	57.51	100	0	P	V
		7266	42.7	-31.3	74	55.58	36.11	8.23	57.22	100	0	P	V
802.11ac VHT40 CH 06 2437MHz		4874	38.09	-35.91	74	57.62	31.36	6.56	57.45	100	0	P	H
		7311	42.92	-31.08	74	55.81	36.18	8.2	57.27	100	0	P	H
													H
													H
		4874	38.48	-35.52	74	58.01	31.36	6.56	57.45	100	0	P	V
		7311	43.33	-30.67	74	56.22	36.18	8.2	57.27	100	0	P	V
802.11ac VHT40 CH 09 2452MHz		4904	37.55	-36.45	74	56.87	31.43	6.64	57.39	100	0	P	H
		7356	43.41	-30.59	74	56.27	36.3	8.17	57.33	100	0	P	H
													H
													H
		4904	37.28	-36.72	74	56.6	31.43	6.64	57.39	100	0	P	V
		7356	43.45	-30.55	74	56.31	36.3	8.17	57.33	100	0	P	V
Remark	1. No other spurious found.												
	2. All results are PASS against Peak and Average limit line.												



Emission below 1GHz
2.4GHz WIFI 802.11g (LF)

WIFI	Note	Frequency	Level	Over	Limit	Read	Antenna	Path	Preamp	Ant	Table	Peak	Pol.	
Ant.				Limit	Line	Level	Factor	Loss	Factor	Pos	Pos	Avg.		
1		(MHz)	(dBμV/m)	(dB)	(dBμV/m)	(dBμV)	(dB/m)	(dB)	(dB)	(cm)	(deg)	(P/A)	(H/V)	
2.4GHz 802.11g LF		30.97	23.49	-16.51	40	31.01	24.31	0.46	32.29	-	-	P	H	
		105.66	27.03	-16.47	43.5	42.14	16.23	0.87	32.21	-	-	P	H	
		254.07	22.89	-23.11	46	34.92	18.77	1.35	32.15	-	-	P	H	
		289.96	25.05	-20.95	46	37.07	18.7	1.43	32.15	-	-	P	H	
		753.62	30.69	-15.31	46	32.53	27.8	2.34	31.98	-	-	P	H	
		897.18	38.66	-7.34	46	38.77	28.7	2.61	31.42	100	0	P	H	
													H	
													H	
													H	
													H	
													H	
													H	
			31.94	33.37	-6.63	40	41.56	23.64	0.46	32.29	100	0	P	V
			55.22	27.57	-12.43	40	47.22	12.08	0.55	32.28	-	-	P	V
			95.96	26.77	-16.73	43.5	43.1	15.1	0.79	32.22	-	-	P	V
			107.6	26.78	-16.72	43.5	41.8	16.3	0.88	32.2	-	-	P	V
			851.59	32.19	-13.81	46	32.41	28.8	2.62	31.64	-	-	P	V
			959.26	33.66	-12.34	46	31.2	30.69	2.68	30.91	-	-	P	V
													V	
													V	
												V		
												V		
												V		
												V		
Remark	1. No other spurious found. 2. All results are PASS against limit line.													



2.4GHz 2400~2483.5MHz

WIFI 802.11b (Band Edge @ 3m)

WIFI	Note	Frequency	Level	Over	Limit	Read	Antenna	Path	Preamp	Ant	Table	Peak	Pol.	
Ant.				Limit	Line	Level	Factor	Loss	Factor	Pos	Pos	Avg.		
2		(MHz)	(dBμV/m)	(dB)	(dBμV/m)	(dBμV)	(dB/m)	(dB)	(dB)	(cm)	(deg)	(P/A)	(H/V)	
802.11b CH 01 2412MHz		2389.905	57.74	-16.26	74	46.17	27.23	13.92	29.58	110	311	P	H	
		2385.285	49.72	-4.28	54	38.19	27.19	13.92	29.58	110	311	A	H	
	*	2412	113.18	-	-	101.54	27.28	13.94	29.58	110	311	P	H	
	*	2412	110.1	-	-	98.46	27.28	13.94	29.58	110	311	A	H	
													H	
														H
			2389.8	53.58	-20.42	74	42.01	27.23	13.92	29.58	400	280	P	V
			2383.815	45.15	-8.85	54	33.62	27.19	13.92	29.58	400	280	A	V
	*		2412	107.83	-	-	96.19	27.28	13.94	29.58	400	280	P	V
	*		2412	104.84	-	-	93.2	27.28	13.94	29.58	400	280	A	V
														V
														V
802.11b CH 06 2437MHz		2389.8	52.36	-21.64	74	40.79	27.23	13.92	29.58	225	298	P	H	
		2389.1	41.69	-12.31	54	30.12	27.23	13.92	29.58	225	298	A	H	
	*	2437	111.01	-	-	99.26	27.37	13.96	29.58	225	298	P	H	
	*	2437	107.74	-	-	95.99	27.37	13.96	29.58	225	298	A	H	
			2484.18	52.86	-21.14	74	40.97	27.46	14	29.57	225	298	P	H
			2485.65	42.57	-11.43	54	30.68	27.46	14	29.57	225	298	A	H
			2329.18	52.4	-21.6	74	41.07	27.05	13.87	29.59	123	339	P	V
			2386.86	41.49	-12.51	54	29.92	27.23	13.92	29.58	123	339	A	V
	*		2437	108.11	-	-	96.36	27.37	13.96	29.58	123	339	P	V
	*		2437	104.89	-	-	93.14	27.37	13.96	29.58	123	339	A	V
			2486.07	52.5	-21.5	74	40.61	27.46	14	29.57	123	339	P	V
			2484.32	41.84	-12.16	54	29.95	27.46	14	29.57	123	339	A	V



802.11b CH 11 2462MHz	*	2462	111.2	-	-	99.38	27.41	13.98	29.57	124	206	P	H
	*	2462	108.04	-	-	96.22	27.41	13.98	29.57	124	206	A	H
		2484.39	53.81	-20.19	74	41.92	27.46	14	29.57	124	206	P	H
		2486.63	44.44	-9.56	54	32.55	27.46	14	29.57	124	206	A	H
													H
													H
	*	2462	108.75	-	-	96.93	27.41	13.98	29.57	366	185	P	V
	*	2462	105.59	-	-	93.77	27.41	13.98	29.57	366	185	A	V
		2483.97	54.31	-19.69	74	42.42	27.46	14	29.57	366	185	P	V
		2484.88	43.1	-10.9	54	31.21	27.46	14	29.57	366	185	A	V
													V
													V
Remark	1. No other spurious found. 2. All results are PASS against Peak and Average limit line.												



**2.4GHz 2400~2483.5MHz
WIFI 802.11b (Harmonic @ 3m)**

WIFI Ant. 2	Note	Frequency (MHz)	Level (dBμV/m)	Over Limit (dB)	Limit Line (dBμV/m)	Read Level (dBμV)	Antenna Factor (dB/m)	Path Loss (dB)	Preamp Factor (dB)	Ant Pos (cm)	Table Pos (deg)	Peak Avg. (P/A)	Pol. (H/V)	
802.11b CH 01 2412MHz		4824	39.22	-34.78	74	59.09	31.26	6.42	57.55	100	0	P	H	
													H	
													H	
													H	
			4824	39.55	-34.45	74	59.42	31.26	6.42	57.55	100	0	P	V
														V
														V
802.11b CH 06 2437MHz		4874	38.43	-35.57	74	57.96	31.36	6.56	57.45	100	0	P	H	
		7311	43.47	-30.53	74	56.36	36.18	8.2	57.27	100	0	P	H	
													H	
													H	
			4874	40.07	-33.93	74	59.6	31.36	6.56	57.45	100	0	P	V
			7311	43.29	-30.71	74	56.18	36.18	8.2	57.27	100	0	P	V
														V
802.11b CH 11 2462MHz		4924	42.43	-31.57	74	61.62	31.46	6.7	57.35	100	0	P	H	
		7386	43.41	-30.59	74	56.26	36.37	8.14	57.36	100	0	P	H	
													H	
													H	
			4924	42.15	-31.85	74	61.34	31.46	6.7	57.35	100	0	P	V
			7386	43.56	-30.44	74	56.41	36.37	8.14	57.36	100	0	P	V
														V
Remark	1. No other spurious found.													
	2. All results are PASS against Peak and Average limit line.													



**2.4GHz 2400~2483.5MHz
WIFI 802.11g (Band Edge @ 3m)**

WIFI Ant. 2	Note	Frequency (MHz)	Level (dBμV/m)	Over Limit (dB)	Limit Line (dBμV/m)	Read Level (dBμV)	Antenna Factor (dB/m)	Path Loss (dB)	Preamp Factor (dB)	Ant Pos (cm)	Table Pos (deg)	Peak Avg. (P/A)	Pol. (H/V)	
802.11g CH 01 2412MHz		2389.065	66.08	-7.92	74	54.51	27.23	13.92	29.58	202	302	P	H	
		2390	51.63	-2.37	54	40.06	27.23	13.92	29.58	202	302	A	H	
	*	2412	108.66	-	-	97.02	27.28	13.94	29.58	202	302	P	H	
	*	2412	100.96	-	-	89.32	27.28	13.94	29.58	202	302	A	H	
													H	
														H
			2389.065	59.64	-14.36	74	48.07	27.23	13.92	29.58	123	271	P	V
			2389.905	45.66	-8.34	54	34.09	27.23	13.92	29.58	123	271	A	V
	*		2412	103.08	-	-	91.44	27.28	13.94	29.58	123	271	P	V
	*		2412	95.39	-	-	83.75	27.28	13.94	29.58	123	271	A	V
														V
														V
802.11g CH 06 2437MHz		2389.94	55.16	-18.84	74	43.59	27.23	13.92	29.58	206	297	P	H	
		2389.94	45.17	-8.83	54	33.6	27.23	13.92	29.58	206	297	A	H	
	*	2437	111.82	-	-	100.07	27.37	13.96	29.58	206	297	P	H	
	*	2437	104	-	-	92.25	27.37	13.96	29.58	206	297	A	H	
			2483.97	56.49	-17.51	74	44.6	27.46	14	29.57	206	297	P	H
			2483.97	45.63	-8.37	54	33.74	27.46	14	29.57	206	297	A	H
			2389.52	53.21	-20.79	74	41.64	27.23	13.92	29.58	100	346	P	V
			2389.94	43.68	-10.32	54	32.11	27.23	13.92	29.58	100	346	A	V
	*		2437	108.33	-	-	96.58	27.37	13.96	29.58	100	346	P	V
	*		2437	100.73	-	-	88.98	27.37	13.96	29.58	100	346	A	V
			2486.35	53.69	-20.31	74	41.8	27.46	14	29.57	100	346	P	V
			2484.25	44.19	-9.81	54	32.3	27.46	14	29.57	100	346	A	V



802.11g CH 11 2462MHz	*	2462	108.57	-	-	96.75	27.41	13.98	29.57	202	305	P	H
	*	2462	100.81	-	-	88.99	27.41	13.98	29.57	202	305	A	H
		2483.72	65.54	-8.46	74	53.65	27.46	14	29.57	202	305	P	H
		2483.96	51.36	-2.64	54	39.47	27.46	14	29.57	202	305	A	H
													H
													H
	*	2462	104.14	-	-	92.32	27.41	13.98	29.57	120	276	P	V
	*	2462	96.33	-	-	84.51	27.41	13.98	29.57	120	276	A	V
		2484.28	59.76	-14.24	74	47.87	27.46	14	29.57	120	276	P	V
		2483.84	46.02	-7.98	54	34.13	27.46	14	29.57	120	276	A	V
													V
													V
Remark	1. No other spurious found. 2. All results are PASS against Peak and Average limit line.												



**2.4GHz 2400~2483.5MHz
WIFI 802.11g (Harmonic @ 3m)**

WIFI Ant. 2	Note	Frequency (MHz)	Level (dBμV/m)	Over Limit (dB)	Limit Line (dBμV/m)	Read Level (dBμV)	Antenna Factor (dB/m)	Path Loss (dB)	Preamp Factor (dB)	Ant Pos (cm)	Table Pos (deg)	Peak Avg. (P/A)	Pol. (H/V)	
802.11g CH 01 2412MHz		4824	38.49	-35.51	74	58.36	31.26	6.42	57.55	100	0	P	H	
													H	
													H	
													H	
		4824	37.32	-36.68	74	57.19	31.26	6.42	57.55	100	0	P	V	
														V
														V
802.11g CH 06 2437MHz		4874	37.78	-36.22	74	57.31	31.36	6.56	57.45	100	0	P	H	
		7311	42.66	-31.34	74	55.55	36.18	8.2	57.27	100	0	P	H	
													H	
													H	
		4874	38.31	-35.69	74	57.84	31.36	6.56	57.45	100	0	P	V	
		7311	43.31	-30.69	74	56.2	36.18	8.2	57.27	100	0	P	V	
														V
802.11g CH 11 2462MHz		4924	37.66	-36.34	74	56.85	31.46	6.7	57.35	100	0	P	H	
		7386	43.54	-30.46	74	56.39	36.37	8.14	57.36	100	0	P	H	
													H	
													H	
		4924	38.33	-35.67	74	57.52	31.46	6.7	57.35	100	0	P	V	
		7386	43.44	-30.56	74	56.29	36.37	8.14	57.36	100	0	P	V	
														V
Remark	1. No other spurious found.													
	2. All results are PASS against Peak and Average limit line.													



**2.4GHz 2400~2483.5MHz
WIFI 802.11ac VHT20 (Band Edge @ 3m)**

WIFI Ant. 2	Note	Frequency (MHz)	Level (dBμV/m)	Over Limit (dB)	Limit Line (dBμV/m)	Read Level (dBμV)	Antenna Factor (dB/m)	Path Loss (dB)	Preamp Factor (dB)	Ant Pos (cm)	Table Pos (deg)	Peak Avg. (P/A)	Pol. (H/V)	
802.11ac VHT20 CH 01 2412MHz		2389.905	65.95	-8.05	74	54.38	27.23	13.92	29.58	161	318	P	H	
		2390	52.91	-1.09	54	41.34	27.23	13.92	29.58	161	318	A	H	
	*	2412	106.61	-	-	94.97	27.28	13.94	29.58	161	318	P	H	
	*	2412	98.71	-	-	87.07	27.28	13.94	29.58	161	318	A	H	
													H	
														H
			2390	63.13	-10.87	74	51.56	27.23	13.92	29.58	391	270	P	V
			2390	49.44	-4.56	54	37.87	27.23	13.92	29.58	391	270	A	V
		*	2412	104.32	-	-	92.68	27.28	13.94	29.58	391	270	P	V
		*	2412	96.62	-	-	84.98	27.28	13.94	29.58	391	270	A	V
													V	
													V	
802.11ac VHT20 CH 06 2437MHz		2389.1	58.85	-15.15	74	47.28	27.23	13.92	29.58	177	307	P	H	
		2389.66	45.98	-8.02	54	34.41	27.23	13.92	29.58	177	307	A	H	
	*	2437	112.98	-	-	101.23	27.37	13.96	29.58	177	307	P	H	
	*	2437	105.24	-	-	93.49	27.37	13.96	29.58	177	307	A	H	
			2485.02	56.27	-17.73	74	44.38	27.46	14	29.57	177	307	P	H
			2483.62	46.8	-7.2	54	34.91	27.46	14	29.57	177	307	A	H
			2389.24	56.44	-17.56	74	44.87	27.23	13.92	29.58	343	271	P	V
			2389.94	44.53	-9.47	54	32.96	27.23	13.92	29.58	343	271	A	V
		*	2437	109.6	-	-	97.85	27.37	13.96	29.58	343	271	P	V
		*	2437	101.95	-	-	90.2	27.37	13.96	29.58	343	271	A	V
		2484.74	54.3	-19.7	74	42.41	27.46	14	29.57	343	271	P	V	
		2483.62	44.52	-9.48	54	32.63	27.46	14	29.57	343	271	A	V	



802.11ac VHT20 CH 11 2462MHz	*	2462	108.4	-	-	96.58	27.41	13.98	29.57	204	239	P	H
	*	2462	100.54	-	-	88.72	27.41	13.98	29.57	204	239	A	H
		2485.08	66.51	-7.49	74	54.62	27.46	14	29.57	204	239	P	H
		2483.64	51.16	-2.84	54	39.27	27.46	14	29.57	204	239	A	H
													H
													H
	*	2462	104	-	-	92.18	27.41	13.98	29.57	340	288	P	V
	*	2462	96.07	-	-	84.25	27.41	13.98	29.57	340	288	A	V
		2485.16	62.28	-11.72	74	50.39	27.46	14	29.57	340	288	P	V
		2483.8	46.98	-7.02	54	35.09	27.46	14	29.57	340	288	A	V
													V
													V
Remark	1. No other spurious found. 2. All results are PASS against Peak and Average limit line.												



**2.4GHz 2400~2483.5MHz
WIFI 802.11ac VHT20 (Harmonic @ 3m)**

WIFI Ant. 2	Note	Frequency (MHz)	Level (dBμV/m)	Over Limit (dB)	Limit Line (dBμV/m)	Read Level (dBμV)	Antenna Factor (dB/m)	Path Loss (dB)	Preamp Factor (dB)	Ant Pos (cm)	Table Pos (deg)	Peak Avg. (P/A)	Pol. (H/V)	
802.11ac VHT20 CH 01 2412MHz		4824	37.46	-36.54	74	57.33	31.26	6.42	57.55	100	0	P	H	
													H	
													H	
													H	
			4824	37.02	-36.98	74	56.89	31.26	6.42	57.55	100	0	P	V
														V
														V
802.11ac VHT20 CH 06 2437MHz		4874	37.99	-36.01	74	57.52	31.36	6.56	57.45	100	0	P	H	
		7311	43.81	-30.19	74	56.7	36.18	8.2	57.27	100	0	P	H	
													H	
													H	
			4874	37.3	-36.7	74	56.83	31.36	6.56	57.45	100	0	P	V
			7311	43.08	-30.92	74	55.97	36.18	8.2	57.27	100	0	P	V
														V
802.11ac VHT20 CH 11 2462MHz		4924	37.62	-36.38	74	56.81	31.46	6.7	57.35	100	0	P	H	
		7386	43.16	-30.84	74	56.01	36.37	8.14	57.36	100	0	P	H	
													H	
													H	
			4924	37.02	-36.98	74	56.21	31.46	6.7	57.35	100	0	P	V
			7386	43.25	-30.75	74	56.1	36.37	8.14	57.36	100	0	P	V
														V
Remark	1. No other spurious found.													
	2. All results are PASS against Peak and Average limit line.													



**2.4GHz 2400~2483.5MHz
WIFI 802.11ac VHT40 (Band Edge @ 3m)**

WIFI Ant. 2	Note	Frequency (MHz)	Level (dBμV/m)	Over Limit (dB)	Limit Line (dBμV/m)	Read Level (dBμV)	Antenna Factor (dB/m)	Path Loss (dB)	Preamp Factor (dB)	Ant Pos (cm)	Table Pos (deg)	Peak Avg. (P/A)	Pol. (H/V)
802.11ac VHT40 CH 03 2422MHz		2388.96	62.76	-11.24	74	51.19	27.23	13.92	29.58	176	234	P	H
		2389.94	52.26	-1.74	54	40.69	27.23	13.92	29.58	176	234	A	H
	*	2422	102.44	-	-	90.75	27.32	13.95	29.58	176	234	P	H
	*	2422	94.55	-	-	82.86	27.32	13.95	29.58	176	234	A	H
		2487.05	53.41	-20.59	74	41.52	27.46	14	29.57	176	234	P	H
		2484.32	42.93	-11.07	54	31.04	27.46	14	29.57	176	234	A	H
		2388.96	59.02	-14.98	74	47.45	27.23	13.92	29.58	125	272	P	V
		2389.1	48.22	-5.78	54	36.65	27.23	13.92	29.58	125	272	A	V
	*	2422	98.77	-	-	87.08	27.32	13.95	29.58	125	272	P	V
	*	2422	91.05	-	-	79.36	27.32	13.95	29.58	125	272	A	V
		2483.55	52.45	-21.55	74	40.56	27.46	14	29.57	125	272	P	V
		2484.18	42.63	-11.37	54	30.74	27.46	14	29.57	125	272	A	V
802.11ac VHT40 CH 06 2437MHz		2389.24	61.63	-12.37	74	50.06	27.23	13.92	29.58	206	304	P	H
		2389.94	50.44	-3.56	54	38.87	27.23	13.92	29.58	206	304	A	H
	*	2437	105.2	-	-	93.45	27.37	13.96	29.58	206	304	P	H
	*	2437	97.51	-	-	85.76	27.37	13.96	29.58	206	304	A	H
		2484.11	61.74	-12.26	74	49.85	27.46	14	29.57	206	304	P	H
		2484.46	49.46	-4.54	54	37.57	27.46	14	29.57	206	304	A	H
		2389.1	59.63	-14.37	74	48.06	27.23	13.92	29.58	351	265	P	V
		2389.94	48.65	-5.35	54	37.08	27.23	13.92	29.58	351	265	A	V
	*	2437	103.17	-	-	91.42	27.37	13.96	29.58	351	265	P	V
	*	2437	95.42	-	-	83.67	27.37	13.96	29.58	351	265	A	V
		2483.69	58.02	-15.98	74	46.13	27.46	14	29.57	351	265	P	V
		2484.74	46.13	-7.87	54	34.24	27.46	14	29.57	351	265	A	V



802.11ac VHT40 CH 09 2452MHz		2389.66	54.36	-19.64	74	42.79	27.23	13.92	29.58	187	232	P	H
		2389.94	44.29	-9.71	54	32.72	27.23	13.92	29.58	187	232	A	H
	*	2452	104.91	-	-	93.15	27.37	13.97	29.58	187	232	P	H
	*	2452	97.19	-	-	85.43	27.37	13.97	29.58	187	232	A	H
		2483.9	64.59	-9.41	74	52.7	27.46	14	29.57	187	232	P	H
		2484.46	51.86	-2.14	54	39.97	27.46	14	29.57	187	232	A	H
		2387.14	53.69	-20.31	74	42.12	27.23	13.92	29.58	346	288	P	V
		2389.66	42.62	-11.38	54	31.05	27.23	13.92	29.58	346	288	A	V
	*	2452	101.49	-	-	89.73	27.37	13.97	29.58	346	288	P	V
	*	2452	93.78	-	-	82.02	27.37	13.97	29.58	346	288	A	V
		2485.93	59.12	-14.88	74	47.23	27.46	14	29.57	346	288	P	V
		2484.6	46.52	-7.48	54	34.63	27.46	14	29.57	346	288	A	V
Remark	1. No other spurious found. 2. All results are PASS against Peak and Average limit line.												



**2.4GHz 2400~2483.5MHz
WIFI 802.11ac VHT40 (Harmonic @ 3m)**

WIFI Ant. 2	Note	Frequency (MHz)	Level (dBμV/m)	Over Limit (dB)	Limit Line (dBμV/m)	Read Level (dBμV)	Antenna Factor (dB/m)	Path Loss (dB)	Preamp Factor (dB)	Ant Pos (cm)	Table Pos (deg)	Peak Avg. (P/A)	Pol. (H/V)
802.11ac VHT40 CH 03 2422MHz		4844	37.19	-36.81	74	56.94	31.29	6.47	57.51	100	0	P	H
		7266	43.14	-30.86	74	56.02	36.11	8.23	57.22	100	0	P	H
													H
													H
		4844	37.36	-36.64	74	57.11	31.29	6.47	57.51	100	0	P	V
		7266	44.18	-29.82	74	57.06	36.11	8.23	57.22	100	0	P	V
													V
802.11ac VHT40 CH 06 2437MHz		4874	37.9	-36.1	74	57.43	31.36	6.56	57.45	100	0	P	H
		7311	43.59	-30.41	74	56.48	36.18	8.2	57.27	100	0	P	H
													H
													H
		4874	38.56	-35.44	74	58.09	31.36	6.56	57.45	100	0	P	V
		7311	43.23	-30.77	74	56.12	36.18	8.2	57.27	100	0	P	V
													V
802.11ac VHT40 CH 09 2452MHz		4904	36.94	-37.06	74	56.26	31.43	6.64	57.39	100	0	P	H
		7356	42.3	-31.7	74	55.16	36.3	8.17	57.33	100	0	P	H
													H
													H
		4904	36.75	-37.25	74	56.07	31.43	6.64	57.39	100	0	P	V
		7356	42.34	-31.66	74	55.2	36.3	8.17	57.33	100	0	P	V
													V
Remark	1. No other spurious found.												
	2. All results are PASS against Peak and Average limit line.												



Emission below 1GHz
2.4GHz WIFI 802.11ac VHT20 (LF)

WIFI	Note	Frequency	Level	Over	Limit	Read	Antenna	Path	Preamp	Ant	Table	Peak	Pol.	
Ant.				Limit	Line	Level	Factor	Loss	Factor	Pos	Pos	Avg.		
2		(MHz)	(dBμV/m)	(dB)	(dBμV/m)	(dBμV)	(dB/m)	(dB)	(dB)	(cm)	(deg)	(P/A)	(H/V)	
2.4GHz 802.11ac VHT20 LF		30	24	-16	40	31.13	24.7	0.45	32.29	-	-	P	H	
		105.66	26.8	-16.7	43.5	41.91	16.23	0.81	32.21	-	-	P	H	
		288.99	25.25	-20.75	46	37.29	18.68	1.34	32.15	-	-	P	H	
		763.32	31.17	-14.83	46	32.98	27.8	2.21	31.96	-	-	P	H	
		859.35	32.2	-13.8	46	32.39	28.8	2.46	31.61	-	-	P	H	
		958.29	33.61	-12.39	46	31.17	30.67	2.46	30.91	100	0	P	H	
														H
														H
														H
														H
														H
														H
														H
														H
														H
			33.88	31	-9	40	39.9	22.92	0.45	32.29	100	0	P	V
			105.66	28.02	-15.48	43.5	43.13	16.23	0.81	32.21	-	-	P	V
		440.31	27.2	-18.8	46	35.09	22.5	1.69	32.16	-	-	P	V	
		746.83	30.27	-15.73	46	32.14	27.8	2.19	32	-	-	P	V	
		847.71	32.46	-13.54	46	32.76	28.75	2.45	31.66	-	-	P	V	
		945.68	33.62	-12.38	46	31.74	30.24	2.45	31.02	-	-	P	V	
													V	
													V	
													V	
													V	
													V	
													V	
													V	
Remark	1. No other spurious found. 2. All results are PASS against limit line.													



2.4GHz 2400~2483.5MHz

WIFI 802.11b (Band Edge @ 3m)

WIFI	Note	Frequency	Level	Over	Limit	Read	Antenna	Path	Preamp	Ant	Table	Peak	Pol.	
Ant.				Limit	Line	Level	Factor	Loss	Factor	Pos	Pos	Avg.		
1+2		(MHz)	(dBμV/m)	(dB)	(dBμV/m)	(dBμV)	(dB/m)	(dB)	(dB)	(cm)	(deg)	(P/A)	(H/V)	
802.11b CH 01 2412MHz		2389.38	55.14	-18.86	74	43.57	27.23	13.92	29.58	100	178	P	H	
		2389.17	46.41	-7.59	54	34.84	27.23	13.92	29.58	100	178	A	H	
	*	2412	115.96	-	-	104.32	27.28	13.94	29.58	100	178	P	H	
	*	2412	112.97	-	-	101.33	27.28	13.94	29.58	100	178	P	H	
													H	
														H
			2387.385	53.46	-20.54	74	41.89	27.23	13.92	29.58	400	189	P	V
			2389.17	44.46	-9.54	54	32.89	27.23	13.92	29.58	400	189	A	V
	*		2412	112.15	-	-	100.51	27.28	13.94	29.58	400	189	P	V
	*		2412	109.2	-	-	97.56	27.28	13.94	29.58	400	189	A	V
														V
														V
802.11b CH 06 2437MHz		2344.02	52.45	-21.55	74	41.05	27.1	13.89	29.59	132	184	P	H	
		2388.12	41.83	-12.17	54	30.26	27.23	13.92	29.58	132	184	A	H	
	*	2437	114.9	-	-	103.15	27.37	13.96	29.58	132	184	P	H	
	*	2437	111.71	-	-	99.96	27.37	13.96	29.58	132	184	A	H	
			2491.67	52.83	-21.17	74	40.89	27.5	14.01	29.57	132	184	P	H
			2484.25	42.22	-11.78	54	30.33	27.46	14	29.57	132	184	A	H
			2368.66	52.34	-21.66	74	40.84	27.19	13.9	29.59	365	184	P	V
			2389.8	41.54	-12.46	54	29.97	27.23	13.92	29.58	365	184	A	V
	*		2437	110.56	-	-	98.81	27.37	13.96	29.58	365	184	P	V
	*		2437	107.4	-	-	95.65	27.37	13.96	29.58	365	184	A	V
			2496.22	53.11	-20.89	74	41.17	27.5	14.01	29.57	365	184	P	V
			2483.5	42.02	-11.98	54	30.13	27.46	14	29.57	365	184	A	V



802.11b CH 11 2462MHz	*	2462	116.37	-	-	104.55	27.41	13.98	29.57	110	317	P	H
	*	2462	113.44	-	-	101.62	27.41	13.98	29.57	110	317	A	H
		2485.28	54.02	-19.98	74	42.13	27.46	14	29.57	110	317	P	H
		2483.52	44.22	-9.78	54	32.33	27.46	14	29.57	110	317	A	H
													H
													H
	*	2462	110.2	-	-	98.38	27.41	13.98	29.57	367	162	P	V
	*	2462	107.19	-	-	95.37	27.41	13.98	29.57	367	162	A	V
		2485.84	53.92	-20.08	74	42.03	27.46	14	29.57	367	162	P	V
		2484.68	43.26	-10.74	54	31.37	27.46	14	29.57	367	162	P	V
													V
													V
Remark	1. No other spurious found. 2. All results are PASS against Peak and Average limit line.												



**2.4GHz 2400~2483.5MHz
WIFI 802.11b (Harmonic @ 3m)**

WIFI Ant. 1+2	Note	Frequency (MHz)	Level (dBµV/m)	Over Limit (dB)	Limit Line (dBµV/m)	Read Level (dBµV)	Antenna Factor (dB/m)	Path Loss (dB)	Preamp Factor (dB)	Ant Pos (cm)	Table Pos (deg)	Peak Avg. (P/A)	Pol. (H/V)	
802.11b CH 01 2412MHz		4824	42.26	-31.74	74	62.13	31.26	6.42	57.55	100	0	P	H	
													H	
													H	
													H	
			4824	43.65	-30.35	74	63.52	31.26	6.42	57.55	100	0	P	V
														V
														V
802.11b CH 06 2437MHz		4874	38.26	-35.74	74	57.79	31.36	6.56	57.45	100	0	P	H	
		7311	43.03	-30.97	74	55.92	36.18	8.2	57.27	100	0	P	H	
													H	
													H	
			4874	40.2	-33.8	74	59.73	31.36	6.56	57.45	100	0	P	V
			7311	44.02	-29.98	74	56.91	36.18	8.2	57.27	100	0	P	V
														V
802.11b CH 11 2462MHz		4924	43.38	-30.62	74	62.57	31.46	6.7	57.35	100	0	P	H	
		7386	43.1	-30.9	74	55.95	36.37	8.14	57.36	100	0	P	H	
													H	
													H	
			4924	43.55	-30.45	74	62.74	31.46	6.7	57.35	100	0	P	V
			7386	43.76	-30.24	74	56.61	36.37	8.14	57.36	100	0	P	V
														V
Remark	1. No other spurious found.													
	2. All results are PASS against Peak and Average limit line.													



**2.4GHz 2400~2483.5MHz
WIFI 802.11g (Band Edge @ 3m)**

WIFI Ant. 1+2	Note	Frequency (MHz)	Level (dBμV/m)	Over Limit (dB)	Limit Line (dBμV/m)	Read Level (dBμV)	Antenna Factor (dB/m)	Path Loss (dB)	Preamp Factor (dB)	Ant Pos (cm)	Table Pos (deg)	Peak Avg. (P/A)	Pol. (H/V)	
802.11g CH 01 2412MHz		2387.175	62.94	-11.06	74	51.37	27.23	13.92	29.58	153	315	P	H	
		2389.485	50.29	-3.71	54	38.72	27.23	13.92	29.58	153	315	P	H	
	*	2412	111.26	-	-	99.62	27.28	13.94	29.58	153	315	P	H	
	*	2412	103.61	-	-	91.97	27.28	13.94	29.58	153	315	A	H	
													H	
														H
			2389.38	60.57	-13.43	74	49	27.23	13.92	29.58	395	189	P	V
			2390	46.75	-7.25	54	35.18	27.23	13.92	29.58	395	189	A	V
	*		2412	105.19	-	-	93.55	27.28	13.94	29.58	395	189	P	V
	*		2412	97.93	-	-	86.29	27.28	13.94	29.58	395	189	A	V
														V
														V
802.11g CH 06 2437MHz		2389.94	54.27	-19.73	74	42.7	27.23	13.92	29.58	133	184	P	H	
		2389.24	44.65	-9.35	54	33.08	27.23	13.92	29.58	133	184	A	H	
	*	2437	115.87	-	-	104.12	27.37	13.96	29.58	133	184	P	H	
	*	2437	108.59	-	-	96.84	27.37	13.96	29.58	133	184	A	H	
			2483.76	54.49	-19.51	74	42.6	27.46	14	29.57	133	184	P	H
			2483.97	44.47	-9.53	54	32.58	27.46	14	29.57	133	184	A	H
			2389.38	53.26	-20.74	74	41.69	27.23	13.92	29.58	363	183	P	V
			2389.94	43.71	-10.29	54	32.14	27.23	13.92	29.58	363	183	A	V
	*		2437	111.42	-	-	99.67	27.37	13.96	29.58	363	183	P	V
	*		2437	103.85	-	-	92.1	27.37	13.96	29.58	363	183	A	V
			2484.53	53.68	-20.32	74	41.79	27.46	14	29.57	363	183	P	V
			2483.55	44.5	-9.5	54	32.61	27.46	14	29.57	363	183	A	V



802.11g CH 11 2462MHz	*	2462	110.78	-	-	98.96	27.41	13.98	29.57	158	314	P	H
	*	2462	103.16	-	-	91.34	27.41	13.98	29.57	158	314	A	H
		2483.64	65.57	-8.43	74	53.68	27.46	14	29.57	158	314	P	H
		2483.52	51.84	-2.16	54	39.95	27.46	14	29.57	158	314	A	H
													H
													H
	*	2462	107.2	-	-	95.38	27.41	13.98	29.57	400	187	P	V
	*	2462	99.62	-	-	87.8	27.41	13.98	29.57	400	187	A	V
		2484.08	62.76	-11.24	74	50.87	27.46	14	29.57	400	187	P	V
		2483.56	48.77	-5.23	54	36.88	27.46	14	29.57	400	187	A	V
													V
													V
Remark	1. No other spurious found. 2. All results are PASS against Peak and Average limit line.												



**2.4GHz 2400~2483.5MHz
WIFI 802.11g (Harmonic @ 3m)**

WIFI Ant. 1+2	Note	Frequency (MHz)	Level (dBμV/m)	Over Limit (dB)	Limit Line (dBμV/m)	Read Level (dBμV)	Antenna Factor (dB/m)	Path Loss (dB)	Preamp Factor (dB)	Ant Pos (cm)	Table Pos (deg)	Peak Avg. (P/A)	Pol. (H/V)	
802.11g CH 01 2412MHz		4824	37.24	-36.76	74	57.11	31.26	6.42	57.55	100	0	P	H	
													H	
													H	
													H	
			4824	37.34	-36.66	74	57.21	31.26	6.42	57.55	100	0	P	V
														V
														V
802.11g CH 06 2437MHz		4874	37.37	-36.63	74	56.9	31.36	6.56	57.45	100	0	P	H	
		7311	43.05	-30.95	74	55.94	36.18	8.2	57.27	100	0	P	H	
													H	
													H	
			4874	38.52	-35.48	74	58.05	31.36	6.56	57.45	100	0	P	V
			7311	44.27	-29.73	74	57.16	36.18	8.2	57.27	100	0	P	V
														V
802.11g CH 11 2462MHz		4924	37.46	-36.54	74	56.65	31.46	6.7	57.35	100	0	P	H	
		7386	42.61	-31.39	74	55.46	36.37	8.14	57.36	100	0	P	H	
													H	
													H	
			4924	38.57	-35.43	74	57.76	31.46	6.7	57.35	100	0	P	V
			7386	43.17	-30.83	74	56.02	36.37	8.14	57.36	100	0	P	V
														V
Remark	1. No other spurious found.													
	2. All results are PASS against Peak and Average limit line.													



**2.4GHz 2400~2483.5MHz
WIFI 802.11ac VHT20 (Band Edge @ 3m)**

WIFI Ant. 1+2	Note	Frequency (MHz)	Level (dBμV/m)	Over Limit (dB)	Limit Line (dBμV/m)	Read Level (dBμV)	Antenna Factor (dB/m)	Path Loss (dB)	Preamp Factor (dB)	Ant Pos (cm)	Table Pos (deg)	Peak Avg. (P/A)	Pol. (H/V)	
802.11ac VHT20 CH 01 2412MHz		2389.8	67.06	-6.94	74	55.49	27.23	13.92	29.58	152	314	P	H	
		2390	52.47	-1.53	54	40.9	27.23	13.92	29.58	152	314	A	H	
	*	2412	109.78	-	-	98.14	27.28	13.94	29.58	152	314	P	H	
	*	2412	102.04	-	-	90.4	27.28	13.94	29.58	152	314	A	H	
													H	
													H	
			2390	64.6	-9.4	74	53.03	27.23	13.92	29.58	374	189	P	V
			2389.905	49.46	-4.54	54	37.89	27.23	13.92	29.58	374	189	A	V
		*	2412	104.49	-	-	92.85	27.28	13.94	29.58	374	189	P	V
		*	2412	96.67	-	-	85.03	27.28	13.94	29.58	374	189	A	V
													V	
													V	
802.11ac VHT20 CH 06 2437MHz		2389.66	59.19	-14.81	74	47.62	27.23	13.92	29.58	133	184	P	H	
		2389.94	45.23	-8.77	54	33.66	27.23	13.92	29.58	133	184	A	H	
	*	2437	116.12	-	-	104.37	27.37	13.96	29.58	133	184	P	H	
	*	2437	108.69	-	-	96.94	27.37	13.96	29.58	133	184	A	H	
			2484.25	55.21	-18.79	74	43.32	27.46	14	29.57	133	184	P	H
			2483.62	44.78	-9.22	54	32.89	27.46	14	29.57	133	184	A	H
			2388.96	56.2	-17.8	74	44.63	27.23	13.92	29.58	359	182	P	V
			2389.52	44.42	-9.58	54	32.85	27.23	13.92	29.58	359	182	A	V
		*	2437	111.04	-	-	99.29	27.37	13.96	29.58	359	182	P	V
		*	2437	103.71	-	-	91.96	27.37	13.96	29.58	359	182	A	V
		2483.62	54.43	-19.57	74	42.54	27.46	14	29.57	359	182	P	V	
		2483.69	45.1	-8.9	54	33.21	27.46	14	29.57	359	182	A	V	



802.11ac VHT20 CH 11 2462MHz	*	2462	109.55	-	-	97.73	27.41	13.98	29.57	156	316	P	H
	*	2462	101.83	-	-	90.01	27.41	13.98	29.57	156	316	A	H
		2483.88	68.29	-5.71	74	56.4	27.46	14	29.57	156	316	P	H
		2483.56	51.57	-2.43	54	39.68	27.46	14	29.57	156	316	A	H
													H
													H
	*	2462	106.25	-	-	94.43	27.41	13.98	29.57	395	185	P	V
	*	2462	98.35	-	-	86.53	27.41	13.98	29.57	395	185	A	V
		2483.64	59.21	-14.79	74	47.32	27.46	14	29.57	395	185	P	V
		2483.52	46.17	-7.83	54	34.28	27.46	14	29.57	395	185	A	V
													V
													V
Remark	1. No other spurious found. 2. All results are PASS against Peak and Average limit line.												



**2.4GHz 2400~2483.5MHz
WIFI 802.11ac VHT20 (Harmonic @ 3m)**

WIFI Ant. 1+2	Note	Frequency (MHz)	Level (dBμV/m)	Over Limit (dB)	Limit Line (dBμV/m)	Read Level (dBμV)	Antenna Factor (dB/m)	Path Loss (dB)	Preamp Factor (dB)	Ant Pos (cm)	Table Pos (deg)	Peak Avg. (P/A)	Pol. (H/V)	
802.11ac VHT20 CH 01 2412MHz		4824	37.2	-36.8	74	57.07	31.26	6.42	57.55	100	0	P	H	
													H	
													H	
													H	
			4824	37.74	-36.26	74	57.61	31.26	6.42	57.55	100	0	P	V
														V
														V
802.11ac VHT20 CH 06 2437MHz		4874	37.78	-36.22	74	57.31	31.36	6.56	57.45	100	0	P	H	
		7311	43.13	-30.87	74	56.02	36.18	8.2	57.27	100	0	P	H	
													H	
													H	
			4874	37.56	-36.44	74	57.09	31.36	6.56	57.45	100	0	P	V
			7311	43.14	-30.86	74	56.03	36.18	8.2	57.27	100	0	P	V
														V
802.11ac VHT20 CH 11 2462MHz		4924	37.73	-36.27	74	56.92	31.46	6.7	57.35	100	0	P	H	
		7386	42.98	-31.02	74	55.83	36.37	8.14	57.36	100	0	P	H	
													H	
													H	
			4924	37.56	-36.44	74	56.75	31.46	6.7	57.35	100	0	P	V
			7386	42.66	-31.34	74	55.51	36.37	8.14	57.36	100	0	P	V
														V
Remark	1. No other spurious found.													
	2. All results are PASS against Peak and Average limit line.													



**2.4GHz 2400~2483.5MHz
WIFI 802.11ac VHT40 (Band Edge @ 3m)**

WIFI Ant. 1+2	Note	Frequency (MHz)	Level (dBμV/m)	Over Limit (dB)	Limit Line (dBμV/m)	Read Level (dBμV)	Antenna Factor (dB/m)	Path Loss (dB)	Preamp Factor (dB)	Ant Pos (cm)	Table Pos (deg)	Peak Avg. (P/A)	Pol. (H/V)
802.11ac VHT40 CH 03 2422MHz		2385.88	62.59	-11.41	74	51.02	27.23	13.92	29.58	166	317	P	H
		2389.94	52.76	-1.24	54	41.19	27.23	13.92	29.58	166	317	A	H
	*	2422	106.84	-	-	95.15	27.32	13.95	29.58	166	317	P	H
	*	2422	99.11	-	-	87.42	27.32	13.95	29.58	166	317	A	H
		2486	54.38	-19.62	74	42.49	27.46	14	29.57	166	317	P	H
		2483.62	43.81	-10.19	54	31.92	27.46	14	29.57	166	317	A	H
		2388.54	62.1	-11.9	74	50.53	27.23	13.92	29.58	362	190	P	V
		2388.96	51.94	-2.06	54	40.37	27.23	13.92	29.58	362	190	A	V
	*	2422	103.97	-	-	92.28	27.32	13.95	29.58	362	190	P	V
	*	2422	96.17	-	-	84.48	27.32	13.95	29.58	362	190	A	V
		2484.39	53.03	-20.97	74	41.14	27.46	14	29.57	362	190	P	V
		2483.62	42.89	-11.11	54	31	27.46	14	29.57	362	190	A	V
802.11ac VHT40 CH 06 2437MHz		2388.96	64.04	-9.96	74	52.47	27.23	13.92	29.58	133	184	P	H
		2389.94	51.88	-2.12	54	40.31	27.23	13.92	29.58	133	184	A	H
	*	2437	108.64	-	-	96.89	27.37	13.96	29.58	133	184	P	H
	*	2437	101.03	-	-	89.28	27.37	13.96	29.58	133	184	A	H
		2485.23	57.34	-16.66	74	45.45	27.46	14	29.57	133	184	P	H
		2485.09	45.89	-8.11	54	34	27.46	14	29.57	133	184	A	H
		2389.66	59.16	-14.84	74	47.59	27.23	13.92	29.58	360	183	P	V
		2389.94	47.33	-6.67	54	35.76	27.23	13.92	29.58	360	183	A	V
	*	2437	103.54	-	-	91.79	27.37	13.96	29.58	360	183	P	V
	*	2437	96.03	-	-	84.28	27.37	13.96	29.58	360	183	A	V
		2483.69	54.6	-19.4	74	42.71	27.46	14	29.57	360	183	P	V
		2483.76	44.68	-9.32	54	32.79	27.46	14	29.57	360	183	A	V



802.11ac VHT40 CH 09 2452MHz		2389.94	53.54	-20.46	74	41.97	27.23	13.92	29.58	126	316	P	H
		2388.68	43.16	-10.84	54	31.59	27.23	13.92	29.58	126	316	A	H
	*	2452	106.57	-	-	94.81	27.37	13.97	29.58	126	316	P	H
	*	2452	98.8	-	-	87.04	27.37	13.97	29.58	126	316	A	H
		2484.95	62.48	-11.52	74	50.59	27.46	14	29.57	126	316	P	H
		2484.04	52.58	-1.42	54	40.69	27.46	14	29.57	126	316	A	H
		2377.2	52.49	-21.51	74	40.97	27.19	13.91	29.58	367	186	P	V
		2387.7	42.57	-11.43	54	31	27.23	13.92	29.58	367	186	A	V
	*	2452	101.52	-	-	89.76	27.37	13.97	29.58	367	186	P	V
	*	2452	93.9	-	-	82.14	27.37	13.97	29.58	367	186	A	V
		2484.04	56.43	-17.57	74	44.54	27.46	14	29.57	367	186	P	V
		2484.53	45.94	-8.06	54	34.05	27.46	14	29.57	367	186	A	V
Remark	1. No other spurious found. 2. All results are PASS against Peak and Average limit line.												



**2.4GHz 2400~2483.5MHz
WIFI 802.11ac VHT40 (Harmonic @ 3m)**

WIFI Ant. 1+2	Note	Frequency (MHz)	Level (dBµV/m)	Over Limit (dB)	Limit Line (dBµV/m)	Read Level (dBµV)	Antenna Factor (dB/m)	Path Loss (dB)	Preamp Factor (dB)	Ant Pos (cm)	Table Pos (deg)	Peak Avg. (P/A)	Pol. (H/V)
802.11ac VHT40 CH 03 2422MHz		4844	36.95	-37.05	74	56.7	31.29	6.47	57.51	100	0	P	H
		7266	43.54	-30.46	74	56.42	36.11	8.23	57.22	100	0	P	H
													H
													H
		4844	36.78	-37.22	74	56.53	31.29	6.47	57.51	100	0	P	V
		7266	43.31	-30.69	74	56.19	36.11	8.23	57.22	100	0	P	V
802.11ac VHT40 CH 06 2437MHz		4874	37.39	-36.61	74	56.92	31.36	6.56	57.45	100	0	P	H
		7311	42.77	-31.23	74	55.66	36.18	8.2	57.27	100	0	P	H
													H
													H
		4874	37.28	-36.72	74	56.81	31.36	6.56	57.45	100	0	P	V
		7311	42.82	-31.18	74	55.71	36.18	8.2	57.27	100	0	P	V
802.11ac VHT40 CH 09 2452MHz		4904	37.98	-36.02	74	57.3	31.43	6.64	57.39	100	0	P	H
		7356	43.11	-30.89	74	55.97	36.3	8.17	57.33	100	0	P	H
													H
													H
		4904	37.66	-36.34	74	56.98	31.43	6.64	57.39	100	0	P	V
		7356	42.19	-31.81	74	55.05	36.3	8.17	57.33	100	0	P	V
Remark	1. No other spurious found.												
	2. All results are PASS against Peak and Average limit line.												



Emission below 1GHz

2.4GHz WIFI 802.11ac VHT40 (LF)

WIFI	Note	Frequency	Level	Over	Limit	Read	Antenna	Path	Preamp	Ant	Table	Peak	Pol.	
Ant.				Limit	Line	Level	Factor	Loss	Factor	Pos	Pos	Avg.		
1+2		(MHz)	(dBμV/m)	(dB)	(dBμV/m)	(dBμV)	(dB/m)	(dB)	(dB)	(cm)	(deg)	(P/A)	(H/V)	
2.4GHz 802.11ac VHT40 LF		30	22.86	-17.14	40	29.99	24.7	0.45	32.29	-	-	P	H	
		106.63	27.38	-16.12	43.5	42.46	16.26	0.81	32.21	-	-	P	H	
		296.75	24.96	-21.04	46	36.83	18.83	1.36	32.15	-	-	P	H	
		776.9	30.3	-15.7	46	32.05	27.8	2.24	31.94	-	-	P	H	
		859.35	31.88	-14.12	46	32.07	28.8	2.46	31.61	-	-	P	H	
		948.59	33.36	-12.64	46	31.28	30.42	2.45	31	100	0	P	H	
														H
														H
														H
														H
														H
														H
														H
														H
														H
			33.88	33.44	-6.56	40	42.34	22.92	0.45	32.29	100	0	P	V
			94.99	25.55	-17.95	43.5	41.99	15	0.72	32.22	-	-	P	V
			119.24	23.8	-19.7	43.5	37.95	17.1	0.88	32.2	-	-	P	V
		630.43	28.49	-17.51	46	32.5	26.01	2.06	32.19	-	-	P	V	
		746.83	31.96	-14.04	46	33.83	27.8	2.19	32	-	-	P	V	
		947.62	33.33	-12.67	46	31.32	30.36	2.45	31.01	-	-	P	V	
													V	
													V	
													V	
													V	
													V	
													V	
Remark	1. No other spurious found. 2. All results are PASS against limit line.													



<TXBF>

2.4GHz 2400~2483.5MHz

WIFI 802.11ac VHT20 (Band Edge @ 3m)

WIFI Ant. 1+2	Note	Frequency (MHz)	Level (dBμV/m)	Over Limit (dB)	Limit Line (dBμV/m)	Read Level (dBμV)	Antenna Factor (dB/m)	Path Loss (dB)	Preamp Factor (dB)	Ant Pos (cm)	Table Pos (deg)	Peak Avg. (P/A)	Pol. (H/V)	
802.11ac VHT20 CH 01 2412MHz		2389.905	68.7	-5.3	74	57.13	27.23	13.92	29.58	294	64	P	H	
		2389.905	52.2	-1.8	54	40.63	27.23	13.92	29.58	294	64	A	H	
	*	2412	104.07	-	-	92.43	27.28	13.94	29.58	294	64	P	H	
	*	2412	96.01	-	-	84.37	27.28	13.94	29.58	294	64	A	H	
													H	
													H	
			2389.695	65.62	-8.38	74	54.05	27.23	13.92	29.58	238	273	P	V
			2390	51.3	-2.7	54	39.73	27.23	13.92	29.58	238	273	A	V
		*	2412	106.24	-	-	94.6	27.28	13.94	29.58	238	273	P	V
		*	2412	97.59	-	-	85.95	27.28	13.94	29.58	238	273	A	V
													V	
													V	
802.11ac VHT20 CH 06 2437MHz		2389.24	59.38	-14.62	74	47.81	27.23	13.92	29.58	295	125	P	H	
		2389.94	46.28	-7.72	54	34.71	27.23	13.92	29.58	295	125	A	H	
	*	2437	110.04	-	-	98.29	27.37	13.96	29.58	295	125	P	H	
	*	2437	102.38	-	-	90.63	27.37	13.96	29.58	295	125	A	H	
			2484.32	57.09	-16.91	74	45.2	27.46	14	29.57	295	125	P	H
			2485.23	44.94	-9.06	54	33.05	27.46	14	29.57	295	125	A	H
			2389.1	60.06	-13.94	74	48.49	27.23	13.92	29.58	237	275	P	V
			2389.94	46.58	-7.42	54	35.01	27.23	13.92	29.58	237	275	A	V
		*	2437	112.96	-	-	101.21	27.37	13.96	29.58	237	275	P	V
		*	2437	103.96	-	-	92.21	27.37	13.96	29.58	237	275	A	V
		2485.23	60.84	-13.16	74	48.95	27.46	14	29.57	237	275	P	V	
		2485.3	47.59	-6.41	54	35.7	27.46	14	29.57	237	275	A	V	



802.11ac VHT20 CH 11 2462MHz	*	2462	109.84	-	-	98.02	27.41	13.98	29.57	289	121	P	H
	*	2462	99.7	-	-	87.89	27.41	13.98	29.58	289	121	A	H
		2483.64	65.52	-8.48	74	53.63	27.46	14	29.57	289	121	P	H
		2483.52	48.63	-5.37	54	36.74	27.46	14	29.57	289	121	A	H
													H
													H
	*	2462	111.06	-	-	99.24	27.41	13.98	29.57	266	279	P	V
	*	2462	101.89	-	-	90.07	27.41	13.98	29.57	266	279	A	V
		2484.4	69.71	-4.29	74	57.82	27.46	14	29.57	266	279	P	V
		2483.52	51.86	-2.14	54	39.97	27.46	14	29.57	266	279	A	V
													V
													V
Remark	1. No other spurious found. 2. All results are PASS against Peak and Average limit line.												



**2.4GHz 2400~2483.5MHz
WIFI 802.11ac VHT20 (Harmonic @ 3m)**

WIFI Ant. 1+2	Note	Frequency (MHz)	Level (dBμV/m)	Over Limit (dB)	Limit Line (dBμV/m)	Read Level (dBμV)	Antenna Factor (dB/m)	Path Loss (dB)	Preamp Factor (dB)	Ant Pos (cm)	Table Pos (deg)	Peak Avg. (P/A)	Pol. (H/V)	
802.11ac VHT20 CH 01 2412MHz		4824	37.02	-36.98	74	56.89	31.26	6.42	57.55	100	0	P	H	
													H	
													H	
													H	
			4824	37.22	-36.78	74	57.09	31.26	6.42	57.55	100	0	P	V
														V
														V
802.11ac VHT20 CH 06 2437MHz		4874	37.28	-36.72	74	56.81	31.36	6.56	57.45	100	0	P	H	
		7311	43.59	-30.41	74	56.48	36.18	8.2	57.27	100	0	P	H	
													H	
													H	
			4874	37.19	-36.81	74	56.72	31.36	6.56	57.45	100	0	P	V
			7311	44.26	-29.74	74	57.15	36.18	8.2	57.27	100	0	P	V
														V
802.11ac VHT20 CH 11 2462MHz		4924	37.63	-36.37	74	56.82	31.46	6.7	57.35	100	0	P	H	
		7386	42.72	-31.28	74	55.57	36.37	8.14	57.36	100	0	P	H	
													H	
													H	
			4924	38.5	-35.5	74	57.69	31.46	6.7	57.35	100	0	P	V
			7386	42.96	-31.04	74	55.81	36.37	8.14	57.36	100	0	P	V
														V
Remark	1. No other spurious found.													
	2. All results are PASS against Peak and Average limit line.													



**2.4GHz 2400~2483.5MHz
WIFI 802.11ac VHT40 (Band Edge @ 3m)**

WIFI Ant. 1+2	Note	Frequency (MHz)	Level (dBµV/m)	Over Limit (dB)	Limit Line (dBµV/m)	Read Level (dBµV)	Antenna Factor (dB/m)	Path Loss (dB)	Preamp Factor (dB)	Ant Pos (cm)	Table Pos (deg)	Peak Avg. (P/A)	Pol. (H/V)
802.11ac VHT40 CH 03 2422MHz		2388.12	65.71	-8.29	74	54.14	27.23	13.92	29.58	261	122	P	H
		2389.52	51.63	-2.37	54	40.06	27.23	13.92	29.58	261	122	A	H
	*	2422	102.33	-	-	90.64	27.32	13.95	29.58	261	122	P	H
	*	2422	93.92	-	-	82.23	27.32	13.95	29.58	261	122	A	H
		2487.12	52.65	-21.35	74	40.76	27.46	14	29.57	261	122	P	H
		2485.51	42.2	-11.8	54	30.31	27.46	14	29.57	261	122	A	H
		2388.68	63.93	-10.07	74	52.36	27.23	13.92	29.58	244	278	P	V
		2389.8	52.06	-1.94	54	40.49	27.23	13.92	29.58	244	278	A	V
	*	2422	105.86	-	-	94.17	27.32	13.95	29.58	244	278	P	V
	*	2422	95.97	-	-	84.28	27.32	13.95	29.58	244	278	A	V
		2486	54.45	-19.55	74	42.56	27.46	14	29.57	244	278	P	V
		2485.37	43.55	-10.45	54	31.66	27.46	14	29.57	244	278	A	V
802.11ac VHT40 CH 06 2437MHz		2389.24	64.08	-9.92	74	52.51	27.23	13.92	29.58	261	121	P	H
		2389.94	48.34	-5.66	54	36.77	27.23	13.92	29.58	261	121	A	H
	*	2437	105.82	-	-	94.07	27.37	13.96	29.58	261	121	P	H
	*	2437	97.88	-	-	86.13	27.37	13.96	29.58	261	121	A	H
		2484.67	61.91	-12.09	74	50.02	27.46	14	29.57	261	121	P	H
		2483.9	46.1	-7.9	54	34.21	27.46	14	29.57	261	121	A	H
		2389.8	63.74	-10.26	74	52.17	27.23	13.92	29.58	240	273	P	V
		2389.66	49.58	-4.42	54	38.01	27.23	13.92	29.58	240	273	A	V
	*	2437	110.7	-	-	98.95	27.37	13.96	29.58	240	273	P	V
	*	2437	101.63	-	-	89.88	27.37	13.96	29.58	240	273	A	V
		2484.74	68.87	-5.13	74	56.98	27.46	14	29.57	240	273	P	V
		2484.81	50.19	-3.81	54	38.3	27.46	14	29.57	240	273	A	V



802.11ac VHT40 CH 09 2452MHz		2386.02	54.2	-19.8	74	42.63	27.23	13.92	29.58	276	293	P	H
		2389.52	42.49	-11.51	54	30.92	27.23	13.92	29.58	276	293	A	H
	*	2452	101.38	-	-	89.62	27.37	13.97	29.58	276	293	P	H
	*	2452	93.56	-	-	81.8	27.37	13.97	29.58	276	293	A	H
		2483.55	60.31	-13.69	74	48.42	27.46	14	29.57	276	293	P	H
		2483.76	47.45	-6.55	54	35.56	27.46	14	29.57	276	293	A	H
		2389.8	57.46	-16.54	74	45.89	27.23	13.92	29.58	188	293	P	V
		2388.82	44.02	-9.98	54	32.45	27.23	13.92	29.58	188	293	A	V
	*	2452	106.04	-	-	94.28	27.37	13.97	29.58	188	293	P	V
	*	2452	100.35	-	-	88.59	27.37	13.97	29.58	188	293	A	V
		2485.37	64.07	-9.93	74	52.18	27.46	14	29.57	188	293	P	V
		2485.79	51.03	-2.97	54	39.14	27.46	14	29.57	188	293	A	V
Remark	1. No other spurious found. 2. All results are PASS against Peak and Average limit line.												



**2.4GHz 2400~2483.5MHz
WIFI 802.11ac VHT40 (Harmonic @ 3m)**

WIFI Ant. 1+2	Note	Frequency (MHz)	Level (dBμV/m)	Over Limit (dB)	Limit Line (dBμV/m)	Read Level (dBμV)	Antenna Factor (dB/m)	Path Loss (dB)	Preamp Factor (dB)	Ant Pos (cm)	Table Pos (deg)	Peak Avg. (P/A)	Pol. (H/V)
802.11ac VHT40 CH 03 2422MHz		4844	36.58	-37.42	74	56.33	31.29	6.47	57.51	100	0	P	H
		7266	42.95	-31.05	74	55.83	36.11	8.23	57.22	100	0	P	H
													H
													H
		4844	36.24	-37.76	74	55.99	31.29	6.47	57.51	100	0	P	V
		7266	42.7	-31.3	74	55.58	36.11	8.23	57.22	100	0	P	V
													V
802.11ac VHT40 CH 06 2437MHz		4874	38	-36	74	57.53	31.36	6.56	57.45	100	0	P	H
		7311	43.63	-30.37	74	56.52	36.18	8.2	57.27	100	0	P	H
													H
													H
		4874	37.1	-36.9	74	56.63	31.36	6.56	57.45	100	0	P	V
		7311	43.13	-30.87	74	56.02	36.18	8.2	57.27	100	0	P	V
													V
802.11ac VHT40 CH 09 2452MHz		4904	38.21	-35.79	74	57.53	31.43	6.64	57.39	100	0	P	H
		7356	42.9	-31.1	74	55.76	36.3	8.17	57.33	100	0	P	H
													H
													H
		4904	37.1	-36.9	74	56.42	31.43	6.64	57.39	100	0	P	V
		7356	42.19	-31.81	74	55.05	36.3	8.17	57.33	100	0	P	V
													V
Remark	1. No other spurious found.												
	2. All results are PASS against Peak and Average limit line.												



Emission below 1GHz

2.4GHz WIFI 802.11ac VHT20 (LF)

WIFI	Note	Frequency	Level	Over	Limit	Read	Antenna	Path	Preamp	Ant	Table	Peak	Pol.	
Ant.				Limit	Line	Level	Factor	Loss	Factor	Pos	Pos	Avg.		
1+2		(MHz)	(dBμV/m)	(dB)	(dBμV/m)	(dBμV)	(dB/m)	(dB)	(dB)	(cm)	(deg)	(P/A)	(H/V)	
2.4GHz 802.11ac VHT20 LF		30	23.64	-16.36	40	30.77	24.7	0.45	32.29	-	-	P	H	
		105.66	28.45	-15.05	43.5	43.56	16.23	0.81	32.21	-	-	P	H	
		294.81	25.34	-20.66	46	37.24	18.8	1.36	32.15	-	-	P	H	
		688.63	29.77	-16.23	46	33.64	26	2.12	32.11	-	-	P	H	
		874.87	32.29	-13.71	46	32.51	28.7	2.45	31.53	-	-	P	H	
		953.44	34.04	-11.96	46	31.77	30.57	2.45	30.96	100	0	P	H	
														H
														H
														H
														H
														H
														H
														H
														H
														H
			31.94	30.49	-9.51	40	38.68	23.64	0.45	32.29	100	0	P	V
			57.16	25.35	-14.65	40	45.29	11.77	0.55	32.28	-	-	P	V
			103.72	26.38	-17.12	43.5	41.76	15.97	0.8	32.21	-	-	P	V
		118.27	24.88	-18.62	43.5	39.11	17.03	0.87	32.2	-	-	P	V	
		657.59	28.88	-17.12	46	32.82	26	2.1	32.15	-	-	P	V	
		953.44	33.84	-12.16	46	31.57	30.57	2.45	30.96	-	-	P	V	
													V	
													V	
													V	
													V	
													V	
													V	
													V	
Remark	<p>1. No other spurious found.</p> <p>2. All results are PASS against limit line.</p>													



Note symbol

*	Fundamental Frequency which can be ignored. However, the level of any unwanted emissions shall not exceed the level of the fundamental frequency.
!	Test result is over limit line.
P/A	Peak or Average
H/V	Horizontal or Vertical



A calculation example for radiated spurious emission is shown as below:

WIFI	Note	Frequency	Level	Over	Limit	Read	Antenna	Path	Preamp	Ant	Table	Peak	Pol.
Ant.				Limit	Line	Level	Factor	Loss	Factor	Pos	Pos	Avg.	
1+2		(MHz)	(dBμV/m)	(dB)	(dBμV/m)	(dBμV)	(dB/m)	(dB)	(dB)	(cm)	(deg)	(P/A)	(H/V)
802.11b		2390	55.45	-18.55	74	54.51	32.22	4.58	35.86	103	308	P	H
CH 01													
2412MHz		2390	43.54	-10.46	54	42.6	32.22	4.58	35.86	103	308	A	H

1. Path Loss(dB) = Cable loss(dB) + Filter loss(dB) + Attenuator loss(dB)
2. Level(dBμV/m) =
Antenna Factor(dB/m) + Path Loss(dB) + Read Level(dBμV) - Preamp Factor(dB)
3. Over Limit(dB) = Level(dBμV/m) – Limit Line(dBμV/m)

For Peak Limit @ 2390MHz:

1. Level(dBμV/m)
= Antenna Factor(dB/m) + Path Loss(dB) + Read Level(dBμV) - Preamp Factor(dB)
= 32.22(dB/m) + 4.58(dB) + 54.51(dBμV) – 35.86 (dB)
= 55.45 (dBμV/m)
2. Over Limit(dB)
= Level(dBμV/m) – Limit Line(dBμV/m)
= 55.45(dBμV/m) – 74(dBμV/m)
= -18.55(dB)

For Average Limit @ 2390MHz:

1. Level(dBμV/m)
= Antenna Factor(dB/m) + Path Loss(dB) + Read Level(dBμV) - Preamp Factor(dB)
= 32.22(dB/m) + 4.58(dB) + 42.6(dBμV) – 35.86 (dB)
= 43.54 (dBμV/m)
2. Over Limit(dB)
= Level(dBμV/m) – Limit Line(dBμV/m)
= 43.54(dBμV/m) – 54(dBμV/m)
= -10.46(dB)

Both peak and average measured complies with the limit line, so test result is “PASS”.



Appendix C. Radiated Spurious Emission Plots

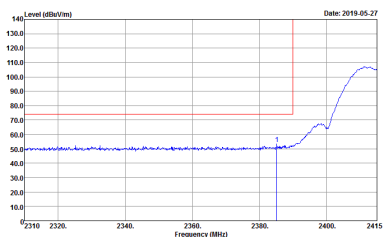
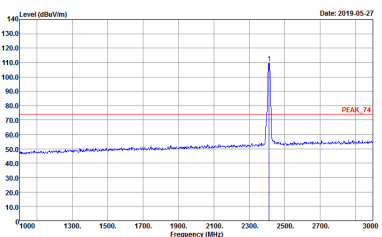
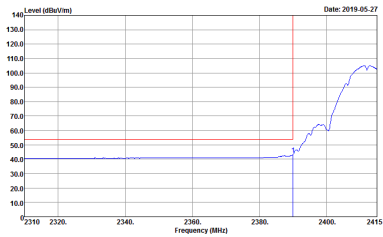
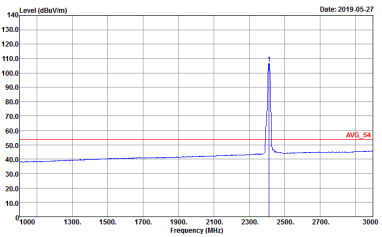
Test Engineer :	Andy Yang, JC Liang, Wilson Wu	Temperature :	24.5~24.6°C
		Relative Humidity :	50~52%

Note symbol

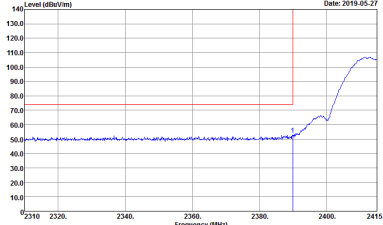
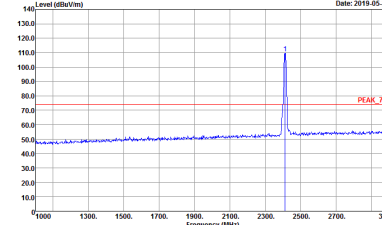
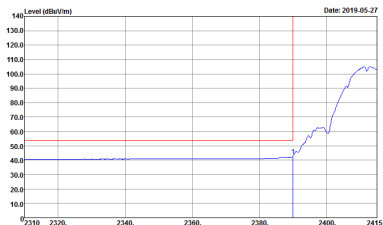
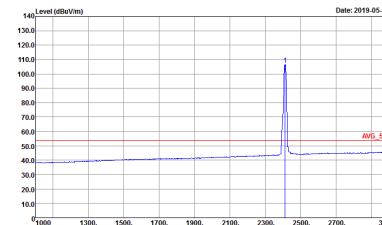
-L	Low channel location
-R	High channel location



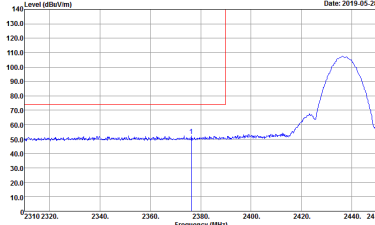
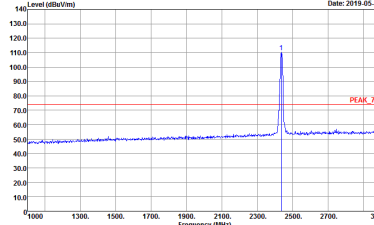
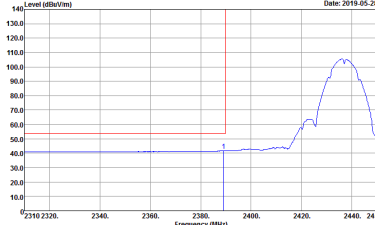
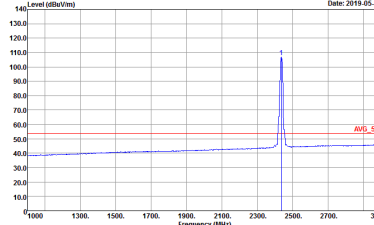
2.4GHz 2400~2483.5MHz
WIFI 802.11b (Band Edge @ 3m)

WIFI	2.4GHz 2400~2483.5MHz Band Edge @ 3m	
ANT	802.11b CH01 2412MHz	
1	Horizontal	Fundamental
Peak	 <p>Site : 03CH13-HY Condition : PEAK_BE_74 3m HORN_91200_1241 HORIZONTAL Detector : Peak Project : 911633 Mode : 10 Power : 20</p>	 <p>Site : 03CH13-HY Condition : PEAK_74 3m HORN_91200_1241 HORIZONTAL Detector : Peak Project : 911633 Mode : 10 Power : 20</p>
Avg.	 <p>Site : 03CH13-HY Condition : AVG_BE_54 3m HORN_91200_1241 HORIZONTAL Detector : Peak Project : 911633 Mode : 10 Power : 20</p>	 <p>Site : 03CH13-HY Condition : AVG_54 3m HORN_91200_1241 HORIZONTAL Detector : Peak Project : 911633 Mode : 10 Power : 20</p>

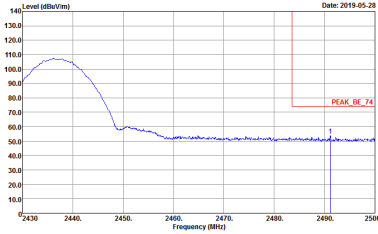
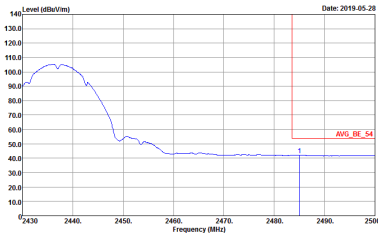


WIFI	2.4GHz 2400~2483.5MHz Band Edge @ 3m	
ANT	802.11b CH01 2412MHz	
1	Vertical	Fundamental
Peak	 <p>Site : 03CH13-HY Condition : PEAK_BE_74 3m HORN_91200_1241 VERTICAL RBW:1000.000KHz VBW:3000.000KHz SWT:Auto Detector : Peak Project : 911633 Mode : 10 Power : 20</p>	 <p>Site : 03CH13-HY Condition : PEAK_74 3m HORN_91200_1241 VERTICAL RBW:1000.000KHz VBW:3000.000KHz SWT:Auto Detector : Peak Project : 911633 Mode : 10 Power : 20</p>
Avg.	 <p>Site : 03CH13-HY Condition : AVG_BE_54 3m HORN_91200_1241 VERTICAL RBW:1000.000KHz VBW:0.010KHz SWT:Auto Detector : Peak Project : 911633 Mode : 10 Power : 20</p>	 <p>Site : 03CH13-HY Condition : AVG_54 3m HORN_91200_1241 VERTICAL RBW:1000.000KHz VBW:0.010KHz SWT:Auto Detector : Peak Project : 911633 Mode : 10 Power : 20</p>

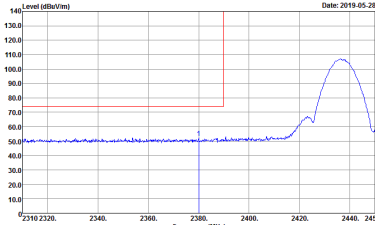
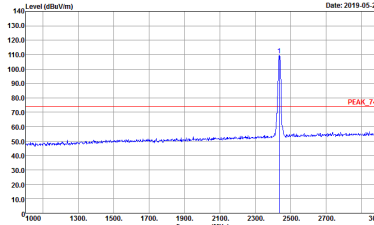
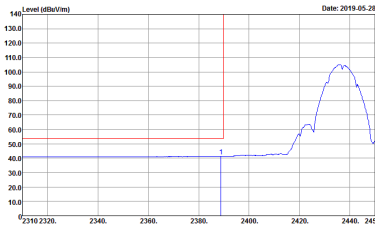
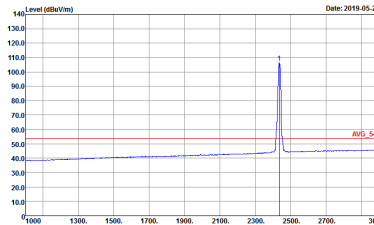


WIFI	2.4GHz 2400~2483.5MHz Band Edge @ 3m	
ANT	802.11b CH06 2437MHz - L	
1	Horizontal	Fundamental
Peak	 <p>Site : 03CH13-HY Condition : PEAK_BE_74 3m HORN_91200_1241 HORIZONTAL Detector : Peak Project : 911633 Mode : 11 Power : 20</p>	 <p>Site : 03CH13-HY Condition : PEAK_74 3m HORN_91200_1241 HORIZONTAL Detector : Peak Project : 911633 Mode : 11 Power : 20</p>
Avg.	 <p>Site : 03CH13-HY Condition : AVG_BE_54 3m HORN_91200_1241 HORIZONTAL Detector : Peak Project : 911633 Mode : 11 Power : 20</p>	 <p>Site : 03CH13-HY Condition : AVG_54 3m HORN_91200_1241 HORIZONTAL Detector : Peak Project : 911633 Mode : 11 Power : 20</p>

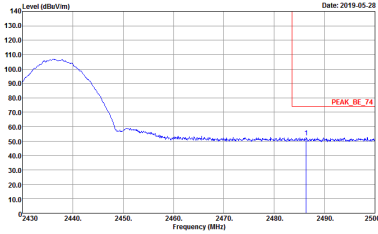
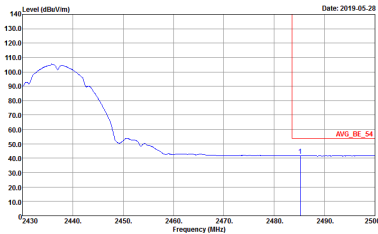


WIFI	2.4GHz 2400~2483.5MHz Band Edge @ 3m	
ANT	802.11b CH06 2437MHz - R	
1	Horizontal	Fundamental
<p>Peak</p>	 <p>Site : 03CH13-HY Condition : PEAK_BE_74 3m HORN_9120D_1241 HORIZONTAL RBW:1000.000kHz VBW:3000.000kHz SWF:Auto Detector : Peak Project : 911633 Mode : 11 Power : 20</p>	<p>Left blank</p>
<p>Avg.</p>	 <p>Site : 03CH13-HY Condition : AVG_BE_54 3m HORN_9120D_1241 HORIZONTAL RBW:1000.000kHz VBW:3000.000kHz SWF:Auto Detector : Peak Project : 911633 Mode : 11 Power : 20</p>	<p>Left blank</p>

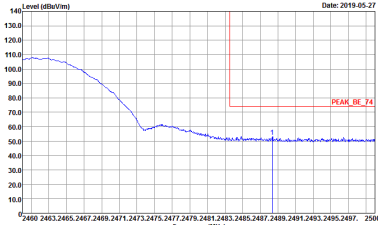
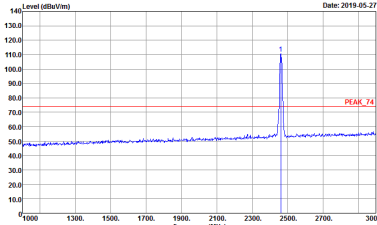
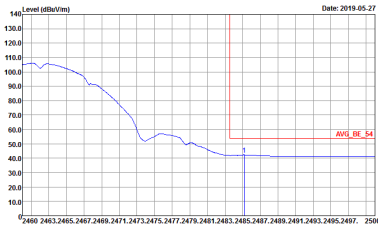
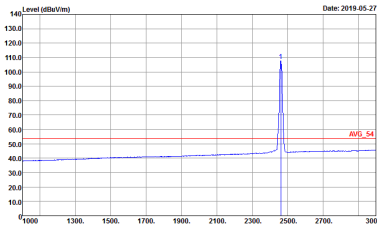


WIFI	2.4GHz 2400~2483.5MHz Band Edge @ 3m	
ANT	802.11b CH06 2437MHz - L	
1	Vertical	Fundamental
Peak	 <p>Site : 03CH13-HY Condition : PEAK_BE_74 3m HORN_91200_1241 VERTICAL Detector : Peak Project : 911633 Mode : 11 Power : 20</p>	 <p>Site : 03CH13-HY Condition : PEAK_74 3m HORN_91200_1241 VERTICAL Detector : Peak Project : 911633 Mode : 11 Power : 20</p>
Avg.	 <p>Site : 03CH13-HY Condition : AVG_BE_54 3m HORN_91200_1241 VERTICAL Detector : Peak Project : 911633 Mode : 11 Power : 20</p>	 <p>Site : 03CH13-HY Condition : AVG_54 3m HORN_91200_1241 VERTICAL Detector : Peak Project : 911633 Mode : 11 Power : 20</p>

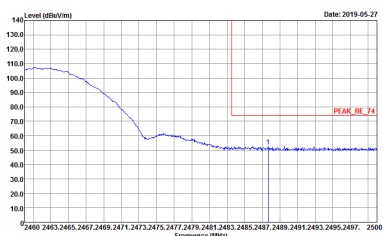
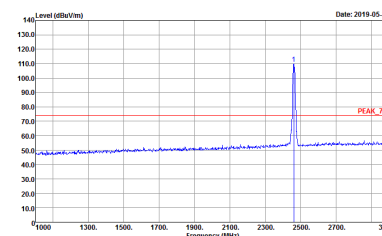
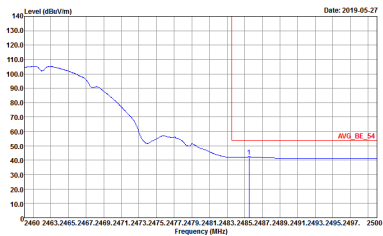
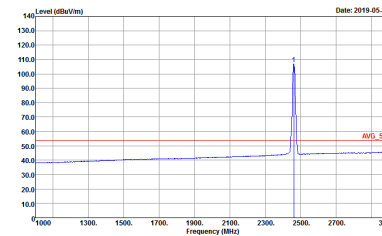


WIFI	2.4GHz 2400~2483.5MHz Band Edge @ 3m	
ANT	802.11b CH06 2437MHz - R	
1	Vertical	Fundamental
<p>Peak</p>	 <p>Site : 03CH13-HY Condition : PEAK_BE_74 3m HORN_9120D_1241 VERTICAL RBW:1000.000KHz VBW:3000.000KHz SWF:Auto Detector : Peak Project : 911633 Mode : 11 Power : 20</p>	<p>Left blank</p>
<p>Avg.</p>	 <p>Site : 03CH13-HY Condition : AVG_BE_54 3m HORN_9120D_1241 VERTICAL RBW:1000.000KHz VBW:3000.000KHz SWF:Auto Detector : Peak Project : 911633 Mode : 11 Power : 20</p>	<p>Left blank</p>



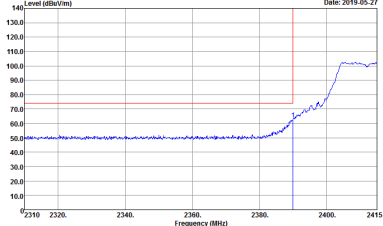
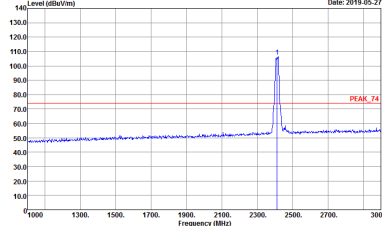
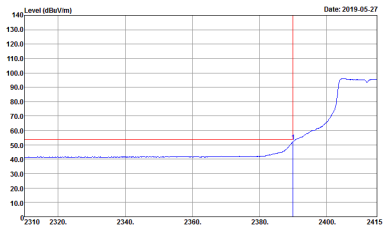
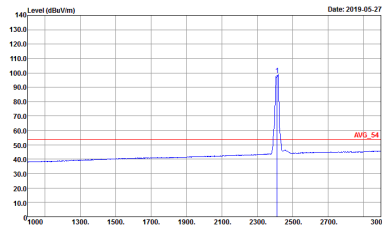
WIFI	2.4GHz 2400~2483.5MHz Band Edge @ 3m	
ANT	802.11b CH11 2462MHz	
1	Horizontal	Fundamental
Peak	 <p>Site : 03CH13-HY Condition : PEAK_BE_74 3m HORN_91200_1241 HORIZONTAL Detector : Peak Project : 911633 Mode : 12 Power : 20</p>	 <p>Site : 03CH13-HY Condition : PEAK_74 3m HORN_91200_1241 HORIZONTAL Detector : Peak Project : 911633 Mode : 12 Power : 20</p>
Avg.	 <p>Site : 03CH13-HY Condition : AVG_BE_54 3m HORN_91200_1241 HORIZONTAL Detector : Peak Project : 911633 Mode : 12 Power : 20</p>	 <p>Site : 03CH13-HY Condition : AVG_54 3m HORN_91200_1241 HORIZONTAL Detector : Peak Project : 911633 Mode : 12 Power : 20</p>



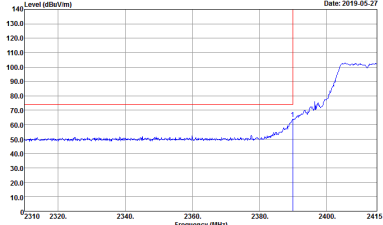
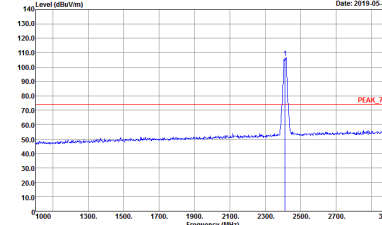
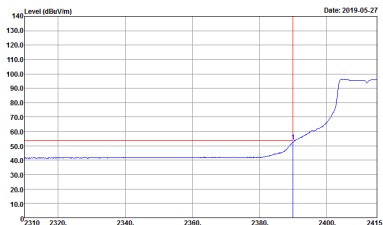
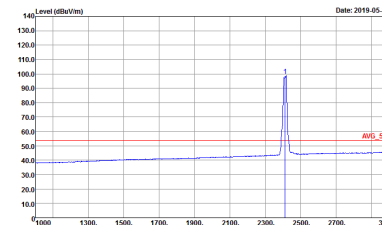
WIFI	2.4GHz 2400~2483.5MHz Band Edge @ 3m	
ANT	802.11b CH11 2462MHz	
1	Vertical	Fundamental
Peak	 <p>Site : 03CH13-HY Condition : PEAK_BE_74 3m HORN_91200_1241 VERTICAL RBW:1000.000KHz VBW:3000.000KHz SWT:Auto Detector : Peak Project : 911633 Mode : 12 Power : 20</p>	 <p>Site : 03CH13-HY Condition : PEAK_74 3m HORN_91200_1241 VERTICAL RBW:1000.000KHz VBW:3000.000KHz SWT:Auto Detector : Peak Project : 911633 Mode : 12 Power : 20</p>
Avg.	 <p>Site : 03CH13-HY Condition : AVG_BE_54 3m HORN_91200_1241 VERTICAL RBW:1000.000KHz VBW:0.010KHz SWT:Auto Detector : Peak Project : 911633 Mode : 12 Power : 20</p>	 <p>Site : 03CH13-HY Condition : AVG_54 3m HORN_91200_1241 VERTICAL RBW:1000.000KHz VBW:0.010KHz SWT:Auto Detector : Peak Project : 911633 Mode : 12 Power : 20</p>



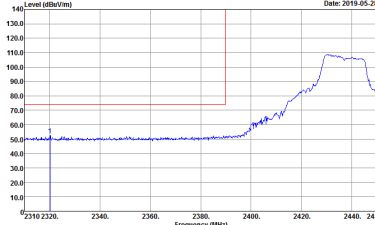
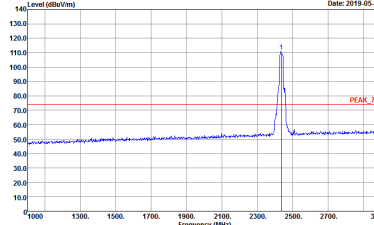
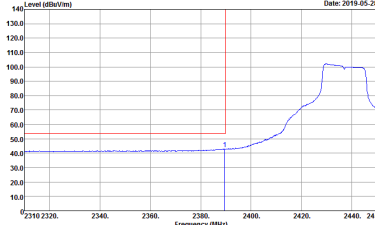
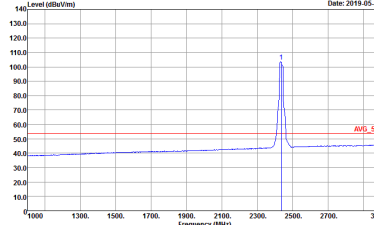
2.4GHz 2400~2483.5MHz
WIFI 802.11g (Band Edge @ 3m)

WIFI	2.4GHz 2400~2483.5MHz Band Edge @ 3m	
ANT	802.11g CH01 2412MHz	
1	Horizontal	Fundamental
Peak	 <p>Site : 03CH13-HY Condition : PEAK_BE_74 3m HORN_91200_1241 HORIZONTAL Detector : Peak Project : 911633 Mode : 13 Power : 15</p>	 <p>Site : 03CH13-HY Condition : PEAK_74 3m HORN_91200_1241 HORIZONTAL Detector : Peak Project : 911633 Mode : 13 Power : 15</p>
Avg.	 <p>Site : 03CH13-HY Condition : AVG_BE_54 3m HORN_91200_1241 HORIZONTAL Detector : Peak Project : 911633 Mode : 13 Power : 15</p>	 <p>Site : 03CH13-HY Condition : AVG_54 3m HORN_91200_1241 HORIZONTAL Detector : Peak Project : 911633 Mode : 13 Power : 15</p>

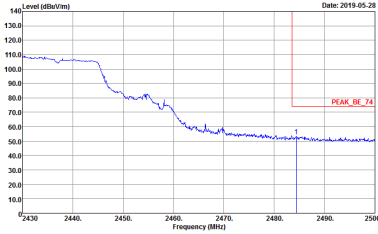
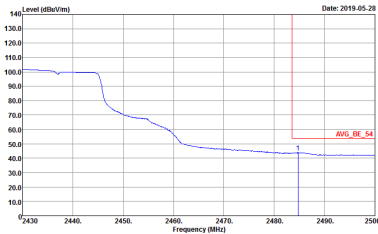


WIFI	2.4GHz 2400~2483.5MHz Band Edge @ 3m	
ANT	802.11g CH01 2412MHz	
1	Vertical	Fundamental
Peak	 <p>Site : 03CH13-HY Condition : PEAK_BE_74 3m HORN_91200_1241 VERTICAL RBW:1000.000kHz VBW:3000.000kHz SWT:Auto Detector : Peak Project : 911633 Mode : 13 Power : 15</p>	 <p>Site : 03CH13-HY Condition : PEAK_74 3m HORN_91200_1241 VERTICAL RBW:1000.000kHz VBW:3000.000kHz SWT:Auto Detector : Peak Project : 911633 Mode : 13 Power : 15</p>
Avg.	 <p>Site : 03CH13-HY Condition : AVG_BE_54 3m HORN_91200_1241 VERTICAL RBW:1000.000kHz VBW:1000kHz SWT:Auto Detector : Peak Project : 911633 Mode : 13 Power : 15</p>	 <p>Site : 03CH13-HY Condition : AVG_54 3m HORN_91200_1241 VERTICAL RBW:1000.000kHz VBW:1000kHz SWT:Auto Detector : Peak Project : 911633 Mode : 13 Power : 15</p>

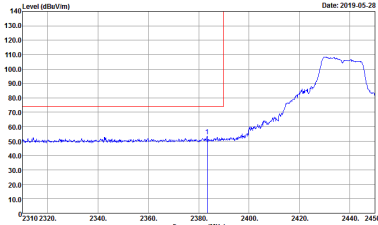
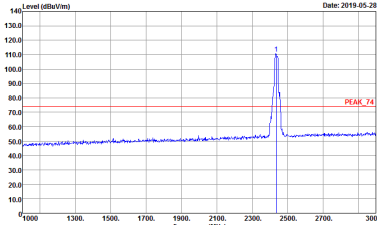
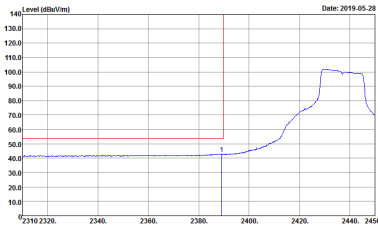
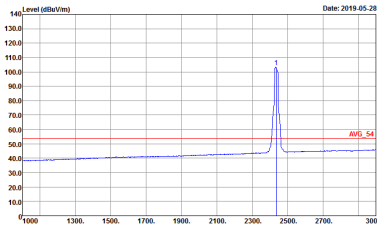


WIFI	2.4GHz 2400~2483.5MHz Band Edge @ 3m	
ANT	802.11g CH06 2437MHz - L	
1	Horizontal	Fundamental
<p>Peak</p>	 <p>Site : 03CH13-HY Condition : PEAK_BE_74 3m HORN_91200_1241 HORIZONTAL Detector : Peak Project : 911633 Mode : 14 Power : 20</p>	 <p>Site : 03CH13-HY Condition : PEAK_74 3m HORN_91200_1241 HORIZONTAL Detector : Peak Project : 911633 Mode : 14 Power : 20</p>
<p>Avg.</p>	 <p>Site : 03CH13-HY Condition : AVG_BE_54 3m HORN_91200_1241 HORIZONTAL Detector : Peak Project : 911633 Mode : 14 Power : 20</p>	 <p>Site : 03CH13-HY Condition : AVG_54 3m HORN_91200_1241 HORIZONTAL Detector : Peak Project : 911633 Mode : 14 Power : 20</p>

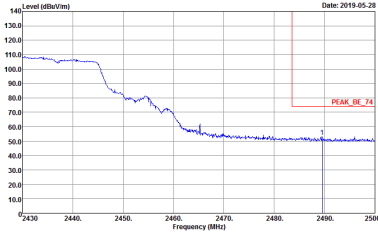
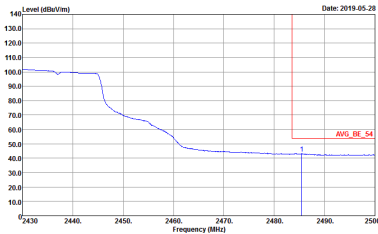


WIFI	2.4GHz 2400~2483.5MHz Band Edge @ 3m	
ANT	802.11g CH06 2437MHz - R	
1	Horizontal	Fundamental
<p>Peak</p>	 <p>Site : 03CH13-HY Condition : PEAK_BE_74 3m HORN_9120D_1241 HORIZONTAL Detector : Peak Project : 911633 Mode : 14 Power : 20</p>	<p>Left blank</p>
<p>Avg.</p>	 <p>Site : 03CH13-HY Condition : AVG_BE_54 3m HORN_9120D_1241 HORIZONTAL Detector : Peak Project : 911633 Mode : 14 Power : 20</p>	<p>Left blank</p>

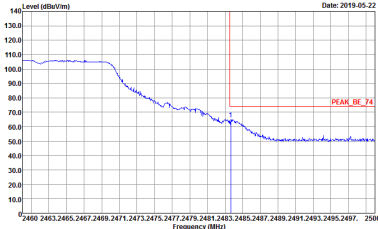
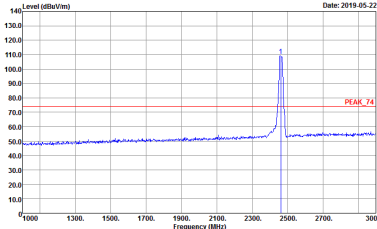
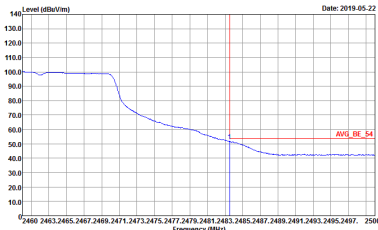
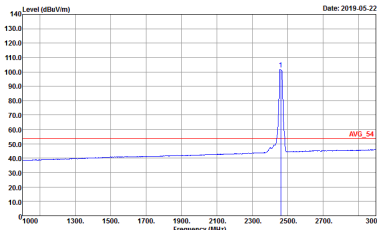


WIFI	2.4GHz 2400~2483.5MHz Band Edge @ 3m	
ANT	802.11g CH06 2437MHz - L	
1	Vertical	Fundamental
Peak	 <p>Site : 03CH13-HY Condition : PEAK_BE_74 3m HORN_91200_1241 VERTICAL Detector : Peak Project : 911633 Mode : 14 Power : 20</p>	 <p>Site : 03CH13-HY Condition : PEAK_74 3m HORN_91200_1241 VERTICAL Detector : Peak Project : 911633 Mode : 14 Power : 20</p>
Avg.	 <p>Site : 03CH13-HY Condition : AVG_BE_54 3m HORN_91200_1241 VERTICAL Detector : Peak Project : 911633 Mode : 14 Power : 20</p>	 <p>Site : 03CH13-HY Condition : AVG_54 3m HORN_91200_1241 VERTICAL Detector : Peak Project : 911633 Mode : 14 Power : 20</p>

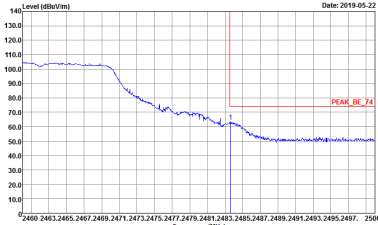
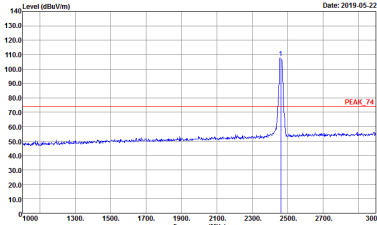
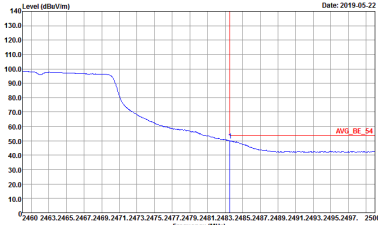
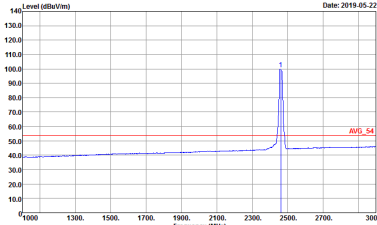


WIFI	2.4GHz 2400~2483.5MHz Band Edge @ 3m	
ANT	802.11g CH06 2437MHz - R	
1	Vertical	Fundamental
Peak	 <p>Site : 03CH13-HY Condition : PEAK_BE_74 3m HORN_9120D_1241 VERTICAL RBW:1000.000kHz VBW:3000.000kHz SWF:Auto Detector : Peak Project : 911633 Mode : 14 Power : 20</p>	Left Blank
Avg.	 <p>Site : 03CH13-HY Condition : AVG_BE_54 3m HORN_9120D_1241 VERTICAL RBW:1000.000kHz VBW:1000kHz SWF:Auto Detector : Peak Project : 911633 Mode : 14 Power : 20</p>	Left Blank



WIFI	2.4GHz 2400~2483.5MHz Band Edge @ 3m	
ANT	802.11g CH11 2462MHz	
1	Horizontal	Fundamental
Peak	 <p>Site : 03CH13-HY Condition : PEAK_BE_74 3m HORN_91200_1241 HORIZONTAL Detector : Peak Project : 911633 Mode : 15 Power : 15.5</p>	 <p>Site : 03CH13-HY Condition : PEAK_74 3m HORN_91200_1241 HORIZONTAL Detector : Peak Project : 911633 Mode : 15 Power : 15.5</p>
Avg.	 <p>Site : 03CH13-HY Condition : AVG_BE_54 3m HORN_91200_1241 HORIZONTAL Detector : Peak Project : 911633 Mode : 15 Power : 15.5</p>	 <p>Site : 03CH13-HY Condition : AVG_54 3m HORN_91200_1241 HORIZONTAL Detector : Peak Project : 911633 Mode : 15 Power : 15.5</p>

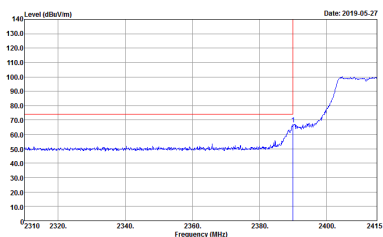
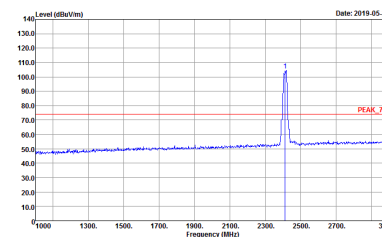
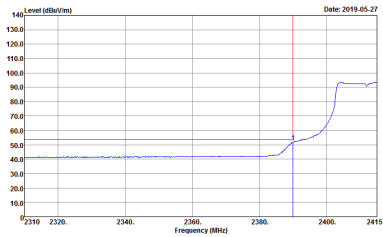
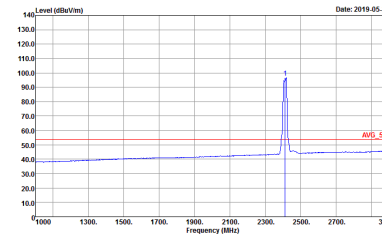


WIFI	2.4GHz 2400~2483.5MHz Band Edge @ 3m	
ANT	802.11g CH11 2462MHz	
1	Vertical	Fundamental
Peak	 <p>Site : 03CH13-HY Condition : PEAK_BE_74 3m HORN_91200_1241 VERTICAL RBW:1000.000KHz VBW:3000.000KHz SWT:Auto Detector : Peak Project : 911633 Mode : 15 Power : 15.5</p>	 <p>Site : 03CH13-HY Condition : PEAK_74 3m HORN_91200_1241 VERTICAL RBW:1000.000KHz VBW:3000.000KHz SWT:Auto Detector : Peak Project : 911633 Mode : 15 Power : 15.5</p>
Avg.	 <p>Site : 03CH13-HY Condition : AVG_BE_54 3m HORN_91200_1241 VERTICAL RBW:1000.000KHz VBW:1000KHz SWT:Auto Detector : Peak Project : 911633 Mode : 15 Power : 15.5</p>	 <p>Site : 03CH13-HY Condition : AVG_54 3m HORN_91200_1241 VERTICAL RBW:1000.000KHz VBW:1000KHz SWT:Auto Detector : Peak Project : 911633 Mode : 15 Power : 15.5</p>

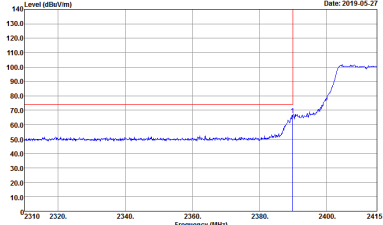
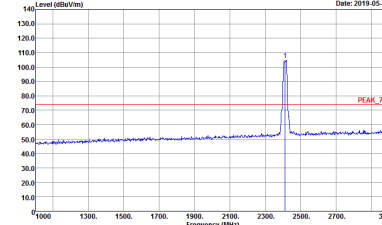
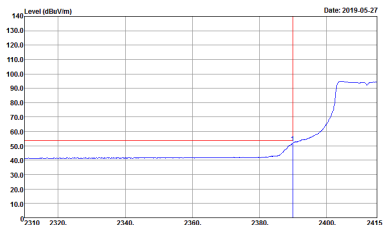
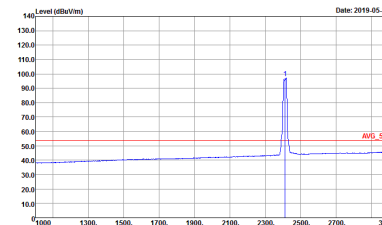


2.4GHz 2400~2483.5MHz

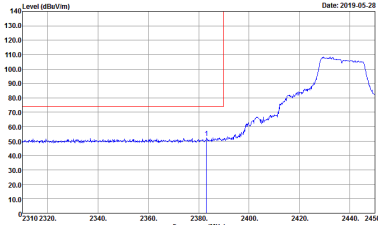
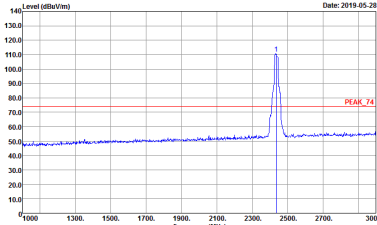
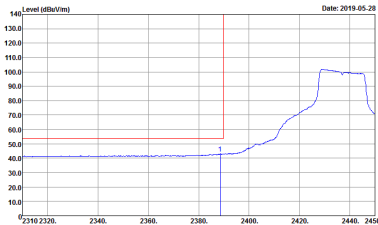
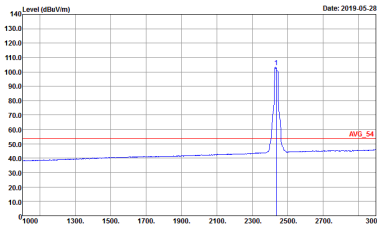
WIFI 802.11ac VHT20 (Band Edge @ 3m)

WIFI	2.4GHz 2400~2483.5MHz Band Edge @ 3m	
ANT	802.11ac VHT20 CH01 2412MHz	
1	Horizontal	Fundamental
Peak	 <p>Site : 03CH13-HY Condition : PEAK_BE_74 3m HORN_91200_1241 HORIZONTAL Detector : Peak Project : 911633 Mode : 16 Power : 13.5</p>	 <p>Site : 03CH13-HY Condition : PEAK_74 3m HORN_91200_1241 HORIZONTAL Detector : Peak Project : 911633 Mode : 16 Power : 13.5</p>
Avg.	 <p>Site : 03CH13-HY Condition : AVG_BE_54 3m HORN_91200_1241 HORIZONTAL Detector : Peak Project : 911633 Mode : 16 Power : 13.5</p>	 <p>Site : 03CH13-HY Condition : AVG_54 3m HORN_91200_1241 HORIZONTAL Detector : Peak Project : 911633 Mode : 16 Power : 13.5</p>

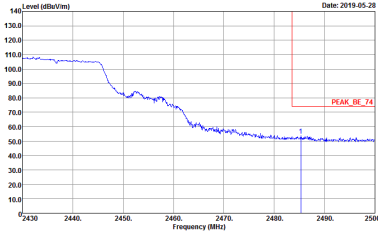
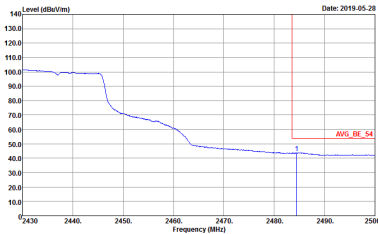


WIFI	2.4GHz 2400~2483.5MHz Band Edge @ 3m	
ANT	802.11ac VHT20 CH01 2412MHz	
1	Vertical	Fundamental
Peak	 <p>Site : 03CH13-HY Condition : PEAK_BE_74 3m HORN_91200_1241 VERTICAL RBW:1000.000KHz VBW:3000.000KHz SWT:Auto Detector : Peak Project : 911633 Mode : 16 Power : 13.5</p>	 <p>Site : 03CH13-HY Condition : PEAK_74 3m HORN_91200_1241 VERTICAL RBW:1000.000KHz VBW:3000.000KHz SWT:Auto Detector : Peak Project : 911633 Mode : 16 Power : 13.5</p>
Avg.	 <p>Site : 03CH13-HY Condition : AVG_BE_54 3m HORN_91200_1241 VERTICAL RBW:1000.000KHz VBW:1000KHz SWT:Auto Detector : Peak Project : 911633 Mode : 16 Power : 13.5</p>	 <p>Site : 03CH13-HY Condition : AVG_54 3m HORN_91200_1241 VERTICAL RBW:1000.000KHz VBW:1000KHz SWT:Auto Detector : Peak Project : 911633 Mode : 16 Power : 13.5</p>

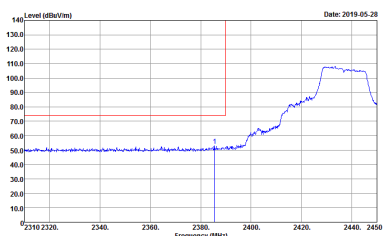
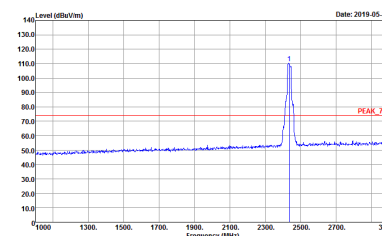
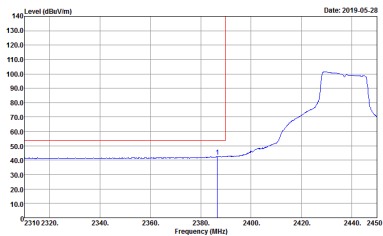
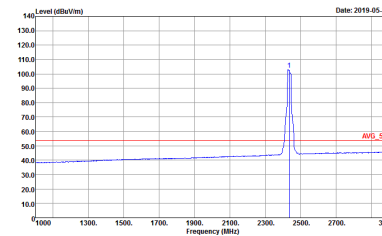


WIFI	2.4GHz 2400~2483.5MHz Band Edge @ 3m	
ANT	802.11ac VHT20 CH06 2437MHz - L	
1	Horizontal	Fundamental
Peak	 <p>Site : 03CH13-HY Condition : PEAK_BE_74 3m HORN_91200_1241 HORIZONTAL Detector : Peak Project : 911633 Mode : 17 Power : 20</p>	 <p>Site : 03CH13-HY Condition : PEAK_74 3m HORN_91200_1241 HORIZONTAL Detector : Peak Project : 911633 Mode : 17 Power : 20</p>
Avg.	 <p>Site : 03CH13-HY Condition : AVG_BE_54 3m HORN_91200_1241 HORIZONTAL Detector : Peak Project : 911633 Mode : 17 Power : 20</p>	 <p>Site : 03CH13-HY Condition : AVG_54 3m HORN_91200_1241 HORIZONTAL Detector : Peak Project : 911633 Mode : 17 Power : 20</p>

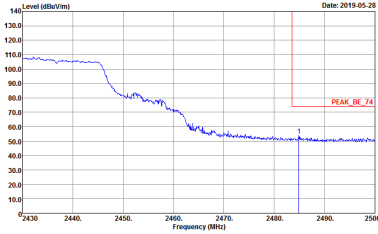
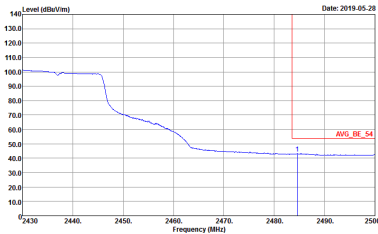


WIFI	2.4GHz 2400~2483.5MHz Band Edge @ 3m	
ANT	802.11ac VH20 CH06 2437MHz - R	
1	Horizontal	Fundamental
<p>Peak</p>	 <p>Site : 03CH13-HY Condition : PEAK_BE_74 3m HORN_9120D_1241 HORIZONTAL Detector : Peak Project : 911633 Mode : 17 Power : 20</p>	<p>Left blank</p>
<p>Avg.</p>	 <p>Site : 03CH13-HY Condition : AVG_BE_54 3m HORN_9120D_1241 HORIZONTAL Detector : Peak Project : 911633 Mode : 17 Power : 20</p>	<p>Left blank</p>

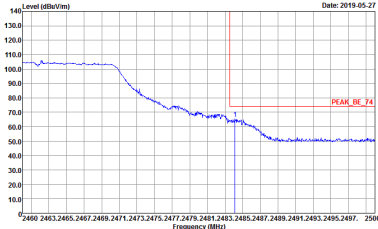
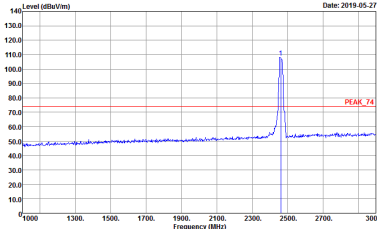
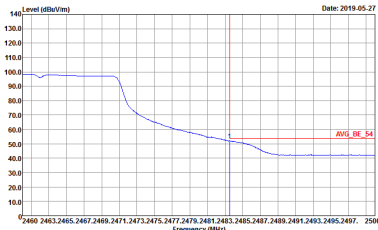
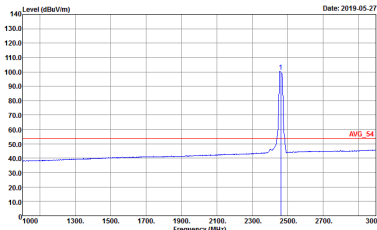


WIFI	2.4GHz 2400~2483.5MHz Band Edge @ 3m	
ANT	802.11ac VH20 CH06 2437MHz - L	
1	Vertical	Fundamental
Peak	 <p>Site : 03CH13-HY Condition : PEAK_BE_74 3m HORN_91200_1241 VERTICAL RBW:1000.000KHz VBW:3000.000KHz SWT:Auto Detector : Peak Project : 911633 Mode : 17 Power : 20</p>	 <p>Site : 03CH13-HY Condition : PEAK_74 3m HORN_91200_1241 VERTICAL RBW:1000.000KHz VBW:3000.000KHz SWT:Auto Detector : Peak Project : 911633 Mode : 17 Power : 20</p>
Avg.	 <p>Site : 03CH13-HY Condition : AVG_BE_54 3m HORN_91200_1241 VERTICAL RBW:1000.000KHz VBW:1000KHz SWT:Auto Detector : Peak Project : 911633 Mode : 17 Power : 20</p>	 <p>Site : 03CH13-HY Condition : AVG_54 3m HORN_91200_1241 VERTICAL RBW:1000.000KHz VBW:1000KHz SWT:Auto Detector : Peak Project : 911633 Mode : 17 Power : 20</p>

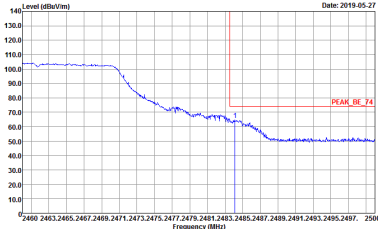
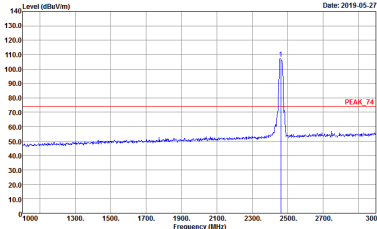
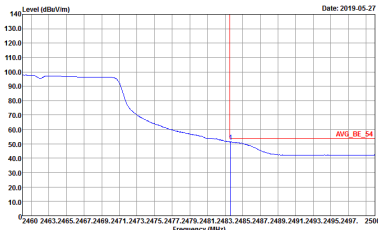
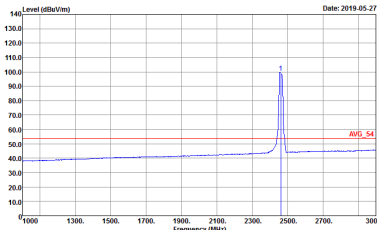


WIFI	2.4GHz 2400~2483.5MHz Band Edge @ 3m	
ANT	802.11ac VH20 CH06 2437MHz - R	
1	Vertical	Fundamental
<p>Peak</p>	 <p>Site : 03CH13-HY Condition : PEAK_BE_74 3m HORN_9120D_1241 VERTICAL RBW:1000.000kHz VBW:3000.000kHz SWF:Auto Detector : Peak Project : 911633 Mode : 17 Power : 20</p>	<p>Left blank</p>
<p>Avg.</p>	 <p>Site : 03CH13-HY Condition : AVG_BE_54 3m HORN_9120D_1241 VERTICAL RBW:1000.000kHz VBW:1.000kHz SWF:Auto Detector : Peak Project : 911633 Mode : 17 Power : 20</p>	<p>Left blank</p>



WIFI	2.4GHz 2400~2483.5MHz Band Edge @ 3m	
ANT	802.11ac VH20 CH11 2462MHz	
1	Horizontal	Fundamental
Peak	 <p>Site : 03CH13-HY Condition : PEAK_BE_74 3m HORN_91200_1241 HORIZONTAL Detector : Peak Project : 911633 Mode : 18 Power : 16.5</p>	 <p>Site : 03CH13-HY Condition : PEAK_74 3m HORN_91200_1241 HORIZONTAL Detector : Peak Project : 911633 Mode : 18 Power : 16.5</p>
Avg.	 <p>Site : 03CH13-HY Condition : AVG_BE_54 3m HORN_91200_1241 HORIZONTAL Detector : Peak Project : 911633 Mode : 18 Power : 16.5</p>	 <p>Site : 03CH13-HY Condition : AVG_54 3m HORN_91200_1241 HORIZONTAL Detector : Peak Project : 911633 Mode : 18 Power : 16.5</p>

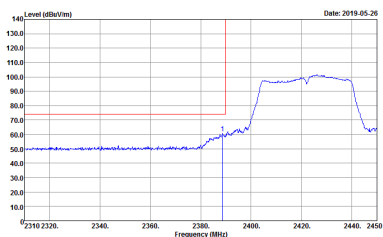
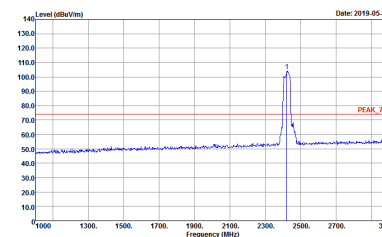
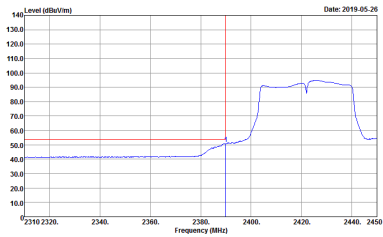
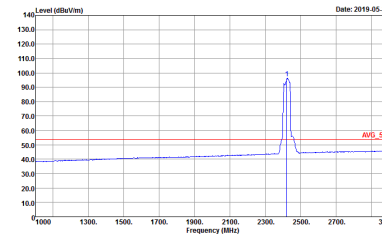


WIFI	2.4GHz 2400~2483.5MHz Band Edge @ 3m	
ANT	802.11ac VH20 CH11 2462MHz	
1	Vertical	Fundamental
Peak	 <p>Site : 03CH13-HY Condition : PEAK_BE_74 3m HORN_91200_1241 VERTICAL RBW:1000.000KHz VBW:3000.000KHz SWT:Auto Detector : Peak Project : 911633 Mode : 18 Power : 16.5</p>	 <p>Site : 03CH13-HY Condition : PEAK_74 3m HORN_91200_1241 VERTICAL RBW:1000.000KHz VBW:3000.000KHz SWT:Auto Detector : Peak Project : 911633 Mode : 18 Power : 16.5</p>
Avg.	 <p>Site : 03CH13-HY Condition : AVG_BE_54 3m HORN_91200_1241 VERTICAL RBW:1000.000KHz VBW:1000KHz SWT:Auto Detector : Peak Project : 911633 Mode : 18 Power : 16.5</p>	 <p>Site : 03CH13-HY Condition : AVG_54 3m HORN_91200_1241 VERTICAL RBW:1000.000KHz VBW:1000KHz SWT:Auto Detector : Peak Project : 911633 Mode : 18 Power : 16.5</p>

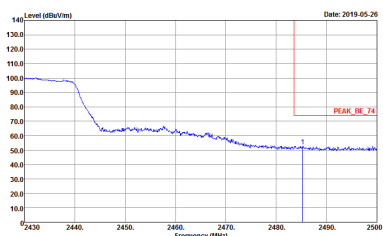
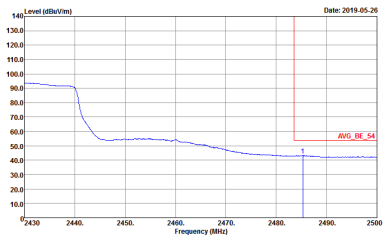


2.4GHz 2400~2483.5MHz

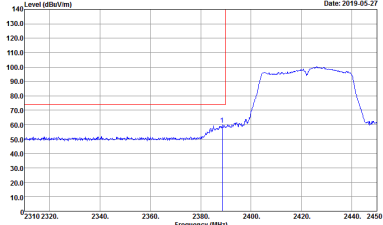
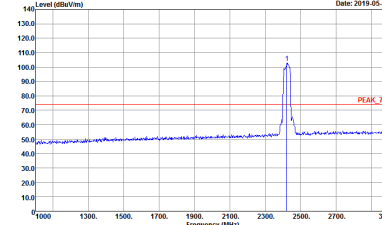
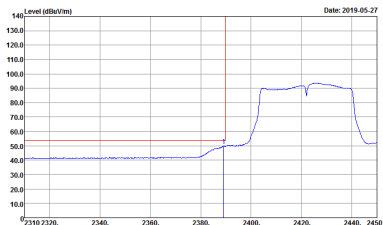
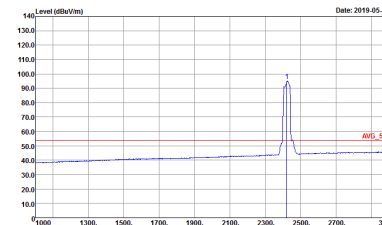
WIFI 802.11ac VHT40 (Band Edge @ 3m)

WIFI	2.4GHz 2400~2483.5MHz Band Edge @ 3m	
ANT	802.11ac VH40 CH03 2422MHz - L	
1	Horizontal	Fundamental
Peak	 <p>Site : 03CH13-HY Condition : PEAK_BE_74 3m HORN_91200_1241 HORIZONTAL Detector : Peak Project : 911633 Mode : 19 Power : 13.5</p>	 <p>Site : 03CH13-HY Condition : PEAK_74 3m HORN_91200_1241 HORIZONTAL Detector : Peak Project : 911633 Mode : 19 Power : 13.5</p>
	 <p>Site : 03CH13-HY Condition : AVG_BE_54 3m HORN_91200_1241 HORIZONTAL Detector : Peak Project : 911633 Mode : 19 Power : 13.5</p>	 <p>Site : 03CH13-HY Condition : AVG_54 3m HORN_91200_1241 HORIZONTAL Detector : Peak Project : 911633 Mode : 19 Power : 13.5</p>

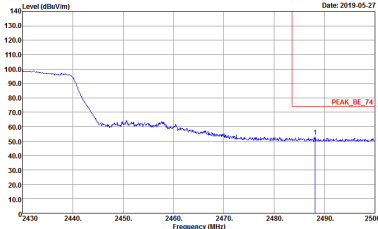
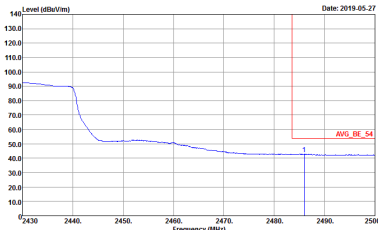


WIFI	2.4GHz 2400~2483.5MHz Band Edge @ 3m	
ANT	802.11ac VH40 CH03 2422MHz - R	
1	Horizontal	Fundamental
<p>Peak</p>	 <p>Site : 03CH13-HY Condition : PEAK_BE_74 3m HORN_9120D_1241 HORIZONTAL RBW:1000.000kHz VBW:3000.000kHz SWT:Auto Detector : Peak Project : 911633 Mode : 19 Power : 13.5</p>	<p>Left blank</p>
<p>Avg.</p>	 <p>Site : 03CH13-HY Condition : AVG_BE_54 3m HORN_9120D_1241 HORIZONTAL RBW:1000.000kHz VBW:1.000kHz SWT:Auto Detector : Peak Project : 911633 Mode : 19 Power : 13.5</p>	<p>Left blank</p>

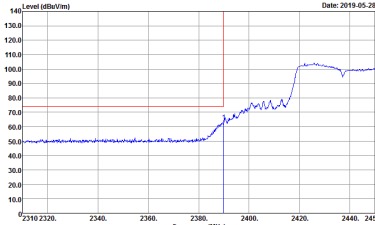
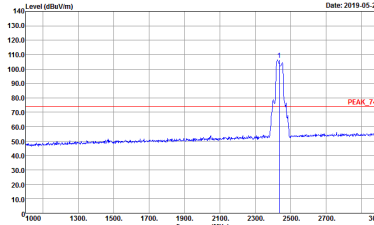
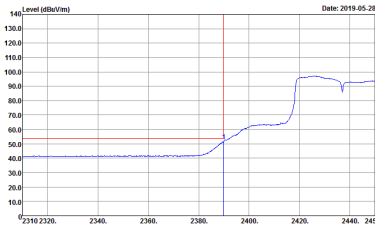
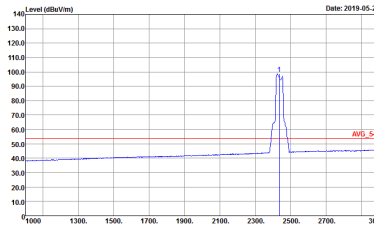


WIFI	2.4GHz 2400~2483.5MHz Band Edge @ 3m	
ANT	802.11ac VH40 CH03 2422MHz - L	
1	Vertical	Fundamental
Peak	 <p>Site : 03CH13-HY Condition : PEAK_BE_74 3m HORN_91200_1241 VERTICAL Detector : Peak Project : 911633 Mode : 19 Power : 13.5</p>	 <p>Site : 03CH13-HY Condition : PEAK_74 3m HORN_91200_1241 VERTICAL Detector : Peak Project : 911633 Mode : 19 Power : 13.5</p>
Avg.	 <p>Site : 03CH13-HY Condition : AVG_BE_54 3m HORN_91200_1241 VERTICAL Detector : Peak Project : 911633 Mode : 19 Power : 13.5</p>	 <p>Site : 03CH13-HY Condition : AVG_54 3m HORN_91200_1241 VERTICAL Detector : Peak Project : 911633 Mode : 19 Power : 13.5</p>

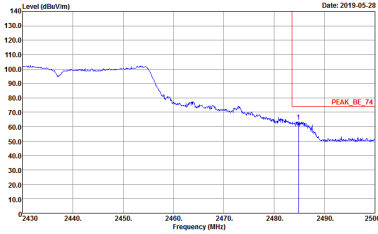
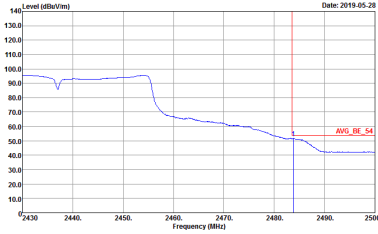


WIFI	2.4GHz 2400~2483.5MHz Band Edge @ 3m	
ANT	802.11ac VH40 CH03 2422MHz - R	
1	Vertical	Fundamental
<p>Peak</p>	 <p>Site : 03CH13-HY Condition : PEAK_BE_74 3m HORN_9120D_1241 VERTICAL RBW:1000.000kHz VBW:3000.000kHz SWF:Auto Detector : Peak Project : 911633 Mode : 19 Power : 13.5</p>	<p>Left blank</p>
<p>Avg.</p>	 <p>Site : 03CH13-HY Condition : AVG_BE_54 3m HORN_9120D_1241 VERTICAL RBW:1000.000kHz VBW:1.000kHz SWF:Auto Detector : Peak Project : 911633 Mode : 19 Power : 13.5</p>	<p>Left blank</p>

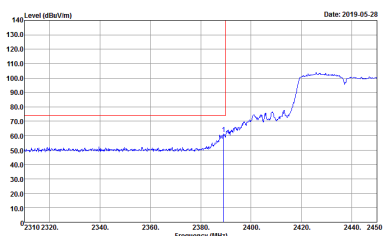
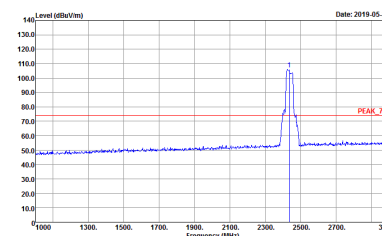
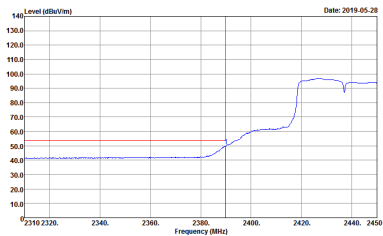
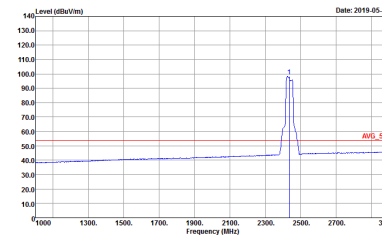


WIFI	2.4GHz 2400~2483.5MHz Band Edge @ 3m	
ANT	802.11ac VH40 CH06 2437MHz - L	
1	Horizontal	Fundamental
Peak	 <p>Site : 03CH13-HY Condition : PEAK_BE_74 3m HORN_91200_1241 HORIZONTAL Detector : Peak Project : 911633 Mode : 20 Power : 18</p>	 <p>Site : 03CH13-HY Condition : PEAK_74 3m HORN_91200_1241 HORIZONTAL Detector : Peak Project : 911633 Mode : 20 Power : 18</p>
Avg.	 <p>Site : 03CH13-HY Condition : AVG_BE_54 3m HORN_91200_1241 HORIZONTAL Detector : Peak Project : 911633 Mode : 20 Power : 18</p>	 <p>Site : 03CH13-HY Condition : AVG_54 3m HORN_91200_1241 HORIZONTAL Detector : Peak Project : 911633 Mode : 20 Power : 18</p>

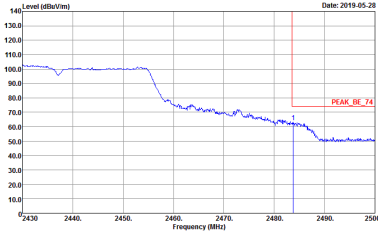
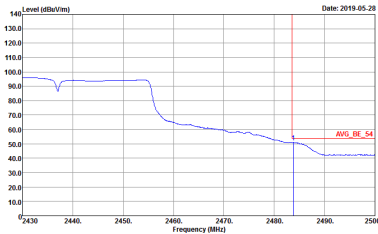


WIFI	2.4GHz 2400~2483.5MHz Band Edge @ 3m	
ANT	802.11ac VH40 CH06 2437MHz - R	
1	Horizontal	Fundamental
<p>Peak</p>	 <p>Site : 03CH13-HY Condition : PEAK_BE_74 3m HORN_9120D_1241 HORIZONTAL RBW:1000.000kHz VBW:3000.000kHz SWT:Auto Detector : Peak Project : 911633 Mode : 20 Power : 18</p>	<p>Left blank</p>
<p>Avg.</p>	 <p>Site : 03CH13-HY Condition : AVG_BE_54 3m HORN_9120D_1241 HORIZONTAL RBW:1000.000kHz VBW:1.000kHz SWT:Auto Detector : Peak Project : 911633 Mode : 20 Power : 18</p>	<p>Left blank</p>

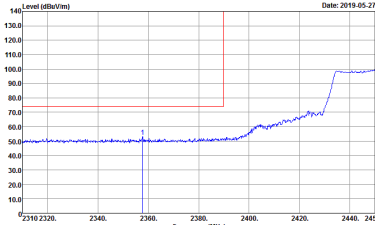
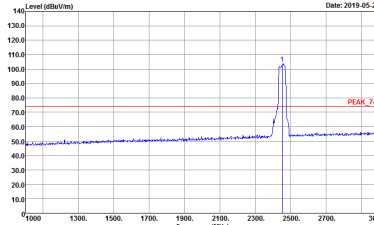
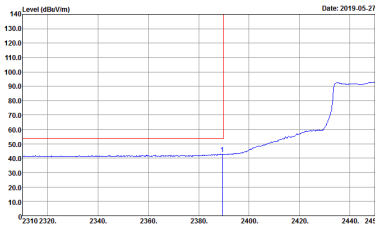
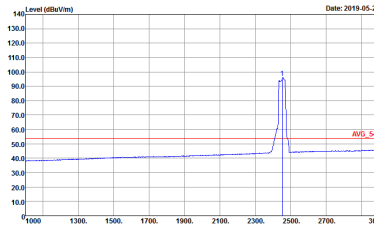


WIFI	2.4GHz 2400~2483.5MHz Band Edge @ 3m	
ANT	802.11ac VH40 CH06 2437MHz - L	
1	Vertical	Fundamental
Peak	 <p>Site : 03CH13-HY Condition : PEAK_BE_74 3m HORN_91200_1241 VERTICAL RBW:1000.000KHz VBW:3000.000KHz SWT:Auto Detector : Peak Project : 911633 Mode : 20 Power : 18</p>	 <p>Site : 03CH13-HY Condition : PEAK_74 3m HORN_91200_1241 VERTICAL RBW:1000.000KHz VBW:3000.000KHz SWT:Auto Detector : Peak Project : 911633 Mode : 20 Power : 18</p>
Avg.	 <p>Site : 03CH13-HY Condition : AVG_BE_54 3m HORN_91200_1241 VERTICAL RBW:1000.000KHz VBW:1000KHz SWT:Auto Detector : Peak Project : 911633 Mode : 20 Power : 18</p>	 <p>Site : 03CH13-HY Condition : AVG_54 3m HORN_91200_1241 VERTICAL RBW:1000.000KHz VBW:1000KHz SWT:Auto Detector : Peak Project : 911633 Mode : 20 Power : 18</p>

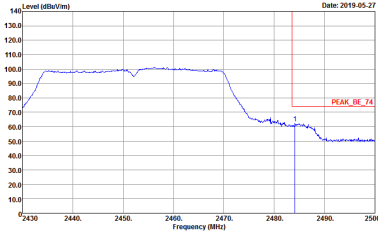
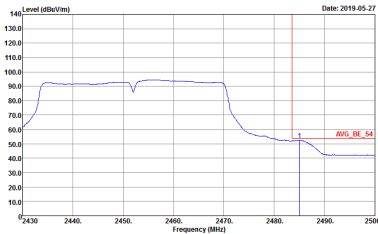


WIFI	2.4GHz 2400~2483.5MHz Band Edge @ 3m	
ANT	802.11ac VH40 CH06 2437MHz - R	
1	Vertical	Fundamental
<p>Peak</p>	 <p>Site : 03CH13-HY Condition : PEAK_BE_74 3m HORN_9120D_1241 VERTICAL RBW:1000.000KHz VBW:3000.000KHz SWF:Auto Detector : Peak Project : 911633 Mode : 20 Power : 18</p>	<p>Left blank</p>
<p>Avg.</p>	 <p>Site : 03CH13-HY Condition : AVG_BE_54 3m HORN_9120D_1241 VERTICAL RBW:1000.000KHz VBW:1.000KHz SWF:Auto Detector : Peak Project : 911633 Mode : 20 Power : 18</p>	<p>Left blank</p>



WIFI	2.4GHz 2400~2483.5MHz Band Edge @ 3m	
ANT	802.11ac VH40 CH09 2452MHz - L	
1	Horizontal	Fundamental
Peak	 <p>Site : 03CH13-HY Condition : PEAK_BE_74 3m HORN_91200_1241 HORIZONTAL Detector : Peak Project : 911633 Mode : Z1 Power : 14.5</p>	 <p>Site : 03CH13-HY Condition : PEAK_74 3m HORN_91200_1241 HORIZONTAL Detector : Peak Project : 911633 Mode : Z1 Power : 14.5</p>
Avg.	 <p>Site : 03CH13-HY Condition : AVG_BE_54 3m HORN_91200_1241 HORIZONTAL Detector : Peak Project : 911633 Mode : Z1 Power : 14.5</p>	 <p>Site : 03CH13-HY Condition : AVG_54 3m HORN_91200_1241 HORIZONTAL Detector : Peak Project : 911633 Mode : Z1 Power : 14.5</p>

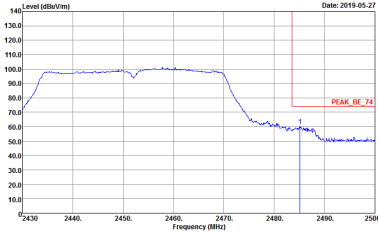
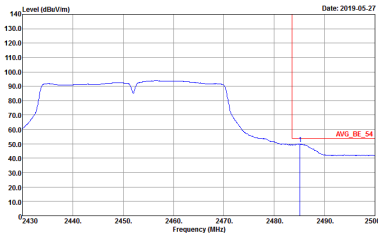


WIFI	2.4GHz 2400~2483.5MHz Band Edge @ 3m	
ANT	802.11ac VH40 CH09 2452MHz - R	
1	Horizontal	Fundamental
<p>Peak</p>	 <p>Site : 03CH13-HY Condition : PEAK_BE_74 3m HORN_9120D_1241 HORIZONTAL RBW:1000.000KHz VBW:3000.000KHz SWT:Auto Detector : Peak Project : 911633 Mode : Z1 Power : 14.5</p>	<p>Left blank</p>
<p>Avg.</p>	 <p>Site : 03CH13-HY Condition : AVG_BE_54 3m HORN_9120D_1241 HORIZONTAL RBW:1000.000KHz VBW:1.000KHz SWT:Auto Detector : Peak Project : 911633 Mode : Z1 Power : 14.5</p>	<p>Left blank</p>



WIFI	2.4GHz 2400~2483.5MHz Band Edge @ 3m	
ANT	802.11ac VH40 CH09 2452MHz - L	
1	Vertical	Fundamental
Peak	<p>Site : 03CH13-HY Condition : PEAK_BE_74 3m HORN_91200_1241 VERTICAL RBW:1000.000KHz VBW:3000.000KHz SWT:Auto Detector : Peak Project : 911633 Mode : Z1 Power : 14.5</p>	<p>Site : 03CH13-HY Condition : PEAK_74 3m HORN_91200_1241 VERTICAL RBW:1000.000KHz VBW:3000.000KHz SWT:Auto Detector : Peak Project : 911633 Mode : Z1 Power : 14.5</p>
Avg.	<p>Site : 03CH13-HY Condition : AVG_BE_54 3m HORN_91200_1241 VERTICAL RBW:1000.000KHz VBW:1000KHz SWT:Auto Detector : Peak Project : 911633 Mode : Z1 Power : 14.5</p>	<p>Site : 03CH13-HY Condition : AVG_54 3m HORN_91200_1241 VERTICAL RBW:1000.000KHz VBW:1000KHz SWT:Auto Detector : Peak Project : 911633 Mode : Z1 Power : 14.5</p>



WIFI	2.4GHz 2400~2483.5MHz Band Edge @ 3m	
ANT	802.11ac VH40 CH09 2452MHz - R	
1	Vertical	Fundamental
<p>Peak</p>	 <p>Date: 2019-05-27</p> <p>Site : 03CH13-HY Condition : PEAK_BE_74 3m HORN_9120D_1241 VERTICAL RBW:1000.000kHz VBW:3000.000kHz SWF:Auto Detector : Peak Project : 911633 Mode : Z1 Power : 14.5</p>	<p>Left blank</p>
<p>Avg.</p>	 <p>Date: 2019-05-27</p> <p>Site : 03CH13-HY Condition : AVG_BE_54 3m HORN_9120D_1241 VERTICAL RBW:1000.000kHz VBW:1.000kHz SWF:Auto Detector : Peak Project : 911633 Mode : Z1 Power : 14.5</p>	<p>Left blank</p>



2.4GHz 2400~2483.5MHz

WIFI 802.11b (Harmonic @ 3m)

WIFI	2.4GHz 2400~2483.5MHz Harmonic @ 3m	
ANT	802.11b CH01 2412MHz	
1	Horizontal	Vertical
Peak Avg.	<p>Site : 03CH13-1FY Condition : PEAK_74 3m HORN_9120D_1241 HORIZONTAL Detector : Peak Project : 911633 Mode : 10 Power : 20</p>	<p>Site : 03CH13-1FY Condition : PEAK_74 3m HORN_9120D_1241 VERTICAL Detector : Peak Project : 911633 Mode : 10 Power : 20</p>



WIFI	2.4GHz 2400~2483.5MHz Harmonic @ 3m	
ANT	802.11b CH06 2437MHz	
1	Horizontal	Vertical
Peak Avg.	<p>Site : 03CH13-HY Condition : PEAK_74 3m HORN_9120D_1241 HORIZONTAL Detector : Peak Project : 911633 Mode : 11 Power : 20</p>	<p>Site : 03CH13-HY Condition : PEAK_74 3m HORN_9120D_1241 VERTICAL Detector : Peak Project : 911633 Mode : 11 Power : 20</p>



WIFI	2.4GHz 2400~2483.5MHz Harmonic @ 3m	
ANT	802.11b CH11 2462MHz	
1	Horizontal	Vertical
Peak Avg.	<p>Site : 03CH12-HY Condition : PEAK_74 3m HORN_9120D_1241 HORIZONTAL Detector : Peak Project : 911633 Mode : 12 Power : 20</p>	<p>Site : 03CH12-HY Condition : PEAK_74 3m HORN_9120D_1241 VERTICAL Detector : Peak Project : 911633 Mode : 12 Power : 20</p>



2.4GHz 2400~2483.5MHz

WIFI 802.11g (Harmonic @ 3m)

WIFI	2.4GHz 2400~2483.5MHz Harmonic @ 3m	
ANT	802.11g CH01 2412MHz	
1	Horizontal	Vertical
Peak Avg.	<p>Site : 03CH13-1F Condition : PEAK_74 3m HORN_9120D_1241 HORIZONTAL Detector : Peak Project : 911633 Mode : 15 Power : 15</p>	<p>Site : 03CH13-1F Condition : PEAK_74 3m HORN_9120D_1241 VERTICAL Detector : Peak Project : 911633 Mode : 15 Power : 15</p>



WIFI	2.4GHz 2400~2483.5MHz Harmonic @ 3m	
ANT	802.11g CH06 2437MHz	
1	Horizontal	Vertical
Peak Avg.	<p>Site : 03CH13-HY Condition : PEAK_74 3m HORN_9120D_1241 HORIZONTAL Detector : Peak Project : 911633 Mode : 14 Power : 20</p>	<p>Site : 03CH13-HY Condition : PEAK_74 3m HORN_9120D_1241 VERTICAL Detector : Peak Project : 911633 Mode : 14 Power : 20</p>



WIFI	2.4GHz 2400~2483.5MHz Harmonic @ 3m	
ANT	802.11g CH11 2462MHz	
1	Horizontal	Vertical
Peak Avg.	<p>Site : 03CH13-HY Condition : PEAK_74 3m HORN_9120D_1241 HORIZONTAL Detector : Peak Project : 911633 Mode : 15 Power : 15.5</p>	<p>Site : 03CH13-HY Condition : PEAK_74 3m HORN_9120D_1241 VERTICAL Detector : Peak Project : 911633 Mode : 15 Power : 15.5</p>



2.4GHz 2400~2483.5MHz

WIFI 802.11ac VHT20 (Harmonic @ 3m)

WIFI	2.4GHz 2400~2483.5MHz Harmonic @ 3m	
ANT	802.11ac VHT20 CH01 2412MHz	
1	Horizontal	Vertical
Peak Avg.	<p>Site : 03CH13-1FY Condition : PEAK_74 3m HORN_9120D_1241 HORIZONTAL Detector : Peak Project : 911633 Mode : 16 Power : 13.5</p>	<p>Site : 03CH13-1FY Condition : PEAK_74 3m HORN_9120D_1241 VERTICAL Detector : Peak Project : 911633 Mode : 16 Power : 13.5</p>



WIFI	2.4GHz 2400~2483.5MHz Harmonic @ 3m	
ANT	802.11ac VHT20 CH06 2437MHz	
1	Horizontal	Vertical
Peak Avg.	<p>Site : 03CH13-HY Condition : PEAK_74 3m HORN_9120D_1241 HORIZONTAL Detector : Peak Project : 911633 Mode : 17 Power : 20</p>	<p>Site : 03CH13-HY Condition : PEAK_74 3m HORN_9120D_1241 VERTICAL Detector : Peak Project : 911633 Mode : 17 Power : 20</p>



WIFI	2.4GHz 2400~2483.5MHz Harmonic @ 3m	
ANT	802.11ac VHT20 CH11 2462MHz	
1	Horizontal	Vertical
Peak Avg.	<p>Site : 03CH13-HY Condition : PEAK_74 3m HORN_9120D_1241 HORIZONTAL Detector : Peak Project : 911633 Mode : 18 Power : 16.5</p>	<p>Site : 03CH13-HY Condition : PEAK_74 3m HORN_9120D_1241 VERTICAL Detector : Peak Project : 911633 Mode : 18 Power : 16.5</p>



2.4GHz 2400~2483.5MHz

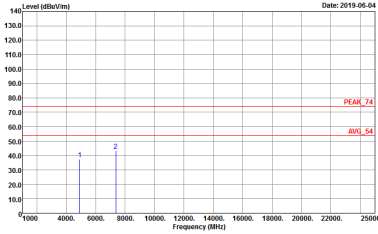
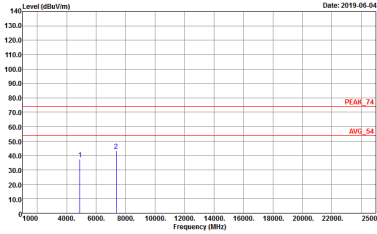
WIFI 802.11ac VHT40 (Harmonic @ 3m)

WIFI	2.4GHz 2400~2483.5MHz Harmonic @ 3m	
ANT	802.11ac VHT40 CH03 2422MHz	
1	Horizontal	Vertical
Peak Avg.	<p>Site : 03CH13-1FY Condition : PEAK_74 3m HORN_9120D_1241 HORIZONTAL Detector : Peak Project : 911633 Mode : 19 Power : 13.5</p>	<p>Site : 03CH13-1FY Condition : PEAK_74 3m HORN_9120D_1241 VERTICAL Detector : Peak Project : 911633 Mode : 19 Power : 13.5</p>



WIFI	2.4GHz 2400~2483.5MHz Harmonic @ 3m	
ANT	802.11ac VHT40 CH06 2437MHz	
1	Horizontal	Vertical
Peak Avg.	<p>Site : 03CH13-HY Condition : PEAK_74 3m HORN_9120D_1241 HORIZONTAL Detector : Peak Project : 911633 Mode : 20 Power : 18</p>	<p>Site : 03CH13-HY Condition : PEAK_74 3m HORN_9120D_1241 VERTICAL Detector : Peak Project : 911633 Mode : 20 Power : 18</p>



WIFI	2.4GHz 2400~2483.5MHz Harmonic @ 3m	
ANT	802.11ac VHT40 CH09 2452MHz	
1	Horizontal	Vertical
<p>Peak</p> <p>Avg.</p>	 <p>Site : 03CH13-HY Condition : PEAK_74 3m HORN_9120D_1241 HORIZONTAL Detector : Peak Project : 911633 Mode : 21 Power : 14.5</p>	 <p>Site : 03CH13-HY Condition : PEAK_74 3m HORN_9120D_1241 VERTICAL Detector : Peak Project : 911633 Mode : 21 Power : 14.5</p>

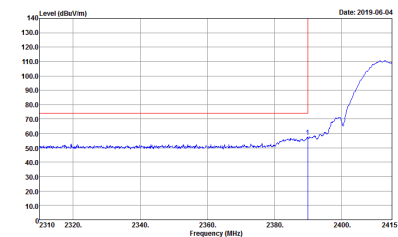
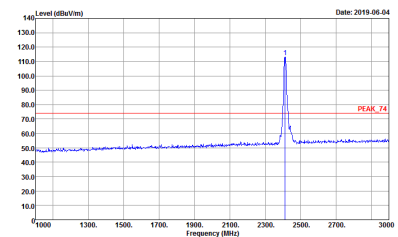
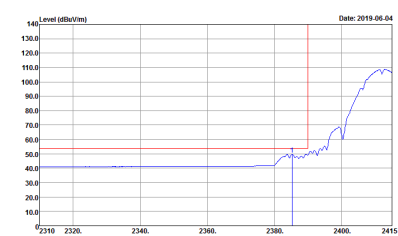
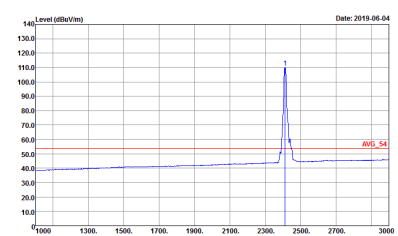


Emission below 1GHz
2.4GHz WIFI 802.11g (LF)

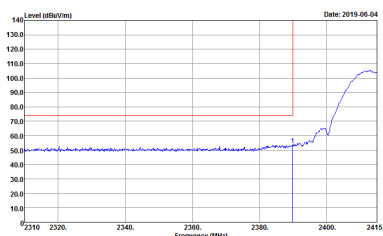
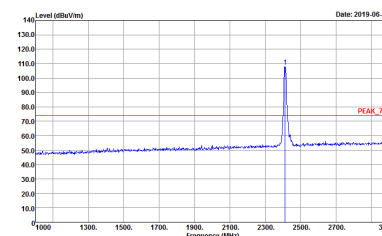
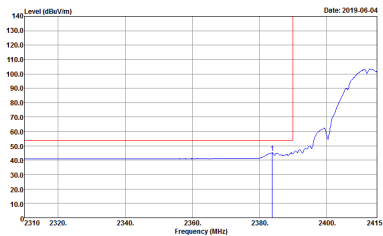
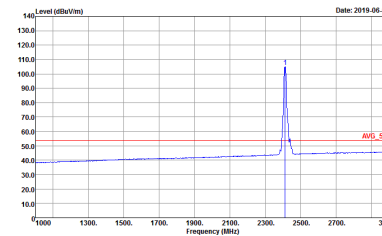
WIFI	2.4GHz 2400~2483.5MHz	
ANT	802.11g LF	
1	Horizontal	Vertical
QP / Peak	<p>Site : 03CH13-HY Condition : QP 3m B1LOG_40103 HORIZONTAL Detector : Peak Project : 911633 Mode : S3</p>	<p>Site : 03CH13-HY Condition : QP 3m B1LOG_40103 VERTICAL Detector : Peak Project : 911633 Mode : S3</p>



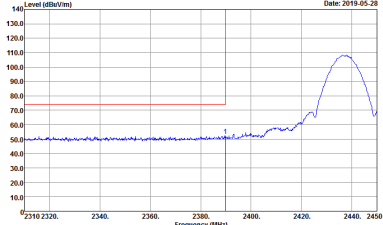
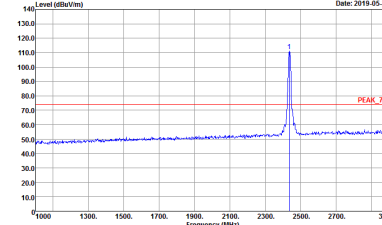

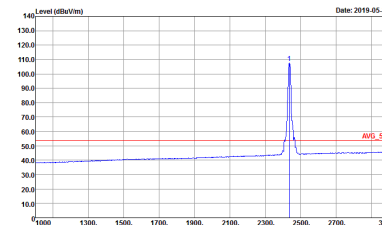
2.4GHz 2400~2483.5MHz
WIFI 802.11b (Band Edge @ 3m)

WIFI	2.4GHz 2400~2483.5MHz Band Edge @ 3m	
ANT	802.11b CH01 2412MHz	
2	Horizontal	Fundamental
Peak	 <p>Site : 03CH13-HY Condition : PEAK_BE_74 3m HORN_9120D_1241 HORIZONTAL Detector : Peak Project : 911633 Mode : ZZ Power : Z0</p>	 <p>Site : 03CH13-HY Condition : PEAK_74 3m HORN_9120D_1241 HORIZONTAL Detector : Peak Project : 911633 Mode : ZZ Power : Z0</p>
Avg.	 <p>Site : 03CH13-HY Condition : AVG_BE_54 3m HORN_9120D_1241 HORIZONTAL Detector : Peak Project : 911633 Mode : ZZ Power : Z0</p>	 <p>Site : 03CH13-HY Condition : AVG_54 3m HORN_9120D_1241 HORIZONTAL Detector : Peak Project : 911633 Mode : ZZ Power : Z0</p>

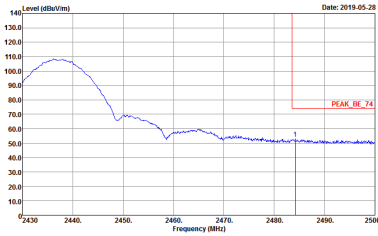
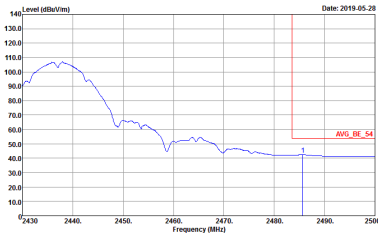


WIFI	2.4GHz 2400~2483.5MHz Band Edge @ 3m	
ANT	802.11b CH01 2412MHz	
2	Vertical	Fundamental
Peak	 <p>Site : 03CH13-HY Condition : PEAK_BE_74 3m HORN_91200_1241 VERTICAL RBW:1000.000KHz VBW:3000.000KHz SWT:Auto Detector : Peak Project : 911633 Mode : Z2 Power : Z0</p>	 <p>Site : 03CH13-HY Condition : PEAK_74 3m HORN_91200_1241 VERTICAL RBW:1000.000KHz VBW:3000.000KHz SWT:Auto Detector : Peak Project : 911633 Mode : Z2 Power : Z0</p>
Avg.	 <p>Site : 03CH13-HY Condition : AVG_BE_54 3m HORN_91200_1241 VERTICAL RBW:1000.000KHz VBW:0.010KHz SWT:Auto Detector : Peak Project : 911633 Mode : Z2 Power : Z0</p>	 <p>Site : 03CH13-HY Condition : AVG_54 3m HORN_91200_1241 VERTICAL RBW:1000.000KHz VBW:0.010KHz SWT:Auto Detector : Peak Project : 911633 Mode : Z2 Power : Z0</p>



WIFI	2.4GHz 2400~2483.5MHz Band Edge @ 3m	
ANT	802.11b CH06 2437MHz - L	
2	Horizontal	Fundamental
Peak	 <p>Site : 03CH13-HY Condition : PEAK_BE_74 3m HORN_91200_1241 HORIZONTAL RBW:1000.000KHz VBW:3000.000KHz SWT:Auto Detector : Peak Project : 911633 Mode : 23 Power : 20</p>	 <p>Site : 03CH13-HY Condition : PEAK_74 3m HORN_91200_1241 HORIZONTAL RBW:1000.000KHz VBW:3000.000KHz SWT:Auto Detector : Peak Project : 911633 Mode : 23 Power : 20</p>
Avg.	 <p>Site : 03CH13-HY Condition : AVG_BE_54 3m HORN_91200_1241 HORIZONTAL RBW:1000.000KHz VBW:0.010KHz SWT:Auto Detector : Peak Project : 911633 Mode : 23 Power : 20</p>	 <p>Site : 03CH13-HY Condition : AVG_54 3m HORN_91200_1241 HORIZONTAL RBW:1000.000KHz VBW:0.010KHz SWT:Auto Detector : Peak Project : 911633 Mode : 23 Power : 20</p>

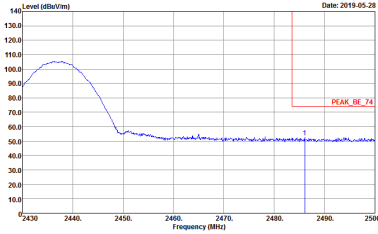
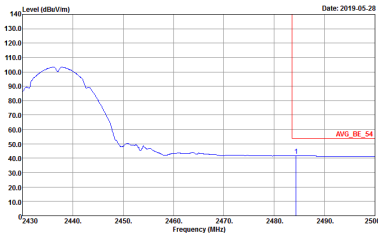


WIFI	2.4GHz 2400~2483.5MHz Band Edge @ 3m	
ANT	802.11b CH06 2437MHz - R	
2	Horizontal	Fundamental
<p>Peak</p>	 <p>Site : 03CH13-HY Condition : PEAK_BE_74 3m HORN_9120D_1241 HORIZONTAL RBW:1000.000kHz VBW:3000.000kHz SWT:Auto Detector : Peak Project : 911633 Mode : 23 Power : 20</p>	<p>Left blank</p>
<p>Avg.</p>	 <p>Site : 03CH13-HY Condition : AVG_BE_54 3m HORN_9120D_1241 HORIZONTAL RBW:1000.000kHz VBW:3000.000kHz SWT:Auto Detector : Peak Project : 911633 Mode : 23 Power : 20</p>	<p>Left blank</p>

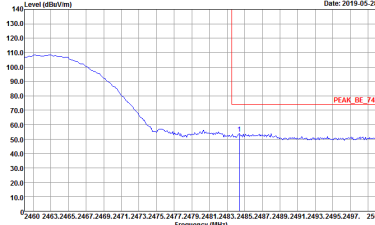
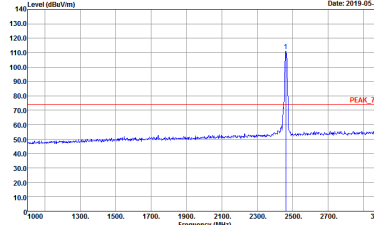
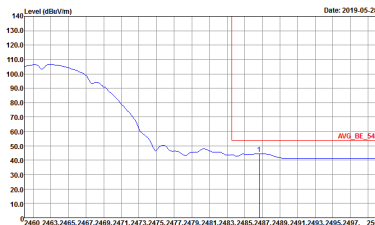
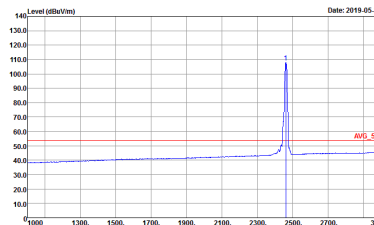


WIFI	2.4GHz 2400~2483.5MHz Band Edge @ 3m	
ANT	802.11b CH06 2437MHz - L	
2	Vertical	Fundamental
Peak	<p>Site : 03CH13-HY Condition : PEAK_BE_74 3m HORN_91200_1241 VERTICAL RBW:1000.000KHz VBW:3000.000KHz SWT:Auto Detector : Peak Project : 911633 Mode : 23 Power : 20</p>	<p>Site : 03CH13-HY Condition : PEAK_74 3m HORN_91200_1241 VERTICAL RBW:1000.000KHz VBW:3000.000KHz SWT:Auto Detector : Peak Project : 911633 Mode : 23 Power : 20</p>
Avg.	<p>Site : 03CH13-HY Condition : AVG_BE_54 3m HORN_91200_1241 VERTICAL RBW:1000.000KHz VBW:0.010KHz SWT:Auto Detector : Peak Project : 911633 Mode : 23 Power : 20</p>	<p>Site : 03CH13-HY Condition : AVG_54 3m HORN_91200_1241 VERTICAL RBW:1000.000KHz VBW:0.010KHz SWT:Auto Detector : Peak Project : 911633 Mode : 23 Power : 20</p>

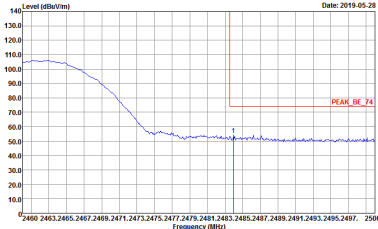
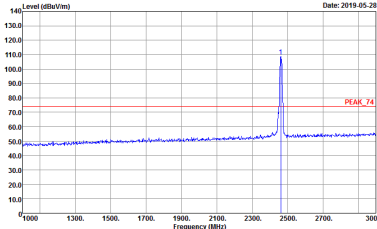
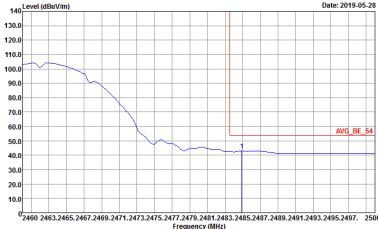
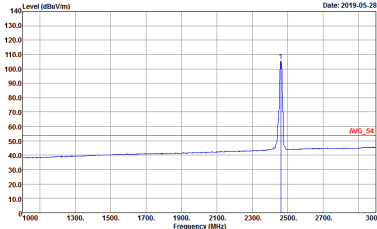


WIFI	2.4GHz 2400~2483.5MHz Band Edge @ 3m	
ANT	802.11b CH06 2437MHz - R	
2	Vertical	Fundamental
Peak	 <p> Site : 03CH13-HY Condition : PEAK_BE_74 3m HORN_9120D_1241 VERTICAL RBW:1000.000kHz VBW:3000.000kHz SWF:Auto Detector : Peak Project : 911633 Mode : 23 Power : 20 </p>	Left blank
Avg.	 <p> Site : 03CH13-HY Condition : AVG_BE_54 3m HORN_9120D_1241 VERTICAL RBW:1000.000kHz VBW:0.0100kHz SWF:Auto Detector : Peak Project : 911633 Mode : 23 Power : 20 </p>	Left blank



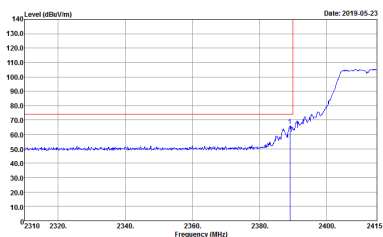
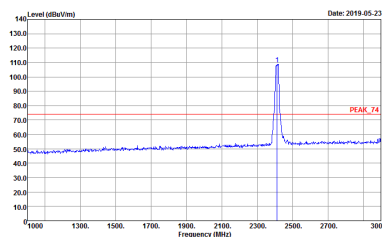
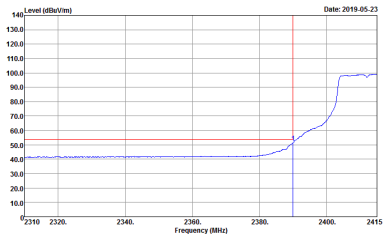
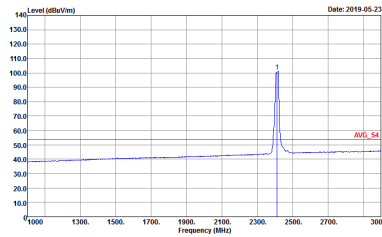
WIFI	2.4GHz 2400~2483.5MHz Band Edge @ 3m	
ANT	802.11b CH11 2462MHz	
2	Horizontal	Fundamental
Peak	 <p>Site : 03CH13-HY Condition : PEAK_BE_74 3m HORN_91200_1241 HORIZONTAL RBW:1000.000KHz VBW:3000.000KHz SWT:Auto Detector : Peak Project : 911633 Mode : 24 Power : 20</p>	 <p>Site : 03CH13-HY Condition : PEAK_74 3m HORN_91200_1241 HORIZONTAL RBW:1000.000KHz VBW:3000.000KHz SWT:Auto Detector : Peak Project : 911633 Mode : 24 Power : 20</p>
Avg.	 <p>Site : 03CH13-HY Condition : AVG_BE_54 3m HORN_91200_1241 HORIZONTAL RBW:1000.000KHz VBW:0.010KHz SWT:Auto Detector : Peak Project : 911633 Mode : 24 Power : 20</p>	 <p>Site : 03CH13-HY Condition : AVG_54 3m HORN_91200_1241 HORIZONTAL RBW:1000.000KHz VBW:0.010KHz SWT:Auto Detector : Peak Project : 911633 Mode : 24 Power : 20</p>



WIFI	2.4GHz 2400~2483.5MHz Band Edge @ 3m	
ANT	802.11b CH11 2462MHz	
2	Vertical	Fundamental
Peak	 <p>Site : 03CH13-HY Condition : PEAK_BE_74 3m HORN_91200_1241 VERTICAL RBW:1000.000KHz VBW:3000.000KHz SWT:Auto Detector : Peak Project : 911633 Mode : 24 Power : 20</p>	 <p>Site : 03CH13-HY Condition : PEAK_74 3m HORN_91200_1241 VERTICAL RBW:1000.000KHz VBW:3000.000KHz SWT:Auto Detector : Peak Project : 911633 Mode : 24 Power : 20</p>
Avg.	 <p>Site : 03CH13-HY Condition : AVG_BE_54 3m HORN_91200_1241 VERTICAL RBW:1000.000KHz VBW:0.010KHz SWT:Auto Detector : Peak Project : 911633 Mode : 24 Power : 20</p>	 <p>Site : 03CH13-HY Condition : AVG_54 3m HORN_91200_1241 VERTICAL RBW:1000.000KHz VBW:0.010KHz SWT:Auto Detector : Peak Project : 911633 Mode : 24 Power : 20</p>



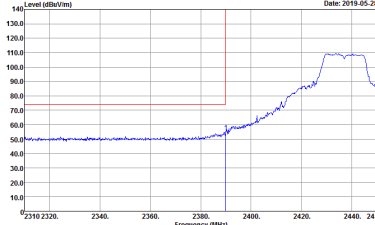
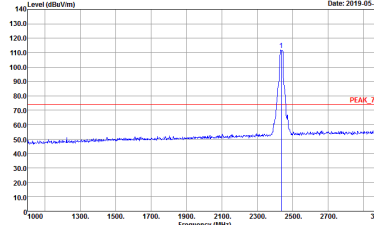
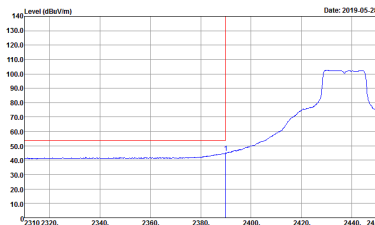
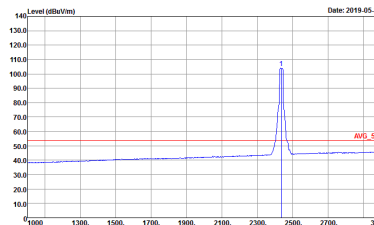
2.4GHz 2400~2483.5MHz
WIFI 802.11g (Band Edge @ 3m)

WIFI	2.4GHz 2400~2483.5MHz Band Edge @ 3m	
ANT	802.11g CH01 2412MHz	
2	Horizontal	Fundamental
Peak	 <p>Site : 03CH13-HY Condition : PEAK_BE_74 3m HORN_91200_1241 HORIZONTAL Detector : Peak Project : 911633 Mode : 25 Power : 14</p>	 <p>Site : 03CH13-HY Condition : PEAK_74 3m HORN_91200_1241 HORIZONTAL Detector : Peak Project : 911633 Mode : 25 Power : 14</p>
Avg.	 <p>Site : 03CH13-HY Condition : AVG_BE_54 3m HORN_91200_1241 HORIZONTAL Detector : Peak Project : 911633 Mode : 25 Power : 14</p>	 <p>Site : 03CH13-HY Condition : AVG_54 3m HORN_91200_1241 HORIZONTAL Detector : Peak Project : 911633 Mode : 25 Power : 14</p>

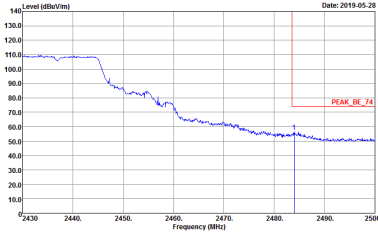
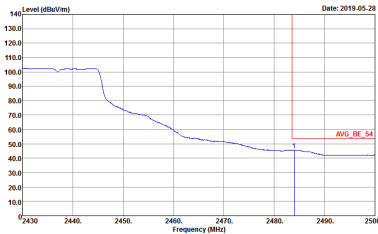


WIFI	2.4GHz 2400~2483.5MHz Band Edge @ 3m	
ANT	802.11g CH01 2412MHz	
2	Vertical	Fundamental
Peak	<p>Site : 03CH13-HY Condition : PEAK_BE_74 3m HORN_91200_1241 VERTICAL RBW:1000.000KHz VBW:3000.000KHz SWT:Auto Detector : Peak Project : 911633 Mode : 25 Power : 14</p>	<p>Site : 03CH13-HY Condition : PEAK_74 3m HORN_91200_1241 VERTICAL RBW:1000.000KHz VBW:3000.000KHz SWT:Auto Detector : Peak Project : 911633 Mode : 25 Power : 14</p>
Avg.	<p>Site : 03CH13-HY Condition : AVG_BE_54 3m HORN_91200_1241 VERTICAL RBW:1000.000KHz VBW:1000KHz SWT:Auto Detector : Peak Project : 911633 Mode : 25 Power : 14</p>	<p>Site : 03CH13-HY Condition : AVG_54 3m HORN_91200_1241 VERTICAL RBW:1000.000KHz VBW:1000KHz SWT:Auto Detector : Peak Project : 911633 Mode : 25 Power : 14</p>



WIFI	2.4GHz 2400~2483.5MHz Band Edge @ 3m	
ANT	802.11g CH06 2437MHz - L	
2	Horizontal	Fundamental
Peak	 <p>Site : 03CH13-HY Condition : PEAK_BE_74 3m HORN_91200_1241 HORIZONTAL Detector : Peak Project : 911633 Mode : 26 Power : 20</p>	 <p>Site : 03CH13-HY Condition : PEAK_74 3m HORN_91200_1241 HORIZONTAL Detector : Peak Project : 911633 Mode : 26 Power : 20</p>
Avg.	 <p>Site : 03CH13-HY Condition : AVG_BE_54 3m HORN_91200_1241 HORIZONTAL Detector : Peak Project : 911633 Mode : 26 Power : 20</p>	 <p>Site : 03CH13-HY Condition : AVG_54 3m HORN_91200_1241 HORIZONTAL Detector : Peak Project : 911633 Mode : 26 Power : 20</p>

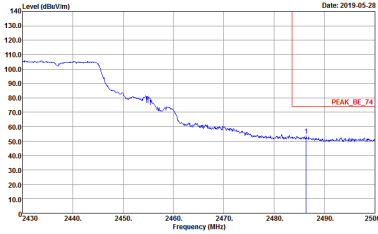
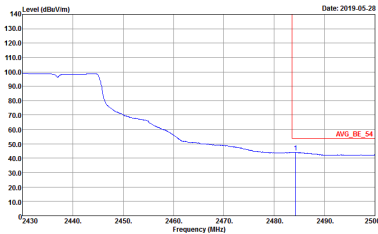


WIFI	2.4GHz 2400~2483.5MHz Band Edge @ 3m	
ANT	802.11g CH06 2437MHz - R	
2	Horizontal	Fundamental
<p>Peak</p>	 <p>Site : 03CH13-HY Condition : PEAK_BE_74 3m HORN_9120D_1241 HORIZONTAL RBW:1000.000kHz VBW:3000.000kHz SWT:Auto Detector : Peak Project : 911633 Mode : 26 Power : 20</p>	<p>Left blank</p>
<p>Avg.</p>	 <p>Site : 03CH13-HY Condition : AVG_BE_54 3m HORN_9120D_1241 HORIZONTAL RBW:1000.000kHz VBW:1.000kHz SWT:Auto Detector : Peak Project : 911633 Mode : 26 Power : 20</p>	<p>Left blank</p>

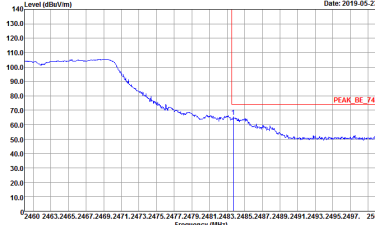
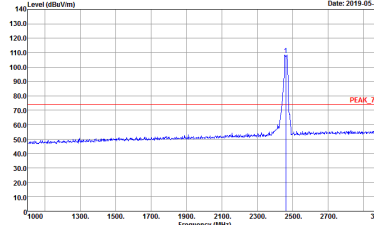
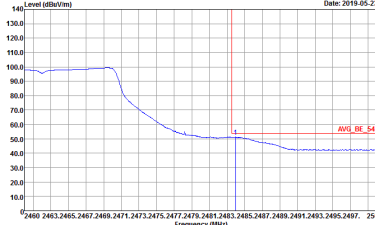
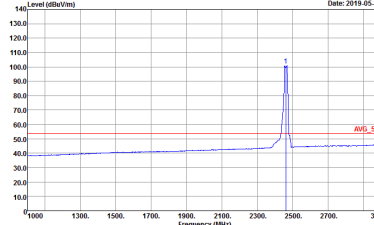


WIFI	2.4GHz 2400~2483.5MHz Band Edge @ 3m	
ANT	802.11g CH06 2437MHz - L	
2	Vertical	Fundamental
Peak	<p>Site : 03CH13-HY Condition : PEAK_BE_74 3m HORN_91200_1241 VERTICAL RBW:1000.000KHz VBW:3000.000KHz SWT:Auto Detector : Peak Project : 911633 Mode : 26 Power : 20</p>	<p>Site : 03CH13-HY Condition : PEAK_74 3m HORN_91200_1241 VERTICAL RBW:1000.000KHz VBW:3000.000KHz SWT:Auto Detector : Peak Project : 911633 Mode : 26 Power : 20</p>
Avg.	<p>Site : 03CH13-HY Condition : AVG_BE_54 3m HORN_91200_1241 VERTICAL RBW:1000.000KHz VBW:1000KHz SWT:Auto Detector : Peak Project : 911633 Mode : 26 Power : 20</p>	<p>Site : 03CH13-HY Condition : AVG_54 3m HORN_91200_1241 VERTICAL RBW:1000.000KHz VBW:1000KHz SWT:Auto Detector : Peak Project : 911633 Mode : 26 Power : 20</p>

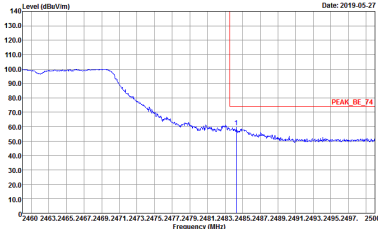
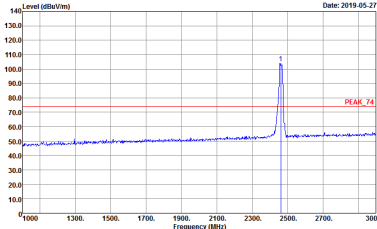
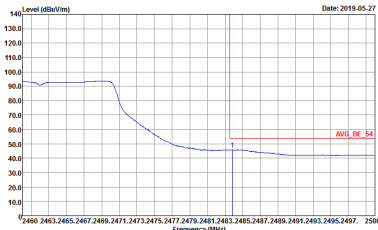
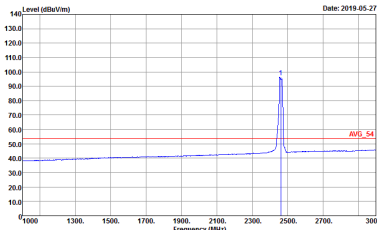


WIFI	2.4GHz 2400~2483.5MHz Band Edge @ 3m	
ANT	802.11g CH06 2437MHz - R	
2	Vertical	Fundamental
<p>Peak</p>	 <p>Site : 03CH13-HY Condition : PEAK_BE_74 3m HORN_9120D_1241 VERTICAL RBW:1000.000kHz VBW:3000.000kHz SWF:Auto Detector : Peak Project : 911633 Mode : 26 Power : 20</p>	<p>Left Blank</p>
<p>Avg.</p>	 <p>Site : 03CH13-HY Condition : AVG_BE_54 3m HORN_9120D_1241 VERTICAL RBW:1000.000kHz VBW:1.000kHz SWF:Auto Detector : Peak Project : 911633 Mode : 26 Power : 20</p>	<p>Left Blank</p>



WIFI	2.4GHz 2400~2483.5MHz Band Edge @ 3m	
ANT	802.11g CH11 2462MHz	
2	Horizontal	Fundamental
Peak	 <p>Site : 03CH13-HY Condition : PEAK_BE_74 3m HORN_91200_1241 HORIZONTAL RBW:1000.000KHz VBW:3000.000KHz SWT:Auto Detector : Peak Project : 911633 Mode : 27 Power : 15</p>	 <p>Site : 03CH13-HY Condition : PEAK_74 3m HORN_91200_1241 HORIZONTAL RBW:1000.000KHz VBW:3000.000KHz SWT:Auto Detector : Peak Project : 911633 Mode : 27 Power : 15</p>
Avg.	 <p>Site : 03CH13-HY Condition : AVG_BE_54 3m HORN_91200_1241 HORIZONTAL RBW:1000.000KHz VBW:1000KHz SWT:Auto Detector : Peak Project : 911633 Mode : 27 Power : 15</p>	 <p>Site : 03CH13-HY Condition : AVG_54 3m HORN_91200_1241 HORIZONTAL RBW:1000.000KHz VBW:1000KHz SWT:Auto Detector : Peak Project : 911633 Mode : 27 Power : 15</p>

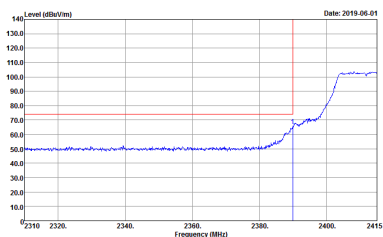
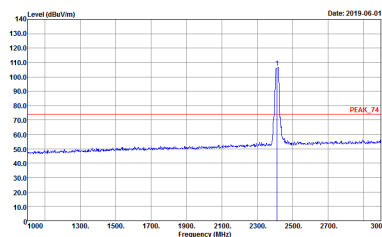
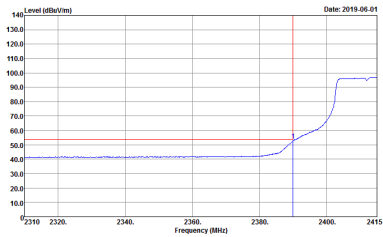
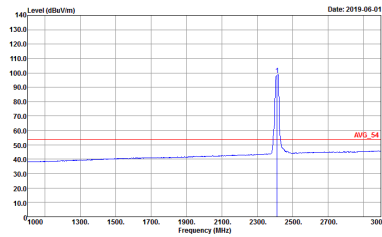


WIFI	2.4GHz 2400~2483.5MHz Band Edge @ 3m	
ANT	802.11g CH11 2462MHz	
2	Vertical	Fundamental
Peak	 <p>Site : 03CH13-HY Condition : PEAK_BE_74 3m HORN_91200_1241 VERTICAL RBW:1000.000KHz VBW:3000.000KHz SWT:Auto Detector : Peak Project : 911633 Mode : 27 Power : 15</p>	 <p>Site : 03CH13-HY Condition : PEAK_74 3m HORN_91200_1241 VERTICAL RBW:1000.000KHz VBW:3000.000KHz SWT:Auto Detector : Peak Project : 911633 Mode : 27 Power : 15</p>
Avg.	 <p>Site : 03CH13-HY Condition : AVG_BE_54 3m HORN_91200_1241 VERTICAL RBW:1000.000KHz VBW:1000KHz SWT:Auto Detector : Peak Project : 911633 Mode : 27 Power : 15</p>	 <p>Site : 03CH13-HY Condition : AVG_54 3m HORN_91200_1241 VERTICAL RBW:1000.000KHz VBW:1000KHz SWT:Auto Detector : Peak Project : 911633 Mode : 27 Power : 15</p>

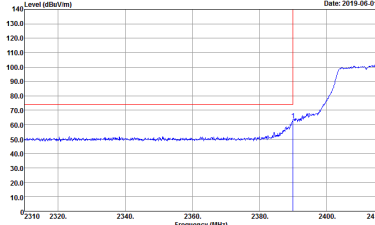
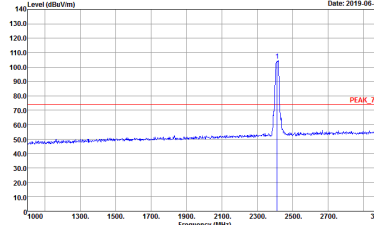
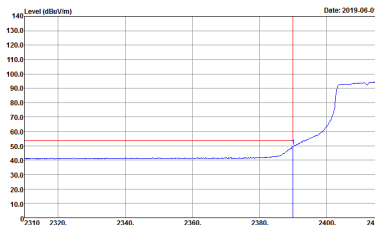
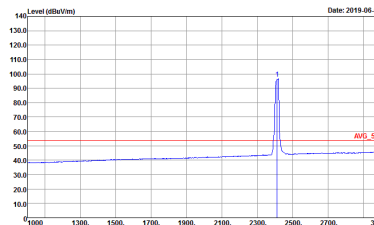


2.4GHz 2400~2483.5MHz

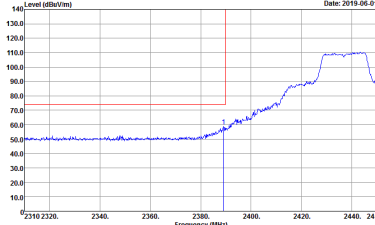
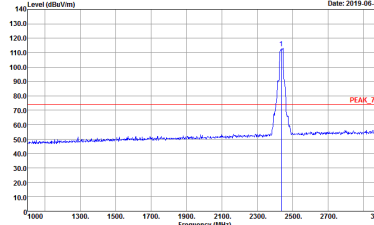
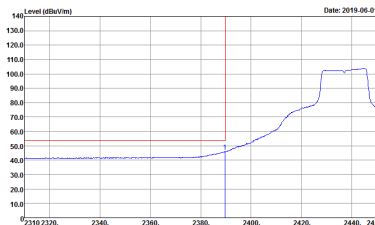
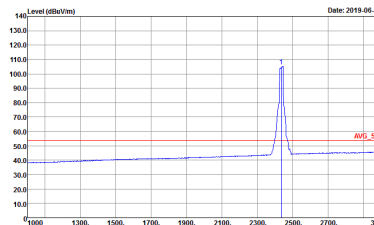
WIFI 802.11ac VHT20 (Band Edge @ 3m)

WIFI	2.4GHz 2400~2483.5MHz Band Edge @ 3m	
ANT	802.11ac VHT20 CH01 2412MHz	
2	Horizontal	Fundamental
Peak	 <p>Site : 03CH13-HY Condition : PEAK_BE_74 3m HORN_91200_1241 HORIZONTAL Detector : Peak Project : 911633 Mode : 2B Power : 14.5</p>	 <p>Site : 03CH13-HY Condition : PEAK_74 3m HORN_91200_1241 HORIZONTAL Detector : Peak Project : 911633 Mode : 2B Power : 14.5</p>
	 <p>Site : 03CH13-HY Condition : AVG_BE_54 3m HORN_91200_1241 HORIZONTAL Detector : Peak Project : 911633 Mode : 2B Power : 14.5</p>	 <p>Site : 03CH13-HY Condition : AVG_54 3m HORN_91200_1241 HORIZONTAL Detector : Peak Project : 911633 Mode : 2B Power : 14.5</p>

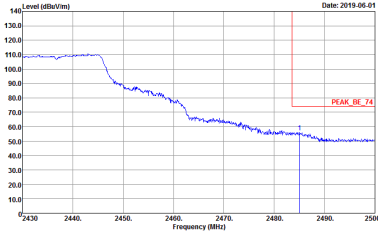
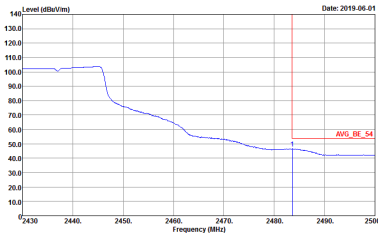


WIFI	2.4GHz 2400~2483.5MHz Band Edge @ 3m	
ANT	802.11ac VHT20 CH01 2412MHz	
2	Vertical	Fundamental
Peak	 <p>Site : 03CH13-HY Condition : PEAK_BE_74 3m HORN_91200_1241 VERTICAL RBW:1000.000KHz VBW:3000.000KHz SWT:Auto Detector : Peak Project : 911633 Mode : 28 Power : 14.5</p>	 <p>Site : 03CH13-HY Condition : PEAK_74 3m HORN_91200_1241 VERTICAL RBW:1000.000KHz VBW:3000.000KHz SWT:Auto Detector : Peak Project : 911633 Mode : 28 Power : 14.5</p>
Avg.	 <p>Site : 03CH13-HY Condition : AVG_BE_54 3m HORN_91200_1241 VERTICAL RBW:1000.000KHz VBW:1000KHz SWT:Auto Detector : Peak Project : 911633 Mode : 28 Power : 14.5</p>	 <p>Site : 03CH13-HY Condition : AVG_54 3m HORN_91200_1241 VERTICAL RBW:1000.000KHz VBW:1000KHz SWT:Auto Detector : Peak Project : 911633 Mode : 28 Power : 14.5</p>

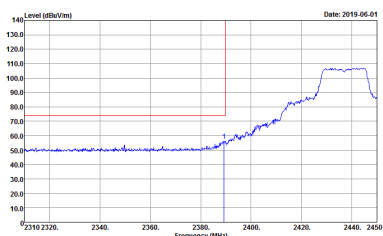
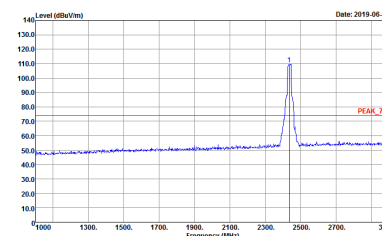
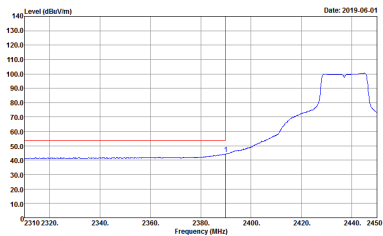
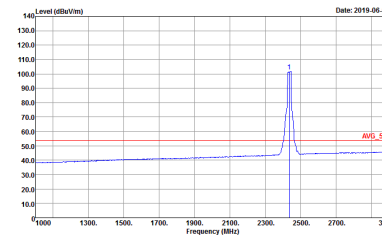


WIFI	2.4GHz 2400~2483.5MHz Band Edge @ 3m	
ANT	802.11ac VHT20 CH06 2437MHz - L	
2	Horizontal	Fundamental
Peak	 <p>Site : 03CH13-HY Condition : PEAK_BE_74 3m HORN_91200_1241 HORIZONTAL Detector : Peak Project : 911633 Mode : 29 Power : 20</p>	 <p>Site : 03CH13-HY Condition : PEAK_74 3m HORN_91200_1241 HORIZONTAL Detector : Peak Project : 911633 Mode : 29 Power : 20</p>
Avg.	 <p>Site : 03CH13-HY Condition : AVG_BE_54 3m HORN_91200_1241 HORIZONTAL Detector : Peak Project : 911633 Mode : 29 Power : 20</p>	 <p>Site : 03CH13-HY Condition : AVG_54 3m HORN_91200_1241 HORIZONTAL Detector : Peak Project : 911633 Mode : 29 Power : 20</p>

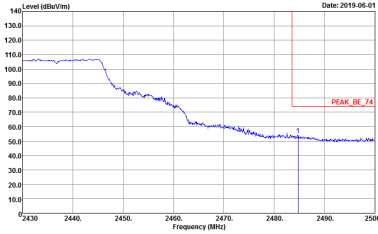
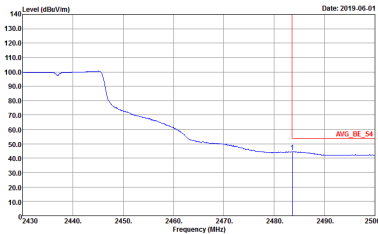


WIFI	2.4GHz 2400~2483.5MHz Band Edge @ 3m	
ANT	802.11ac VH20 CH06 2437MHz - R	
2	Horizontal	Fundamental
<p>Peak</p>	 <p>Site : 03CH13-HY Condition : PEAK_BE_74 3m HORN_9120D_1241 HORIZONTAL RBW:1000.000kHz VBW:3000.000kHz SWT:Auto Detector : Peak Project : 911633 Mode : Z9 Power : Z0</p>	<p>Left blank</p>
<p>Avg.</p>	 <p>Site : 03CH13-HY Condition : AVG_BE_54 3m HORN_9120D_1241 HORIZONTAL RBW:1000.000kHz VBW:1.000kHz SWT:Auto Detector : Peak Project : 911633 Mode : Z9 Power : Z0</p>	<p>Left blank</p>

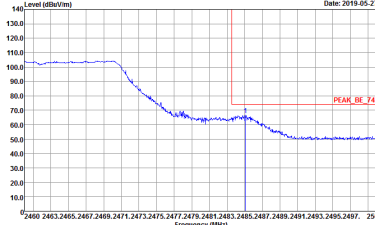
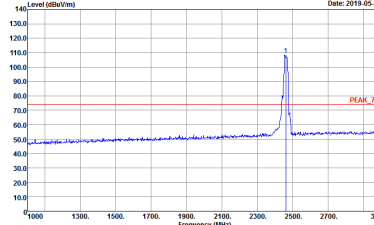
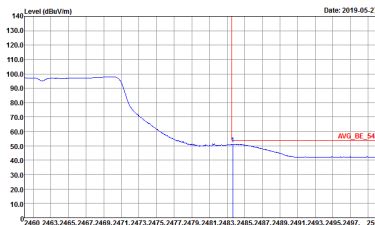
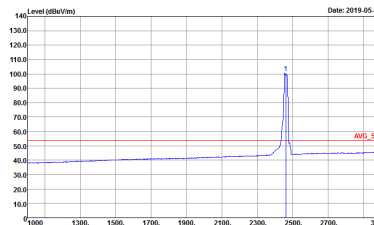


WIFI	2.4GHz 2400~2483.5MHz Band Edge @ 3m	
ANT	802.11ac VH20 CH06 2437MHz - L	
2	Vertical	Fundamental
Peak	 <p>Site : 03CH13-HY Condition : PEAK_BE_74 3m HORN_91200_1241 VERTICAL RBW:1000.000KHz VBW:3000.000KHz SWT:Auto Detector : Peak Project : 911633 Mode : 29 Power : 20</p>	 <p>Site : 03CH13-HY Condition : PEAK_74 3m HORN_91200_1241 VERTICAL RBW:1000.000KHz VBW:3000.000KHz SWT:Auto Detector : Peak Project : 911633 Mode : 29 Power : 20</p>
Avg.	 <p>Site : 03CH13-HY Condition : AVG_BE_54 3m HORN_91200_1241 VERTICAL RBW:1000.000KHz VBW:1000KHz SWT:Auto Detector : Peak Project : 911633 Mode : 29 Power : 20</p>	 <p>Site : 03CH13-HY Condition : AVG_54 3m HORN_91200_1241 VERTICAL RBW:1000.000KHz VBW:1000KHz SWT:Auto Detector : Peak Project : 911633 Mode : 29 Power : 20</p>

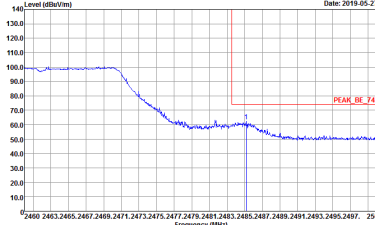
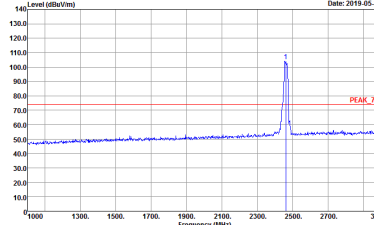
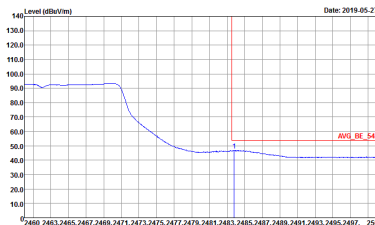
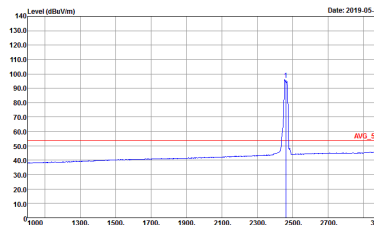


WIFI	2.4GHz 2400~2483.5MHz Band Edge @ 3m	
ANT	802.11ac VH20 CH06 2437MHz - R	
2	Vertical	Fundamental
<p>Peak</p>	 <p>Date: 2019-06-01</p> <p>Site : 03CH13-HY Condition : PEAK_BE_74 3m HORN_9120D_1241 VERTICAL RBW:1000.000KHz VBW:3000.000KHz SWF:Auto Detector : Peak Project : 911633 Mode : Z9 Power : Z0</p>	<p>Left blank</p>
<p>Avg.</p>	 <p>Date: 2019-06-01</p> <p>Site : 03CH13-HY Condition : AVG_BE_54 3m HORN_9120D_1241 VERTICAL RBW:1000.000KHz VBW:1.000KHz SWF:Auto Detector : Peak Project : 911633 Mode : Z9 Power : Z0</p>	<p>Left blank</p>



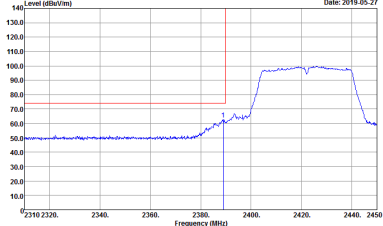
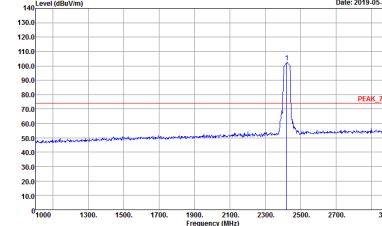
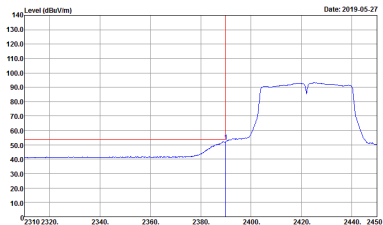
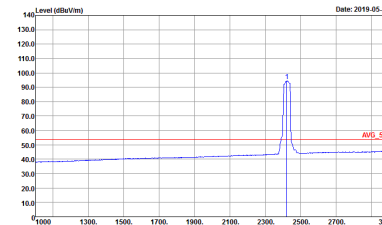
WIFI	2.4GHz 2400~2483.5MHz Band Edge @ 3m	
ANT	802.11ac VH20 CH11 2462MHz	
2	Horizontal	Fundamental
Peak	 <p>Site : 03CH13-HY Condition : PEAK_BE_74 3m HORN_91200_1241 HORIZONTAL Detector : Peak Project : 911633 Mode : 30 Power : 15.5</p>	 <p>Site : 03CH13-HY Condition : PEAK_74 3m HORN_91200_1241 HORIZONTAL Detector : Peak Project : 911633 Mode : 30 Power : 15.5</p>
Avg.	 <p>Site : 03CH13-HY Condition : AVG_BE_54 3m HORN_91200_1241 HORIZONTAL Detector : Peak Project : 911633 Mode : 30 Power : 15.5</p>	 <p>Site : 03CH13-HY Condition : AVG_54 3m HORN_91200_1241 HORIZONTAL Detector : Peak Project : 911633 Mode : 30 Power : 15.5</p>



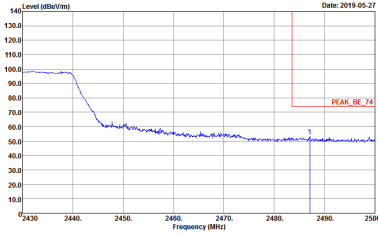
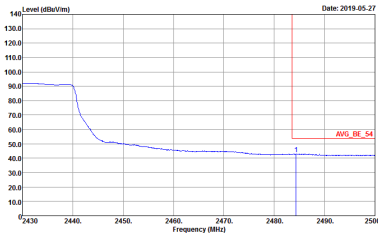
WIFI	2.4GHz 2400~2483.5MHz Band Edge @ 3m	
ANT	802.11ac VH20 CH11 2462MHz	
2	Vertical	Fundamental
Peak	 <p>Site : 03CH13-HY Condition : PEAK_BE_74 3m HORN_91200_1241 VERTICAL Detector : Peak Project : 911633 Mode : 30 Power : 15.5</p>	 <p>Site : 03CH13-HY Condition : PEAK_74 3m HORN_91200_1241 VERTICAL Detector : Peak Project : 911633 Mode : 30 Power : 15.5</p>
Avg.	 <p>Site : 03CH13-HY Condition : AVG_BE_54 3m HORN_91200_1241 VERTICAL Detector : Peak Project : 911633 Mode : 30 Power : 15.5</p>	 <p>Site : 03CH13-HY Condition : AVG_54 3m HORN_91200_1241 VERTICAL Detector : Peak Project : 911633 Mode : 30 Power : 15.5</p>



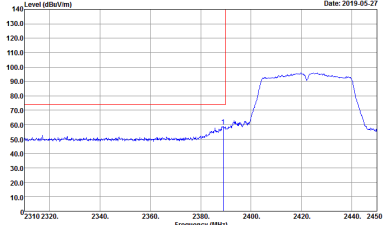
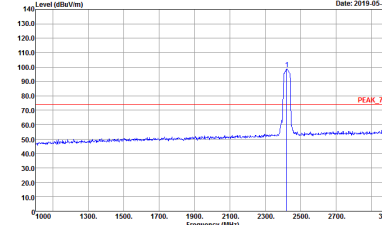
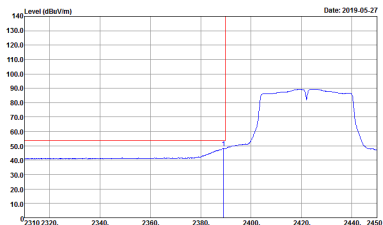
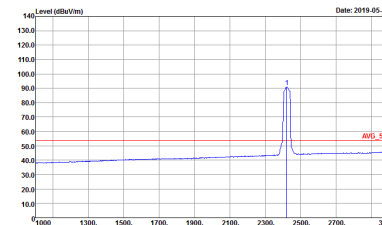
2.4GHz 2400~2483.5MHz
 WIFI 802.11ac VHT40 (Band Edge @ 3m)

WIFI	2.4GHz 2400~2483.5MHz Band Edge @ 3m	
ANT	802.11ac VH40 CH03 2422MHz - L	
2	Horizontal	Fundamental
Peak	 <p>Site : 03CH13-HY Condition : PEAK_BE_74 3m HORN_91200_1241 HORIZONTAL Detector : Peak Project : 911633 Mode : 31 Power : 13</p>	 <p>Site : 03CH13-HY Condition : PEAK_74 3m HORN_91200_1241 HORIZONTAL Detector : Peak Project : 911633 Mode : 31 Power : 13</p>
Avg.	 <p>Site : 03CH13-HY Condition : AVG_BE_54 3m HORN_91200_1241 HORIZONTAL Detector : Peak Project : 911633 Mode : 31 Power : 13</p>	 <p>Site : 03CH13-HY Condition : AVG_54 3m HORN_91200_1241 HORIZONTAL Detector : Peak Project : 911633 Mode : 31 Power : 13</p>

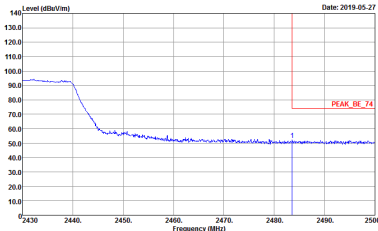
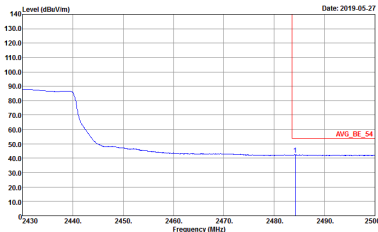


WIFI	2.4GHz 2400~2483.5MHz Band Edge @ 3m	
ANT	802.11ac VH40 CH03 2422MHz - R	
2	Horizontal	Fundamental
<p>Peak</p>	 <p>Site : 03CH13-HY Condition : PEAK_BE_74 3m HORN_9120D_1241 HORIZONTAL RBW:1000.000kHz VBW:3000.000kHz SWT:Auto Detector : Peak Project : 911633 Mode : 31 Power : 13</p>	<p>Left blank</p>
<p>Avg.</p>	 <p>Site : 03CH13-HY Condition : AVG_BE_54 3m HORN_9120D_1241 HORIZONTAL RBW:1000.000kHz VBW:1.000kHz SWT:Auto Detector : Peak Project : 911633 Mode : 31 Power : 13</p>	<p>Left blank</p>

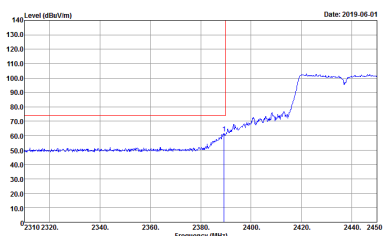
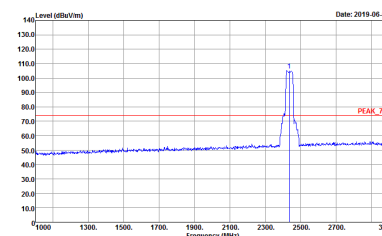
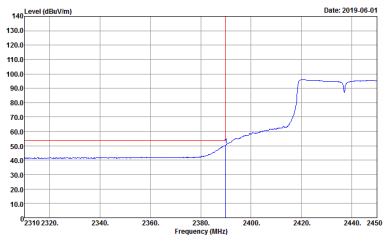
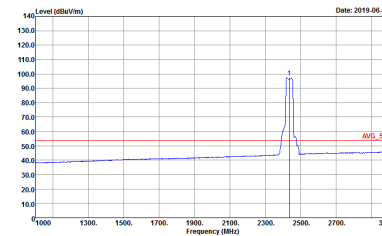


WIFI	2.4GHz 2400~2483.5MHz Band Edge @ 3m	
ANT	802.11ac VH40 CH03 2422MHz - L	
2	Vertical	Fundamental
Peak	 <p>Site : 03CH13-HY Condition : PEAK_BE_74 3m HORN_91200_1241 VERTICAL Detector : Peak Project : 911633 Mode : 31 Power : 13</p>	 <p>Site : 03CH13-HY Condition : PEAK_74 3m HORN_91200_1241 VERTICAL Detector : Peak Project : 911633 Mode : 31 Power : 13</p>
Avg.	 <p>Site : 03CH13-HY Condition : AVG_BE_54 3m HORN_91200_1241 VERTICAL Detector : Peak Project : 911633 Mode : 31 Power : 13</p>	 <p>Site : 03CH13-HY Condition : AVG_54 3m HORN_91200_1241 VERTICAL Detector : Peak Project : 911633 Mode : 31 Power : 13</p>

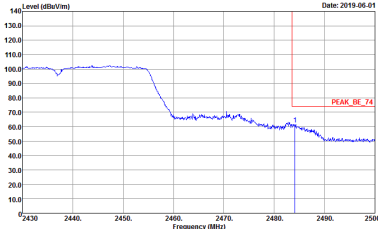
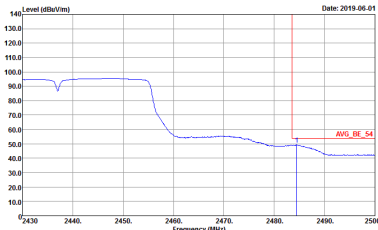


WIFI	2.4GHz 2400~2483.5MHz Band Edge @ 3m	
ANT	802.11ac VH40 CH03 2422MHz - R	
2	Vertical	Fundamental
<p>Peak</p>	 <p>Date: 2019-05-27</p> <p>Site : 03CH13-HY Condition : PEAK_BE_74 3m HORN_9120D_1241 VERTICAL RBW:1000.000KHz VBW:3000.000KHz SWF:Auto Detector : Peak Project : 911633 Mode : 31 Power : 13</p>	<p>Left blank</p>
<p>Avg.</p>	 <p>Date: 2019-05-27</p> <p>Site : 03CH13-HY Condition : AVG_BE_54 3m HORN_9120D_1241 VERTICAL RBW:1000.000KHz VBW:1.000KHz SWF:Auto Detector : Peak Project : 911633 Mode : 31 Power : 13</p>	<p>Left blank</p>



WIFI	2.4GHz 2400~2483.5MHz Band Edge @ 3m	
ANT	802.11ac VH40 CH06 2437MHz - L	
2	Horizontal	Fundamental
Peak	 <p>Site : 03CH13-HY Condition : PEAK_BE_74 3m HORN_91200_1241 HORIZONTAL Detector : Peak Project : 911633 Mode : 32 Power : 16.5</p>	 <p>Site : 03CH13-HY Condition : PEAK_74 3m HORN_91200_1241 HORIZONTAL Detector : Peak Project : 911633 Mode : 32 Power : 16.5</p>
Avg.	 <p>Site : 03CH13-HY Condition : AVG_BE_54 3m HORN_91200_1241 HORIZONTAL Detector : Peak Project : 911633 Mode : 32 Power : 16.5</p>	 <p>Site : 03CH13-HY Condition : AVG_54 3m HORN_91200_1241 HORIZONTAL Detector : Peak Project : 911633 Mode : 32 Power : 16.5</p>

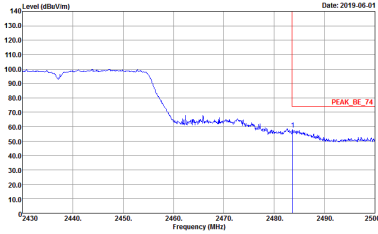
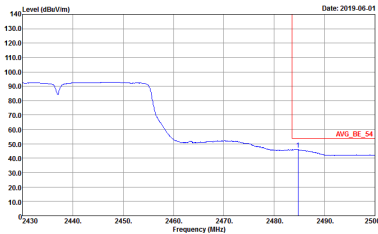


WIFI	2.4GHz 2400~2483.5MHz Band Edge @ 3m	
ANT	802.11ac VH40 CH06 2437MHz - R	
2	Horizontal	Fundamental
<p>Peak</p>	 <p>Site : 03CH13-HY Condition : PEAK_BE_74 3m HORN_9120D_1241 HORIZONTAL RBW:1000.000kHz VBW:3000.000kHz SWF:Auto Detector : Peak Project : 911633 Mode : 32 Power : 16.5</p>	<p>Left blank</p>
<p>Avg.</p>	 <p>Site : 03CH13-HY Condition : AVG_BE_54 3m HORN_9120D_1241 HORIZONTAL RBW:1000.000kHz VBW:1.000kHz SWF:Auto Detector : Peak Project : 911633 Mode : 32 Power : 16.5</p>	<p>Left blank</p>

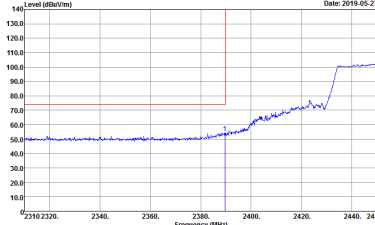
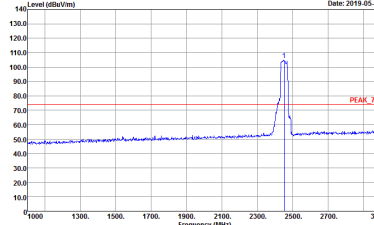
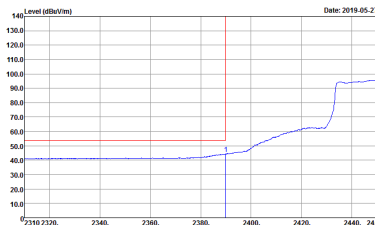
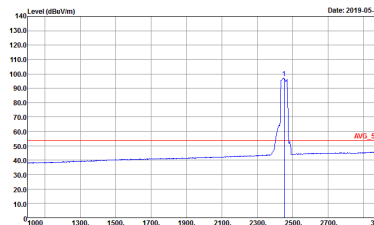


WIFI	2.4GHz 2400~2483.5MHz Band Edge @ 3m	
ANT	802.11ac VH40 CH06 2437MHz - L	
2	Vertical	Fundamental
Peak	<p>Site : 03CH13-HY Condition : PEAK_BE_74 3m HORN_91200_1241 VERTICAL Detector : Peak Project : 911633 Mode : 32 Power : 16.5</p>	<p>Site : 03CH13-HY Condition : PEAK_74 3m HORN_91200_1241 VERTICAL Detector : Peak Project : 911633 Mode : 32 Power : 16.5</p>
Avg.	<p>Site : 03CH13-HY Condition : AVG_BE_54 3m HORN_91200_1241 VERTICAL Detector : Peak Project : 911633 Mode : 32 Power : 16.5</p>	<p>Site : 03CH13-HY Condition : AVG_54 3m HORN_91200_1241 VERTICAL Detector : Peak Project : 911633 Mode : 32 Power : 16.5</p>

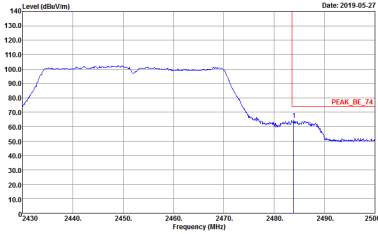
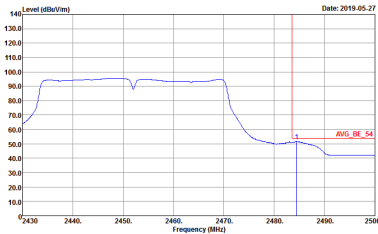


WIFI	2.4GHz 2400~2483.5MHz Band Edge @ 3m	
ANT	802.11ac VH40 CH06 2437MHz - R	
2	Vertical	Fundamental
<p>Peak</p>	 <p>Date: 2019-06-01</p> <p>Site : 03CH13-HY Condition : PEAK_BE_74 3m HORN_9120D_1241 VERTICAL RBW:1000.000kHz VBW:3000.000kHz SWF:Auto Detector : Peak Project : 911633 Mode : 32 Power : 16.5</p>	<p>Left blank</p>
<p>Avg.</p>	 <p>Date: 2019-06-01</p> <p>Site : 03CH13-HY Condition : AVG_BE_54 3m HORN_9120D_1241 VERTICAL RBW:1000.000kHz VBW:1.000kHz SWF:Auto Detector : Peak Project : 911633 Mode : 32 Power : 16.5</p>	<p>Left blank</p>

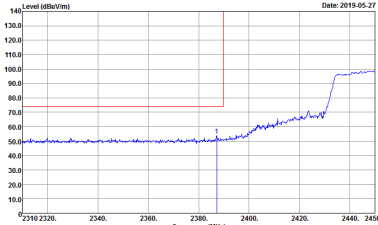
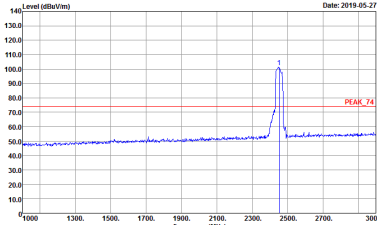
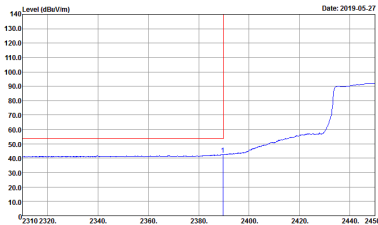
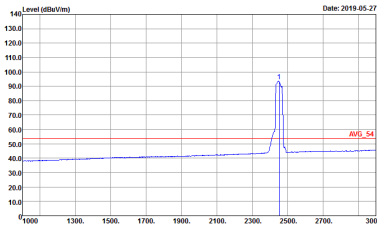


WIFI	2.4GHz 2400~2483.5MHz Band Edge @ 3m	
ANT	802.11ac VH40 CH09 2452MHz - L	
2	Horizontal	Fundamental
Peak	 <p>Site : 03CH13-HY Condition : PEAK_BE_74 3m HORN_91200_1241 HORIZONTAL Detector : Peak Project : 911633 Mode : 33 Power : 16</p>	 <p>Site : 03CH13-HY Condition : PEAK_74 3m HORN_91200_1241 HORIZONTAL Detector : Peak Project : 911633 Mode : 33 Power : 16</p>
Avg.	 <p>Site : 03CH13-HY Condition : AVG_BE_54 3m HORN_91200_1241 HORIZONTAL Detector : Peak Project : 911633 Mode : 33 Power : 16</p>	 <p>Site : 03CH13-HY Condition : AVG_54 3m HORN_91200_1241 HORIZONTAL Detector : Peak Project : 911633 Mode : 33 Power : 16</p>

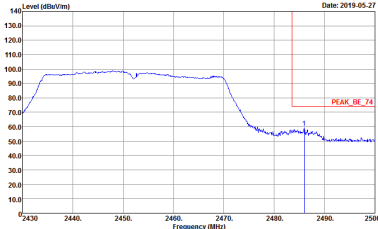
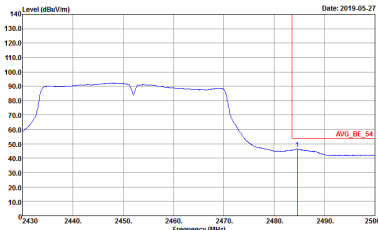


WIFI	2.4GHz 2400~2483.5MHz Band Edge @ 3m	
ANT	802.11ac VH40 CH09 2452MHz - R	
2	Horizontal	Fundamental
<p>Peak</p>	 <p>Site : 03CH13-HY Condition : PEAK_BE_74 3m HORN_9120D_1241 HORIZONTAL RBW:1000.000kHz VBW:3000.000kHz SWT:Auto Detector : Peak Project : 911633 Mode : 33 Power : 16</p>	<p>Left blank</p>
<p>Avg.</p>	 <p>Site : 03CH13-HY Condition : AVG_BE_54 3m HORN_9120D_1241 HORIZONTAL RBW:1000.000kHz VBW:1.000kHz SWT:Auto Detector : Peak Project : 911633 Mode : 33 Power : 16</p>	<p>Left blank</p>



WIFI	2.4GHz 2400~2483.5MHz Band Edge @ 3m	
ANT	802.11ac VH40 CH09 2452MHz - L	
2	Vertical	Fundamental
Peak	 <p>Date: 2019-05-27</p> <p>Site : 03CH13-HY Condition : PEAK_BE_74 3m HORN_91200_1241 VERTICAL RBW:1000.000KHz VBW:3000.000KHz SWT:Auto Detector : Peak Project : 911633 Mode : 33 Power : 16</p>	 <p>Date: 2019-05-27</p> <p>Site : 03CH13-HY Condition : PEAK_74 3m HORN_91200_1241 VERTICAL RBW:1000.000KHz VBW:3000.000KHz SWT:Auto Detector : Peak Project : 911633 Mode : 33 Power : 16</p>
Avg.	 <p>Date: 2019-05-27</p> <p>Site : 03CH13-HY Condition : AVG_BE_54 3m HORN_91200_1241 VERTICAL RBW:1000.000KHz VBW:1000KHz SWT:Auto Detector : Peak Project : 911633 Mode : 33 Power : 16</p>	 <p>Date: 2019-05-27</p> <p>Site : 03CH13-HY Condition : AVG_54 3m HORN_91200_1241 VERTICAL RBW:1000.000KHz VBW:1000KHz SWT:Auto Detector : Peak Project : 911633 Mode : 33 Power : 16</p>

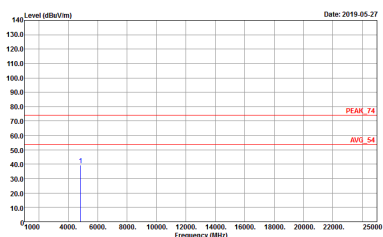
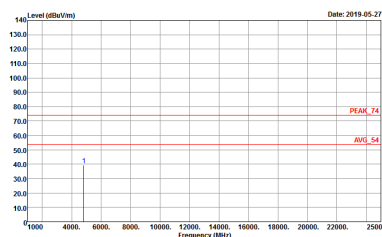


WIFI	2.4GHz 2400~2483.5MHz Band Edge @ 3m	
ANT	802.11ac VH40 CH09 2452MHz - R	
2	Vertical	Fundamental
<p>Peak</p>	 <p>Site : 03CH13-HY Condition : PEAK_BE_74 3m HORN_9120D_1241 VERTICAL RBW:1000.000kHz VBW:3000.000kHz SWF:Auto Detector : Peak Project : 911633 Mode : 33 Power : 16</p>	<p>Left blank</p>
<p>Avg.</p>	 <p>Site : 03CH13-HY Condition : AVG_BE_54 3m HORN_9120D_1241 VERTICAL RBW:1000.000kHz VBW:1.000kHz SWF:Auto Detector : Peak Project : 911633 Mode : 33 Power : 16</p>	<p>Left blank</p>



2.4GHz 2400~2483.5MHz

WIFI 802.11b (Harmonic @ 3m)

WIFI	2.4GHz 2400~2483.5MHz Harmonic @ 3m	
ANT	802.11b CH01 2412MHz	
2	Horizontal	Vertical
<p>Peak</p> <p>Avg.</p>	 <p>Site : 03CH13-1FY Condition : PEAK_74 3m HORN_9120D_1241 HORIZONTAL Detector : Peak Project : 911633 Mode : 22 Power : 20</p>	 <p>Site : 03CH13-1FY Condition : PEAK_74 3m HORN_9120D_1241 VERTICAL Detector : Peak Project : 911633 Mode : 22 Power : 20</p>