



FCC RADIO TEST REPORT

FCC ID : UZ7ET51CE
Equipment : Tablet
Brand Name : Zebra
Model Name : ET51CE
Applicant : Zebra Technologies Corporation
1 Zebra Plaza, Holtsville, NY 11742
Manufacturer : Zebra Technologies Corporation
1 Zebra Plaza, Holtsville, NY 11742
Standard : FCC Part 15 Subpart E §15.407

The product was received on Jan. 16, 2019 and testing was started from May 19, 2019 and completed on Jun. 20, 2019. We, SPORTON INTERNATIONAL INC., EMC & Wireless Communications Laboratory, would like to declare that the tested sample has been evaluated in accordance with the test procedures and has been in compliance with the applicable technical standards.

The report must not be used by the client to claim product certification, approval, or endorsement by TAF or any agency of government.

The test results in this report apply exclusively to the tested model / sample. Without written approval of SPORTON INTERNATIONAL INC. EMC & Wireless Communications Laboratory, the test report shall not be reproduced except in full.

Approved by: Jones Tsai

SPORTON INTERNATIONAL INC. EMC & Wireless Communications Laboratory

No. 52, Huaya 1st Rd., Guishan Dist., Taoyuan City, Taiwan (R.O.C.)



Table of Contents

History of this test report.....	3
Summary of Test Result.....	4
1 General Description	5
1.1 Product Feature of Equipment Under Test.....	5
1.2 Product Specification of Equipment Under Test.....	6
1.3 Modification of EUT	9
1.4 Testing Location	9
1.5 Applicable Standards.....	9
2 Test Configuration of Equipment Under Test	10
2.1 Carrier Frequency and Channel	10
2.2 Test Mode.....	12
2.3 Connection Diagram of Test System.....	25
2.4 Support Unit used in test configuration and system	26
2.5 EUT Operation Test Setup	26
2.6 Measurement Results Explanation Example.....	26
3 Test Result	27
3.1 26dB & 99% Occupied Bandwidth Measurement	27
3.2 Maximum Conducted Output Power Measurement	35
3.3 Power Spectral Density Measurement	43
3.4 Unwanted Emissions Measurement.....	52
3.5 AC Conducted Emission Measurement.....	58
3.6 Automatically Discontinue Transmission	60
3.7 Antenna Requirements	61
4 List of Measuring Equipment.....	63
5 Uncertainty of Evaluation	65
Appendix A. AC Conducted Emission Test Result	
Appendix B. Radiated Spurious Emission	
Appendix C. Radiated Spurious Emission Plots	
Appendix D. Duty Cycle Plots	
Appendix E. Setup Photographs	



History of this test report

Report No.	Version	Description	Issued Date
FR911633E	01	Initial issue of report	Jun. 25, 2019



Summary of Test Result

Report Clause	Ref Std. Clause	Test Items	Result (PASS/FAIL)	Remark
3.1	15.403(i)	26dB Bandwidth	Pass	-
3.1	2.1049	99% Occupied Bandwidth	Reporting only	-
3.2	15.407(a)	Maximum Conducted Output Power	Pass	-
3.3	15.407(a)	Power Spectral Density	Pass	-
3.4	15.407(b)	Unwanted Emissions	Pass	Under limit 1.03 dB at 5150.000 MHz
3.5	15.207	AC Conducted Emission	Pass	Under limit 15.57 dB at 0.166 MHz
3.6	15.407(c)	Automatically Discontinue Transmission	Pass	-
3.7	15.203 15.407(a)	Antenna Requirement	Pass	-

Declaration of Conformity:

The test results with all measurement uncertainty excluded are presented in accordance with the regulation limits or requirements declared by manufacturers.

Comments and Explanations:

The declared of product specification for EUT presented in the report are provided by the manufacturer, and the manufacturer takes all the responsibilities for the accuracy of product specification.

Reviewed by: Wii Chang

Report Producer: Maggie Chiang



1 General Description

1.1 Product Feature of Equipment Under Test

Product Feature	
Equipment	Tablet
Brand Name	Zebra
Model Name	ET51CE
FCC ID	UZ7ET51CE
EUT supports Radios application	NFC WLAN 11a/b/g/n HT20/HT40 WLAN 11ac VHT20/VHT40/VHT80 Bluetooth BR/EDR/LE
HW Version	DV1
SW Version	Android version 8.1.0
FW Version	01-19-08.00-OG-U00-PLT
MFD	19MAY01
EUT Stage	Identical Prototype

Remark: The above EUT's information was declared by manufacturer.

Specification of Accessories				
Spare Standard Battery 24.13Wh	Brand Name	Zebra	Model Name	BT-000393

Supported Unit Used in Test Configuration and System				
Cradle (Dock)	Brand Name	Zebra	Part Number	CRD-ET5X-1SCG1
Adapter	Brand Name	Zebra	Part Number	PWRBGA12V50W0WW
DC Cable	Brand Name	Zebra	Part Number	CBL-DC-388A1-01



1.2 Product Specification of Equipment Under Test

Standards-related Product Specification	
Tx/Rx Frequency Range	5180 MHz ~ 5240 MHz 5260 MHz ~ 5320 MHz 5500 MHz ~ 5720 MHz
Maximum Output Power to Antenna <CDD Mode>	<5180 MHz ~ 5240 MHz> <Ant. 1> 802.11a : 18.40 dBm / 0.0692 W 802.11n HT20 : 18.30 dBm / 0.0676 W 802.11n HT40 : 18.30 dBm / 0.0676 W 802.11ac VHT20: 18.40 dBm / 0.0692 W 802.11ac VHT40: 18.40 dBm / 0.0692 W 802.11ac VHT80: 13.80 dBm / 0.0240 W <Ant. 2> 802.11a : 18.40 dBm / 0.0692 W 802.11n HT20 : 18.30 dBm / 0.0676 W 802.11n HT40 : 18.30 dBm / 0.0676 W 802.11ac VHT20: 18.40 dBm / 0.0692 W 802.11ac VHT40: 18.40 dBm / 0.0692 W 802.11ac VHT80: 14.10 dBm / 0.0257 W MIMO <Ant. 1+2> 802.11a : 21.11 dBm / 0.1291 W 802.11n HT20 : 21.36 dBm / 0.1368 W 802.11n HT40 : 21.36 dBm / 0.1368 W 802.11ac VHT20: 21.46 dBm / 0.140 W 802.11ac VHT40: 21.46 dBm / 0.140 W 802.11ac VHT80: 11.16 dBm / 0.0131 W
	<5260 MHz ~ 5320 MHz> <Ant. 1> 802.11a : 18.40 dBm / 0.0692 W 802.11n HT20 : 18.30 dBm / 0.0676 W 802.11n HT40 : 18.20 dBm / 0.0661 W 802.11ac VHT20: 18.40 dBm / 0.0692 W 802.11ac VHT40: 18.30 dBm / 0.0676 W 802.11ac VHT80: 10.10 dBm / 0.0102 W <Ant. 2> 802.11a : 18.30 dBm / 0.0676 W 802.11n HT20 : 18.20 dBm / 0.0661 W 802.11n HT40 : 18.30 dBm / 0.0676 W 802.11ac VHT20: 18.30 dBm / 0.0676 W 802.11ac VHT40: 18.40 dBm / 0.0692 W 802.11ac VHT80: 9.80 dBm / 0.0095 W MIMO <Ant. 1+2> 802.11a : 21.11 dBm / 0.1291 W 802.11n HT20 : 21.26 dBm / 0.1337 W 802.11n HT40 : 21.17 dBm / 0.1309 W 802.11ac VHT20: 21.36 dBm / 0.1368 W 802.11ac VHT40: 21.27 dBm / 0.1340 W 802.11ac VHT80: 12.21 dBm / 0.0166 W



Standards-related Product Specification	
<p>Maximum Output Power to Antenna <CDD Mode></p>	<p><5500 MHz ~ 5720 MHz> <Ant. 1> 802.11a : 18.30 dBm / 0.0676 W 802.11n HT20 : 18.20 dBm / 0.0661 W 802.11n HT40 : 18.20 dBm / 0.0661 W 802.11ac VHT20: 18.30 dBm / 0.0676 W 802.11ac VHT40: 18.30 dBm / 0.0676 W 802.11ac VHT80: 18.40 dBm / 0.0692 W <Ant. 2> 802.11a : 18.40 dBm / 0.0692 W 802.11n HT20 : 18.30 dBm / 0.0676 W 802.11n HT40 : 18.10 dBm / 0.0646 W 802.11ac VHT20: 18.40 dBm / 0.0692 W 802.11ac VHT40: 18.20 dBm / 0.0661 W 802.11ac VHT80: 18.30 dBm / 0.0676 W MIMO <Ant. 1+2> 802.11a : 20.86 dBm / 0.1219 W 802.11n HT20 : 20.86 dBm / 0.1219 W 802.11n HT40 : 21.36 dBm / 0.1368 W 802.11ac VHT20: 20.96 dBm / 0.1247 W 802.11ac VHT40: 21.46 dBm / 0.1400 W 802.11ac VHT80: 21.41 dBm / 0.1384 W</p>
<p>Maximum Output Power to Antenna <TXBF Mode></p>	<p><5180 MHz ~ 5240 MHz> MIMO <Ant. 1+2> 802.11ac VHT20: 21.26 dBm / 0.1337 W 802.11ac VHT40: 21.46 dBm / 0.1400 W 802.11ac VHT80: 18.16 dBm / 0.0655 W <5260 MHz ~ 5320 MHz> MIMO <Ant. 1+2> 802.11ac VHT20: 21.16 dBm / 0.1306 W 802.11ac VHT40: 21.41 dBm / 0.1384 W 802.11ac VHT80: 13.76 dBm / 0.0238 W <5500 MHz ~ 5720 MHz> MIMO <Ant. 1+2> 802.11ac VHT20: 20.61 dBm / 0.1151 W 802.11ac VHT40: 21.41 dBm / 0.1384 W 802.11ac VHT80: 21.36 dBm / 0.1368 W</p>



Standards-related Product Specification													
99% Occupied Bandwidth <CDD Mode>	<p><Ant. 1> 802.11a : 17.00 MHz 802.11ac VHT20 : 18.15 MHz 802.11ac VHT40 : 37.20 MHz 802.11ac VHT80 : 77.40 MHz</p> <p><Ant. 2> 802.11a : 17.10 MHz 802.11ac VHT20 : 18.25 MHz 802.11ac VHT40 : 37.30 MHz 802.11ac VHT80 : 77.40 MHz</p> <p>MIMO <Ant. 1> 802.11a : 16.95 MHz 802.11ac VHT20 : 18.10 MHz 802.11ac VHT40 : 37.10 MHz 802.11ac VHT80 : 77.28 MHz</p> <p>MIMO <Ant. 2> 802.11a : 16.95 MHz 802.11ac VHT20 : 18.20 MHz 802.11ac VHT40 : 37.20 MHz 802.11ac VHT80 : 77.28 MHz</p>												
99% Occupied Bandwidth <TXBF Mode>	<p>MIMO <Ant. 1> 802.11ac VHT20 : 18.08 MHz 802.11ac VHT40 : 38.36 MHz 802.11ac VHT80 : 79.12 MHz</p> <p>MIMO <Ant. 2> 802.11ac VHT20 : 18.08 MHz 802.11ac VHT40 : 37.76 MHz 802.11ac VHT80 : 79.00 MHz</p>												
Antenna Type / Gain	<p><5180 MHz ~ 5240 MHz> Ant. 1 : Chip Antenna with gain 3.85 dBi Ant. 2 : Chip Antenna with gain 2.18 dBi</p> <p><5260 MHz ~ 5320 MHz> Ant. 1 : Chip Antenna with gain 3.85 dBi Ant. 2 : Chip Antenna with gain 2.55 dBi</p> <p><5500 MHz ~ 5720 MHz> Ant. 1 : Chip Antenna with gain 3.91 dBi Ant. 2 : Chip Antenna with gain 3.85 dBi</p>												
Type of Modulation	802.11a/n : OFDM (BPSK/QPSK/16QAM/64QAM) 802.11ac : OFDM (BPSK/QPSK/16QAM/64QAM/256QAM)												
Antenna Function Description	<table border="1"> <thead> <tr> <th></th> <th>Ant. 1</th> <th>Ant. 2</th> </tr> </thead> <tbody> <tr> <td>802.11 a/n/ac</td> <td>V</td> <td>V</td> </tr> <tr> <td>802.11 a/n/ac MIMO</td> <td>V</td> <td>V</td> </tr> <tr> <td>802.11 ac TXBF</td> <td>V</td> <td>V</td> </tr> </tbody> </table>		Ant. 1	Ant. 2	802.11 a/n/ac	V	V	802.11 a/n/ac MIMO	V	V	802.11 ac TXBF	V	V
	Ant. 1	Ant. 2											
802.11 a/n/ac	V	V											
802.11 a/n/ac MIMO	V	V											
802.11 ac TXBF	V	V											

Note: MIMO Ant. 1+2 is a calculated result from sum of the power MIMO Ant. 1 and MIMO Ant. 2.



1.3 Modification of EUT

No modifications are made to the EUT during all test items.

1.4 Testing Location

Test Site	SPORTON INTERNATIONAL INC.	
Test Site Location	No.52, Huaya 1st Rd., Guishan Dist., Taoyuan City, Taiwan (R.O.C.) TEL: +886-3-327-3456 FAX: +886-3-328-4978	
Test Site No.	Sporton Site No.	
	TH05-HY	CO05-HY

Note: The test site complies with ANSI C63.4 2014 requirement.

Test Site	SPORTON INTERNATIONAL INC.	
Test Site Location	No.58, Aly. 75, Ln. 564, Wenhua 3rd, Rd., Guishan Dist., Taoyuan City, Taiwan (R.O.C.) TEL: +886-3-327-0868 FAX: +886-3-327-0855	
Test Site No.	Sporton Site No.	
	03CH15-HY	

Note: The test site complies with ANSI C63.4 2014 requirement.

FCC designation No.: TW1190 and TW0007

1.5 Applicable Standards

According to the specifications of the manufacturer, the EUT must comply with the requirements of the following standards:

- ♦ FCC Part 15 Subpart E
- ♦ FCC KDB 789033 D02 General UNII Test Procedures New Rules v02r01.
- ♦ FCC KDB 414788 D01 Radiated Test Site v01r01.
- ♦ FCC KDB 662911 D01 Multiple Transmitter Output v02r01.
- ♦ ANSI C63.10-2013

Remark:

1. All test items were verified and recorded according to the standards and without any deviation during the test.
2. This EUT has also been tested and complied with the requirements of FCC Part 15, Subpart B, recorded in a separate test report.



2 Test Configuration of Equipment Under Test

- a. The EUT has been associated with peripherals and configuration operated in a manner tended to maximize its emission characteristics in a typical application. Frequency range investigated: conduction emission (150 kHz to 30 MHz), radiation emission (9 kHz to the 10th harmonic of the highest fundamental frequency or to 40 GHz, whichever is lower). For radiated measurement, pre-scanned in three orthogonal panels, X, Y, Z. The worst cases (X plane for CDD Mode and TXBF Mode) were recorded in this report.
- b. AC power line Conducted Emission was tested under maximum output power.

2.1 Carrier Frequency and Channel

Frequency Band	Channel	Freq. (MHz)	Channel	Freq. (MHz)
5150-5250 MHz Band 1 (U-NII-1)	36	5180	44	5220
	38*	5190	46*	5230
	40	5200	48	5240
	42#	5210		

Frequency Band	Channel	Freq. (MHz)	Channel	Freq. (MHz)
5250-5350 MHz Band 2 (U-NII-2A)	52	5260	60	5300
	54*	5270	62*	5310
	56	5280	64	5320
	58#	5290		

Frequency Band	Channel	Freq. (MHz)	Channel	Freq. (MHz)
5470-5725 MHz Band 3 (U-NII-2C)	100	5500	112	5560
	102*	5510	116	5580
	104	5520	132	5660
	106#	5530	134*	5670
	108	5540	136	5680
	110*	5550	140	5700



Frequency Band	Channel	Freq. (MHz)	Channel	Freq. (MHz)
TDWR Channel	118*	5590	124	5620
	120	5600	126*	5630
	122 [#]	5610	128	5640

Frequency Band	Channel	Freq. (MHz)	Channel	Freq. (MHz)
Straddle Channel	138 [#]	5690	144	5720
	142*	5710		

Note:

1. The above Frequency and Channel in "*" were 802.11n HT40 and 802.11ac VHT40.
2. The above Frequency and Channel in "[#]" were 802.11ac VHT80.



2.2 Test Mode

Final test modes are considering the modulation and worse data rates as below table.

Single Mode

Modulation	Data Rate
802.11a	6 Mbps
802.11n HT20 (Covered by VHT20)	MCS0
802.11n HT40 (Covered by VHT40)	MCS0
802.11ac VHT20	MCS0
802.11ac VHT40	MCS0
802.11ac VHT80	MCS0

MIMO Mode

Modulation	Data Rate
802.11a	6 Mbps
802.11n HT20 (Covered by VHT20)	MCS0
802.11n HT40 (Covered by VHT40)	MCS0
802.11ac VHT20	MCS0
802.11ac VHT40	MCS0
802.11ac VHT80	MCS0

TXBF Mode

Modulation	Data Rate
802.11ac VHT20	MCS0
802.11ac VHT40	MCS0
802.11ac VHT80	MCS0

Test Cases	
AC Conducted Emission	Mode 1 : WLAN (5GHz) Link + Bluetooth Link + USB Cable (Type C) + USB (Type C) with LCD Monitor + AC Adaptor (PWRBGA12V50W0WW) with DC Cable (CBL-DC-388A1-01) + Dock (CRD-ET5X-1SCG1) (Charging with EUT) + MPEG4 (Color Bar) + NFC On + SD Card (Load)



<CDD Mode>

Ch. #		Band I : 5150-5250 MHz	Band II : 5250-5350 MHz	Band III : 5470-5725MHz
		802.11a	802.11a	802.11a
L	Low	36	52	100
M	Middle	44	60	116
H	High	48	64	140
Straddle		-	-	144

Ch. #		Band I : 5150-5250 MHz	Band II : 5250-5350 MHz	Band III : 5470-5725MHz
		802.11ac VHT20	802.11ac VHT20	802.11ac VHT20
L	Low	36	52	100
M	Middle	44	60	116
H	High	48	64	140
Straddle		-	-	144

Ch. #		Band I : 5150-5250 MHz	Band II : 5250-5350 MHz	Band III : 5470-5725MHz
		802.11ac VHT40	802.11ac VHT40	802.11ac VHT40
L	Low	38	54	102
M	Middle	-	-	110
H	High	46	62	134
Straddle		-	-	142

Ch. #		Band I : 5150-5250 MHz	Band II : 5250-5350 MHz	Band III : 5470-5725MHz
		802.11ac VHT80	802.11ac VHT80	802.11ac VHT80
L	Low	-	-	106
M	Middle	42	58	-
H	High	-	-	122
Straddle		-	-	138



<TXBF Mode>

Ch. #		Band I : 5150-5250 MHz	Band II : 5250-5350 MHz	Band III : 5470-5725MHz
		802.11ac VHT20	802.11ac VHT20	802.11ac VHT20
L	Low	36	52	100
M	Middle	44	60	116
H	High	48	64	140
Straddle		-	-	144

Ch. #		Band I : 5150-5250 MHz	Band II : 5250-5350 MHz	Band III : 5470-5725MHz
		802.11ac VHT40	802.11ac VHT40	802.11ac VHT40
L	Low	38	54	102
M	Middle	-	-	110
H	High	46	62	134
Straddle		-	-	142

Ch. #		Band I : 5150-5250 MHz	Band II : 5250-5350 MHz	Band III : 5470-5725MHz
		802.11ac VHT80	802.11ac VHT80	802.11ac VHT80
L	Low	-	-	106
M	Middle	42	58	-
H	High	-	-	122
Straddle		-	-	138



<CDD Mode>

<Ant. 1>

802.11a RF Output Power (dBm)										
Power vs. Channel			Power vs Data Rate							
Channel	Frequency (MHz)	Data Rate (bps)	Channel	Data Rate (bps)						
		6M		9M	12M	18M	24M	36M	48M	54M
CH 036	5180	18.10	CH 044	18.30	18.20	18.30	18.30	18.20	18.20	18.30
CH 044	5220	18.40								
CH 048	5240	18.40								
CH 052	5260	18.40	CH 052	18.20	18.20	18.30	18.20	18.20	18.20	18.20
CH 060	5300	18.20								
CH 064	5320	17.50								
CH 100	5500	18.20	CH 144	18.20	18.20	18.20	18.20	18.20	18.20	18.20
CH 116	5580	18.10								
CH 140	5700	14.20								
*CH 144	5720	18.30								

Note: The above Frequency and Channel in "*" were straddle Channel.

802.11n HT20 RF Output Power (dBm)										
Power vs. Channel			Power vs Data Rate							
Channel	Frequency (MHz)	MCS Index	Channel	MCS Index						
		MCS0		MCS1	MCS2	MCS3	MCS4	MCS5	MCS6	MCS7
CH 036	5180	17.40	CH 044	18.10	18.20	18.20	18.10	18.20	18.20	18.20
CH 044	5220	18.30								
CH 048	5240	18.30								
CH 052	5260	18.30	CH 052	18.00	18.20	18.10	18.20	18.20	18.20	18.20
CH 060	5300	18.10								
CH 064	5320	16.40								
CH 100	5500	18.10	CH 144	18.10	18.10	18.10	18.10	18.10	18.10	18.10
CH 116	5580	18.10								
CH 140	5700	15.10								
*CH 144	5720	18.20								

Note: The above Frequency and Channel in "*" were straddle Channel.



802.11n HT40 RF Output Power (dBm)										
Power vs. Channel			Power vs Data Rate							
Channel	Frequency (MHz)	MCS Index	Channel	MCS Index						
		MCS0		MCS1	MCS2	MCS3	MCS4	MCS5	MCS6	MCS7
CH 038	5190	15.20	CH 046	18.10	18.10	18.10	18.10	18.20	18.20	18.10
CH 046	5230	18.30								
CH 054	5270	18.20	CH 054	18.00	18.10	18.10	18.10	18.10	18.10	18.10
CH 062	5310	13.40								
CH 102	5510	16.30	CH 134	17.90	17.90	17.90	17.90	17.90	17.90	17.90
CH 110	5550	18.10								
CH 134	5670	18.20								
*CH 142	5710	18.20								

Note: The above Frequency and Channel in "*" were straddle Channel.

802.11ac VHT20 RF Output Power (dBm)										
Power vs. Channel			Power vs Data Rate							
Channel	Frequency (MHz)	MCS Index	Channel	MCS Index						
		MCS0		MCS1	MCS2	MCS3	MCS4	MCS5	MCS6	MCS7
CH 036	5180	17.50	CH 044	18.20	18.30	18.30	18.20	18.30	18.30	18.30
CH 044	5220	18.40								
CH 048	5240	18.40								
CH 052	5260	18.40	CH 052	18.10	18.30	18.20	18.30	18.30	18.30	18.30
CH 060	5300	18.20								
CH 064	5320	16.50								
CH 100	5500	18.20	CH 144	18.20	18.20	18.20	18.20	18.20	18.20	18.20
CH 116	5580	18.20								
CH 140	5700	15.20								
*CH 144	5720	18.30								

Note: The above Frequency and Channel in "*" were straddle Channel.



802.11ac VHT40 RF Output Power (dBm)												
Power vs. Channel			Power vs Data Rate									
Channel	Frequency (MHz)	MCS Index	Channel	MCS Index								
		MCS0		MCS1	MCS2	MCS3	MCS4	MCS5	MCS6	MCS7	MCS8	MCS9
CH 038	5190	15.30	CH 046	18.20	18.20	18.20	18.20	18.30	18.30	18.20	18.30	18.20
CH 046	5230	18.40										
CH 054	5270	18.30	CH 054	18.10	18.20	18.20	18.20	18.20	18.20	18.20	18.20	18.20
CH 062	5310	13.50										
CH 102	5510	16.40	CH 134	18.00	18.00	18.00	18.00	18.00	18.00	18.00	18.00	18.00
CH 110	5550	18.20										
CH 134	5670	18.30										
*CH 142	5710	18.30										

Note: The above Frequency and Channel in "*" were straddle Channel.

802.11ac VHT80 RF Output Power (dBm)												
Power vs. Channel			Power vs Data Rate									
Channel	Frequency (MHz)	MCS Index	Channel	MCS Index								
		MCS0		MCS1	MCS2	MCS3	MCS4	MCS5	MCS6	MCS7	MCS8	MCS9
CH 042	5210	13.80	CH 042	13.60	13.70	13.70	13.60	13.50	13.60	13.60	13.60	13.60
CH 058	5290	10.10	CH 058	9.80	9.80	9.90	9.80	9.80	9.90	9.90	9.80	9.80
CH 106	5530	14.40	CH 122	18.10	18.00	18.10	18.10	18.00	18.00	18.10	18.10	18.00
CH 122	5610	18.40										
*CH 138	5690	18.20										

Note: The above Frequency and Channel in "*" were straddle Channel.



<Ant. 2>

802.11a RF Output Power (dBm)										
Power vs. Channel			Power vs Data Rate							
Channel	Frequency (MHz)	Data Rate (bps)	Channel	Data Rate (bps)						
		6M		9M	12M	18M	24M	36M	48M	54M
CH 036	5180	18.10	CH 044	18.20	18.20	18.30	18.20	18.20	18.20	18.20
CH 044	5220	18.40								
CH 048	5240	18.40								
CH 052	5260	18.30	CH 060	18.20	18.20	18.20	18.20	18.20	18.20	18.20
CH 060	5300	18.30								
CH 064	5320	17.60								
CH 100	5500	18.40	CH 100	18.30	18.30	18.30	18.30	18.30	18.30	18.30
CH 116	5580	18.10								
CH 140	5700	14.30								
*CH 144	5720	18.20								

Note: The above Frequency and Channel in "*" were straddle Channel.

802.11n HT20 RF Output Power (dBm)										
Power vs. Channel			Power vs Data Rate							
Channel	Frequency (MHz)	MCS Index	Channel	MCS Index						
		MCS0		MCS1	MCS2	MCS3	MCS4	MCS5	MCS6	MCS7
CH 036	5180	17.40	CH 044	18.10	18.10	18.10	18.10	18.10	18.10	18.10
CH 044	5220	18.30								
CH 048	5240	18.30								
CH 052	5260	18.20	CH 060	18.10	18.10	18.10	18.10	18.10	18.10	18.10
CH 060	5300	18.20								
CH 064	5320	16.50								
CH 100	5500	18.30	CH 100	18.10	18.20	18.20	18.20	18.20	18.20	18.20
CH 116	5580	18.10								
CH 140	5700	15.10								
*CH 144	5720	18.10								

Note: The above Frequency and Channel in "*" were straddle Channel.



802.11n HT40 RF Output Power (dBm)										
Power vs. Channel			Power vs Data Rate							
Channel	Frequency (MHz)	MCS Index	Channel	MCS Index						
		MCS0		MCS1	MCS2	MCS3	MCS4	MCS5	MCS6	MCS7
CH 038	5190	15.40	CH 046	18.10	18.10	18.10	18.10	18.10	18.10	18.10
CH 046	5230	18.30								
CH 054	5270	18.30	CH 054	18.20	18.20	18.20	18.20	18.20	18.20	18.20
CH 062	5310	13.70								
CH 102	5510	16.20	CH 110	17.70	17.70	17.70	17.70	17.70	17.70	17.70
CH 110	5550	18.10								
CH 134	5670	18.10								
*CH 142	5710	18.10								

Note: The above Frequency and Channel in "*" were straddle Channel.

802.11ac VHT20 RF Output Power (dBm)										
Power vs. Channel			Power vs Data Rate							
Channel	Frequency (MHz)	MCS Index	Channel	MCS Index						
		MCS0		MCS1	MCS2	MCS3	MCS4	MCS5	MCS6	MCS7
CH 036	5180	17.50	CH 044	18.20	18.20	18.20	18.20	18.20	18.20	18.20
CH 044	5220	18.40								
CH 048	5240	18.40								
CH 052	5260	18.30	CH 060	18.20	18.20	18.20	18.20	18.20	18.20	18.20
CH 060	5300	18.30								
CH 064	5320	16.60								
CH 100	5500	18.40	CH 100	18.20	18.30	18.30	18.30	18.30	18.30	18.30
CH 116	5580	18.20								
CH 140	5700	15.20								
*CH 144	5720	18.20								

Note: The above Frequency and Channel in "*" were straddle Channel.



802.11ac VHT40 RF Output Power (dBm)												
Power vs. Channel			Power vs Data Rate									
Channel	Frequency (MHz)	MCS Index	Channel	MCS Index								
		MCS0		MCS1	MCS2	MCS3	MCS4	MCS5	MCS6	MCS7	MCS8	MCS9
CH 038	5190	15.50	CH 046	18.20	18.20	18.20	18.20	18.20	18.20	18.20	18.20	18.20
CH 046	5230	18.40										
CH 054	5270	18.40	CH 054	18.30	18.30	18.30	18.30	18.30	18.30	18.30	18.30	18.30
CH 062	5310	13.80										
CH 102	5510	16.30	CH 110	17.80	17.80	17.80	17.80	17.80	17.80	17.80	17.80	17.80
CH 110	5550	18.20										
CH 134	5670	18.20										
*CH 142	5710	18.20										

Note: The above Frequency and Channel in "*" were straddle Channel.

802.11ac VHT80 RF Output Power (dBm)												
Power vs. Channel			Power vs Data Rate									
Channel	Frequency (MHz)	MCS Index	Channel	MCS Index								
		MCS0		MCS1	MCS2	MCS3	MCS4	MCS5	MCS6	MCS7	MCS8	MCS9
CH 042	5210	14.10	CH 042	13.90	13.90	13.90	13.80	13.80	13.80	13.80	13.80	13.80
CH 058	5290	9.80	CH 058	9.60	9.70	9.70	9.70	9.60	9.60	9.60	9.60	9.60
CH 106	5530	14.30	CH 122	17.90	17.90	17.90	17.90	17.90	17.90	17.90	17.90	17.90
CH 122	5610	18.30										
*CH 138	5690	18.20										

Note: The above Frequency and Channel in "*" were straddle Channel.



MIMO <Ant. 1+2>

802.11a RF Output Power (dBm)										
Power vs. Channel			Power vs Data Rate							
Channel	Frequency (MHz)	Data Rate (bps)	Channel	Data Rate (bps)						
		6M		9M	12M	18M	24M	36M	48M	54M
CH 036	5180	19.66	CH 048	20.96	20.91	20.96	20.91	20.91	20.96	20.96
CH 044	5220	20.76								
CH 048	5240	21.11								
CH 052	5260	21.01	CH 064	21.01	21.01	21.01	20.96	21.01	21.01	21.01
CH 060	5300	20.76								
CH 064	5320	21.11								
CH 100	5500	20.86	CH 100	20.76	20.76	20.81	20.81	20.81	20.81	20.81
CH 116	5580	20.17								
CH 140	5700	20.51								
*CH 144	5720	20.46								

Note: The above Frequency and Channel in "*" were straddle Channel.

802.11n HT20 RF Output Power (dBm)										
Power vs. Channel			Power vs Data Rate							
Channel	Frequency (MHz)	MCS Index	Channel	MCS Index						
		MCS0		MCS1	MCS2	MCS3	MCS4	MCS5	MCS6	MCS7
CH 036	5180	19.01	CH 048	21.21	21.26	21.26	21.26	21.31	21.31	21.31
CH 044	5220	21.01								
CH 048	5240	21.36								
CH 052	5260	21.26	CH 052	21.06	21.11	21.11	21.16	21.11	21.16	21.11
CH 060	5300	21.21								
CH 064	5320	21.06								
CH 100	5500	20.76	CH 144	20.76	20.76	20.81	20.81	20.81	20.81	20.81
CH 116	5580	20.56								
CH 140	5700	17.81								
*CH 144	5720	20.86								

Note: The above Frequency and Channel in "*" were straddle Channel.



802.11n HT40 RF Output Power (dBm)										
Power vs. Channel			Power vs Data Rate							
Channel	Frequency (MHz)	MCS Index	Channel	MCS Index						
		MCS0		MCS1	MCS2	MCS3	MCS4	MCS5	MCS6	MCS7
CH 038	5190	17.56	CH 046	21.31	21.26	21.31	21.31	21.31	21.31	21.31
CH 046	5230	21.36								
CH 054	5270	21.17	CH 054	21.06	20.96	21.11	21.11	21.11	21.11	21.06
CH 062	5310	15.71								
CH 102	5510	19.11	CH 110	21.01	21.06	21.11	21.11	21.16	21.16	21.11
CH 110	5550	21.36								
CH 134	5670	19.76								
*CH 142	5710	21.36								

Note: The above Frequency and Channel in "*" were straddle Channel.

802.11ac VHT20 RF Output Power (dBm)											
Power vs. Channel			Power vs Data Rate								
Channel	Frequency (MHz)	MCS Index	Channel	MCS Index							
		MCS0		MCS1	MCS2	MCS3	MCS4	MCS5	MCS6	MCS7	MCS8
CH 036	5180	19.11	CH 048	21.31	21.36	21.36	21.36	21.41	21.41	21.41	
CH 044	5220	21.11									
CH 048	5240	21.46									
CH 052	5260	21.36	CH 052	21.16	21.21	21.21	21.26	21.21	21.26	21.21	
CH 060	5300	21.31									
CH 064	5320	21.16									
CH 100	5500	20.86	CH 144	20.86	20.86	20.91	20.91	20.91	20.91	20.86	
CH 116	5580	20.66									
CH 140	5700	17.91									
*CH 144	5720	20.96									

Note: The above Frequency and Channel in "*" were straddle Channel.



802.11ac VHT40 RF Output Power (dBm)												
Power vs. Channel			Power vs Data Rate									
Channel	Frequency (MHz)	MCS Index	Channel	MCS Index								
		MCS0		MCS1	MCS2	MCS3	MCS4	MCS5	MCS6	MCS7	MCS8	MCS9
CH 038	5190	17.66	CH 046	21.41	21.36	21.41	21.41	21.41	21.41	21.41	21.41	21.41
CH 046	5230	21.46										
CH 054	5270	21.27	CH 054	21.16	21.06	21.21	21.21	21.21	21.21	21.16	21.21	21.16
CH 062	5310	15.81										
CH 102	5510	19.21	CH 110	21.11	21.16	21.21	21.21	21.26	21.26	21.21	21.26	21.21
CH 110	5550	21.46										
CH 134	5670	19.86										
*CH 142	5710	21.46										

Note: The above Frequency and Channel in "*" were straddle Channel.

802.11ac VHT80 RF Output Power (dBm)												
Power vs. Channel			Power vs Data Rate									
Channel	Frequency (MHz)	MCS Index	Channel	MCS Index								
		MCS0		MCS1	MCS2	MCS3	MCS4	MCS5	MCS6	MCS7	MCS8	MCS9
CH 042	5210	11.16	CH 042	11.11	11.12	11.11	11.12	11.07	11.11	11.06	11.06	11.11
CH 058	5290	12.21	CH 058	12.16	12.16	12.16	12.16	12.16	12.16	12.16	12.16	12.16
CH 106	5530	17.16	CH 122	21.01	21.06	21.06	21.06	21.01	21.06	21.06	21.06	21.06
CH 122	5610	21.41										
*CH 138	5690	21.26										

Note: The above Frequency and Channel in "*" were straddle Channel.



<TXBF Mode>

MIMO <Ant. 1+2>

802.11ac VHT20 RF Output Power (dBm)											
Power vs. Channel			Power vs Data Rate								
Channel	Frequency (MHz)	MCS Index	Channel	MCS Index							
		MCS0		MCS1	MCS2	MCS3	MCS4	MCS5	MCS6	MCS7	MCS8
CH 036	5180	21.26	CH 036	21.21	21.21	21.21	21.16	21.16	21.16	21.21	21.21
CH 044	5220	21.21									
CH 048	5240	21.21									
CH 052	5260	21.11	CH 060	21.06	21.11	21.11	21.11	21.11	21.11	21.06	21.06
CH 060	5300	21.16									
CH 064	5320	20.76									
CH 100	5500	20.46	CH 116	20.51	20.56	20.56	20.56	20.56	20.56	20.51	20.51
CH 116	5580	20.61									
CH 140	5700	17.56									
*CH 144	5720	20.56									

Note: The above Frequency and Channel in "*" were straddle Channel.

802.11ac VHT40 RF Output Power (dBm)												
Power vs. Channel			Power vs Data Rate									
Channel	Frequency (MHz)	MCS Index	Channel	MCS Index								
		MCS0		MCS1	MCS2	MCS3	MCS4	MCS5	MCS6	MCS7	MCS8	MCS9
CH 038	5190	18.56	CH 046	21.36	21.31	21.31	21.36	21.41	21.31	21.31	21.36	21.26
CH 046	5230	21.46										
CH 054	5270	21.41	CH 054	21.36	21.31	21.31	21.26	21.26	21.31	21.31	21.26	21.26
CH 062	5310	16.06										
CH 102	5510	15.06	CH 110	21.36	21.36	21.36	21.36	21.36	21.31	21.31	21.31	21.26
CH 110	5550	21.41										
CH 134	5670	17.32										
*CH 142	5710	21.26										

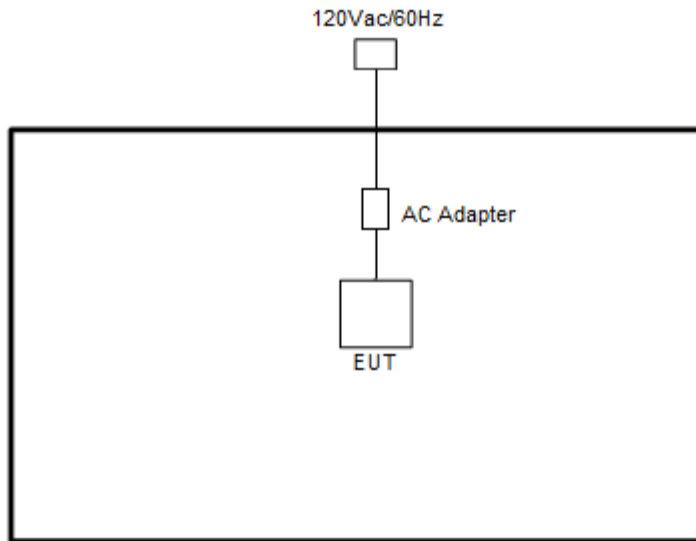
Note: The above Frequency and Channel in "*" were straddle Channel.

802.11ac VHT80 RF Output Power (dBm)												
Power vs. Channel			Power vs Data Rate									
Channel	Frequency (MHz)	MCS Index	Channel	MCS Index								
		MCS0		MCS1	MCS2	MCS3	MCS4	MCS5	MCS6	MCS7	MCS8	MCS9
CH 042	5210	18.16	CH 042	18.06	18.01	18.07	18.06	18.07	18.11	18.06	18.06	18.07
CH 058	5290	13.76	CH 058	13.66	13.61	13.66	13.66	13.66	13.71	13.66	13.66	13.66
CH 106	5530	17.86	CH 122	21.26	21.21	21.26	21.26	21.26	21.31	21.26	21.26	21.26
CH 122	5610	21.36										
*CH 138	5690	21.26										

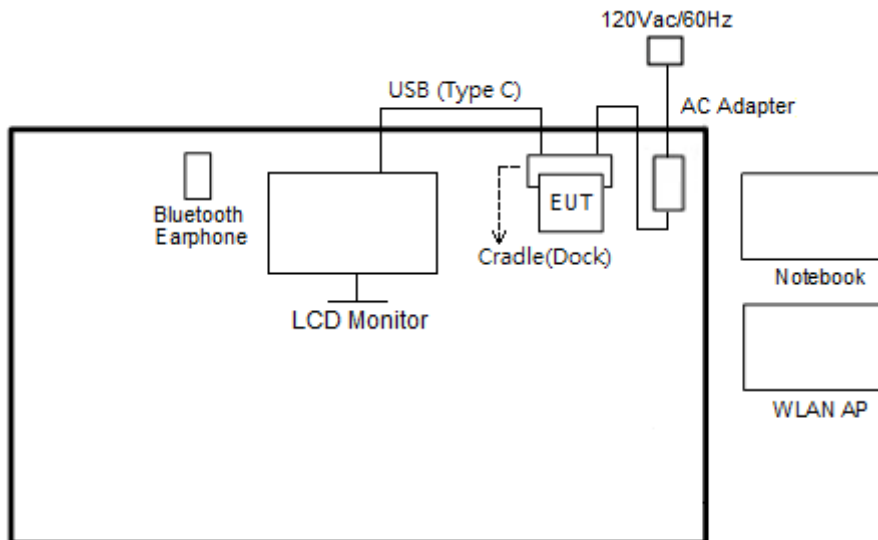
Note: The above Frequency and Channel in "*" were straddle Channel.

2.3 Connection Diagram of Test System

<WLAN Tx Mode>



<AC Conducted Emission Mode>



2.4 Support Unit used in test configuration and system

Item	Equipment	Trade Name	Model Name	FCC ID	Data Cable	Power Cord
1.	Bluetooth Earphone	Sony Ericsson	MW600	PY7DDA-2029	N/A	N/A
2.	WLAN AP	ASUS	RT-AC66U	MSQ-RTAC66U	N/A	Unshielded, 1.8 m
3.	Notebook	DELL	Latitude E6320	FCC DoC/ Contains FCC ID: QDS-BRCM1054	N/A	AC I/P: Unshielded, 1.2 m DC O/P: Shielded, 1.8 m
4.	LCD Monitor	DELL	P2715Qt	FCC DoC	Shielded, 1.6 m	Unshielded, 1.8 m
5.	SD Card	SanDisk	MicroSD HC	FCC DoC	N/A	N/A

2.5 EUT Operation Test Setup

The RF test items, utility “QRCT_qud.win.1.1_installer_10044.7” was installed in Notebook which was programmed in order to make the EUT get into the engineering modes to provide channel selection, power level, data rate and the application type and for continuous transmitting signals.

For TXBF mode, the modulation modes and data rates manipulated by the command lines in the engineering program made the EUT link to another EUT by power under the normal operation. The “adb” software tool was used to enable the EUT to transmit signals continuously.

2.6 Measurement Results Explanation Example

For all conducted test items:

The offset level is set in the spectrum analyzer to compensate the RF cable loss and attenuator factor between EUT conducted output port and spectrum analyzer. With the offset compensation, the spectrum analyzer reading level is exactly the EUT RF output level.

Example :

The spectrum analyzer offset is derived from RF cable loss and attenuator factor.

Offset = RF cable loss + attenuator factor.

Following shows an offset computation example with cable loss 4.2 dB and 10dB attenuator.

$$\begin{aligned} \text{Offset(dB)} &= \text{RF cable loss(dB)} + \text{attenuator factor(dB)}. \\ &= 4.2 + 10 = 14.2 \text{ (dB)} \end{aligned}$$

3 Test Result

3.1 26dB & 99% Occupied Bandwidth Measurement

3.1.1 Description of 26dB & 99% Occupied Bandwidth

This section is for reporting purpose only.

There is no restriction limits for bandwidth.

For Straddle Channel, according to KDB 789033 D02 General UNII Test Procedures New Rules v02r01, if the power and PSD of the devices are uniform and comply with the lower limits specified for the U-NII-2 bands, a single measurement over the entire emission bandwidth can be performed to show compliance.

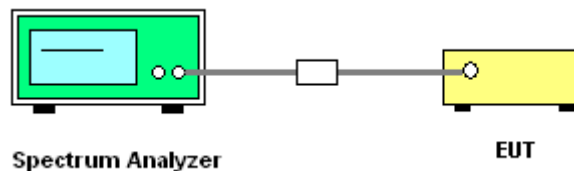
3.1.2 Measuring Instruments

See list of measuring equipment of this test report.

3.1.3 Test Procedures

1. The testing follows FCC KDB 789033 D02 General UNII Test Procedures New Rules v02r01. Section C) Emission bandwidth
2. Set RBW = approximately 1% of the emission bandwidth.
3. Set the VBW > RBW.
4. Detector = Peak.
5. Trace mode = max hold
6. Measure the maximum width of the emission that is 26 dB down from the peak of the emission. Compare this with the RBW setting of the analyzer. Readjust RBW and repeat measurement as needed until the RBW/EBW ratio is approximately 1%.
7. For 99% Bandwidth Measurement, the spectrum analyzer's resolution bandwidth (RBW) is set 1-5% of the emission bandwidth and set the Video bandwidth (VBW) $\geq 3 * RBW$.
8. Measure and record the results in the test report.

3.1.4 Test Setup





3.1.5 Test Result of 26dB & 99% Occupied Bandwidth

<CDD Mode>

Test Engineer :	Creed Wu and Shiming Liu	Temperature :	21~25°C
		Relative Humidity :	51~54%

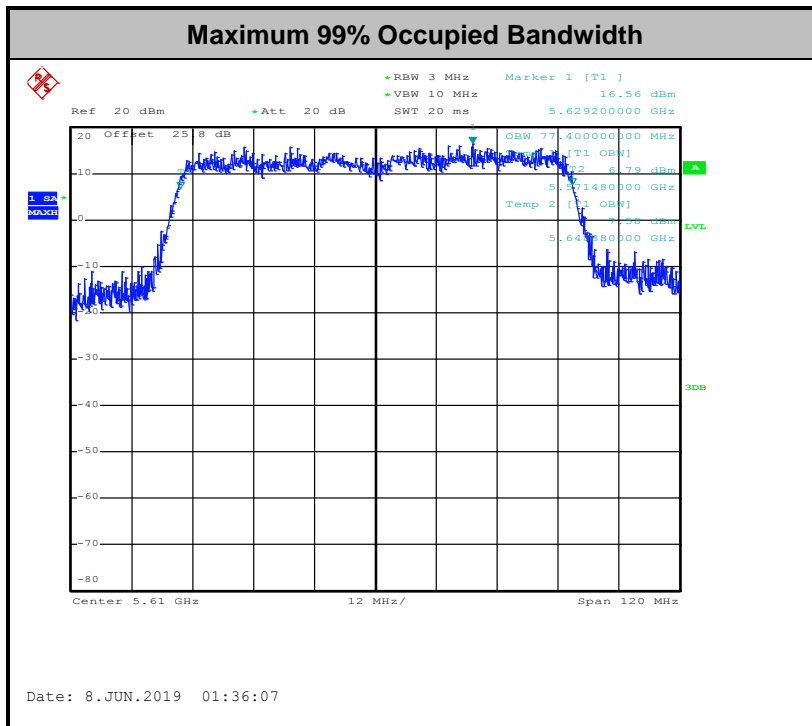
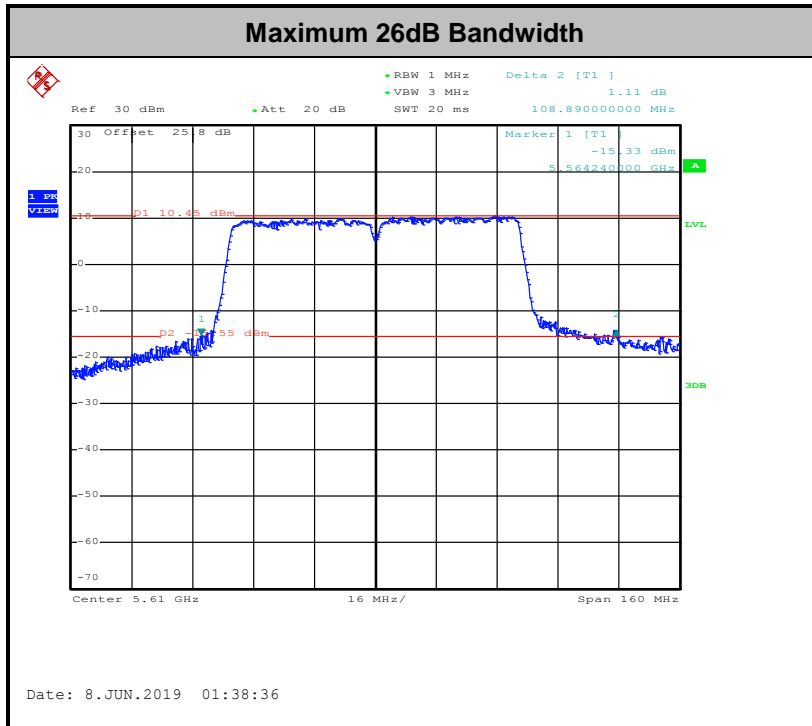
Band I													
Mod.	Data Rate	NTX	CH.	Freq. (MHz)	99% Bandwidth (MHz)		26 dB Bandwidth (MHz)		IC 99% Bandwidth Power Limit (dBm)		IC 99% Bandwidth EIRP Limit (dBm)		Note
					Ant 1	Ant 2	Ant 1	Ant 2	Ant 1	Ant 2	Ant 1	Ant 2	
11a	6Mbps	1	36	5180	16.85	16.90	26.05	28.90	-	-	22.27	22.28	
11a	6Mbps	1	44	5220	17.00	17.05	29.25	33.90	-	-	22.30	22.32	
11a	6Mbps	1	48	5240	17.00	17.00	29.85	35.35	-	-	22.30	22.30	
VHT20	MCS0	1	36	5180	18.05	18.10	26.00	29.00	-	-	22.56	22.58	
VHT20	MCS0	1	44	5220	18.15	18.20	29.65	34.21	-	-	22.59	22.60	
VHT20	MCS0	1	48	5240	18.10	18.15	29.70	35.85	-	-	22.58	22.59	
VHT40	MCS0	1	38	5190	36.90	37.00	44.10	43.70	-	-	23.01	23.01	
VHT40	MCS0	1	46	5230	36.90	37.00	64.74	72.27	-	-	23.01	23.01	
VHT80	MCS0	1	42	5210	77.04	77.16	86.08	85.76	-	-	23.01	23.01	
11a	6Mbps	2	36	5180	16.80	16.75	25.05	25.30	-	-	22.24		
11a	6Mbps	2	44	5220	16.95	16.80	28.00	28.40	-	-	22.25		
11a	6Mbps	2	48	5240	16.95	16.90	30.20	34.60	-	-	22.28		
VHT20	MCS0	2	36	5180	18.05	18.00	25.65	26.45	-	-	22.55		
VHT20	MCS0	2	44	5220	18.00	18.05	31.85	35.25	-	-	22.55		
VHT20	MCS0	2	48	5240	18.05	18.15	33.60	38.35	-	-	22.56		
VHT40	MCS0	2	38	5190	37.00	36.80	43.38	42.94	-	-	23.01		
VHT40	MCS0	2	46	5230	37.00	37.00	70.28	65.07	-	-	23.01		
VHT80	MCS0	2	42	5210	77.16	77.16	94.12	84.92	-	-	23.01		



Band II															
Mod.	Data Rate	NTX	CH.	Freq. (MHz)	99% Bandwidth (MHz)		26 dB Bandwidth (MHz)		IC 99% Bandwidth Power Limit (dBm)		IC 99% Bandwidth EIRP Limit (dBm)		FCC 26dB Bandwidth Power Limit (dBm)		Note
					Ant 1	Ant 2	Ant 1	Ant 2	Ant 1	Ant 2	Ant 1	Ant 2	Ant 1	Ant 2	
11a	6Mbps	1	52	5260	16.85	17.10	29.15	36.40	23.27	23.33	29.27	29.33	23.98	23.98	
11a	6Mbps	1	60	5300	16.95	17.05	28.10	35.10	23.29	23.32	29.29	29.32	23.98	23.98	
11a	6Mbps	1	64	5320	16.80	16.90	26.90	30.40	23.25	23.28	29.25	29.28	23.98	23.98	
VHT20	MCS0	1	52	5260	18.10	18.20	29.10	38.25	23.58	23.60	29.58	29.60	23.98	23.98	
VHT20	MCS0	1	60	5300	18.10	18.25	29.00	37.15	23.58	23.61	29.58	29.61	23.98	23.98	
VHT20	MCS0	1	64	5320	18.00	18.10	25.40	26.95	23.55	23.58	29.55	29.58	23.98	23.98	
VHT40	MCS0	1	54	5270	37.10	37.30	54.95	68.67	23.98	23.98	30.00	30.00	23.98	23.98	
VHT40	MCS0	1	62	5310	36.80	37.00	43.74	43.92	23.98	23.98	30.00	30.00	23.98	23.98	
VHT80	MCS0	1	58	5290	77.04	77.16	86.40	86.72	23.98	23.98	30.00	30.00	23.98	23.98	
11a	6Mbps	2	52	5260	16.85	16.95	31.30	35.85	23.27		29.27		23.98		
11a	6Mbps	2	60	5300	16.90	16.95	30.65	33.40	23.28		29.28		23.98		
11a	6Mbps	2	64	5320	16.90	16.95	28.50	36.70	23.28		29.28		23.98		
VHT20	MCS0	2	52	5260	18.10	18.20	34.40	39.40	23.58		29.58		23.98		
VHT20	MCS0	2	60	5300	18.05	18.20	29.95	38.95	23.56		29.56		23.98		
VHT20	MCS0	2	64	5320	18.00	18.10	32.40	39.00	23.55		29.55		23.98		
VHT40	MCS0	2	54	5270	37.10	37.20	56.98	69.48	23.98		30.00		23.98		
VHT40	MCS0	2	62	5310	37.00	36.80	43.74	43.50	23.98		30.00		23.98		
VHT80	MCS0	2	58	5290	76.92	77.28	105.12	84.94	23.98		30.00		23.98		



Band III																
Mod.	Data Rate	NTX	CH.	Freq. (MHz)	99% Bandwidth In U-NII 2C (MHz)		26 dB Bandwidth In U-NII 2C (MHz)		IC 99% Bandwidth Power Limit (dBm)		IC 99% Bandwidth EIRP Limit (dBm)		FCC 26dB Bandwidth Power Limit (dBm)		6 dB Bandwidth for Straddle Channel (MHz)	
					Ant 1	Ant 2	Ant 1	Ant 2	Ant 1	Ant 2	Ant 1	Ant 2	Ant 1	Ant 2	Ant 1	Ant 2
11a	6Mbps	1	100	5500	16.90	16.95	27.80	35.25	23.28	23.29	29.28	29.29	23.98	23.98	----	----
11a	6Mbps	1	116	5580	16.85	16.95	28.15	32.75	23.27	23.29	29.27	29.29	23.98	23.98	----	----
11a	6Mbps	1	140	5700	16.85	16.80	24.80	24.70	23.27	23.25	29.27	29.25	23.98	23.98	----	----
11a	6Mbps	1	144	5720	13.50	13.45	19.90	20.45	22.30	22.29	28.30	28.29	23.98	23.98	3.15	3.15
VHT20	MCS0	1	100	5500	18.05	18.05	29.10	38.85	23.56	23.56	29.56	29.56	23.98	23.98	----	----
VHT20	MCS0	1	116	5580	18.10	18.05	28.95	33.10	23.58	23.56	29.58	29.56	23.98	23.98	----	----
VHT20	MCS0	1	140	5700	18.00	18.00	25.55	25.65	23.55	23.55	29.55	29.55	23.98	23.98	----	----
VHT20	MCS0	1	144	5720	14.05	14.00	20.45	19.75	22.48	22.46	28.48	28.46	23.98	23.96	3.8	3.8
VHT40	MCS0	1	102	5510	37.10	36.90	43.45	43.83	23.98	23.98	30.00	30.00	23.98	23.98	----	----
VHT40	MCS0	1	110	5550	37.10	37.20	49.77	69.67	23.98	23.98	30.00	30.00	23.98	23.98	----	----
VHT40	MCS0	1	134	5670	37.20	36.90	72.00	55.80	23.98	23.98	30.00	30.00	23.98	23.98	----	----
VHT40	MCS0	1	142	5710	33.50	33.50	44.25	43.89	23.98	23.98	30.00	30.00	23.98	23.98	3.15	3.18
VHT80	MCS0	1	106	5530	77.16	77.28	86.08	85.76	23.98	23.98	30.00	30.00	23.98	23.98	----	----
VHT80	MCS0	1	122	5610	77.40	77.40	108.89	99.88	23.98	23.98	30.00	30.00	23.98	23.98	----	----
VHT80	MCS0	1	138	5690	73.52	73.52	77.00	78.54	23.98	23.98	30.00	30.00	23.98	23.98	3.18	3.18
11a	6Mbps	2	100	5500	16.85	16.85	25.50	32.95	23.27		29.27		23.98		----	----
11a	6Mbps	2	116	5580	16.85	16.75	28.05	25.65	23.24		29.24		23.98		----	----
11a	6Mbps	2	140	5700	16.90	16.75	33.00	25.25	23.24		29.24		23.98		----	----
11a	6Mbps	2	144	5720	13.50	13.40	22.20	18.35	22.27		28.27		23.64		3.15	3.15
VHT20	MCS0	2	100	5500	18.05	18.15	29.35	31.45	23.56		29.56		23.98		----	----
VHT20	MCS0	2	116	5580	18.10	18.00	29.20	29.00	23.55		29.55		23.98		----	----
VHT20	MCS0	2	140	5700	18.05	18.00	25.30	25.85	23.55		29.55		23.98		----	----
VHT20	MCS0	2	144	5720	14.05	14.00	23.35	19.95	22.46		28.46		23.98		3.8	3.8
VHT40	MCS0	2	102	5510	37.00	36.90	43.56	43.74	23.98		30.00		23.98		----	----
VHT40	MCS0	2	110	5550	37.10	37.00	60.66	53.03	23.98		30.00		23.98		----	----
VHT40	MCS0	2	134	5670	37.10	36.90	54.77	43.56	23.98		30.00		23.98		----	----
VHT40	MCS0	2	142	5710	33.40	33.40	44.29	49.20	23.98		30.00		23.98		3.09	3.15
VHT80	MCS0	2	106	5530	77.16	77.16	85.76	84.70	23.98		30.00		23.98		----	----
VHT80	MCS0	2	122	5610	77.28	77.28	108.44	94.58	23.98		30.00		23.98		----	----
VHT80	MCS0	2	138	5690	73.52	73.64	77.50	77.56	23.98		30.00		23.98		3.24	3.18



Note: The occupied channel bandwidth is maintained within the band of operation for all of the modulations.



<TXBF Mode>

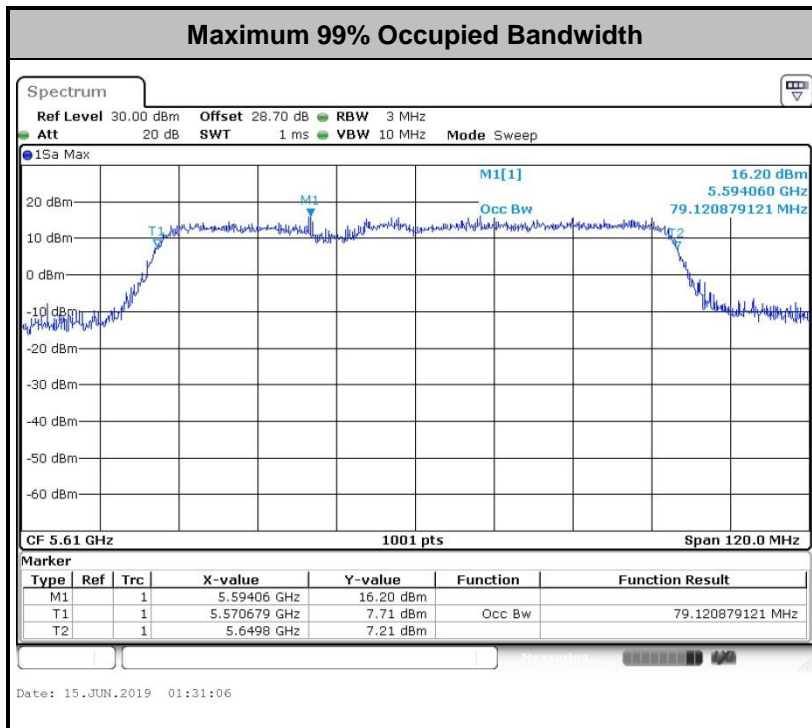
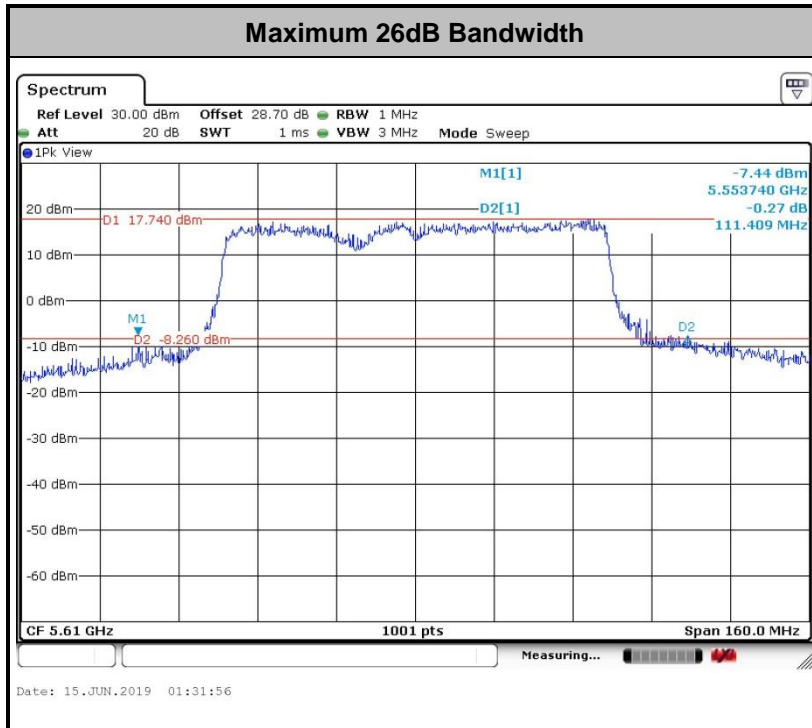
Test Engineer :	Kai Liao	Temperature :	21~25°C
		Relative Humidity :	51~54%

Band I													
Mod.	Data Rate	NTX	CH.	Freq. (MHz)	99% Bandwidth (MHz)		26 dB Bandwidth (MHz)		IC 99% Bandwidth Power Limit (dBm)		IC 99% Bandwidth EIRP Limit (dBm)		Note
					Ant 1	Ant 2	Ant 1	Ant 2	Ant 1	Ant 2	Ant 1	Ant 2	
VHT20	MCS0	2	36	5180	18.08	18.08	32.47	31.92	-	-	22.57		-
VHT20	MCS0	2	44	5220	17.98	18.03	28.92	31.77	-	-	22.55		
VHT20	MCS0	2	48	5240	18.03	18.03	28.17	36.86	-	-	22.56		
VHT40	MCS0	2	38	5190	37.06	37.26	43.16	43.43	-	-	23.01		
VHT40	MCS0	2	46	5230	37.46	37.66	73.46	65.01	-	-	23.01		
VHT80	MCS0	2	42	5210	78.28	78.04	85.67	86.95	-	-	23.01		

Band II														
Mod.	Data Rate	NTX	CH.	Freq. (MHz)	99% Bandwidth (MHz)		26 dB Bandwidth (MHz)		IC 99% Bandwidth Power Limit (dBm)		IC 99% Bandwidth EIRP Limit (dBm)		FCC 26dB Bandwidth Power Limit (dBm)	Note
					Ant 1	Ant 2	Ant 1	Ant 2	Ant 1	Ant 2	Ant 1	Ant 2	Ant 1	
VHT20	MCS0	2	52	5260	17.98	18.08	27.29	34.07	23.55		29.55		23.98	-
VHT20	MCS0	2	60	5300	17.98	18.03	29.42	35.16	23.55		29.55		23.98	
VHT20	MCS0	2	64	5320	18.03	17.98	26.32	27.07	23.55		29.55		23.98	
VHT40	MCS0	2	54	5270	37.46	37.76	71.30	63.93	23.98		30.00		23.98	
VHT40	MCS0	2	62	5310	37.06	37.06	45.94	46.12	23.98		30.00		23.98	
VHT80	MCS0	2	58	5290	78.28	78.16	85.04	88.71	23.98		30.00		23.98	



Band III																
Mod.	Data Rate	NTX	CH.	Freq. (MHz)	99% Bandwidth In U-NII 2C (MHz)		26 dB Bandwidth In U-NII 2C (MHz)		IC 99% Bandwidth Power Limit (dBm)		IC 99% Bandwidth EIRP Limit (dBm)		FCC 26dB Bandwidth Power Limit (dBm)		6 dB Bandwidth for Straddle Channel (MHz)	
					Ant 1	Ant 2	Ant 1	Ant 2	Ant 1	Ant 2	Ant 1	Ant 2	Ant 1	Ant 2	Ant 1	Ant 2
VHT20	MCS0	2	100	5500	18.03	17.98	27.57	25.12	23.55	29.55	23.98	---	---			
VHT20	MCS0	2	116	5580	18.03	17.98	27.92	25.27	23.55	29.55	23.98	---	---			
VHT20	MCS0	2	140	5700	17.98	17.93	25.12	33.97	23.54	29.54	23.98	---	---			
VHT20	MCS0	2	144	5720	13.99	13.94	18.44	17.59	22.44	28.44	23.45	3.891	3.8413			
VHT40	MCS0	2	102	5510	37.36	37.36	45.49	44.69	23.98	30.00	23.98	---	---			
VHT40	MCS0	2	110	5550	38.36	37.46	76.51	53.59	23.98	30.00	23.98	---	---			
VHT40	MCS0	2	134	5670	37.26	37.26	46.21	44.51	23.98	30.00	23.98	---	---			
VHT40	MCS0	2	142	5710	33.98	34.18	51.68	58.70	23.98	30.00	23.98	3.1618	3.1618			
VHT80	MCS0	2	106	5530	78.64	78.88	89.83	90.63	23.98	30.00	23.98	---	---			
VHT80	MCS0	2	122	5610	79.12	79.00	111.41	87.91	23.98	30.00	23.98	---	---			
VHT80	MCS0	2	138	5690	74.20	74.32	81.99	86.31	23.98	30.00	23.98	3.683	4.002			



Note: The occupied channel bandwidth is maintained within the band of operation for all of the modulations.



3.2 Maximum Conducted Output Power Measurement

3.2.1 Limit of Maximum Conducted Output Power

<FCC 14-30 CFR 15.407>

For the 5.15–5.25 GHz bands:

- For mobile and portable client devices in the 5.15–5.25 GHz band, the maximum conducted output power over the frequency band of operation shall not exceed 250 mW. For an indoor access point operating in the band 5.15-5.25 GHz, the maximum conducted output power over the frequency band of operation shall not exceed 1 W.

For the 5.25–5.725 GHz bands:

- The maximum conducted output power over the frequency bands of operation shall not exceed the lesser of 250 mW or $11 \text{ dBm} + 10 \log B$, where B is the 26 dB emission bandwidth in megahertz.

For Straddle Channel, according to KDB 789033 D02 General UNII Test Procedures New Rules v02r01, if the power and PSD of the devices are uniform and comply with the lower limits specified for the U-NII-2 bands, a single measurement over the entire emission bandwidth can be performed to show compliance.

If transmitting antennas of directional gain greater than 6 dBi are used, the peak output power shall be reduced by the amount in dB that the directional gain of the antenna exceeds 6 dBi.

Note that U-NII-2 band, devices with a maximum e.i.r.p. greater than 500 mW shall implement TPC in order to have the capability to operate at least 6 dB below the maximum permitted e.i.r.p. of 1 W.

3.2.2 Measuring Instruments

See list of measuring equipment of this test report.

3.2.3 Test Procedures

<CDD Modes>

The testing follows Method PM of FCC KDB 789033 D02 General UNII Test Procedures New Rules v02r01.

Method PM (Measurement using an RF average power meter):

1. Measurement is performed using a wideband RF power meter.
2. The EUT is configured to transmit continuously with a consistent duty cycle at its maximum power control level.
3. Measure the average power of the transmitter, and the average power is corrected with duty factor, $10 \log(1/x)$, where x is the duty cycle.

<TXBF Modes>

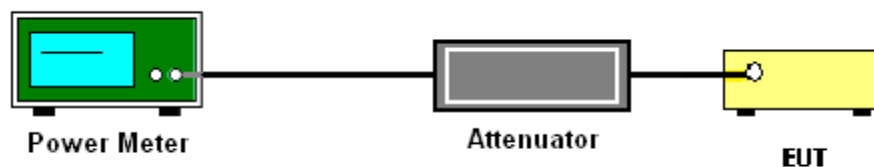
The testing follows Method PM-G of FCC KDB 789033 D02 General UNII Test Procedures New Rules v02r01 for TXBF modes.

Method PM-G (Measurement using a gated RF average power meter):

1. Measurement is performed using a wideband RF power meter.
2. The EUT is configured to transmit at its maximum power control level.
3. Measure the average power of the transmitter
4. Since the measurement is made only during the ON time of the transmitter, no duty cycle correction factor is required.

For Straddle Channel, according to KDB 789033 D02 General UNII Test Procedures New Rules v02r01, if the power and PSD of the devices are uniform and comply with the lower limits specified for the U-NII-2 bands, a single measurement over the entire emission bandwidth can be performed to show compliance.

3.2.4 Test Setup





3.2.5 Test Result of Maximum Conducted Output Power

<CDD Mode>

Test Engineer :	Creed Wu and Shiming Liu	Temperature :	21~25°C
		Relative Humidity :	51~54%

FCC Band I												
Mod.	Data Rate	NTX	CH.	Freq. (MHz)	Average Conducted Power (dBm)			FCC Conducted Power Limit (dBm)		DG (dBi)		Pass/Fail
					Ant 1	Ant 2	SUM	Ant 1	Ant 2	Ant 1	Ant 2	
11a	6Mbps	1	36	5180	18.10	18.10		24.00	24.00	3.85	2.18	Pass
11a	6Mbps	1	44	5220	18.40	18.40		24.00	24.00	3.85	2.18	Pass
11a	6Mbps	1	48	5240	18.40	18.40		24.00	24.00	3.85	2.18	Pass
HT20	MCS0	1	36	5180	17.40	17.40		24.00	24.00	3.85	2.18	Pass
HT20	MCS0	1	44	5220	18.30	18.30		24.00	24.00	3.85	2.18	Pass
HT20	MCS0	1	48	5240	18.30	18.30		24.00	24.00	3.85	2.18	Pass
HT40	MCS0	1	38	5190	15.20	15.40		24.00	24.00	3.85	2.18	Pass
HT40	MCS0	1	46	5230	18.30	18.30		24.00	24.00	3.85	2.18	Pass
VHT20	MCS0	1	36	5180	17.50	17.50		24.00	24.00	3.85	2.18	Pass
VHT20	MCS0	1	44	5220	18.40	18.40		24.00	24.00	3.85	2.18	Pass
VHT20	MCS0	1	48	5240	18.40	18.40		24.00	24.00	3.85	2.18	Pass
VHT40	MCS0	1	38	5190	15.30	15.50		24.00	24.00	3.85	2.18	Pass
VHT40	MCS0	1	46	5230	18.40	18.40		24.00	24.00	3.85	2.18	Pass
VHT80	MCS0	1	42	5210	13.80	14.10		24.00	24.00	3.85	2.18	Pass
11a	6Mbps	2	36	5180	16.60	16.70	19.66	24.00		3.85		Pass
11a	6Mbps	2	44	5220	17.80	17.70	20.76	24.00		3.85		Pass
11a	6Mbps	2	48	5240	18.10	18.10	21.11	24.00		3.85		Pass
HT20	MCS0	2	36	5180	15.90	16.10	19.01	24.00		3.85		Pass
HT20	MCS0	2	44	5220	18.00	18.00	21.01	24.00		3.85		Pass
HT20	MCS0	2	48	5240	18.40	18.30	21.36	24.00		3.85		Pass
HT40	MCS0	2	38	5190	14.40	14.70	17.56	24.00		3.85		Pass
HT40	MCS0	2	46	5230	18.40	18.30	21.36	24.00		3.85		Pass
VHT20	MCS0	2	36	5180	16.00	16.20	19.11	24.00		3.85		Pass
VHT20	MCS0	2	44	5220	18.10	18.10	21.11	24.00		3.85		Pass
VHT20	MCS0	2	48	5240	18.50	18.40	21.46	24.00		3.85		Pass
VHT40	MCS0	2	38	5190	14.50	14.80	17.66	24.00		3.85		Pass
VHT40	MCS0	2	46	5230	18.50	18.40	21.46	24.00		3.85		Pass
VHT80	MCS0	2	42	5210	8.00	8.30	11.16	24.00		3.85		Pass



FCC Band II													
Mod.	Data Rate	NTX	CH.	Freq. (MHz)	Average Conducted Power (dBm)			FCC Conducted Power Limit (dBm)		DG (dBi)		EIRP Power Limit (dBm)	Pass/Fail
					Ant 1	Ant 2	SUM	Ant 1	Ant 2	Ant 1	Ant 2		
11a	6Mbps	1	52	5260	18.40	18.30		23.98	23.98	3.85	2.55	30	Pass
11a	6Mbps	1	60	5300	18.20	18.30		23.98	23.98	3.85	2.55	30	Pass
11a	6Mbps	1	64	5320	17.50	17.60		23.98	23.98	3.85	2.55	30	Pass
HT20	MCS0	1	52	5260	18.30	18.20		23.98	23.98	3.85	2.55	30	Pass
HT20	MCS0	1	60	5300	18.10	18.20		23.98	23.98	3.85	2.55	30	Pass
HT20	MCS0	1	64	5320	16.40	16.50		23.98	23.98	3.85	2.55	30	Pass
HT40	MCS0	1	54	5270	18.20	18.30		23.98	23.98	3.85	2.55	30	Pass
HT40	MCS0	1	62	5310	13.40	13.70		23.98	23.98	3.85	2.55	30	Pass
VHT20	MCS0	1	52	5260	18.40	18.30		23.98	23.98	3.85	2.55	30	Pass
VHT20	MCS0	1	60	5300	18.20	18.30		23.98	23.98	3.85	2.55	30	Pass
VHT20	MCS0	1	64	5320	16.50	16.60		23.98	23.98	3.85	2.55	30	Pass
VHT40	MCS0	1	54	5270	18.30	18.40		23.98	23.98	3.85	2.55	30	Pass
VHT40	MCS0	1	62	5310	13.50	13.80		23.98	23.98	3.85	2.55	30	Pass
VHT80	MCS0	1	58	5290	10.10	9.80		23.98	23.98	3.85	2.55	30	Pass
11a	6Mbps	2	52	5260	18.10	17.90	21.01	23.98		3.85		30	Pass
11a	6Mbps	2	60	5300	17.80	17.70	20.76	23.98		3.85		30	Pass
11a	6Mbps	2	64	5320	18.10	18.10	21.11	23.98		3.85		30	Pass
HT20	MCS0	2	52	5260	18.30	18.20	21.26	23.98		3.85		30	Pass
HT20	MCS0	2	60	5300	18.20	18.20	21.21	23.98		3.85		30	Pass
HT20	MCS0	2	64	5320	18.00	18.10	21.06	23.98		3.85		30	Pass
HT40	MCS0	2	54	5270	18.40	17.90	21.17	23.98		3.85		30	Pass
HT40	MCS0	2	62	5310	12.60	12.80	15.71	23.98		3.85		30	Pass
VHT20	MCS0	2	52	5260	18.40	18.30	21.36	23.98		3.85		30	Pass
VHT20	MCS0	2	60	5300	18.30	18.30	21.31	23.98		3.85		30	Pass
VHT20	MCS0	2	64	5320	18.10	18.20	21.16	23.98		3.85		30	Pass
VHT40	MCS0	2	54	5270	18.50	18.00	21.27	23.98		3.85		30	Pass
VHT40	MCS0	2	62	5310	12.70	12.90	15.81	23.98		3.85		30	Pass
VHT80	MCS0	2	58	5290	9.30	9.10	12.21	23.98		3.85		30	Pass



FCC Band III													
Mod.	Data Rate	NTX	CH.	Freq. (MHz)	Average Conducted Power (dBm)			FCC Conducted Power Limit (dBm)		DG (dBi)		EIRP Power Limit (dBm)	Pass/Fail
					Ant 1	Ant 2	SUM	Ant 1	Ant 2	Ant 1	Ant 2		
11a	6Mbps	1	100	5500	18.20	18.40		23.98	23.98	3.91	3.85	30	Pass
11a	6Mbps	1	116	5580	18.10	18.10		23.98	23.98	3.91	3.85	30	Pass
11a	6Mbps	1	140	5700	14.20	14.30		23.98	23.98	3.91	3.85	30	Pass
11a	6Mbps	1	144	5720	18.30	18.20		23.98	23.98	3.91	3.85	30	Pass
HT20	MCS0	1	100	5500	18.10	18.30		23.98	23.98	3.91	3.85	30	Pass
HT20	MCS0	1	116	5580	18.10	18.10		23.98	23.98	3.91	3.85	30	Pass
HT20	MCS0	1	140	5700	15.10	15.10		23.98	23.98	3.91	3.85	30	Pass
HT20	MCS0	1	144	5720	18.20	18.10		23.98	23.98	3.91	3.85	30	Pass
HT40	MCS0	1	102	5510	16.30	16.20		23.98	23.98	3.91	3.85	30	Pass
HT40	MCS0	1	110	5550	18.10	18.10		23.98	23.98	3.91	3.85	30	Pass
HT40	MCS0	1	134	5670	18.20	18.10		23.98	23.98	3.91	3.85	30	Pass
HT40	MCS0	1	142	5710	18.20	18.10	-	23.98	23.98	3.91	3.85	30	Pass
VHT20	MCS0	1	100	5500	18.20	18.40		23.98	23.98	3.91	3.85	30	Pass
VHT20	MCS0	1	116	5580	18.20	18.20		23.98	23.98	3.91	3.85	30	Pass
VHT20	MCS0	1	140	5700	15.20	15.20		23.98	23.98	3.91	3.85	30	Pass
VHT20	MCS0	1	144	5720	18.30	18.20		23.98	23.96	3.91	3.85	30	Pass
VHT40	MCS0	1	102	5510	16.40	16.30		23.98	23.98	3.91	3.85	30	Pass
VHT40	MCS0	1	110	5550	18.20	18.20		23.98	23.98	3.91	3.85	30	Pass
VHT40	MCS0	1	134	5670	18.30	18.20		23.98	23.98	3.91	3.85	30	Pass
VHT40	MCS0	1	142	5710	18.30	18.20		23.98	23.98	3.91	3.85	30	Pass
VHT80	MCS0	1	106	5530	14.40	14.30		23.98	23.98	3.91	3.85	30	Pass
VHT80	MCS0	1	122	5610	18.40	18.30		23.98	23.98	3.91	3.85	30	Pass
VHT80	MCS0	1	138	5690	18.20	18.20		23.98	23.98	3.91	3.85	30	Pass



FCC Band III													
Mod.	Data Rate	NTX	CH.	Freq. (MHz)	Average Conducted Power (dBm)			FCC Conducted Power Limit (dBm)		DG (dBi)		EIRP Power Limit (dBm)	Pass/Fail
					Ant 1	Ant 2	SUM	Ant 1	Ant 2	Ant 1	Ant 2		
11a	6Mbps	2	100	5500	17.90	17.80	20.86	23.98	3.91	30	Pass		
11a	6Mbps	2	116	5580	17.40	16.90	20.17	23.98	3.91	30	Pass		
11a	6Mbps	2	140	5700	17.60	17.40	20.51	23.98	3.91	30	Pass		
11a	6Mbps	2	144	5720	17.50	17.40	20.46	23.64	3.91	30	Pass		
HT20	MCS0	2	100	5500	17.80	17.70	20.76	23.98	3.91	30	Pass		
HT20	MCS0	2	116	5580	17.70	17.40	20.56	23.98	3.91	30	Pass		
HT20	MCS0	2	140	5700	14.80	14.80	17.81	23.98	3.91	30	Pass		
HT20	MCS0	2	144	5720	17.90	17.80	20.86	23.98	3.91	30	Pass		
HT40	MCS0	2	102	5510	16.10	16.10	19.11	23.98	3.91	30	Pass		
HT40	MCS0	2	110	5550	18.40	18.30	21.36	23.98	3.91	30	Pass		
HT40	MCS0	2	134	5670	16.90	16.60	19.76	23.98	3.91	30	Pass		
HT40	MCS0	2	142	5710	18.40	18.30	21.36	23.98	3.91	30	Pass		
VHT20	MCS0	2	100	5500	17.90	17.80	20.86	23.98	3.91	30	Pass		
VHT20	MCS0	2	116	5580	17.80	17.50	20.66	23.98	3.91	30	Pass		
VHT20	MCS0	2	140	5700	14.90	14.90	17.91	23.98	3.91	30	Pass		
VHT20	MCS0	2	144	5720	18.00	17.90	20.96	23.98	3.91	30	Pass		
VHT40	MCS0	2	102	5510	16.20	16.20	19.21	23.98	3.91	30	Pass		
VHT40	MCS0	2	110	5550	18.50	18.40	21.46	23.98	3.91	30	Pass		
VHT40	MCS0	2	134	5670	17.00	16.70	19.86	23.98	3.91	30	Pass		
VHT40	MCS0	2	142	5710	18.50	18.40	21.46	23.98	3.91	30	Pass		
VHT80	MCS0	2	106	5530	14.10	14.20	17.16	23.98	3.91	30	Pass		
VHT80	MCS0	2	122	5610	18.50	18.30	21.41	23.98	3.91	30	Pass		
VHT80	MCS0	2	138	5690	18.30	18.20	21.26	23.98	3.91	30	Pass		



<TXBF Mode>

Test Engineer :	Kai Liao	Temperature :	21~25°C
		Relative Humidity :	51~54%

FCC Band I												
Mod.	Data Rate	NTX	CH.	Freq. (MHz)	Average Conducted Power (dBm)			FCC Conducted Power Limit (dBm)		DG (dBi)		Pass/Fail
					Ant 1	Ant 2	SUM	Ant 1	Ant 2	Ant 1	Ant 2	
VHT20	MCS0	2	36	5180	18.30	18.20	21.26	23.93	6.07		Pass	
VHT20	MCS0	2	44	5220	18.20	18.20	21.21	23.93	6.07		Pass	
VHT20	MCS0	2	48	5240	18.20	18.20	21.21	23.93	6.07		Pass	
VHT40	MCS0	2	38	5190	15.60	15.50	18.56	23.93	6.07		Pass	
VHT40	MCS0	2	46	5230	18.40	18.50	21.46	23.93	6.07		Pass	
VHT80	MCS0	2	42	5210	15.00	15.30	18.16	23.93	6.07		Pass	

FCC Band II													
Mod.	Data Rate	NTX	CH.	Freq. (MHz)	Average Conducted Power (dBm)			FCC Conducted Power Limit (dBm)		DG (dBi)		EIRP Power Limit (dBm)	Pass/Fail
					Ant 1	Ant 2	SUM	Ant 1	Ant 2	Ant 1	Ant 2		
VHT20	MCS0	2	52	5260	18.10	18.10	21.11	23.74	6.23	30	Pass		
VHT20	MCS0	2	60	5300	18.20	18.10	21.16	23.74	6.23	30	Pass		
VHT20	MCS0	2	64	5320	17.90	17.60	20.76	23.74	6.23	30	Pass		
VHT40	MCS0	2	54	5270	18.40	18.40	21.41	23.74	6.23	30	Pass		
VHT40	MCS0	2	62	5310	12.90	13.20	16.06	23.74	6.23	30	Pass		
VHT80	MCS0	2	58	5290	10.70	10.80	13.76	23.74	6.23	30	Pass		



FCC Band III													
Mod.	Data Rate	NTX	CH.	Freq. (MHz)	Average Conducted Power (dBm)			FCC Conducted Power Limit (dBm)		DG (dBi)		EIRP Power Limit (dBm)	Pass/Fail
					Ant 1	Ant 2	SUM	Ant 1	Ant 2	Ant 1	Ant 2		
VHT20	MCS0	2	100	5500	17.40	17.50	20.46	23.09		6.89		30	Pass
VHT20	MCS0	2	116	5580	17.60	17.60	20.61	23.09		6.89		30	Pass
VHT20	MCS0	2	140	5700	14.60	14.50	17.56	23.09		6.89		30	Pass
VHT20	MCS0	2	144	5720	17.50	17.60	20.56	22.56		6.89		30	Pass
VHT40	MCS0	2	102	5510	12.10	12.00	15.06	23.09		6.89		30	Pass
VHT40	MCS0	2	110	5550	18.40	18.40	21.41	23.09		6.89		30	Pass
VHT40	MCS0	2	134	5670	14.60	14.00	17.32	23.09		6.89		30	Pass
VHT40	MCS0	2	142	5710	18.30	18.20	21.26	23.09		6.89		30	Pass
VHT80	MCS0	2	106	5530	14.70	15.00	17.86	23.09		6.89		30	Pass
VHT80	MCS0	2	122	5610	18.40	18.30	21.36	23.09		6.89		30	Pass
VHT80	MCS0	2	138	5690	18.20	18.30	21.26	23.09		6.89		30	Pass



3.3 Power Spectral Density Measurement

3.3.1 Limit of Power Spectral Density

<FCC 14-30 CFR 15.407>

For the 5.15–5.25 GHz bands:

For mobile and portable client devices in the 5.15–5.25 GHz band, the maximum power spectral density shall not exceed 11 dBm in any 1.0 MHz band. For an indoor access point operating in the band 5.15-5.25 GHz, the maximum power spectral density shall not exceed 17 dBm in any 1.0 MHz band.

For the 5.25–5.725 GHz bands:

The maximum power spectral density shall not exceed 11 dBm in any 1.0 MHz band.

For Straddle Channel, according to KDB 789033 D02 General UNII Test Procedures New Rules v02r01, if the power and PSD of the devices are uniform and comply with the lower limits specified for the U-NII-2 bands, a single measurement over the entire emission bandwidth can be performed to show compliance.

If transmitting antennas of directional gain greater than 6 dBi are used, the peak output power shall be reduced by the amount in dB that the directional gain of the antenna exceeds 6 dBi.

3.3.2 Measuring Instruments

See list of measuring equipment of this test report.



3.3.3 Test Procedures

The testing follows FCC KDB 789033 D02 General UNII Test Procedures New Rules v02r01.
Section F) Maximum power spectral density.

<CDD Mode>

Method SA-2

(trace averaging across on and off times of the EUT transmissions, followed by duty cycle correction).

- Measure the duty cycle.
- Set span to encompass the entire emission bandwidth (EBW) of the signal.
- Set RBW = 1 MHz.
- Set VBW \geq 3 MHz.
- Number of points in sweep \geq 2 Span / RBW.
- Sweep time = auto.
- Detector = RMS
- Trace average at least 100 traces in power averaging mode.
- Add $10 \log(1/x)$, where x is the duty cycle, to the measured power in order to compute the average power during the actual transmission times. For example, add $10 \log(1/0.25) = 6$ dB if the duty cycle is 25 percent.

<TXBF Mode>

Method SA-3

(power averaging (rms) detection with max hold):

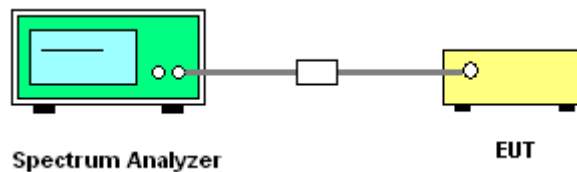
- Set span to encompass the entire emission bandwidth (EBW) of the signal.
- Set RBW = 1 MHz.
- Set VBW \geq 3 MHz
- Number of points in sweep \geq 2 Span / RBW.
- Sweep time \leq (number of points in sweep) \times T, when duty cycle is less than 98 percent where T is the minimum transmission duration over which the transmitter is on and is transmitting at its maximum power control level for the tested mode of operation.
- Detector = power averaging (rms).
- Trace mode = max hold.
- Allow max hold to run for at least 60 seconds, or longer as needed to allow the trace to stabilize.

1. The RF output of EUT was connected to the spectrum analyzer by a low loss cable.
2. Each plot has already offset with cable loss, and attenuator loss. Measure the PPSD and record it.
3. For MIMO mode, calculation method follows FCC KDB 662911 D01 Multiple Transmitter Output v02r01.

Method (a): Measure and sum the spectra across the outputs.

The total final Power Spectral Density is from a device with 2 transmitter outputs. The spectrum measurements of the individual outputs are all performed with the same span and number of points; the spectrum value in the first spectral bin of output 1 is summed with that in the first spectral bin of output 2 to obtain the value for the first frequency bin of the summed spectrum.

3.3.4 Test Setup





3.3.5 Test Result of Power Spectral Density

<CDD Mode>

Test Engineer :	Creed Wu and Shiming Liu	Temperature :	21~25°C
		Relative Humidity :	51~54%

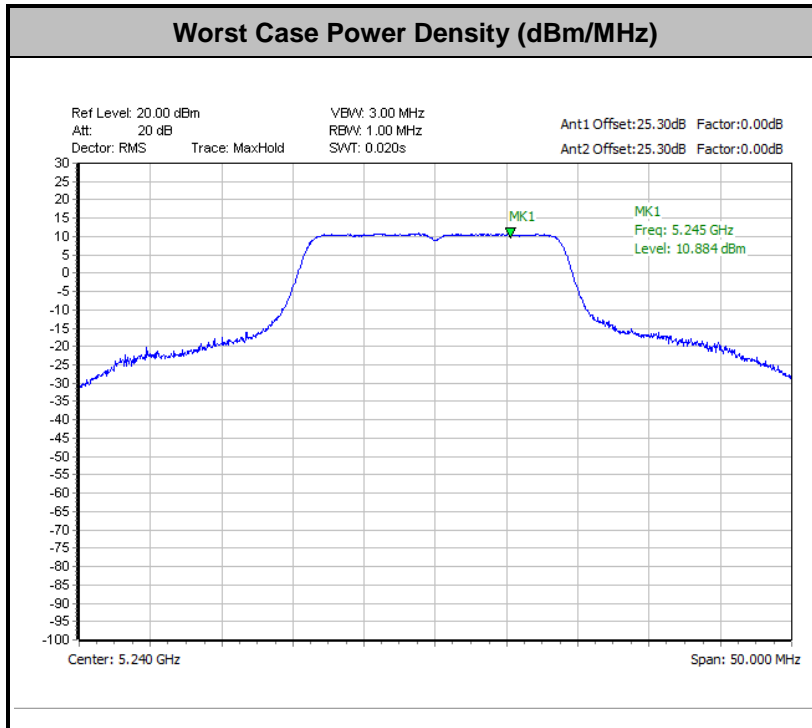
FCC Band I														
Mod.	Data Rate	NTX	CH.	Freq. (MHz)	Duty Factor (dB)		Average Power Density (dBm/MHz)			Average PSD Limit (dBm/MHz)		DG (dBi)		Pass /Fail
					Ant 1	Ant 2	Ant 1	Ant 2	SUM	Ant 1	Ant 2	Ant 1	Ant 2	
11a	6Mbps	1	36	5180	0.20	0.19	7.73	7.70	-	11.00	11.00	3.85	2.18	Pass
11a	6Mbps	1	44	5220	0.20	0.19	8.19	8.52		11.00	11.00	3.85	2.18	Pass
11a	6Mbps	1	48	5240	0.20	0.19	7.99	7.92		11.00	11.00	3.85	2.18	Pass
VHT20	MCS0	1	36	5180	0.21	0.21	7.22	7.09		11.00	11.00	3.85	2.18	Pass
VHT20	MCS0	1	44	5220	0.21	0.21	8.07	8.17		11.00	11.00	3.85	2.18	Pass
VHT20	MCS0	1	48	5240	0.21	0.21	7.94	7.87		11.00	11.00	3.85	2.18	Pass
VHT40	MCS0	1	38	5190	0.22	0.23	2.35	2.37		11.00	11.00	3.85	2.18	Pass
VHT40	MCS0	1	46	5230	0.22	0.23	5.27	5.10		11.00	11.00	3.85	2.18	Pass
VHT80	MCS0	1	42	5210	0.46	0.50	-1.90	-1.52		11.00	11.00	3.85	2.18	Pass
11a	6Mbps	2	36	5180	0.19	0.19	-		9.53	10.93	6.07	Pass		
11a	6Mbps	2	44	5220	0.19	0.19			10.50	10.93	6.07	Pass		
11a	6Mbps	2	48	5240	0.19	0.19			10.76	10.93	6.07	Pass		
VHT20	MCS0	2	36	5180	0.21	0.20			8.53	10.93	6.07	Pass		
VHT20	MCS0	2	44	5220	0.21	0.20			10.64	10.93	6.07	Pass		
VHT20	MCS0	2	48	5240	0.21	0.20			10.88	10.93	6.07	Pass		
VHT40	MCS0	2	38	5190	0.23	0.25			4.37	10.93	6.07	Pass		
VHT40	MCS0	2	46	5230	0.23	0.25			8.14	10.93	6.07	Pass		
VHT80	MCS0	2	42	5210	0.43	0.46			1.90	10.93	6.07	Pass		



Band II														
Mod.	Data Rate	NTX	CH.	Freq. (MHz)	Duty Factor (dB)		Average Power Density (dBm/MHz)			Average PSD Limit (dBm/MHz)		DG (dBi)		Pass /Fail
					Ant 1	Ant 2	Ant 1	Ant 2	SUM	Ant 1	Ant 2	Ant 1	Ant 2	
11a	6Mbps	1	52	5260	0.20	0.19	7.94	7.68	-	11.00	11.00	3.85	2.55	Pass
11a	6Mbps	1	60	5300	0.20	0.19	7.85	7.73		11.00	11.00	3.85	2.55	Pass
11a	6Mbps	1	64	5320	0.20	0.19	7.09	7.01		11.00	11.00	3.85	2.55	Pass
VHT20	MCS0	1	52	5260	0.21	0.21	7.78	7.60		11.00	11.00	3.85	2.55	Pass
VHT20	MCS0	1	60	5300	0.21	0.21	7.74	7.73		11.00	11.00	3.85	2.55	Pass
VHT20	MCS0	1	64	5320	0.21	0.21	5.96	5.82		11.00	11.00	3.85	2.55	Pass
VHT40	MCS0	1	54	5270	0.22	0.23	4.85	4.89		11.00	11.00	3.85	2.55	Pass
VHT40	MCS0	1	62	5310	0.22	0.23	0.07	0.39		11.00	11.00	3.85	2.55	Pass
VHT80	MCS0	1	58	5290	0.46	0.50	-6.14	-6.24		11.00	11.00	3.85	2.55	Pass
11a	6Mbps	2	52	5260	0.19	0.19	-		10.52	10.77	6.23	Pass		
11a	6Mbps	2	60	5300	0.19	0.19			10.35	10.77	6.23	Pass		
11a	6Mbps	2	64	5320	0.19	0.19			10.57	10.77	6.23	Pass		
VHT20	MCS0	2	52	5260	0.21	0.20			10.58	10.77	6.23	Pass		
VHT20	MCS0	2	60	5300	0.21	0.20			10.48	10.77	6.23	Pass		
VHT20	MCS0	2	64	5320	0.21	0.20			10.35	10.77	6.23	Pass		
VHT40	MCS0	2	54	5270	0.23	0.25			7.68	10.77	6.23	Pass		
VHT40	MCS0	2	62	5310	0.23	0.25			2.11	10.77	6.23	Pass		
VHT80	MCS0	2	58	5290	0.43	0.46			-4.24	10.77	6.23	Pass		



Band III														
Mod.	Data Rate	NTX	CH.	Freq. (MHz)	Duty Factor (dB)		Average Power Density (dBm/MHz)			Average PSD Limit (dBm/MHz)		DG (dBi)		Pass /Fail
					Ant 1	Ant 2	Ant 1	Ant 2	SUM	Ant 1	Ant 2	Ant 1	Ant 2	
11a	6Mbps	1	100	5500	0.20	0.19	7.57	7.75		11.00	11.00	3.91	3.85	Pass
11a	6Mbps	1	116	5580	0.20	0.19	7.66	7.54		11.00	11.00	3.91	3.85	Pass
11a	6Mbps	1	140	5700	0.20	0.19	3.95	3.71		11.00	11.00	3.91	3.85	Pass
11a	6Mbps	1	144	5720	0.20	0.19	7.61	7.37		11.00	11.00	3.91	3.85	Pass
VHT20	MCS0	1	100	5500	0.21	0.21	7.22	7.55		11.00	11.00	3.91	3.85	Pass
VHT20	MCS0	1	116	5580	0.21	0.21	7.41	7.51		11.00	11.00	3.91	3.85	Pass
VHT20	MCS0	1	140	5700	0.21	0.21	4.66	4.30		11.00	11.00	3.91	3.85	Pass
VHT20	MCS0	1	144	5720	0.21	0.21	7.21	7.14	-	11.00	11.00	3.91	3.85	Pass
VHT40	MCS0	1	102	5510	0.22	0.23	2.78	2.74		11.00	11.00	3.91	3.85	Pass
VHT40	MCS0	1	110	5550	0.22	0.23	4.97	4.74		11.00	11.00	3.91	3.85	Pass
VHT40	MCS0	1	134	5670	0.22	0.23	4.76	4.52		11.00	11.00	3.91	3.85	Pass
VHT40	MCS0	1	142	5710	0.22	0.23	4.62	4.40		11.00	11.00	3.91	3.85	Pass
VHT80	MCS0	1	106	5530	0.46	0.50	-1.79	-1.63		11.00	11.00	3.91	3.85	Pass
VHT80	MCS0	1	122	5610	0.46	0.50	2.52	1.94		11.00	11.00	3.91	3.85	Pass
VHT80	MCS0	1	138	5690	0.46	0.50	2.14	1.71		11.00	11.00	3.91	3.85	Pass
11a	6Mbps	2	100	5500	0.19	0.19			10.07	10.11	6.89		Pass	
11a	6Mbps	2	116	5580	0.19	0.19			9.68	10.11	6.89		Pass	
11a	6Mbps	2	140	5700	0.19	0.19			10.08	10.11	6.89		Pass	
11a	6Mbps	2	144	5720	0.19	0.19			9.90	10.11	6.89		Pass	
VHT20	MCS0	2	100	5500	0.21	0.20			9.72	10.11	6.89		Pass	
VHT20	MCS0	2	116	5580	0.21	0.20			9.76	10.11	6.89		Pass	
VHT20	MCS0	2	140	5700	0.21	0.20			7.30	10.11	6.89		Pass	
VHT20	MCS0	2	144	5720	0.21	0.20			9.88	10.11	6.89		Pass	
VHT40	MCS0	2	102	5510	0.23	0.25			5.06	10.11	6.89		Pass	
VHT40	MCS0	2	110	5550	0.23	0.25			7.73	10.11	6.89		Pass	
VHT40	MCS0	2	134	5670	0.23	0.25			5.68	10.11	6.89		Pass	
VHT40	MCS0	2	142	5710	0.23	0.25			7.73	10.11	6.89		Pass	
VHT80	MCS0	2	106	5530	0.43	0.46			0.86	10.11	6.89		Pass	
VHT80	MCS0	2	122	5610	0.43	0.46			5.20	10.11	6.89		Pass	
VHT80	MCS0	2	138	5690	0.43	0.46			4.80	10.11	6.89		Pass	



Note: Average Power Density (dB) = Measured value+ Duty Factor



<TXBF Mode>

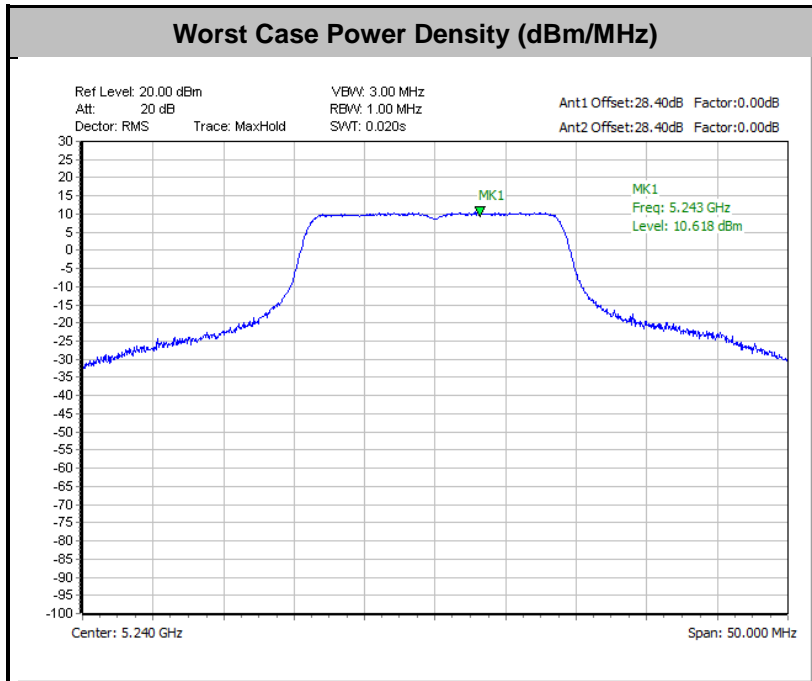
Test Engineer :	Kai Liao	Temperature :	21~25°C
		Relative Humidity :	51~54%

FCC Band I														
Mod.	Data Rate	NTX	CH.	Freq. (MHz)	Duty Factor (dB)		Average Power Density (dBm/MHz)			Average PSD Limit (dBm/MHz)		DG (dBi)		Pass /Fail
					Ant 1	Ant 2	Ant 1	Ant 2	SUM	Ant 1	Ant 2	Ant 1	Ant 2	
VHT20	MCS0	2	36	5180	0.00	0.00	-	-	10.57	10.93	6.07	6.07	Pass	
VHT20	MCS0	2	44	5220	0.00	0.00			10.54	10.93	6.07	6.07	Pass	
VHT20	MCS0	2	48	5240	0.00	0.00			10.62	10.93	6.07	6.07	Pass	
VHT40	MCS0	2	38	5190	0.00	0.00			5.92	10.93	6.07	6.07	Pass	
VHT40	MCS0	2	46	5230	0.00	0.00			8.16	10.93	6.07	6.07	Pass	
VHT80	MCS0	2	42	5210	0.00	0.00			2.53	10.93	6.07	6.07	Pass	

Band II														
Mod.	Data Rate	NTX	CH.	Freq. (MHz)	Duty Factor (dB)		Average Power Density (dBm/MHz)			Average PSD Limit (dBm/MHz)		DG (dBi)		Pass /Fail
					Ant 1	Ant 2	Ant 1	Ant 2	SUM	Ant 1	Ant 2	Ant 1	Ant 2	
VHT20	MCS0	2	52	5260	0.00	0.00	-	-	10.26	10.77	6.23	6.23	Pass	
VHT20	MCS0	2	60	5300	0.00	0.00			10.42	10.77	6.23	6.23	Pass	
VHT20	MCS0	2	64	5320	0.00	0.00			10.01	10.77	6.23	6.23	Pass	
VHT40	MCS0	2	54	5270	0.00	0.00			8.44	10.77	6.23	6.23	Pass	
VHT40	MCS0	2	62	5310	0.00	0.00			3.44	10.77	6.23	6.23	Pass	
VHT80	MCS0	2	58	5290	0.00	0.00			-1.21	10.77	6.23	6.23	Pass	



Band III														
Mod.	Data Rate	NTX	CH.	Freq. (MHz)	Duty Factor (dB)		Average Power Density (dBm/MHz)			Average PSD Limit (dBm/MHz)		DG (dBi)		Pass /Fail
					Ant 1	Ant 2	Ant 1	Ant 2	SUM	Ant 1	Ant 2	Ant 1	Ant 2	
VHT20	MCS0	2	100	5500	0.00	0.00	-	-	9.59	10.11	6.89	6.89	Pass	
VHT20	MCS0	2	116	5580	0.00	0.00			9.78	10.11	6.89	6.89	Pass	
VHT20	MCS0	2	140	5700	0.00	0.00			6.82	10.11	6.89	6.89	Pass	
VHT20	MCS0	2	144	5720	0.00	0.00			9.91	10.11	6.89	6.89	Pass	
VHT40	MCS0	2	102	5510	0.00	0.00			1.06	10.11	6.89	6.89	Pass	
VHT40	MCS0	2	110	5550	0.00	0.00			9.65	10.11	6.89	6.89	Pass	
VHT40	MCS0	2	134	5670	0.00	0.00			5.51	10.11	6.89	6.89	Pass	
VHT40	MCS0	2	142	5710	0.00	0.00			9.20	10.11	6.89	6.89	Pass	
VHT80	MCS0	2	106	5530	0.00	0.00			2.37	10.11	6.89	6.89	Pass	
VHT80	MCS0	2	122	5610	0.00	0.00			5.17	10.11	6.89	6.89	Pass	
VHT80	MCS0	2	138	5690	0.00	0.00			8.46	10.11	6.89	6.89	Pass	





3.4 Unwanted Emissions Measurement

This section is to measure unwanted emissions through radiated measurement for band edge spurious emissions and out of band emissions measurement.

3.4.1 Limit of Unwanted Emissions

- (1) For transmitters operating in the 5150-5250 MHz band: all emissions outside of the 5150-5350 MHz band shall not exceed an EIRP of -27dBm/MHz.

For transmitters operating in the 5250-5350 MHz band: all emissions outside of the 5150-5350 MHz band shall not exceed an EIRP of -27 dBm/MHz. Devices operating in the 5250-5350 MHz band that generate emissions in the 5150-5250 MHz band must meet all applicable technical requirements for operation in the 5150-5250 MHz band (including indoor use) or alternatively meet an out-of-band emission EIRP limit of -27 dBm/MHz in the 5150-5250 MHz band.

For transmitters operating in the 5470-5600 MHz and 5650-5725MHz band: all emissions outside of the 5470-5600 MHz and 5650-5725MHz band shall not exceed an EIRP of -27 dBm/MHz.

- (2) Unwanted spurious emissions fallen in restricted bands shall comply with the general field strength limits as below table:

Frequency (MHz)	Field Strength (microvolts/meter)	Measurement Distance (meters)
0.009 – 0.490	2400/F(kHz)	300
0.490 – 1.705	24000/F(kHz)	30
1.705 – 30.0	30	30
30 – 88	100	3
88 – 216	150	3
216 - 960	200	3
Above 960	500	3

Note: The following formula is used to convert the EIRP to field strength.

$$E = \frac{1000000\sqrt{30P}}{3} \mu\text{V/m, where P is the eirp (Watts)}$$

EIRP (dBm)	Field Strength at 3m (dBμV/m)
- 27	68.3



- (3) KDB789033 D02 v02r01 G)2)c)
 - (i) Section 15.407(b)(1) to (b)(3) specify the unwanted emission limits for the U-NII-1 and U-NII-2 bands. As specified, emissions above 1000 MHz that are outside of the restricted bands are subject to a peak emission limit of -27 dBm/MHz.³
 - (ii) Section 15.407(b)(4) specifies the unwanted emission limit for the U-NII-3 band. A band emissions mask is specified in Section 15.407(b)(4)(i). The emission limits are in terms of a Peak detector. An alternative to the band emissions mask is specified in Section 15.407(b)(4)(ii). The alternative limits are based on the highest antenna gain specified in the filing. There are also marketing and importation restrictions for the devices using the alternative limit.⁴

Note 3: An out-of-band emission that complies with both the average and peak limits of Section 15.209 is not required to satisfy the -27 dBm/MHz peak emission limit.

Note 4: Only devices with antenna gains of 10 dBi or less may be approved using the emission limits specified in Section 15.247(d) till March 2, 2018; all other devices operating in this band must use the mask specified in Section 15.407(b)(4)(i).

3.4.2 Measuring Instruments

See list of measuring equipment of this test report.

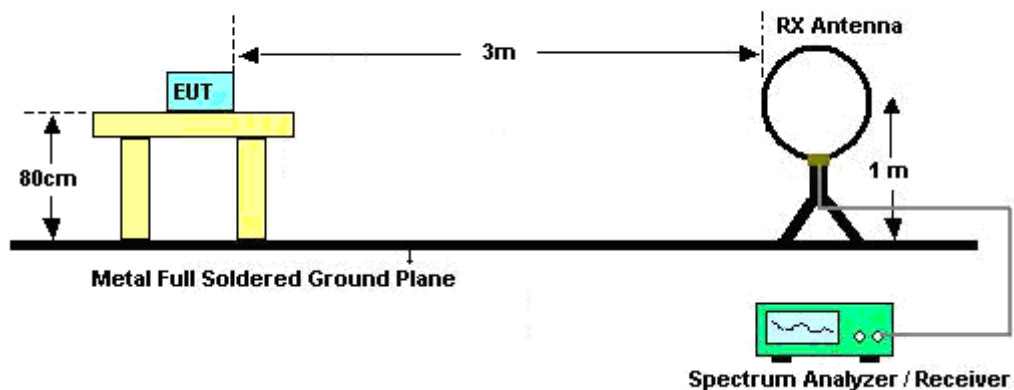
3.4.3 Test Procedures

1. The testing follows FCC KDB 789033 D02 General UNII Test Procedures New Rules v02r01. Section G) Unwanted emissions measurement.
 - (1) Procedure for Unwanted Emissions Measurements Below 1000MHz
 - RBW = 120 kHz
 - VBW = 300 kHz
 - Detector = Peak
 - Trace mode = max hold
 - (2) Procedure for Peak Unwanted Emissions Measurements Above 1000 MHz
 - RBW = 1 MHz
 - VBW ≥ 3 MHz
 - Detector = Peak
 - Sweep time = auto
 - Trace mode = max hold
 - (3) Procedures for Average Unwanted Emissions Measurements Above 1000MHz
 - RBW = 1 MHz
 - VBW = 10 Hz, when duty cycle is no less than 98 percent.
 - VBW ≥ 1/T, when duty cycle is less than 98 percent where T is the minimum transmission duration over which the transmitter is on and is transmitting at its maximum power control level for the tested mode of operation.

2. The EUT was placed on a turntable with 0.8 meter for frequency below 1GHz and 1.5 meter for frequency above 1GHz respectively above ground.
3. The EUT was set 3 meters from the interference receiving antenna which was mounted on the top of a variable height antenna tower.
4. The antenna is a broadband antenna and its height is adjusted between one meter and four meters above ground to find the maximum value of the field strength for both horizontal polarization and vertical polarization of the antenna.
5. For each suspected emission, the EUT was arranged to its worst case and then adjust the antenna tower (from 1 m to 4 m) and turntable (from 0 degree to 360 degrees) to find the maximum reading.
6. For testing below 1GHz, if the emission level of the EUT in peak mode was 3 dB lower than the limit specified, then peak values of EUT will be reported, otherwise, the emissions will be repeated one by one using the CISPR quasi-peak method and reported.
7. For testing above 1GHz, the emission level of the EUT in peak mode was 20dB lower than average limit (that means the emission level in average mode also complies with the limit in average mode), then peak values of EUT will be reported, otherwise, the emissions will be measured in average mode again and reported.

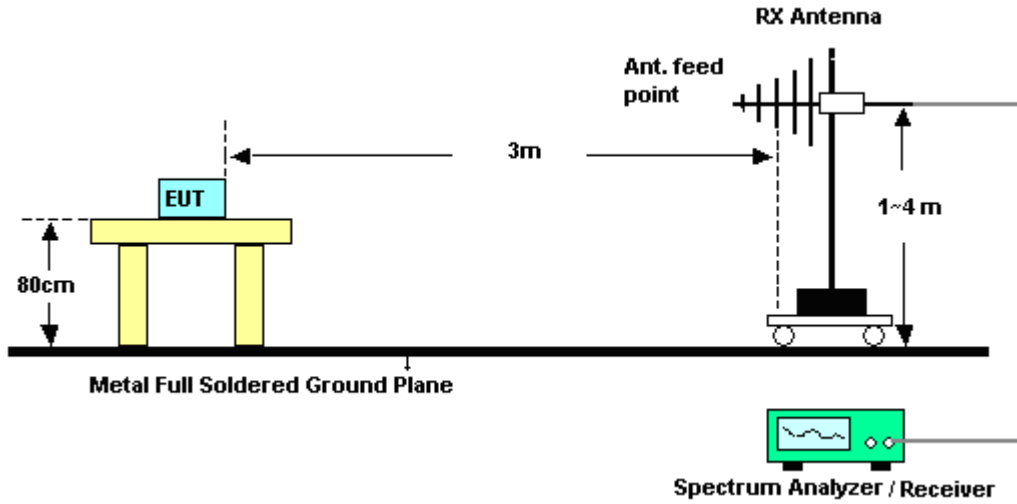
3.4.4 Test Setup

For radiated emissions below 30MHz

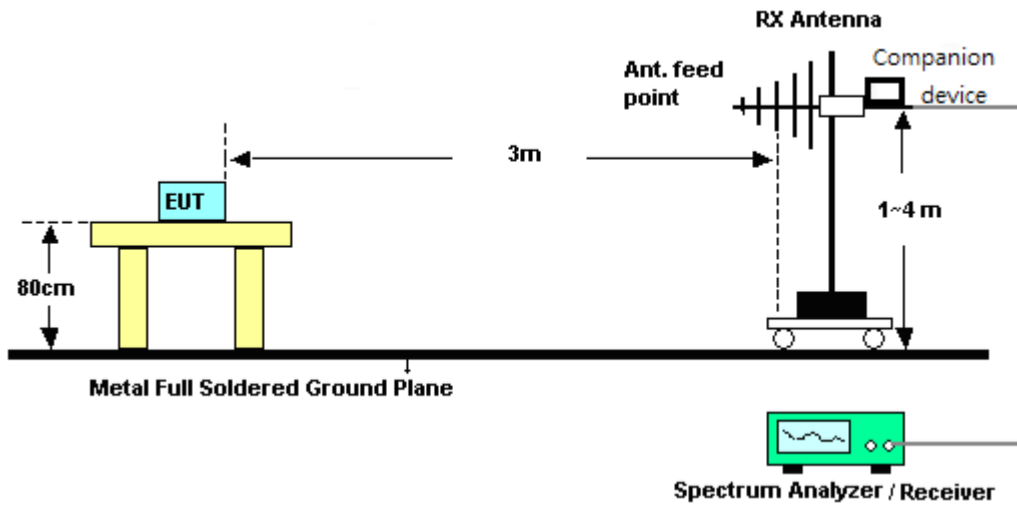


For radiated emissions from 30MHz to 1GHz

<CDD Mode>

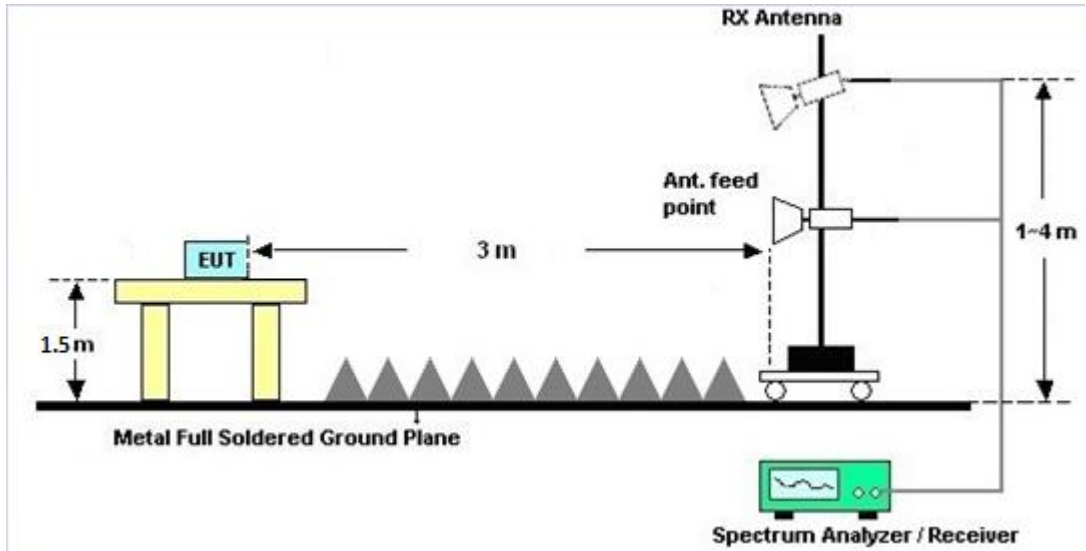


<TXBF Mode>

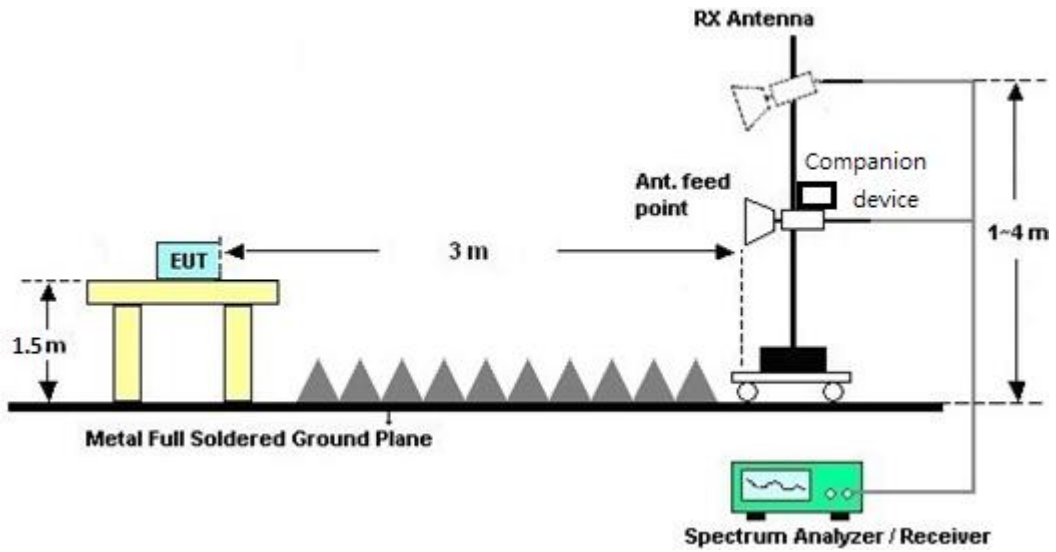


For radiated emissions above 1GHz

<CDD Mode>



<TXBF Mode>





3.4.5 Test Results of Radiated Spurious Emissions (9 kHz ~ 30 MHz)

The low frequency, which started from 9 kHz to 30MHz, was pre-scanned and the result which was 20dB lower than the limit line was not reported.

There is a comparison data of both open-field test site and alternative test site - semi-Anechoic chamber according to 414788 D01 Radiated Test Site v01r01, and the result came out very similar.

3.4.6 Test Result of Radiated Spurious at Band Edges

Please refer to Appendix B and C.

3.4.7 Duty Cycle

Please refer to Appendix D.

3.4.8 Test Result of Radiated Spurious Emissions (30MHz ~ 10th Harmonic)

Please refer to Appendix B and C.



3.5 AC Conducted Emission Measurement

3.5.1 Limit of AC Conducted Emission

For equipment that is designed to be connected to the public utility (AC) power line, the radio frequency voltage that is conducted back onto the AC power line on any frequency or frequencies within the band 150 kHz to 30 MHz shall not exceed the limits in the following table.

Frequency of emission (MHz)	Conducted limit (dB μ V)	
	Quasi-peak	Average
0.15-0.5	66 to 56*	56 to 46*
0.5-5	56	46
5-30	60	50

*Decreases with the logarithm of the frequency.

3.5.2 Measuring Instruments

See list of measuring equipment of this test report.

3.5.3 Test Procedures

1. The EUT was placed 0.4 meter from the conducting wall of the shielding room was kept at least 80 centimeters from any other grounded conducting surface.
2. Connect EUT to the power mains through a line impedance stabilization network (LISN).
3. All the support units are connecting to the other LISN.
4. The LISN provides 50 ohm coupling impedance for the measuring instrument.
5. The FCC states that a 50 ohm, 50 microhenry LISN should be used.
6. Both sides of AC line were checked for maximum conducted interference.
7. The frequency range from 150 kHz to 30 MHz was searched.
8. Set the test-receiver system to Peak Detect Function and specified bandwidth with Maximum Hold Mode.

3.5.4 Test Setup



3.5.5 Test Result of AC Conducted Emission

Please refer to Appendix A.



3.6 Automatically Discontinue Transmission

3.6.1 Limit of Automatically Discontinue Transmission

The device shall automatically discontinue transmission in case of either absence of information to transmit or operational failure. These provisions are not intended to preclude the transmission of control or signaling information or the use of repetitive codes used by certain digital technologies to complete frame or burst intervals. Applicants shall include in their application for equipment authorization to describe how this requirement is met.

3.6.2 Measuring Instruments

See list of measuring equipment of this test report.

3.6.3 Test Result of Automatically Discontinue Transmission

While the EUT is not transmitting any information, the EUT can automatically discontinue transmission and become standby mode for power saving. The EUT can detect the controlling signal of ACK message transmitting from remote device and verify whether it shall resend or discontinue transmission.



3.7 Antenna Requirements

3.7.1 Standard Applicable

If transmitting antenna directional gain is greater than 6 dBi, both the peak transmit power and the peak power spectral density shall be reduced by the amount in dB that the directional gain of the antenna exceeds 6 dBi.

3.7.2 Antenna Anti-Replacement Construction

An embedded-in antenna design is used.

3.7.3 Antenna Gain

<CDD Mode>

FCC KDB 662911 D01 Multiple Transmitter Output v02r01

For CDD transmissions, directional gain is calculated as

Directional gain = GANT + Array Gain, where Array Gain is as follows.

For power spectral density (PSD) measurements on all devices,

Array Gain = 10 log(NANT/NSS=1) dB.

For power measurements on IEEE 802.11 devices,

Array Gain = 0 dB (i.e., no array gain) for NANT ≤ 4.

Directional gain may be calculated by using the formulas applicable to equal gain antennas with GANT set equal to the gain of the antenna having the highest gain;

The EUT supports CDD mode.

For power, the directional gain GANT is set equal to the antenna having the highest gain, i.e., F)2)f)i).

For PSD, the directional gain calculation is following F)2)f)ii) of KDB 662911 D01 v02r01.

The power and PSD limit should be modified if the directional gain of EUT is over 6 dBi,

The directional gain "DG" is calculated as following table.

<CDD Modes>						
			DG	DG	Power	PSD
			for	for	Limit	Limit
	Ant. 1	Ant. 2	Power	PSD	Reduction	Reduction
	(dBi)	(dBi)	(dBi)	(dBi)	(dB)	(dB)
Band I	3.85	2.18	3.85	6.07	0.00	0.07
Band II	3.85	2.55	3.85	6.23	0.00	0.23
Band III	3.91	3.85	3.91	6.89	0.00	0.89

Power limit reduction = Composite gain – 6dBi, (min = 0)

PSD limit reduction = Composite gain + PSD Array gain – 6dBi, (min = 0)

<TXBF Mode>

FCC KDB 662911 D01 Multiple Transmitter Output v02r01

For CDD transmissions, directional gain is calculated as

$$DirectionalGain = 10 \cdot \log \left[\frac{\sum_{j=1}^{N_{SS}} \left\{ \sum_{k=1}^{N_{ANT}} g_{j,k} \right\}^2}{N_{ANT}} \right]$$

where

Each antenna is driven by no more than one spatial stream;

N_{SS} = the number of independent spatial streams of data;

N_{ANT} = the total number of antennas

$g_{j,k} = 10^{G_k / 20}$ if the k th antenna is being fed by spatial stream j , or zero if it is not;
 G_k is the gain in dBi of the k th antenna.

The EUT supports beamforming for 802.11ac modes.

The directional gain calculation is following F2)e)ii) of KDB 662911 D01 v02r01.

The power and PSD limit should be modified if the directional gain of EUT is over 6 dBi,

The directional gain “DG” is calculated as following table.

			DG	DG	Power	PSD
			for	for	Limit	Limit
	Ant 1	Ant 2	Power	PSD	Reduction	Reduction
	(dBi)	(dBi)	(dBi)	(dBi)	(dB)	(dB)
Band I	3.85	2.18	6.07	6.07	0.07	0.07
Band II	3.85	2.55	6.23	6.23	0.23	0.23
Band III	3.91	3.85	6.89	6.89	0.89	0.89

$$Power\ Limit\ Reduction = DG(Power) - 6dBi, (min = 0)$$

$$PSD\ Limit\ Reduction = DG(PSD) - 6dBi, (min = 0)$$



4 List of Measuring Equipment

Instrument	Manufacturer	Model No.	Serial No.	Characteristics	Calibration Date	Test Date	Due Date	Remark
Loop Antenna	Rohde & Schwarz	HFH2-Z2	100488	9 kHz~30 MHz	Jan. 07, 2019	May 19, 2019~ Jun. 08, 2019	Jan. 06, 2020	Radiation (03CH15-HY)
Preamplifier	EMEC	EM18G40G	060715	18GHz ~ 40GHz	Dec. 06, 2018	May 19, 2019~ Jun. 08, 2019	Dec. 05, 2019	Radiation (03CH15-HY)
Bilog Antenna	TESEQ	CBL6111D&0 0800N1D01N- 06	41912&05	30MHz to 1GHz	Feb. 12, 2019	May 19, 2019~ Jun. 08, 2019	Feb. 11, 2020	Radiation (03CH15-HY)
Horn Antenna	SCHWARZBE CK	BBHA 9120D	9120D-1620	1G~18GHz	Oct. 17, 2018	May 19, 2019~ Jun. 08, 2019	Oct. 16, 2019	Radiation (03CH15-HY)
SHF-EHF Horn Antenna	SCHWARZBE CK	BBHA 9170	BBHA9170584	18GHz- 40GHz	Dec. 05, 2018	May 19, 2019~ Jun. 08, 2019	Dec. 04, 2019	Radiation (03CH15-HY)
Amplifier	SONOMA	310N	363440	9kHz~1GHz	Dec. 28, 2018	May 19, 2019~ Jun. 08, 2019	Dec. 27, 2019	Radiation (03CH15-HY)
Preamplifier	Jet-Power	JPA0118-55-3 03	171000180005 5007	1GHz~18GHz	Apr. 01, 2018	May 19, 2019~ Jun. 08, 2019	Apr. 31, 2020	Radiation (03CH15-HY)
Preamplifier	Jet-Power	JAP00101800 -30-10P	160118550004	1GHz~18GHz	Apr. 16, 2019	May 19, 2019~ Jun. 08, 2019	Apr. 15, 2020	Radiation (03CH15-HY)
Preamplifier	Keysight	83017A	MY53270195	1GHz~26.5GHz	Aug. 23, 2018	May 19, 2019~ Jun. 08, 2019	Aug. 22, 2019	Radiation (03CH15-HY)
EMI Test Receiver	Keysight	N9038A (MXE)	MY54130085	20Hz ~ 8.4GHz	Nov. 01, 2018	May 19, 2019~ Jun. 08, 2019	Oct. 31, 2019	Radiation (03CH15-HY)
Spectrum Analyzer	Agilent	E4446A	MY50180136	3Hz~44GHz	Apr. 29, 2019	May 19, 2019~ Jun. 08, 2019	Apr. 28, 2020	Radiation (03CH15-HY)
Antenna Mast	ChainTek	MBS-520-1	N/A	1m~4m	N/A	May 19, 2019~ Jun. 08, 2019	N/A	Radiation (03CH15-HY)
Turn Table	ChainTek	T-200-S-1	N/A	0~360 Degree	N/A	May 19, 2019~ Jun. 08, 2019	N/A	Radiation (03CH15-HY)
Software	Audix	E3 6.2009-8-24 (k5)	RK-000451	N/A	N/A	May 19, 2019~ Jun. 08, 2019	N/A	Radiation (03CH15-HY)
RF Cable	HUBER + SUHNER	SUCOFLEX 104	MY36980/4	30M-18G	Apr. 15, 2019	May 19, 2019~ Jun. 08, 2019	Apr. 14, 2020	Radiation (03CH15-HY)
RF Cable	HUBER + SUHNER	SUCOFLEX 104	MY9838/4	30M-18G	Apr. 15, 2019	May 19, 2019~ Jun. 08, 2019	Apr. 14, 2020	Radiation (03CH15-HY)
RF Cable	HUBER + SUHNER	SUCOFLEX 104	MY802430/4	30M~18GHz	May 13, 2019	May 19, 2019~ Jun. 08, 2019	May 12, 2020	Radiation (03CH15-HY)
RF Cable	HUBER + SUHNER	SUCOFLEX 102	MY2859/2	30MHz-40GHz	Mar. 13, 2019	May 19, 2019~ Jun. 08, 2019	Mar. 12, 2020	Radiation (03CH15-HY)
RF Cable	HUBER + SUHNER	SUCOFLEX 102	MY4274/2	30MHz-40GHz	Mar. 13, 2019	May 19, 2019~ Jun. 08, 2019	Mar. 12, 2020	Radiation (03CH15-HY)
Filter	Wainwright	WLK4-1000-1 530-8000-40S S	SN11	1G Low Pass	Sep. 16, 2018	May 19, 2019~ Jun. 08, 2019	Sep. 15, 2019	Radiation (03CH15-HY)
Filter	Wainwright	WHKX8-5872. 5-6750-18000 -40ST	SN3	6.75 GHz Highpass	Sep. 16, 2018	May 19, 2019~ Jun. 08, 2019	Sep. 15, 2019	Radiation (03CH15-HY)



Instrument	Manufacturer	Model No.	Serial No.	Characteristics	Calibration Date	Test Date	Due Date	Remark
AC Power Source	ChainTek	APC-1000W	N/A	N/A	N/A	May 21, 2019	N/A	Conduction (CO05-HY)
EMI Test Receiver	Rohde & Schwarz	ESR3	102388	9KHz~3.6GHz	Nov. 12, 2018	May 21, 2019	Nov. 11, 2019	Conduction (CO05-HY)
LISN	Rohde & Schwarz	ENV216	100080	9kHz~30MHz	Nov. 14, 2018	May 21, 2019	Nov. 13, 2019	Conduction (CO05-HY)
LISN	Rohde & Schwarz	ENV216	100081	9kHz~30MHz	Nov. 09, 2018	May 21, 2019	Nov. 08, 2019	Conduction (CO05-HY)
Software	Rohde & Schwarz	EMC32 V10.30	N/A	N/A	N/A	May 21, 2019	N/A	Conduction (CO05-HY)
LF Cable	HUBER + SUHNER	RG-214/U	LF01	N/A	Dec. 31, 2018	May 21, 2019	Dec. 30, 2019	Conduction (CO05-HY)
Pulse Limiter	Rohde & Schwarz	ESH3-Z2	100851	N/A	Dec. 31, 2018	May 21, 2019	Dec. 30, 2019	Conduction (CO05-HY)
<CDD Mode>								
Power Sensor	DARE	RPR3006W	16I00054SNO 10	10MHz~6GHz	Dec. 19, 2018	May 31, 2019~ Jun. 19, 2019	Dec. 18, 2019	Conducted (TH05-HY)
Spectrum Analyzer	Rohde & Schwarz	FSP40	100057	9kHz-40GHz	Nov. 21, 2018	May 31, 2019~ Jun. 19, 2019	Nov. 20, 2019	Conducted (TH05-HY)
Switch Box & RF Cable	EM	EMSW18	SW1070903	N/A	Dec. 19, 2018	May 31, 2019~ Jun. 19, 2019	Dec. 18, 2019	Conducted (TH05-HY)
<TXBF Mode>								
Power Sensor	DARE	RPR3006W	13I00030SNO 32	9kHz~6GHz	Dec. 03, 2018	May 15, 2019~ Jun. 20, 2019	Dec. 02, 2019	Conducted (TH05-HY)
Spectrum Analyzer	Rohde & Schwarz	FSP40	100057	9kHz-40GHz	Nov. 21, 2018	May 15, 2019~ Jun. 20, 2019	Nov. 20, 2019	Conducted (TH05-HY)
Switch Box & RF Cable	Burgeon	ETF-058	EC1208382	N/A	Mar. 27, 2019	May 15, 2019~ Jun. 20, 2019	Mar. 26, 2020	Conducted (TH05-HY)



5 Uncertainty of Evaluation

Uncertainty of Conducted Emission Measurement (150kHz ~ 30MHz)

Measuring Uncertainty for a Level of Confidence of 95% ($U = 2Uc(y)$)	2.20
---	------

Uncertainty of Radiated Emission Measurement (30 MHz ~ 1000 MHz)

Measuring Uncertainty for a Level of Confidence of 95% ($U = 2Uc(y)$)	5.20
---	------

Uncertainty of Radiated Emission Measurement (1000 MHz ~ 18000 MHz)

Measuring Uncertainty for a Level of Confidence of 95% ($U = 2Uc(y)$)	5.50
---	------

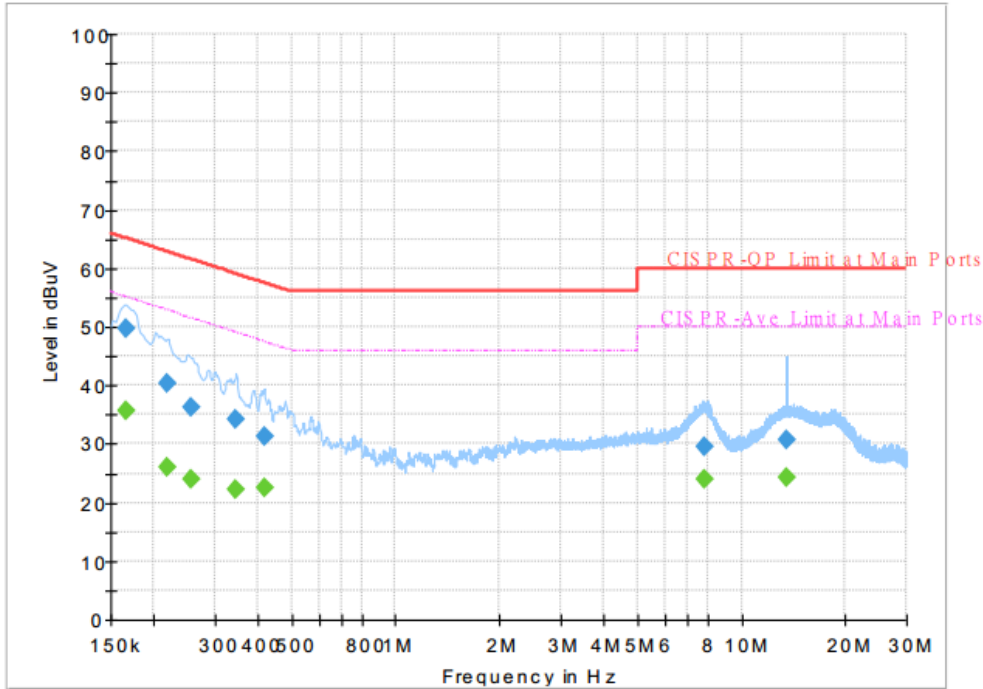
Uncertainty of Radiated Emission Measurement (18000 MHz ~ 40000 MHz)

Measuring Uncertainty for a Level of Confidence of 95% ($U = 2Uc(y)$)	5.20
---	------



Appendix A. AC Conducted Emission Test Results

Test Engineer :	Eric Jeng	Temperature :	22~25°C
		Relative Humidity :	52~55%
Test Voltage :	120Vac / 60Hz	Phase :	Line

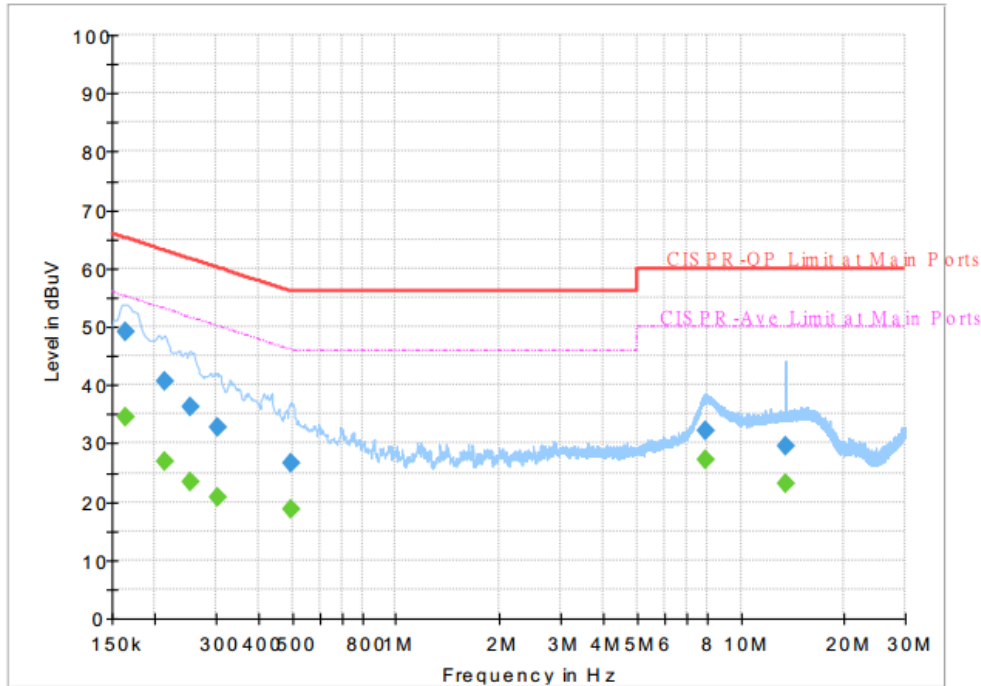


Final Result :

Frequency (MHz)	QuasiPeak (dBuV)	CAverage (dBuV)	Limit (dBuV)	Margin (dB)	Line	Filter	Corr. (dB)
0.165750	---	35.61	55.17	19.56	L1	OFF	19.5
0.165750	49.60	---	65.17	15.57	L1	OFF	19.5
0.217500	---	25.88	52.91	27.03	L1	OFF	19.5
0.217500	40.30	---	62.91	22.61	L1	OFF	19.5
0.255750	---	23.96	51.57	27.61	L1	OFF	19.5
0.255750	36.24	---	61.57	25.33	L1	OFF	19.5
0.343500	---	22.26	49.12	26.86	L1	OFF	19.5
0.343500	34.19	---	59.12	24.93	L1	OFF	19.5
0.417750	---	22.46	47.49	25.03	L1	OFF	19.5
0.417750	31.41	---	57.49	26.08	L1	OFF	19.5
7.838250	---	23.90	50.00	26.10	L1	OFF	19.7
7.838250	29.46	---	60.00	30.54	L1	OFF	19.7
13.560000	---	24.39	50.00	25.61	L1	OFF	19.7
13.560000	30.58	---	60.00	29.42	L1	OFF	19.7



Test Engineer :	Eric Jeng	Temperature :	22~25°C
		Relative Humidity :	52~55%
Test Voltage :	120Vac / 60Hz	Phase :	Neutral



Final Result :

Frequency (MHz)	QuasiPeak (dBuV)	CAverage (dBuV)	Limit (dBuV)	Margin (dB)	Line	Filter	Corr. (dB)
0.163500	---	34.64	55.28	20.64	N	OFF	19.5
0.163500	49.22	---	65.28	16.06	N	OFF	19.5
0.213000	---	26.81	53.09	26.28	N	OFF	19.5
0.213000	40.69	---	63.09	22.40	N	OFF	19.5
0.253500	---	23.29	51.64	28.35	N	OFF	19.5
0.253500	36.39	---	61.64	25.25	N	OFF	19.5
0.303000	---	20.83	50.16	29.33	N	OFF	19.5
0.303000	32.61	---	60.16	27.55	N	OFF	19.5
0.494250	---	18.85	46.10	27.25	N	OFF	19.5
0.494250	26.47	---	56.10	29.63	N	OFF	19.5
7.953000	---	27.22	50.00	22.78	N	OFF	19.7
7.953000	32.05	---	60.00	27.95	N	OFF	19.7
13.560000	---	23.18	50.00	26.82	N	OFF	19.8
13.560000	29.51	---	60.00	30.49	N	OFF	19.8



Appendix B. Radiated Spurious Emission

Test Engineer :	Karl Hou and BigShow Wang	Temperature :	23~26°C
		Relative Humidity :	50~57%

<CDD Mode>

Band 1 - 5150~5250MHz
WIFI 802.11a (Band Edge @ 3m)

WIFI Ant.	Note	Frequency (MHz)	Level (dBμV/m)	Over Limit (dB)	Limit Line (dBμV/m)	Read Level (dBμV)	Antenna Factor (dB/m)	Path Loss (dB)	Preamp Factor (dB)	Ant Pos (cm)	Table Pos (deg)	Peak Avg. (P/A)	Pol. (H/V)	
802.11a CH 36 5180MHz		5148.72	67.79	-6.21	74	56.84	31.8	9.25	30.1	100	147	P	H	
		5150	52.97	-1.03	54	42.01	31.8	9.26	30.1	100	147	A	H	
	*	5180	114.05	-	-	103.19	31.67	9.29	30.1	100	147	P	H	
	*	5180	106.55	-	-	95.69	31.67	9.29	30.1	100	147	A	H	
													H	
			5148.98	61.53	-12.47	74	50.58	31.8	9.25	30.1	397	58	P	V
			5150	47.45	-6.55	54	36.49	31.8	9.26	30.1	397	58	A	V
	*		5180	109.39	-	-	98.53	31.67	9.29	30.1	397	58	P	V
	*		5180	101.77	-	-	90.91	31.67	9.29	30.1	397	58	A	V
														V
802.11a CH 44 5220MHz		5128.44	51.85	-22.15	74	40.89	31.83	9.23	30.1	100	149	P	H	
		5148.98	42.27	-11.73	54	31.32	31.8	9.25	30.1	100	149	A	H	
	*	5220	113.62	-	-	102.87	31.53	9.33	30.11	100	149	P	H	
	*	5220	106.1	-	-	95.35	31.53	9.33	30.11	100	149	A	H	
			5397.84	51.18	-22.82	74	40.25	31.6	9.46	30.13	100	149	P	H
			5452.72	43.33	-10.67	54	32.21	31.7	9.56	30.14	100	149	A	H
			5061.1	50.26	-23.74	74	39.29	31.9	9.16	30.09	395	59	P	V
			5086.06	41.22	-12.78	54	30.23	31.9	9.18	30.09	395	59	A	V
	*		5220	108.94	-	-	98.19	31.53	9.33	30.11	395	59	P	V
	*		5220	101.62	-	-	90.87	31.53	9.33	30.11	395	59	A	V
			5406.24	50.84	-23.16	74	39.9	31.6	9.47	30.13	395	59	P	V
			5355	41.29	-12.71	54	30.58	31.4	9.43	30.12	395	59	A	V



802.11a CH 48 5240MHz		5131.3	50.75	-23.25	74	39.79	31.83	9.23	30.1	100	149	P	H
		5147.16	41.58	-12.42	54	30.63	31.8	9.25	30.1	100	149	A	H
	*	5240	113.39	-	-	102.69	31.47	9.34	30.11	100	149	P	H
	*	5240	105.85	-	-	95.15	31.47	9.34	30.11	100	149	A	H
		5404	51.42	-22.58	74	40.48	31.6	9.47	30.13	100	149	P	H
		5453	43.14	-10.86	54	32.02	31.7	9.56	30.14	100	149	A	H
		5097.76	50.25	-23.75	74	39.24	31.9	9.2	30.09	396	58	P	V
		5143.26	41.24	-12.76	54	30.29	31.8	9.25	30.1	396	58	A	V
	*	5240	107.57	-	-	96.87	31.47	9.34	30.11	396	58	P	V
	*	5240	100.34	-	-	89.64	31.47	9.34	30.11	396	58	A	V
		5351.64	50.25	-23.75	74	39.55	31.4	9.42	30.12	396	58	P	V
		5354.72	41.51	-12.49	54	30.8	31.4	9.43	30.12	396	58	A	V
Remark	1. No other spurious found. 2. All results are PASS against Peak and Average limit line.												



Band 1 5150~5250MHz
WIFI 802.11a (Harmonic @ 3m)

WIFI Ant. 1	Note	Frequency (MHz)	Level (dBμV/m)	Over Limit (dB)	Limit Line (dBμV/m)	Read Level (dBμV)	Antenna Factor (dB/m)	Path Loss (dB)	Preamp Factor (dB)	Ant Pos (cm)	Table Pos (deg)	Peak Avg. (P/A)	Pol. (H/V)
802.11a CH 36 5180MHz		10360	44.45	-23.75	68.2	52.33	39.3	13.57	60.75	100	0	P	H
		15540	44.4	-29.6	74	51.01	37.93	17.01	61.55	100	0	P	H
													H
													H
		10360	44.39	-23.81	68.2	52.27	39.3	13.57	60.75	100	0	P	V
		15540	45.08	-28.92	74	51.69	37.93	17.01	61.55	100	0	P	V
													V
													V
802.11a CH 44 5220MHz		10440	45.25	-22.95	68.2	53.03	39.53	13.65	60.96	100	0	P	H
		15660	45.07	-28.93	74	51.87	37.45	17.16	61.41	100	0	P	H
													H
													H
		10440	44.74	-23.46	68.2	52.52	39.53	13.65	60.96	100	0	P	V
		15660	45.17	-28.83	74	51.97	37.45	17.16	61.41	100	0	P	V
													V
													V
802.11a CH 48 5240MHz		10480	44.63	-23.57	68.2	52.43	39.57	13.67	61.04	100	0	P	H
		15720	45.95	-28.05	74	52.78	37.3	17.21	61.34	400	0	P	H
													H
													H
		10480	43.99	-24.21	68.2	51.79	39.57	13.67	61.04	100	0	P	V
		15720	45.21	-28.79	74	52.04	37.3	17.21	61.34	100	0	P	V
													V
													V
Remark	1. No other spurious found. 2. All results are PASS against Peak and Average limit line.												



Band 1 5150~5250MHz
WIFI 802.11ac VHT20 (Band Edge @ 3m)

WIFI Ant. 1	Note	Frequency (MHz)	Level (dBμV/m)	Over Limit (dB)	Limit Line (dBμV/m)	Read Level (dBμV)	Antenna Factor (dB/m)	Path Loss (dB)	Preamp Factor (dB)	Ant Pos (cm)	Table Pos (deg)	Peak Avg. (P/A)	Pol. (H/V)	
802.11ac VHT20 CH 36 5180MHz		5146.9	67.52	-6.48	74	56.57	31.8	9.25	30.1	100	148	P	H	
		5150	52.62	-1.38	54	41.66	31.8	9.26	30.1	100	148	A	H	
	*	5180	113.26	-	-	102.4	31.67	9.29	30.1	100	148	P	H	
	*	5180	105.61	-	-	94.75	31.67	9.29	30.1	100	148	A	H	
													H	
														H
			5148.46	57.78	-16.22	74	46.83	31.8	9.25	30.1	396	58	P	V
			5150	47.31	-6.69	54	36.35	31.8	9.26	30.1	396	58	A	V
		*	5180	108.87	-	-	98.01	31.67	9.29	30.1	396	58	P	V
		*	5180	101.28	-	-	90.42	31.67	9.29	30.1	396	58	A	V
													V	
													V	
802.11ac VHT20 CH 44 5220MHz		5143	50.65	-23.35	74	39.7	31.8	9.25	30.1	100	149	P	H	
		5149.5	42.03	-11.97	54	31.08	31.8	9.25	30.1	100	149	A	H	
	*	5220	112.86	-	-	102.11	31.53	9.33	30.11	100	149	P	H	
	*	5220	105.6	-	-	94.85	31.53	9.33	30.11	100	149	A	H	
			5385.52	51.01	-22.99	74	40.16	31.53	9.45	30.13	100	149	P	H
			5452.72	42.64	-11.36	54	31.52	31.7	9.56	30.14	100	149	A	H
			5076.18	50.5	-23.5	74	39.52	31.9	9.17	30.09	394	58	P	V
			5100.88	41.19	-12.81	54	30.18	31.9	9.2	30.09	394	58	A	V
		*	5220	108.52	-	-	97.77	31.53	9.33	30.11	394	58	P	V
		*	5220	101.25	-	-	90.5	31.53	9.33	30.11	394	58	A	V
		5409.6	50.06	-23.94	74	39.11	31.6	9.48	30.13	394	58	P	V	
		5363.96	41.01	-12.99	54	30.23	31.47	9.43	30.12	394	58	A	V	



802.11ac VHT20 CH 48 5240MHz		5103.48	50.99	-23.01	74	39.98	31.9	9.2	30.09	100	149	P	H
		5145.6	41.58	-12.42	54	30.63	31.8	9.25	30.1	100	149	A	H
	*	5240	112.63	-	-	101.93	31.47	9.34	30.11	100	149	P	H
	*	5240	105.41	-	-	94.71	31.47	9.34	30.11	100	149	A	H
		5413.8	51.43	-22.57	74	40.44	31.63	9.49	30.13	100	149	P	H
		5355.28	42.55	-11.45	54	31.84	31.4	9.43	30.12	100	149	A	H
		5028.86	50.79	-23.21	74	39.95	31.8	9.12	30.08	393	58	P	V
		5102.18	41.21	-12.79	54	30.2	31.9	9.2	30.09	393	58	A	V
	*	5240	108.2	-	-	97.5	31.47	9.34	30.11	393	58	P	V
	*	5240	100.72	-	-	90.02	31.47	9.34	30.11	393	58	A	V
		5457.2	51.34	-22.66	74	40.21	31.7	9.57	30.14	393	58	P	V
		5362	41.2	-12.8	54	30.42	31.47	9.43	30.12	393	58	A	V
Remark	1. No other spurious found. 2. All results are PASS against Peak and Average limit line.												



Band 1 5150~5250MHz
WIFI 802.11ac VHT20 (Harmonic @ 3m)

WIFI Ant. 1	Note	Frequency (MHz)	Level (dBμV/m)	Over Limit (dB)	Limit Line (dBμV/m)	Read Level (dBμV)	Antenna Factor (dB/m)	Path Loss (dB)	Preamp Factor (dB)	Ant Pos (cm)	Table Pos (deg)	Peak Avg. (P/A)	Pol. (H/V)
802.11ac VHT20 CH 36 5180MHz		10360	44.99	-23.21	68.2	52.87	39.3	13.57	60.75	100	0	P	H
		15540	45.58	-28.42	74	52.19	37.93	17.01	61.55	100	0	P	H
													H
													H
		10360	45.85	-22.35	68.2	53.73	39.3	13.57	60.75	100	0	P	V
		15540	44.63	-29.37	74	51.24	37.93	17.01	61.55	100	0	P	V
													V
802.11ac VHT20 CH 44 5220MHz		10440	44.6	-23.6	68.2	52.38	39.53	13.65	60.96	100	0	P	H
		15660	45.09	-28.91	74	51.89	37.45	17.16	61.41	100	0	P	H
													H
													H
		10440	44.87	-23.33	68.2	52.65	39.53	13.65	60.96	100	0	P	V
		15660	45.34	-28.66	74	52.14	37.45	17.16	61.41	100	0	P	V
													V
802.11ac VHT20 CH 48 5240MHz		10480	44.58	-23.62	68.2	52.38	39.57	13.67	61.04	100	0	P	H
		15720	45.79	-28.21	74	52.62	37.3	17.21	61.34	100	0	P	H
													H
													H
		10480	43.73	-24.47	68.2	51.53	39.57	13.67	61.04	100	0	P	V
		15720	45.7	-28.3	74	52.53	37.3	17.21	61.34	100	0	P	V
													V
Remark	1. No other spurious found. 2. All results are PASS against Peak and Average limit line.												



Band 1 5150~5250MHz
WIFI 802.11ac VHT40 (Band Edge @ 3m)

WIFI Ant. 1	Note	Frequency (MHz)	Level (dBμV/m)	Over Limit (dB)	Limit Line (dBμV/m)	Read Level (dBμV)	Antenna Factor (dB/m)	Path Loss (dB)	Preamp Factor (dB)	Ant Pos (cm)	Table Pos (deg)	Peak Avg. (P/A)	Pol. (H/V)
802.11ac VHT40 CH 38 5190MHz		5147.42	62.4	-11.6	74	51.45	31.8	9.25	30.1	100	146	P	H
		5149.76	52.2	-1.8	54	41.25	31.8	9.25	30.1	100	146	A	H
	*	5190	108.1	-	-	97.23	31.67	9.3	30.1	100	146	P	H
	*	5190	100.8	-	-	89.93	31.67	9.3	30.1	100	146	A	H
		5440.4	51.3	-22.7	74	40.22	31.67	9.54	30.13	100	146	P	H
		5376	42.81	-11.19	54	32.03	31.47	9.44	30.13	100	146	A	H
		5149.76	52.24	-21.76	74	41.29	31.8	9.25	30.1	397	60	P	V
		5150	44.38	-9.62	54	33.42	31.8	9.26	30.1	397	60	A	V
	*	5190	102.95	-	-	92.08	31.67	9.3	30.1	397	60	P	V
	*	5190	95.75	-	-	84.88	31.67	9.3	30.1	397	60	A	V
		5379.92	49.57	-24.43	74	38.73	31.53	9.44	30.13	397	60	P	V
		5453.28	41.39	-12.61	54	30.27	31.7	9.56	30.14	397	60	A	V
802.11ac VHT40 CH 46 5230MHz		5148.98	51.24	-22.76	74	40.29	31.8	9.25	30.1	100	149	P	H
		5149.76	43.33	-10.67	54	32.38	31.8	9.25	30.1	100	149	A	H
	*	5230	110.65	-	-	99.96	31.47	9.33	30.11	100	149	P	H
	*	5230	103.28	-	-	92.59	31.47	9.33	30.11	100	149	A	H
		5366.48	51.41	-22.59	74	40.63	31.47	9.43	30.12	100	149	P	H
		5350	44.26	-9.74	54	33.56	31.4	9.42	30.12	100	149	A	H
		5050.96	50.57	-23.43	74	39.61	31.9	9.15	30.09	392	59	P	V
		5104.26	41.19	-12.81	54	30.18	31.9	9.2	30.09	392	59	A	V
	*	5230	105.73	-	-	95.04	31.47	9.33	30.11	392	59	P	V
	*	5230	98.28	-	-	87.59	31.47	9.33	30.11	392	59	A	V
	5449.08	50.25	-23.75	74	39.12	31.7	9.56	30.13	392	59	P	V	
	5350	41.52	-12.48	54	30.82	31.4	9.42	30.12	392	59	A	V	
Remark	1. No other spurious found. 2. All results are PASS against Peak and Average limit line.												



**Band 1 5150~5250MHz
WIFI 802.11ac VHT40 (Harmonic @ 3m)**

WIFI Ant. 1	Note	Frequency (MHz)	Level (dBμV/m)	Over Limit (dB)	Limit Line (dBμV/m)	Read Level (dBμV)	Antenna Factor (dB/m)	Path Loss (dB)	Preamp Factor (dB)	Ant Pos (cm)	Table Pos (deg)	Peak Avg. (P/A)	Pol. (H/V)
802.11ac VHT40 CH 38 5190MHz		10380	44.69	-23.51	68.2	52.47	39.43	13.59	60.8	100	0	P	H
		15570	45.73	-28.27	74	52.43	37.77	17.05	61.52	100	0	P	H
													H
													H
		10380	44.25	-23.95	68.2	52.03	39.43	13.59	60.8	100	0	P	V
		15570	44.87	-29.13	74	51.57	37.77	17.05	61.52	100	0	P	V
													V
802.11ac VHT40 CH 46 5230MHz		10460	44.94	-23.26	68.2	52.73	39.57	13.66	61.02	100	0	P	H
		15690	46.11	-27.89	74	52.94	37.35	17.19	61.37	100	0	P	H
													H
													H
		10460	44.36	-23.84	68.2	52.15	39.57	13.66	61.02	100	0	P	V
		15690	46.63	-27.37	74	53.46	37.35	17.19	61.37	100	0	P	V
													V
Remark	1. No other spurious found.												
	2. All results are PASS against Peak and Average limit line.												



Band 1 5150~5250MHz
WIFI 802.11ac VHT80 (Band Edge @ 3m)

WIFI Ant. 1	Note	Frequency (MHz)	Level (dBμV/m)	Over Limit (dB)	Limit Line (dBμV/m)	Read Level (dBμV)	Antenna Factor (dB/m)	Path Loss (dB)	Preamp Factor (dB)	Ant Pos (cm)	Table Pos (deg)	Peak Avg. (P/A)	Pol. (H/V)
802.11ac VHT80 CH 42 5210MHz		5149.76	63.28	-10.72	74	52.33	31.8	9.25	30.1	100	144	P	H
		5149.5	51.99	-2.01	54	41.04	31.8	9.25	30.1	100	144	A	H
	*	5210	105.07	-	-	94.33	31.53	9.32	30.11	100	144	P	H
	*	5210	97.97	-	-	87.23	31.53	9.32	30.11	100	144	A	H
		5409.88	50.64	-23.36	74	39.69	31.6	9.48	30.13	100	144	P	H
		5383	42.84	-11.16	54	31.99	31.53	9.45	30.13	100	144	A	H
		5144.82	54.68	-19.32	74	43.73	31.8	9.25	30.1	388	57	P	V
		5147.42	45.47	-8.53	54	34.52	31.8	9.25	30.1	388	57	A	V
	*	5210	100.88	-	-	90.14	31.53	9.32	30.11	388	57	P	V
	*	5210	93.51	-	-	82.77	31.53	9.32	30.11	388	57	A	V
		5454.68	49.64	-24.36	74	38.51	31.7	9.57	30.14	388	57	P	V
	5356.12	41.71	-12.29	54	31	31.4	9.43	30.12	388	57	A	V	
Remark	1. No other spurious found. 2. All results are PASS against Peak and Average limit line.												



Band 1 5150~5250MHz
WIFI 802.11ac VHT80 (Harmonic @ 3m)

Table with 14 columns: WIFI Ant. 1, Note, Frequency (MHz), Level (dBµV/m), Over Limit (dB), Limit Line (dBµV/m), Read Level (dBµV), Antenna Factor (dB/m), Path Loss (dB), Preamp Factor (dB), Ant Pos (cm), Table Pos (deg), Peak Avg. (P/A), Pol. (H/V). Rows include data for 802.11ac VHT80 CH 42 at 10420 and 15630 MHz, and a Remark section.



Band 2 - 5250~5350MHz
WIFI 802.11a (Band Edge @ 3m)

WIFI	Note	Frequency	Level	Over	Limit	Read	Antenna	Path	Preamp	Ant	Table	Peak	Pol.
Ant.				Limit	Line	Level	Factor	Loss	Factor	Pos	Pos	Avg.	
1		(MHz)	(dBμV/m)	(dB)	(dBμV/m)	(dBμV)	(dB/m)	(dB)	(dB)	(cm)	(deg)	(P/A)	(H/V)
802.11a CH 52 5260MHz		5100.98	50.35	-23.65	74	39.34	31.9	9.2	30.09	100	149	P	H
		5080.58	41.11	-12.89	54	30.12	31.9	9.18	30.09	100	149	A	H
	*	5260	113.41	-	-	102.76	31.4	9.36	30.11	100	149	P	H
	*	5260	106.22	-	-	95.57	31.4	9.36	30.11	100	149	A	H
		5367.36	51.48	-22.52	74	40.69	31.47	9.44	30.12	100	149	P	H
		5350.56	42.99	-11.01	54	32.29	31.4	9.42	30.12	100	149	A	H
		5077.18	50.04	-23.96	74	39.06	31.9	9.17	30.09	389	58	P	V
		5113.9	40.98	-13.02	54	29.98	31.87	9.22	30.09	389	58	A	V
	*	5260	107.8	-	-	97.15	31.4	9.36	30.11	389	58	P	V
	*	5260	100.5	-	-	89.85	31.4	9.36	30.11	389	58	A	V
		5432.4	50.19	-23.81	74	39.13	31.67	9.52	30.13	389	58	P	V
		5357.04	41.05	-12.95	54	30.34	31.4	9.43	30.12	389	58	A	V
802.11a CH 60 5300MHz		5092.14	49.9	-24.1	74	38.9	31.9	9.19	30.09	100	147	P	H
		5113.56	41.11	-12.89	54	30.12	31.87	9.21	30.09	100	147	A	H
	*	5300	113.36	-	-	102.69	31.4	9.39	30.12	100	147	P	H
	*	5300	105.58	-	-	94.91	31.4	9.39	30.12	100	147	A	H
		5352.48	55.11	-18.89	74	44.41	31.4	9.42	30.12	100	147	P	H
		5350.08	45.77	-8.23	54	35.07	31.4	9.42	30.12	100	147	A	H
		5147.22	50.1	-23.9	74	39.15	31.8	9.25	30.1	382	56	P	V
		5100.3	41.12	-12.88	54	30.11	31.9	9.2	30.09	382	56	A	V
	*	5300	107.86	-	-	97.19	31.4	9.39	30.12	382	56	P	V
	*	5300	100.39	-	-	89.72	31.4	9.39	30.12	382	56	A	V
		5414.88	51	-23	74	40.01	31.63	9.49	30.13	382	56	P	V
		5352.48	41.54	-12.46	54	30.84	31.4	9.42	30.12	382	56	A	V



802.11a CH 64 5320MHz	*	5320	113.49	-	-	102.81	31.4	9.4	30.12	338	235	P	H
	*	5320	106.28	-	-	95.6	31.4	9.4	30.12	338	235	A	H
		5352.64	67.22	-6.78	74	56.52	31.4	9.42	30.12	338	235	P	H
		5350.72	52.11	-1.89	54	41.41	31.4	9.42	30.12	338	235	A	H
													H
													H
	*	5320	106.04	-	-	95.36	31.4	9.4	30.12	304	30	P	V
	*	5320	98.46	-	-	87.78	31.4	9.4	30.12	304	30	A	V
		5352.16	59.36	-14.64	74	48.66	31.4	9.42	30.12	304	30	P	V
		5350.08	45.73	-8.27	54	35.03	31.4	9.42	30.12	304	30	A	V
													V
													V
Remark	1. No other spurious found. 2. All results are PASS against Peak and Average limit line.												



Band 2 5250~5350MHz
WIFI 802.11a (Harmonic @ 3m)

WIFI Ant. 1	Note	Frequency (MHz)	Level (dBμV/m)	Over Limit (dB)	Limit Line (dBμV/m)	Read Level (dBμV)	Antenna Factor (dB/m)	Path Loss (dB)	Preamp Factor (dB)	Ant Pos (cm)	Table Pos (deg)	Peak Avg. (P/A)	Pol. (H/V)
802.11a CH 52 5260MHz		10520	45.1	-23.1	68.2	52.9	39.63	13.69	61.12	100	0	P	H
		15780	45.12	-28.88	74	51.81	37.3	17.27	61.26	100	0	P	H
													H
													H
		10520	45.42	-22.78	68.2	53.22	39.63	13.69	61.12	100	0	P	V
		15780	45.53	-28.47	74	52.22	37.3	17.27	61.26	100	0	P	V
													V
													V
802.11a CH 60 5300MHz		10600	45.36	-22.84	68.2	53.06	39.8	13.72	61.22	100	0	P	H
		15900	45.24	-28.76	74	51.98	37	17.38	61.12	100	0	P	H
													H
													H
		10600	45.15	-23.05	68.2	52.85	39.8	13.72	61.22	100	0	P	V
		15900	45.27	-28.73	74	52.01	37	17.38	61.12	100	0	P	V
													V
													V
802.11a CH 64 5320MHz		10640	46.03	-27.97	74	53.78	39.8	13.72	61.27	100	0	P	H
		15960	44.17	-29.83	74	50.96	36.93	17.33	61.05	100	0	P	H
													H
													H
		10640	45.62	-28.38	74	53.37	39.8	13.72	61.27	100	0	P	V
		15960	44.66	-29.34	74	51.45	36.93	17.33	61.05	100	0	P	V
													V
													V
Remark	1. No other spurious found. 2. All results are PASS against Peak and Average limit line.												



Band 2 5250~5350MHz
WIFI 802.11ac VHT20 (Band Edge @ 3m)

WIFI Ant. 1	Note	Frequency (MHz)	Level (dBμV/m)	Over Limit (dB)	Limit Line (dBμV/m)	Read Level (dBμV)	Antenna Factor (dB/m)	Path Loss (dB)	Preamp Factor (dB)	Ant Pos (cm)	Table Pos (deg)	Peak Avg. (P/A)	Pol. (H/V)
802.11ac VHT20 CH 52 5260MHz		5133.28	49.86	-24.14	74	38.89	31.83	9.24	30.1	100	148	P	H
		5090.44	41.16	-12.84	54	30.16	31.9	9.19	30.09	100	148	A	H
	*	5260	113.05	-	-	102.4	31.4	9.36	30.11	100	148	P	H
	*	5260	105.76	-	-	95.11	31.4	9.36	30.11	100	148	A	H
		5351.76	51.07	-22.93	74	40.37	31.4	9.42	30.12	100	148	P	H
		5350.32	42.8	-11.2	54	32.1	31.4	9.42	30.12	100	148	A	H
		5137.36	50.87	-23.13	74	39.9	31.83	9.24	30.1	389	58	P	V
		5072.42	41.12	-12.88	54	30.14	31.9	9.17	30.09	389	58	A	V
	*	5260	107.99	-	-	97.34	31.4	9.36	30.11	389	58	P	V
	*	5260	100.25	-	-	89.6	31.4	9.36	30.11	389	58	A	V
		5449.68	50.36	-23.64	74	39.23	31.7	9.56	30.13	389	58	P	V
		5404.56	41	-13	54	30.06	31.6	9.47	30.13	389	58	A	V
802.11ac VHT20 CH 60 5300MHz		5132.94	50.9	-23.1	74	39.93	31.83	9.24	30.1	100	148	P	H
		5090.78	41.39	-12.61	54	30.39	31.9	9.19	30.09	100	148	A	H
	*	5300	113.04	-	-	102.37	31.4	9.39	30.12	100	148	P	H
	*	5300	105.46	-	-	94.79	31.4	9.39	30.12	100	148	A	H
		5368.56	54.29	-19.71	74	43.5	31.47	9.44	30.12	100	148	P	H
		5350.32	45.61	-8.39	54	34.91	31.4	9.42	30.12	100	148	A	H
		5108.46	50.53	-23.47	74	39.54	31.87	9.21	30.09	382	57	P	V
		5114.24	41.09	-12.91	54	30.09	31.87	9.22	30.09	382	57	A	V
	*	5300	107.98	-	-	97.31	31.4	9.39	30.12	382	57	P	V
	*	5300	100.32	-	-	89.65	31.4	9.39	30.12	382	57	A	V
	5425.92	50.8	-23.2	74	39.79	31.63	9.51	30.13	382	57	P	V	
	5352.48	41.59	-12.41	54	30.89	31.4	9.42	30.12	382	57	A	V	



802.11ac VHT20 CH 64 5320MHz	*	5320	113.1	-	-	102.42	31.4	9.4	30.12	100	147	P	H
	*	5320	105.41	-	-	94.73	31.4	9.4	30.12	100	147	A	H
		5352	66.99	-7.01	74	56.29	31.4	9.42	30.12	100	147	P	H
		5350.08	51.33	-2.67	54	40.63	31.4	9.42	30.12	100	147	A	H
													H
													H
	*	5320	107.23	-	-	96.55	31.4	9.4	30.12	397	58	P	V
	*	5320	99.91	-	-	89.23	31.4	9.4	30.12	397	58	A	V
		5352	60.11	-13.89	74	49.41	31.4	9.42	30.12	397	58	P	V
		5350.08	45.97	-8.03	54	35.27	31.4	9.42	30.12	397	58	A	V
													V
												V	
Remark	1. No other spurious found. 2. All results are PASS against Peak and Average limit line.												



Band 2 5250~5350MHz
WIFI 802.11ac VHT20 (Harmonic @ 3m)

WIFI Ant. 1	Note	Frequency (MHz)	Level (dBμV/m)	Over Limit (dB)	Limit Line (dBμV/m)	Read Level (dBμV)	Antenna Factor (dB/m)	Path Loss (dB)	Preamp Factor (dB)	Ant Pos (cm)	Table Pos (deg)	Peak Avg. (P/A)	Pol. (H/V)	
802.11ac VHT20 CH 52 5260MHz		10520	44.81	-23.39	68.2	52.61	39.63	13.69	61.12	100	0	P	H	
		15780	45.97	-28.03	74	52.66	37.3	17.27	61.26	100	0	P	H	
													H	
													H	
			10520	44.4	-23.8	68.2	52.2	39.63	13.69	61.12	100	0	P	V
			15780	45.6	-28.4	74	52.29	37.3	17.27	61.26	100	0	P	V
														V
802.11ac VHT20 CH 60 5300MHz		10600	44.93	-23.27	68.2	52.63	39.8	13.72	61.22	100	0	P	H	
		15900	45	-29	74	51.74	37	17.38	61.12	100	0	P	H	
													H	
													H	
			10600	44.59	-23.61	68.2	52.29	39.8	13.72	61.22	100	0	P	V
			15900	45.67	-28.33	74	52.41	37	17.38	61.12	100	0	P	V
														V
802.11ac VHT20 CH 64 5320MHz		10640	44.73	-29.27	74	52.48	39.8	13.72	61.27	100	0	P	H	
		15960	44.52	-29.48	74	51.31	36.93	17.33	61.05	100	0	P	H	
													H	
													H	
			10640	45.26	-28.74	74	53.01	39.8	13.72	61.27	100	0	P	V
			15960	45.4	-28.6	74	52.19	36.93	17.33	61.05	100	0	P	V
														V
Remark	1. No other spurious found. 2. All results are PASS against Peak and Average limit line.													



Band 2 5250~5350MHz
WIFI 802.11ac VHT40 (Band Edge @ 3m)

WIFI Ant. 1	Note	Frequency (MHz)	Level (dBμV/m)	Over Limit (dB)	Limit Line (dBμV/m)	Read Level (dBμV)	Antenna Factor (dB/m)	Path Loss (dB)	Preamp Factor (dB)	Ant Pos (cm)	Table Pos (deg)	Peak Avg. (P/A)	Pol. (H/V)
802.11ac VHT40 CH 54 5270MHz		5067.32	50.56	-23.44	74	39.59	31.9	9.16	30.09	100	149	P	H
		5145.86	41.26	-12.74	54	30.31	31.8	9.25	30.1	100	149	A	H
	*	5270	110.64	-	-	99.99	31.4	9.36	30.11	100	149	P	H
	*	5270	103.23	-	-	92.58	31.4	9.36	30.11	100	149	A	H
		5351.52	57.78	-16.22	74	47.08	31.4	9.42	30.12	100	149	P	H
		5350.08	46.04	-7.96	54	35.34	31.4	9.42	30.12	100	149	A	H
		5093.5	50.17	-23.83	74	39.17	31.9	9.19	30.09	385	57	P	V
		5076.5	41.07	-12.93	54	30.09	31.9	9.17	30.09	385	57	A	V
	*	5270	104.78	-	-	94.13	31.4	9.36	30.11	385	57	P	V
	*	5270	97.48	-	-	86.83	31.4	9.36	30.11	385	57	A	V
		5398.32	52.06	-21.94	74	41.13	31.6	9.46	30.13	385	57	P	V
		5362.32	41.36	-12.64	54	30.58	31.47	9.43	30.12	385	57	A	V
802.11ac VHT40 CH 62 5310MHz		5086.36	50.63	-23.37	74	39.64	31.9	9.18	30.09	100	149	P	H
		5103.02	41.47	-12.53	54	30.46	31.9	9.2	30.09	100	149	A	H
	*	5310	106.92	-	-	96.25	31.4	9.39	30.12	100	149	P	H
	*	5310	99.73	-	-	89.06	31.4	9.39	30.12	100	149	A	H
		5350.32	60.9	-13.1	74	50.2	31.4	9.42	30.12	100	149	P	H
		5350.08	51.93	-2.07	54	41.23	31.4	9.42	30.12	100	149	A	H
		5123.08	50.76	-23.24	74	39.8	31.83	9.23	30.1	355	300	P	V
		5102.68	41.31	-12.69	54	30.3	31.9	9.2	30.09	355	300	A	V
	*	5310	98.25	-	-	87.58	31.4	9.39	30.12	355	300	P	V
	*	5310	90.96	-	-	80.29	31.4	9.39	30.12	355	300	A	V
	5350.08	53.33	-20.67	74	42.63	31.4	9.42	30.12	355	300	P	V	
	5350.08	44.27	-9.73	54	33.57	31.4	9.42	30.12	355	300	A	V	
Remark	1. No other spurious found. 2. All results are PASS against Peak and Average limit line.												



Band 2 5250~5350MHz
WIFI 802.11ac VHT40 (Harmonic @ 3m)

WIFI Ant. 1	Note	Frequency (MHz)	Level (dBμV/m)	Over Limit (dB)	Limit Line (dBμV/m)	Read Level (dBμV)	Antenna Factor (dB/m)	Path Loss (dB)	Preamp Factor (dB)	Ant Pos (cm)	Table Pos (deg)	Peak Avg. (P/A)	Pol. (H/V)	
802.11ac VHT40 CH 54 5270MHz		10540	44.3	-23.9	68.2	52.08	39.67	13.7	61.15	100	0	P	H	
		15810	45.37	-28.63	74	52	37.3	17.3	61.23	100	0	P	H	
													H	
													H	
			10540	44.11	-24.09	68.2	51.89	39.67	13.7	61.15	100	0	P	V
			15810	45.35	-28.65	74	51.98	37.3	17.3	61.23	100	0	P	V
														V
802.11ac VHT40 CH 62 5310MHz		10620	44.99	-29.01	74	52.71	39.8	13.72	61.24	100	0	P	H	
		15930	45	-29	74	51.75	36.97	17.36	61.08	100	0	P	H	
													H	
													H	
			10620	46.18	-27.82	74	53.9	39.8	13.72	61.24	100	0	P	V
			15930	44.65	-29.35	74	51.4	36.97	17.36	61.08	100	0	P	V
														V
Remark	1. No other spurious found.													
	2. All results are PASS against Peak and Average limit line.													



Band 2 5250~5350MHz
WIFI 802.11ac VHT80 (Band Edge @ 3m)

WIFI Ant. 1	Note	Frequency (MHz)	Level (dBμV/m)	Over Limit (dB)	Limit Line (dBμV/m)	Read Level (dBμV)	Antenna Factor (dB/m)	Path Loss (dB)	Preamp Factor (dB)	Ant Pos (cm)	Table Pos (deg)	Peak Avg. (P/A)	Pol. (H/V)
802.11ac VHT80 CH 58 5290MHz		5090.78	51.19	-22.81	74	40.19	31.9	9.19	30.09	374	234	P	H
		5032.98	41.91	-12.09	54	31.06	31.8	9.13	30.08	374	234	A	H
	*	5290	100.99	-	-	90.32	31.4	9.38	30.11	374	234	P	H
	*	5290	93.86	-	-	83.19	31.4	9.38	30.11	374	234	A	H
		5354.16	62.75	-11.25	74	52.04	31.4	9.43	30.12	374	234	P	H
		5354.4	51.82	-2.18	54	41.11	31.4	9.43	30.12	374	234	A	H
		5079.9	50.26	-23.74	74	39.27	31.9	9.18	30.09	339	134	P	V
		5107.1	42.18	-11.82	54	31.19	31.87	9.21	30.09	339	134	A	V
	*	5290	95.07	-	-	84.4	31.4	9.38	30.11	339	134	P	V
	*	5290	88.04	-	-	77.37	31.4	9.38	30.11	339	134	A	V
		5354.16	57.46	-16.54	74	46.75	31.4	9.43	30.12	339	134	P	V
	5352.48	46.07	-7.93	54	35.37	31.4	9.42	30.12	339	134	A	V	
Remark	1. No other spurious found. 2. All results are PASS against Peak and Average limit line.												



Band 2 5250~5350MHz

WIFI 802.11ac VHT80 (Harmonic @ 3m)

WIFI Ant. 1	Note	Frequency (MHz)	Level (dBμV/m)	Over Limit (dB)	Limit Line (dBμV/m)	Read Level (dBμV)	Antenna Factor (dB/m)	Path Loss (dB)	Preamp Factor (dB)	Ant Pos (cm)	Table Pos (deg)	Peak Avg. (P/A)	Pol. (H/V)	
802.11ac VHT80 CH 58 5290MHz		10580	44.67	-23.53	68.2	52.42	39.73	13.71	61.19	100	0	P	H	
		15870	44.92	-29.08	74	51.67	37.06	17.35	61.16	100	0	P	H	
													H	
													H	
			10580	44.47	-23.73	68.2	52.22	39.73	13.71	61.19	100	0	P	V
			15870	44.56	-29.44	74	51.31	37.06	17.35	61.16	100	0	P	V
														V
Remark	1. No other spurious found. 2. All results are PASS against Peak and Average limit line.													



Band 3 - 5470~5725MHz
WIFI 802.11a (Band Edge @ 3m)

WIFI	Note	Frequency	Level	Over	Limit	Read	Antenna	Path	Preamp	Ant	Table	Peak	Pol.	
Ant.				Limit	Line	Level	Factor	Loss	Factor	Pos	Pos	Avg.		
1		(MHz)	(dBμV/m)	(dB)	(dBμV/m)	(dBμV)	(dB/m)	(dB)	(dB)	(cm)	(deg)	(P/A)	(H/V)	
802.11a CH 100 5500MHz		5441.52	54.35	-19.65	74	43.27	31.67	9.54	30.13	390	235	P	H	
		5469.68	62.07	-6.13	68.2	50.91	31.7	9.6	30.14	390	235	P	H	
		5459.12	45.88	-8.12	54	34.74	31.7	9.58	30.14	390	235	A	H	
	*	5500	114.85	-	-	103.63	31.7	9.66	30.14	390	235	P	H	
	*	5500	107.48	-	-	96.26	31.7	9.66	30.14	390	235	A	H	
														H
			5452.72	51.44	-22.56	74	40.32	31.7	9.56	30.14	304	348	P	V
			5467.76	53.7	-14.5	68.2	42.55	31.7	9.59	30.14	304	348	P	V
			5458.64	42.51	-11.49	54	31.38	31.7	9.57	30.14	304	348	A	V
	*		5500	108.5	-	-	97.28	31.7	9.66	30.14	304	348	P	V
	*		5500	101.11	-	-	89.89	31.7	9.66	30.14	304	348	A	V
														V
802.11a CH 116 5580MHz		5444.08	50.49	-23.51	74	39.4	31.67	9.55	30.13	100	148	P	H	
		5460	49.48	-18.72	68.2	38.34	31.7	9.58	30.14	100	148	P	H	
		5452.96	42.03	-11.97	54	30.91	31.7	9.56	30.14	100	148	A	H	
	*	5580	112.42	-	-	101	31.8	9.81	30.19	100	148	P	H	
	*	5580	105.07	-	-	93.65	31.8	9.81	30.19	100	148	A	H	
			5748.935	51.02	-17.18	68.2	39.43	32	9.86	30.27	100	148	P	H
			5384.08	50.96	-23.04	74	40.11	31.53	9.45	30.13	400	52	P	V
			5462.56	49.94	-18.26	68.2	38.8	31.7	9.58	30.14	400	52	P	V
			5452.96	41.41	-12.59	54	30.29	31.7	9.56	30.14	400	52	A	V
	*		5580	108.4	-	-	96.98	31.8	9.81	30.19	400	52	P	V
	*		5580	101.14	-	-	89.72	31.8	9.81	30.19	400	52	A	V
			5755.865	50.91	-17.29	68.2	39.26	32.07	9.87	30.29	400	52	P	V



802.11a CH 140 5700MHz	*	5700	111.98	-	-	100.57	31.8	9.86	30.25	363	235	P	H
	*	5700	103.64	-	-	92.23	31.8	9.86	30.25	363	235	A	H
		5725.08	66.81	-1.39	68.2	55.28	31.93	9.86	30.26	363	235	P	H
													H
													H
													H
	*	5700	106.29	-	-	94.88	31.8	9.86	30.25	334	357	P	V
	*	5700	98.99	-	-	87.58	31.8	9.86	30.25	334	357	A	V
		5725.16	63.75	-4.45	68.2	52.22	31.93	9.86	30.26	334	357	P	V
													V
													V
													V
Remark	1. No other spurious found. 2. All results are PASS against Peak and Average limit line.												



Band 3 - 5470~5725MHz
WIFI 802.11a (Harmonic @ 3m)

WIFI Ant. 1	Note	Frequency (MHz)	Level (dBµV/m)	Over Limit (dB)	Limit Line (dBµV/m)	Read Level (dBµV)	Antenna Factor (dB/m)	Path Loss (dB)	Preamp Factor (dB)	Ant Pos (cm)	Table Pos (deg)	Peak Avg. (P/A)	Pol. (H/V)
802.11a CH 100 5500MHz		11000	46.3	-27.7	74	53.73	40.4	13.87	61.7	100	0	P	H
		16500	45.59	-22.61	68.2	49.14	38.6	17.55	59.7	100	0	P	H
													H
													H
		11000	45.99	-28.01	74	53.42	40.4	13.87	61.7	100	0	P	V
		16500	46.55	-21.65	68.2	50.1	38.6	17.55	59.7	100	0	P	V
													V
													V
802.11a CH 116 5580MHz		11160	46.55	-27.45	74	54.34	39.93	14.14	61.86	100	0	P	H
		16740	47.8	-20.4	68.2	49.75	39.78	17.92	59.65	100	0	P	H
													H
													H
		11160	45.68	-28.32	74	53.47	39.93	14.14	61.86	100	0	P	V
		16740	48.11	-20.09	68.2	50.06	39.78	17.92	59.65	100	0	P	V
													V
													V
802.11a CH 140 5700MHz		11400	45.57	-28.43	74	53.14	40	14.53	62.1	100	0	P	H
		17100	49.34	-18.86	68.2	49.98	40.5	18.24	59.38	100	0	P	H
													H
													H
		11400	45.13	-28.87	74	52.7	40	14.53	62.1	100	0	P	V
		17100	48.24	-19.96	68.2	48.88	40.5	18.24	59.38	100	0	P	V
													V
													V
Remark	1. No other spurious found. 2. All results are PASS against Peak and Average limit line.												



Band 3 - 5470~5725MHz
WIFI 802.11ac VHT20 (Band Edge @ 3m)

WIFI Ant. 1	Note	Frequency (MHz)	Level (dBμV/m)	Over Limit (dB)	Limit Line (dBμV/m)	Read Level (dBμV)	Antenna Factor (dB/m)	Path Loss (dB)	Preamp Factor (dB)	Ant Pos (cm)	Table Pos (deg)	Peak Avg. (P/A)	Pol. (H/V)	
802.11ac VHT20 CH 100 5500MHz		5458.64	55.89	-18.11	74	44.76	31.7	9.57	30.14	100	150	P	H	
		5469.36	63.37	-4.83	68.2	52.21	31.7	9.6	30.14	100	150	P	H	
		5460	45.89	-8.11	54	34.75	31.7	9.58	30.14	100	150	A	H	
	*	5500	113.78	-	-	102.56	31.7	9.66	30.14	100	150	P	H	
	*	5500	106.49	-	-	95.27	31.7	9.66	30.14	100	150	A	H	
														H
			5459.92	51.47	-22.53	74	40.33	31.7	9.58	30.14	392	50	P	V
			5470	56.44	-11.76	68.2	45.28	31.7	9.6	30.14	392	50	P	V
			5460	42.89	-11.11	54	31.75	31.7	9.58	30.14	392	50	A	V
	*		5500	109.7	-	-	98.48	31.7	9.66	30.14	392	50	P	V
	*		5500	101.97	-	-	90.75	31.7	9.66	30.14	392	50	A	V
													V	
802.11ac VHT20 CH 116 5580MHz		5452.96	50.53	-23.47	74	39.41	31.7	9.56	30.14	100	146	P	H	
		5466.16	50.43	-17.77	68.2	39.28	31.7	9.59	30.14	100	146	P	H	
		5452.72	42.49	-11.51	54	31.37	31.7	9.56	30.14	100	146	A	H	
	*	5580	112.34	-	-	100.92	31.8	9.81	30.19	100	146	P	H	
	*	5580	104.77	-	-	93.35	31.8	9.81	30.19	100	146	A	H	
			5760.59	52.53	-15.67	68.2	40.88	32.07	9.87	30.29	100	146	P	H
			5452.96	50.23	-23.77	74	39.11	31.7	9.56	30.14	400	52	P	V
			5463.52	49.92	-18.28	68.2	38.78	31.7	9.58	30.14	400	52	P	V
			5452.72	41.5	-12.5	54	30.38	31.7	9.56	30.14	400	52	A	V
	*		5580	108.34	-	-	96.92	31.8	9.81	30.19	400	52	P	V
	*		5580	100.9	-	-	89.48	31.8	9.81	30.19	400	52	A	V
		5750.51	49.97	-18.23	68.2	38.37	32	9.87	30.27	400	52	P	V	



802.11ac VHT20 CH 140 5700MHz	*	5700	110.72	-	-	99.31	31.8	9.86	30.25	100	157	P	H
	*	5700	103.02	-	-	91.61	31.8	9.86	30.25	100	157	A	H
		5725	67.16	-1.04	68.2	55.63	31.93	9.86	30.26	100	157	P	H
													H
													H
													H
	*	5700	106.5	-	-	95.09	31.8	9.86	30.25	400	47	P	V
	*	5700	99.01	-	-	87.6	31.8	9.86	30.25	400	47	A	V
		5725	61.83	-6.37	68.2	50.3	31.93	9.86	30.26	400	47	P	V
													V
													V
													V
Remark	1. No other spurious found. 2. All results are PASS against Peak and Average limit line.												



**Band 3 - 5470~5725MHz
WIFI 802.11ac VHT20 (Harmonic @ 3m)**

WIFI Ant. 1	Note	Frequency (MHz)	Level (dBμV/m)	Over Limit (dB)	Limit Line (dBμV/m)	Read Level (dBμV)	Antenna Factor (dB/m)	Path Loss (dB)	Preamp Factor (dB)	Ant Pos (cm)	Table Pos (deg)	Peak Avg. (P/A)	Pol. (H/V)	
802.11ac VHT20 CH 100 5500MHz		11000	46.15	-27.85	74	53.59	40.4	13.86	61.7	100	0	P	H	
		16500	45.45	-22.75	68.2	49	38.6	17.55	59.7	100	0	P	H	
													H	
													H	
			11000	46.94	-27.06	74	54.38	40.4	13.86	61.7	100	0	P	V
			16500	45.95	-22.25	68.2	49.5	38.6	17.55	59.7	100	0	P	V
														V
802.11ac VHT20 CH 116 5580MHz		11160	45.23	-28.77	74	53.02	39.93	14.14	61.86	100	0	P	H	
		16740	47.81	-20.39	68.2	49.76	39.78	17.92	59.65	100	0	P	H	
													H	
													H	
			11160	45.29	-28.71	74	53.08	39.93	14.14	61.86	100	0	P	V
			16740	47.66	-20.54	68.2	49.61	39.78	17.92	59.65	100	0	P	V
														V
802.11ac VHT20 CH 140 5700MHz		11400	45.13	-28.87	74	52.7	40	14.53	62.1	100	0	P	H	
		17100	47.92	-20.28	68.2	48.56	40.5	18.24	59.38	100	0	P	H	
													H	
													H	
			11400	45	-29	74	52.57	40	14.53	62.1	100	0	P	V
			17100	48.34	-19.86	68.2	48.98	40.5	18.24	59.38	100	0	P	V
														V
Remark	1. No other spurious found.													
	2. All results are PASS against Peak and Average limit line.													



Band 3 - 5470~5725MHz
WIFI 802.11ac VHT40 (Band Edge @ 3m)

WIFI Ant. 1	Note	Frequency (MHz)	Level (dBμV/m)	Over Limit (dB)	Limit Line (dBμV/m)	Read Level (dBμV)	Antenna Factor (dB/m)	Path Loss (dB)	Preamp Factor (dB)	Ant Pos (cm)	Table Pos (deg)	Peak Avg. (P/A)	Pol. (H/V)
802.11ac VHT40 CH 102 5510MHz		5450.56	59.66	-14.34	74	48.54	31.7	9.56	30.14	100	151	P	H
		5467.12	64.52	-3.68	68.2	53.37	31.7	9.59	30.14	100	151	P	H
		5459.92	48.18	-5.82	54	37.04	31.7	9.58	30.14	100	151	A	H
	*	5510	108.38	-	-	97.16	31.7	9.67	30.15	100	151	P	H
	*	5510	101.01	-	-	89.79	31.7	9.67	30.15	100	151	A	H
		5758.07	51.03	-17.17	68.2	39.38	32.07	9.87	30.29	100	151	P	H
		5451.04	52.88	-21.12	74	41.76	31.7	9.56	30.14	394	51	P	V
		5466.4	56.94	-11.26	68.2	45.79	31.7	9.59	30.14	394	51	P	V
		5459.68	42.95	-11.05	54	31.81	31.7	9.58	30.14	394	51	A	V
	*	5512	103.59	-	-	92.36	31.7	9.68	30.15	394	51	P	V
	*	5512	96.14	-	-	84.91	31.7	9.68	30.15	394	51	A	V
	5755.235	50.53	-17.67	68.2	38.86	32.07	9.87	30.27	394	51	P	V	
802.11ac VHT40 CH 110 5550MHz		5430.16	52.73	-21.27	74	41.67	31.67	9.52	30.13	100	149	P	H
		5461.6	53.82	-14.38	68.2	42.68	31.7	9.58	30.14	100	149	P	H
		5459.92	44.1	-9.9	54	32.96	31.7	9.58	30.14	100	149	A	H
	*	5550	109.85	-	-	98.47	31.8	9.75	30.17	100	149	P	H
	*	5550	102.34	-	-	90.96	31.8	9.75	30.17	100	149	A	H
		5736.335	51.56	-16.64	68.2	39.97	32	9.86	30.27	100	149	P	H
		5450.8	50.53	-23.47	74	39.41	31.7	9.56	30.14	387	51	P	V
		5469.52	50.23	-17.97	68.2	39.07	31.7	9.6	30.14	387	51	P	V
		5457.52	41.74	-12.26	54	30.61	31.7	9.57	30.14	387	51	A	V
	*	5550	105.64	-	-	94.26	31.8	9.75	30.17	387	51	P	V
	*	5550	98.2	-	-	86.82	31.8	9.75	30.17	387	51	A	V
	5736.02	51.3	-16.9	68.2	39.71	32	9.86	30.27	387	51	P	V	



802.11ac VHT40 CH 134 5670MHz		5459.2	50.32	-23.68	74	39.18	31.7	9.58	30.14	100	155	P	H
		5461.65	49.62	-18.58	68.2	38.48	31.7	9.58	30.14	100	155	P	H
		5452.55	41.75	-12.25	54	30.63	31.7	9.56	30.14	100	155	A	H
	*	5670	109.33	-	-	97.95	31.75	9.86	30.23	100	155	P	H
	*	5670	102.1	-	-	90.72	31.75	9.86	30.23	100	155	A	H
		5725	66.14	-2.06	68.2	54.61	31.93	9.86	30.26	100	155	P	H
		5454.3	49.83	-24.17	74	38.7	31.7	9.57	30.14	400	75	P	V
		5468.65	49.55	-18.65	68.2	38.4	31.7	9.59	30.14	400	75	P	V
		5421.75	41.29	-12.71	54	30.29	31.63	9.5	30.13	400	75	A	V
	*	5670	103.34	-	-	91.96	31.75	9.86	30.23	400	75	P	V
	*	5670	96.14	-	-	84.76	31.75	9.86	30.23	400	75	A	V
		5725.275	57.88	-10.32	68.2	46.35	31.93	9.86	30.26	400	75	P	V
Remark	1. No other spurious found. 2. All results are PASS against Peak and Average limit line.												



Band 3 - 5470~5725MHz
WIFI 802.11ac VHT40 (Harmonic @ 3m)

WIFI Ant. 1	Note	Frequency (MHz)	Level (dBμV/m)	Over Limit (dB)	Limit Line (dBμV/m)	Read Level (dBμV)	Antenna Factor (dB/m)	Path Loss (dB)	Preamp Factor (dB)	Ant Pos (cm)	Table Pos (deg)	Peak Avg. (P/A)	Pol. (H/V)
802.11ac VHT40 CH 102 5510MHz		11020	45.68	-28.32	74	53.18	40.33	13.89	61.72	100	0	P	H
		16530	46.73	-21.47	68.2	50.12	38.7	17.6	59.69	100	0	P	H
													H
													H
		11020	45.69	-28.31	74	53.19	40.33	13.89	61.72	100	0	P	V
		16530	45.53	-22.67	68.2	48.92	38.7	17.6	59.69	100	0	P	V
													V
802.11ac VHT40 CH 110 5550MHz		11100	45.86	-28.14	74	53.68	40	13.98	61.8	100	0	P	H
		16650	46.19	-22.01	68.2	48.84	39.2	17.82	59.67	100	0	P	H
													H
													H
		11100	45.71	-28.29	74	53.53	40	13.98	61.8	100	0	P	V
		16650	46.64	-21.56	68.2	49.29	39.2	17.82	59.67	100	0	P	V
													V
802.11ac VHT40 CH 134 5670MHz		11340	45.28	-28.72	74	52.92	39.87	14.53	62.04	100	0	P	H
		17010	48.2	-20	68.2	49.19	40.5	18.09	59.58	100	0	P	H
													H
													H
		11340	45.78	-28.22	74	53.42	39.87	14.53	62.04	100	0	P	V
		17010	48.53	-19.67	68.2	49.52	40.5	18.09	59.58	100	0	P	V
													V
Remark	1. No other spurious found.												
	2. All results are PASS against Peak and Average limit line.												



Band 3 5470~5725MHz
WIFI 802.11ac VHT80 (Band Edge @ 3m)

WIFI Ant. 1	Note	Frequency (MHz)	Level (dBμV/m)	Over Limit (dB)	Limit Line (dBμV/m)	Read Level (dBμV)	Antenna Factor (dB/m)	Path Loss (dB)	Preamp Factor (dB)	Ant Pos (cm)	Table Pos (deg)	Peak Avg. (P/A)	Pol. (H/V)
802.11ac VHT80 CH 106 5530MHz		5458.96	63.4	-10.6	74	52.27	31.7	9.57	30.14	363	233	P	H
		5466.4	65.84	-2.36	68.2	54.69	31.7	9.59	30.14	363	233	P	H
		5454.88	52.5	-1.5	54	41.37	31.7	9.57	30.14	363	233	A	H
	*	5530	105.59	-	-	94.32	31.73	9.71	30.17	363	233	P	H
	*	5530	98.54	-	-	87.27	31.73	9.71	30.17	363	233	A	H
		5745.155	52.56	-15.64	68.2	40.97	32	9.86	30.27	363	233	P	H
		5452.72	58.59	-15.41	74	47.47	31.7	9.56	30.14	314	347	P	V
		5469.76	59.02	-9.18	68.2	47.86	31.7	9.6	30.14	314	347	P	V
		5459.44	46.03	-7.97	54	34.89	31.7	9.58	30.14	314	347	A	V
	*	5530	99.69	-	-	88.42	31.73	9.71	30.17	314	347	P	V
	*	5530	92.65	-	-	81.38	31.73	9.71	30.17	314	347	A	V
	5729.72	51.4	-16.8	68.2	39.87	31.93	9.86	30.26	314	347	P	V	
802.11ac VHT80 CH 122 5610MHz		5452.96	52.61	-21.39	74	41.49	31.7	9.56	30.14	353	145	P	H
		5466.4	53.27	-14.93	68.2	42.12	31.7	9.59	30.14	353	145	P	H
		5459.2	43.81	-10.19	54	32.67	31.7	9.58	30.14	353	145	A	H
	*	5610	106.56	-	-	95.12	31.8	9.85	30.21	353	145	P	H
	*	5610	98.97	-	-	87.53	31.8	9.85	30.21	353	145	A	H
		5727.2	59.54	-8.66	68.2	48.01	31.93	9.86	30.26	353	145	P	H
		5436.4	51.26	-22.74	74	40.19	31.67	9.53	30.13	398	52	P	V
		5466.4	51.77	-16.43	68.2	40.62	31.7	9.59	30.14	398	52	P	V
		5457.28	42.69	-11.31	54	31.56	31.7	9.57	30.14	398	52	A	V
	*	5610	103.46	-	-	92.02	31.8	9.85	30.21	398	52	P	V
	*	5610	95.53	-	-	84.09	31.8	9.85	30.21	398	52	A	V
	5731.925	54.17	-14.03	68.2	42.65	31.93	9.86	30.27	398	52	P	V	
Remark	1. No other spurious found. 2. All results are PASS against Peak and Average limit line.												



Band 3 5470~5725MHz
WIFI 802.11ac VHT80 (Harmonic @ 3m)

WIFI Ant. 1	Note	Frequency (MHz)	Level (dBμV/m)	Over Limit (dB)	Limit Line (dBμV/m)	Read Level (dBμV)	Antenna Factor (dB/m)	Path Loss (dB)	Preamp Factor (dB)	Ant Pos (cm)	Table Pos (deg)	Peak Avg. (P/A)	Pol. (H/V)	
802.11ac VHT80 CH 106 5530MHz		11060	45.71	-28.29	74	53.4	40.13	13.94	61.76	100	0	P	H	
		16590	46.21	-21.99	68.2	49.33	38.85	17.71	59.68	100	0	P	H	
													H	
													H	
			11060	46.06	-27.94	74	53.75	40.13	13.94	61.76	100	0	P	V
			16590	45.84	-22.36	68.2	48.96	38.85	17.71	59.68	100	0	P	V
														V
802.11ac VHT80 CH 122 5610MHz		11220	45.21	-28.79	74	52.93	39.88	14.32	61.92	100	0	P	H	
		16830	48.95	-19.25	68.2	50.42	40.2	17.96	59.63	100	0	P	H	
													H	
													H	
			11220	46.43	-27.57	74	54.15	39.88	14.32	61.92	100	0	P	V
			16830	48.45	-19.75	68.2	49.92	40.2	17.96	59.63	100	0	P	V
														V
Remark	1. No other spurious found.													
	2. All results are PASS against Peak and Average limit line.													



Band 3 - Straddle Channel
WIFI 802.11a (Band Edge @ 3m)

WIFI	Note	Frequency	Level	Over	Limit	Read	Antenna	Path	Preamp	Ant	Table	Peak	Pol.
Ant.				Limit	Line	Level	Factor	Loss	Factor	Pos	Pos	Avg.	
1		(MHz)	(dBμV/m)	(dB)	(dBμV/m)	(dBμV)	(dB/m)	(dB)	(dB)	(cm)	(deg)	(P/A)	(H/V)
802.11a CH 144 5720MHz		5384.32	49.79	-24.21	74	38.94	31.53	9.45	30.13	100	156	P	H
		5468.95	49.31	-18.89	68.2	38.16	31.7	9.59	30.14	100	156	P	H
		5452.96	41.36	-12.64	54	30.24	31.7	9.56	30.14	100	156	A	H
	*	5720	111.99	-	-	100.46	31.93	9.86	30.26	100	156	P	H
	*	5720	104.57	-	-	93.04	31.93	9.86	30.26	100	156	A	H
		5919.25	52.76	-15.44	68.2	40.78	32.33	10.02	30.37	100	156	P	H
		5394.46	50.24	-23.76	74	39.38	31.53	9.46	30.13	385	47	P	V
		5467	48.8	-19.4	68.2	37.65	31.7	9.59	30.14	385	47	P	V
		5449.45	40.88	-13.12	54	29.75	31.7	9.56	30.13	385	47	A	V
	*	5720	108.08	-	-	96.55	31.93	9.86	30.26	385	47	P	V
	*	5720	100.65	-	-	89.12	31.93	9.86	30.26	385	47	A	V
		5946.75	52.62	-15.58	68.2	40.55	32.4	10.05	30.38	385	47	P	V
Remark	1. No other spurious found. 2. All results are PASS against Peak and Average limit line.												



Band 3 - Straddle Channel
WIFI 802.11a (Harmonic @ 3m)

Table with 14 columns: WIFI Ant. 1, Note, Frequency (MHz), Level (dBµV/m), Over Limit (dB), Limit Line (dBµV/m), Read Level (dBµV), Antenna Factor (dB/m), Path Loss (dB), Preamp Factor (dB), Ant Pos (cm), Table Pos (deg), Peak Avg. (P/A), Pol. (H/V). Rows include data for 802.11a CH 144 5720MHz and a Remark section.



Band 3 - Straddle Channel
WIFI 802.11ac VHT20 (Band Edge @ 3m)

WIFI Ant. 1	Note	Frequency (MHz)	Level (dBμV/m)	Over Limit (dB)	Limit Line (dBμV/m)	Read Level (dBμV)	Antenna Factor (dB/m)	Path Loss (dB)	Preamp Factor (dB)	Ant Pos (cm)	Table Pos (deg)	Peak Avg. (P/A)	Pol. (H/V)
802.11ac VHT20 CH 144 5720MHz		5380.03	50.64	-23.36	74	39.79	31.53	9.45	30.13	100	154	P	H
		5466.22	50.63	-17.57	68.2	39.48	31.7	9.59	30.14	100	154	P	H
		5452.57	41.69	-12.31	54	30.57	31.7	9.56	30.14	100	154	A	H
	*	5720	112.02	-	-	100.49	31.93	9.86	30.26	100	154	P	H
	*	5720	104.32	-	-	92.79	31.93	9.86	30.26	100	154	A	H
		5924.5	52.93	-15.27	68.2	40.9	32.37	10.03	30.37	100	154	P	H
		5429.95	51.9	-22.1	74	40.84	31.67	9.52	30.13	385	49	P	V
		5462.71	50.15	-18.05	68.2	39.01	31.7	9.58	30.14	385	49	P	V
		5404.99	41.12	-12.88	54	30.18	31.6	9.47	30.13	385	49	A	V
	*	5720	107.66	-	-	96.13	31.93	9.86	30.26	385	49	P	V
	*	5720	100.4	-	-	88.87	31.93	9.86	30.26	385	49	A	V
		5871.25	51.93	-16.27	68.2	40.04	32.27	9.96	30.34	385	49	P	V
Remark	1. No other spurious found. 2. All results are PASS against Peak and Average limit line.												



**Band 3 - Straddle Channel
WIFI 802.11ac VHT20 (Harmonic @ 3m)**

WIFI Ant. 1	Note	Frequency (MHz)	Level (dBµV/m)	Over Limit (dB)	Limit Line (dBµV/m)	Read Level (dBµV)	Antenna Factor (dB/m)	Path Loss (dB)	Preamp Factor (dB)	Ant Pos (cm)	Table Pos (deg)	Peak Avg. (P/A)	Pol. (H/V)	
802.11ac VHT20 CH 144 5720MHz		11440	44.5	-29.5	74	52.06	40.07	14.51	62.14	100	0	P	H	
		17160	48.56	-19.64	68.2	48.88	40.57	18.36	59.25	100	0	P	H	
													H	
													H	
			11440	45.57	-28.43	74	53.13	40.07	14.51	62.14	100	0	P	V
			17160	48.87	-19.33	68.2	49.19	40.57	18.36	59.25	100	0	P	V
														V
														V
Remark	1. No other spurious found. 2. All results are PASS against Peak and Average limit line.													



Band 3 - Straddle Channel
WIFI 802.11ac VHT40 (Band Edge @ 3m)

WIFI Ant. 1	Note	Frequency (MHz)	Level (dBμV/m)	Over Limit (dB)	Limit Line (dBμV/m)	Read Level (dBμV)	Antenna Factor (dB/m)	Path Loss (dB)	Preamp Factor (dB)	Ant Pos (cm)	Table Pos (deg)	Peak Avg. (P/A)	Pol. (H/V)
802.11ac VHT40 CH 142 5710MHz		5430.73	49.7	-24.3	74	38.64	31.67	9.52	30.13	100	156	P	H
		5460	49.16	-19.04	68.2	38.02	31.7	9.58	30.14	100	156	P	H
		5456.47	41.32	-12.68	54	30.19	31.7	9.57	30.14	100	156	A	H
	*	5710	109.4	-	-	97.93	31.87	9.86	30.26	100	156	P	H
	*	5710	101.69	-	-	90.22	31.87	9.86	30.26	100	156	A	H
		5881	53.32	-14.88	68.2	41.42	32.27	9.97	30.34	100	156	P	H
		5415.52	50.26	-23.74	74	39.27	31.63	9.49	30.13	386	48	P	V
		5467	49.94	-18.26	68.2	38.79	31.7	9.59	30.14	386	48	P	V
		5458.42	41.13	-12.87	54	30	31.7	9.57	30.14	386	48	A	V
	*	5710	105.36	-	-	93.89	31.87	9.86	30.26	386	48	P	V
	*	5710	98.01	-	-	86.54	31.87	9.86	30.26	386	48	A	V
	5897	52.33	-15.87	68.2	40.4	32.3	9.99	30.36	386	48	P	V	
Remark	1. No other spurious found. 2. All results are PASS against Peak and Average limit line.												



**Band 3 - Straddle Channel
WIFI 802.11ac VHT40 (Harmonic @ 3m)**

WIFI Ant. 1	Note	Frequency (MHz)	Level (dBµV/m)	Over Limit (dB)	Limit Line (dBµV/m)	Read Level (dBµV)	Antenna Factor (dB/m)	Path Loss (dB)	Preamp Factor (dB)	Ant Pos (cm)	Table Pos (deg)	Peak Avg. (P/A)	Pol. (H/V)	
802.11ac VHT40 CH 142 5710MHz		11420	44.96	-29.04	74	52.53	40.03	14.52	62.12	100	0	P	H	
		17130	49.22	-18.98	68.2	49.7	40.53	18.3	59.31	100	0	P	H	
													H	
													H	
			11420	45.15	-28.85	74	52.72	40.03	14.52	62.12	100	0	P	V
			17130	49.36	-18.84	68.2	49.84	40.53	18.3	59.31	100	0	P	V
														V
													V	
Remark	1. No other spurious found. 2. All results are PASS against Peak and Average limit line.													



Band 3 - Straddle Channel
WIFI 802.11ac VHT80 (Band Edge @ 3m)

WIFI Ant. 1	Note	Frequency (MHz)	Level (dBµV/m)	Over Limit (dB)	Limit Line (dBµV/m)	Read Level (dBµV)	Antenna Factor (dB/m)	Path Loss (dB)	Preamp Factor (dB)	Ant Pos (cm)	Table Pos (deg)	Peak Avg. (P/A)	Pol. (H/V)
802.11ac VHT80 CH 138 5690MHz		5453.35	50.94	-23.06	74	39.82	31.7	9.56	30.14	399	233	P	H
		5463.49	51.45	-16.75	68.2	40.31	31.7	9.58	30.14	399	233	P	H
		5454.52	42.43	-11.57	54	31.3	31.7	9.57	30.14	399	233	A	H
	*	5690	109.06	-	-	97.65	31.8	9.86	30.25	399	233	P	H
	*	5690	101.6	-	-	90.19	31.8	9.86	30.25	399	233	A	H
		5851.3	62.31	-5.89	68.2	50.51	32.2	9.93	30.33	399	233	P	H
		5455.3	51.07	-22.93	74	39.94	31.7	9.57	30.14	298	354	P	V
		5467.78	50.46	-17.74	68.2	39.31	31.7	9.59	30.14	298	354	P	V
		5423.71	41.97	-12.03	54	30.96	31.63	9.51	30.13	298	354	A	V
	*	5690	104.55	-	-	93.14	31.8	9.86	30.25	298	354	P	V
	*	5690	97.12	-	-	85.71	31.8	9.86	30.25	298	354	A	V
		5850.4	60.76	-7.44	68.2	48.96	32.2	9.93	30.33	298	354	P	V
Remark	1. No other spurious found. 2. All results are PASS against Peak and Average limit line.												



Band 3 - Straddle Channel
WIFI 802.11ac VHT80 (Harmonic @ 3m)

Table with 14 columns: WIFI Ant. 1, Note, Frequency (MHz), Level (dBµV/m), Over Limit (dB), Limit Line (dBµV/m), Read Level (dBµV), Antenna Factor (dB/m), Path Loss (dB), Preamp Factor (dB), Ant Pos (cm), Table Pos (deg), Peak Avg. (P/A), Pol. (H/V). Rows include data for 802.11ac VHT80 CH 138 5690MHz at 11380 and 17070 MHz, and a Remark section.



Emission below 1GHz

WIFI 802.11a (LF @ 3m)

WIFI	Note	Frequency	Level	Over	Limit	Read	Antenna	Path	Preamp	Ant	Table	Peak	Pol.	
Ant.				Limit	Line	Level	Factor	Loss	Factor	Pos	Pos	Avg.		
1		(MHz)	(dBμV/m)	(dB)	(dBμV/m)	(dBμV)	(dB/m)	(dB)	(dB)	(cm)	(deg)	(P/A)	(H/V)	
802.11a LF		30	23.71	-16.29	40	30.43	25.2	0.7	32.62	-	-	P	H	
		106.63	23.4	-20.1	43.5	37.84	16.7	1.37	32.51	-	-	P	H	
		303.54	23.57	-22.43	46	34.52	19.3	2.29	32.54	-	-	P	H	
		440.31	27.99	-18.01	46	34.96	22.91	2.68	32.56	-	-	P	H	
		585.81	28.51	-17.49	46	31.93	25.98	3.2	32.6	-	-	P	H	
		894.27	34.48	-11.52	46	33.39	28.81	3.96	31.68	100	0	P	H	
													H	
													H	
													H	
													H	
													H	
													H	
													H	
													H	
													H	
													H	
			30	24.11	-15.89	40	30.83	25.2	0.7	32.62	-	-	P	V
			124.09	27.89	-15.61	43.5	41.35	17.6	1.45	32.51	-	-	P	V
		297.72	24.08	-21.92	46	35.08	19.25	2.29	32.54	-	-	P	V	
		494.63	25.13	-20.87	46	30.97	23.89	2.84	32.57	-	-	P	V	
		679.9	28.23	-17.77	46	30.71	26.6	3.36	32.44	-	-	P	V	
		894.27	33.76	-12.24	46	32.67	28.81	3.96	31.68	100	0	P	V	
													V	
													V	
													V	
													V	
													V	
													V	
													V	
Remark	1. No other spurious found. 2. All results are PASS against limit line.													



Band 1 - 5150~5250MHz
WIFI 802.11a (Band Edge @ 3m)

WIFI	Note	Frequency	Level	Over	Limit	Read	Antenna	Path	Preamp	Ant	Table	Peak	Pol.	
Ant.				Limit	Line	Level	Factor	Loss	Factor	Pos	Pos	Avg.		
2		(MHz)	(dBμV/m)	(dB)	(dBμV/m)	(dBμV)	(dB/m)	(dB)	(dB)	(cm)	(deg)	(P/A)	(H/V)	
802.11a CH 36 5180MHz		5148.98	63.48	-10.52	74	52.53	31.8	9.25	30.1	100	182	P	H	
		5150	47.95	-6.05	54	36.99	31.8	9.26	30.1	100	182	A	H	
	*	5180	111.56	-	-	100.7	31.67	9.29	30.1	100	182	P	H	
	*	5180	104.23	-	-	93.37	31.67	9.29	30.1	100	182	A	H	
													H	
														H
			5148.2	55.67	-18.33	74	44.72	31.8	9.25	30.1	345	61	P	V
			5149.24	45.76	-8.24	54	34.81	31.8	9.25	30.1	345	61	A	V
	*		5180	110.09	-	-	99.23	31.67	9.29	30.1	345	61	P	V
	*		5180	102.79	-	-	91.93	31.67	9.29	30.1	345	61	A	V
														V
														V
802.11a CH 44 5220MHz		5141.44	50.26	-23.74	74	39.31	31.8	9.25	30.1	100	180	P	H	
		5149.5	41.99	-12.01	54	31.04	31.8	9.25	30.1	100	180	A	H	
	*	5220	111.32	-	-	100.57	31.53	9.33	30.11	100	180	P	H	
	*	5220	104.12	-	-	93.37	31.53	9.33	30.11	100	180	A	H	
			5367.04	51.18	-22.82	74	40.39	31.47	9.44	30.12	100	180	P	H
			5420.24	41.78	-12.22	54	30.78	31.63	9.5	30.13	100	180	A	H
			5090.22	50.85	-23.15	74	39.85	31.9	9.19	30.09	322	60	P	V
			5146.12	41.4	-12.6	54	30.45	31.8	9.25	30.1	322	60	A	V
	*		5220	110.2	-	-	99.45	31.53	9.33	30.11	322	60	P	V
	*		5220	102.87	-	-	92.12	31.53	9.33	30.11	322	60	A	V
			5449.36	50.9	-23.1	74	39.77	31.7	9.56	30.13	322	60	P	V
			5415.76	41.43	-12.57	54	30.44	31.63	9.49	30.13	322	60	A	V



802.11a CH 48 5240MHz		5043.94	51.2	-22.8	74	40.25	31.9	9.14	30.09	104	181	P	H
		5142.74	41.45	-12.55	54	30.5	31.8	9.25	30.1	104	181	A	H
	*	5240	111.09	-	-	100.39	31.47	9.34	30.11	104	181	P	H
	*	5240	103.78	-	-	93.08	31.47	9.34	30.11	104	181	A	H
		5353.6	51.32	-22.68	74	40.61	31.4	9.43	30.12	104	181	P	H
		5357.24	41.77	-12.23	54	31.06	31.4	9.43	30.12	104	181	A	H
		5044.72	50.36	-23.64	74	39.41	31.9	9.14	30.09	355	59	P	V
		5079.3	41.41	-12.59	54	30.42	31.9	9.18	30.09	355	59	A	V
	*	5240	110.74	-	-	100.04	31.47	9.34	30.11	355	59	P	V
	*	5240	102.89	-	-	92.19	31.47	9.34	30.11	355	59	A	V
		5394.76	50.31	-23.69	74	39.38	31.6	9.46	30.13	355	59	P	V
		5369.28	41.46	-12.54	54	30.67	31.47	9.44	30.12	355	59	A	V
Remark	1. No other spurious found. 2. All results are PASS against Peak and Average limit line.												



Band 1 5150~5250MHz
WIFI 802.11a (Harmonic @ 3m)

WIFI Ant. 2	Note	Frequency (MHz)	Level (dBμV/m)	Over Limit (dB)	Limit Line (dBμV/m)	Read Level (dBμV)	Antenna Factor (dB/m)	Path Loss (dB)	Preamp Factor (dB)	Ant Pos (cm)	Table Pos (deg)	Peak Avg. (P/A)	Pol. (H/V)
802.11a CH 36 5180MHz		10360	44.32	-23.88	68.2	52.14	39.37	13.11	60.76	100	0	P	H
		15540	45	-29	74	51.61	37.93	16.4	61.55	100	0	P	H
													H
													H
		10360	44.24	-23.96	68.2	52.06	39.37	13.11	60.76	100	0	P	V
		15540	44.69	-29.31	74	51.3	37.93	16.4	61.55	100	0	P	V
													V
													V
802.11a CH 44 5220MHz		10440	43.88	-24.32	68.2	51.66	39.53	13.65	60.96	100	0	P	H
		15660	44.75	-29.25	74	51.55	37.45	17.16	61.41	100	0	P	H
													H
													H
		10440	45.76	-22.44	68.2	53.54	39.53	13.65	60.96	100	0	P	V
		15660	44.41	-29.59	74	51.21	37.45	17.16	61.41	100	0	P	V
													V
													V
802.11a CH 48 5240MHz		10480	43.76	-24.44	68.2	51.55	39.58	13.68	61.05	100	0	P	H
		15720	45.26	-28.74	74	52.09	37.3	17.21	61.34	100	0	P	H
													H
													H
		10480	44.23	-23.97	68.2	52.02	39.58	13.68	61.05	100	0	P	V
		15720	45.4	-28.6	74	52.23	37.3	17.21	61.34	100	0	P	V
													V
													V
Remark	1. No other spurious found. 2. All results are PASS against Peak and Average limit line.												



Band 1 5150~5250MHz
WIFI 802.11ac VHT20 (Band Edge @ 3m)

WIFI Ant. 2	Note	Frequency (MHz)	Level (dBμV/m)	Over Limit (dB)	Limit Line (dBμV/m)	Read Level (dBμV)	Antenna Factor (dB/m)	Path Loss (dB)	Preamp Factor (dB)	Ant Pos (cm)	Table Pos (deg)	Peak Avg. (P/A)	Pol. (H/V)	
802.11ac VHT20 CH 36 5180MHz		5149.24	57.75	-16.25	74	46.8	31.8	9.25	30.1	100	180	P	H	
		5150	47.59	-6.41	54	36.63	31.8	9.26	30.1	100	180	A	H	
	*	5180	111.48	-	-	100.62	31.67	9.29	30.1	100	180	P	H	
	*	5180	103.91	-	-	93.05	31.67	9.29	30.1	100	180	A	H	
													H	
														H
			5147.16	58.79	-15.21	74	47.84	31.8	9.25	30.1	345	62	P	V
			5150	46.39	-7.61	54	35.43	31.8	9.26	30.1	345	62	A	V
		*	5180	109.59	-	-	98.73	31.67	9.29	30.1	345	62	P	V
		*	5180	102.38	-	-	91.52	31.67	9.29	30.1	345	62	A	V
													V	
													V	
802.11ac VHT20 CH 44 5220MHz		5103.22	50.58	-23.42	74	39.57	31.9	9.2	30.09	100	179	P	H	
		5150	41.84	-12.16	54	30.88	31.8	9.26	30.1	100	179	A	H	
		*	5220	111.11	-	-	100.36	31.53	9.33	30.11	100	179	P	H
		*	5220	103.91	-	-	93.16	31.53	9.33	30.11	100	179	A	H
			5351.64	50.24	-23.76	74	39.54	31.4	9.42	30.12	100	179	P	H
			5438.72	41.66	-12.34	54	30.58	31.67	9.54	30.13	100	179	A	H
			5107.64	50.74	-23.26	74	39.75	31.87	9.21	30.09	321	58	P	V
			5148.98	41.28	-12.72	54	30.33	31.8	9.25	30.1	321	58	A	V
		*	5220	110.16	-	-	99.41	31.53	9.33	30.11	321	58	P	V
		*	5220	102.39	-	-	91.64	31.53	9.33	30.11	321	58	A	V
		5438.72	50.21	-23.79	74	39.13	31.67	9.54	30.13	321	58	P	V	
		5369	41.43	-12.57	54	30.64	31.47	9.44	30.12	321	58	A	V	



802.11ac VHT20 CH 48 5240MHz		5060.06	50.61	-23.39	74	39.64	31.9	9.16	30.09	120	181	P	H
		5117	41.25	-12.75	54	30.25	31.87	9.22	30.09	120	181	A	H
	*	5240	111.39	-	-	100.69	31.47	9.34	30.11	120	181	P	H
	*	5240	103.59	-	-	92.89	31.47	9.34	30.11	120	181	A	H
		5355.56	51.09	-22.91	74	40.38	31.4	9.43	30.12	120	181	P	H
		5352.48	41.63	-12.37	54	30.93	31.4	9.42	30.12	120	181	A	H
		5035.62	50.34	-23.66	74	39.49	31.8	9.13	30.08	358	60	P	V
		5088.66	41.46	-12.54	54	30.46	31.9	9.19	30.09	358	60	A	V
	*	5240	109.82	-	-	99.12	31.47	9.34	30.11	358	60	P	V
	*	5240	102.58	-	-	91.88	31.47	9.34	30.11	358	60	A	V
		5392.52	51.36	-22.64	74	40.51	31.53	9.45	30.13	358	60	P	V
		5402.6	41.5	-12.5	54	30.56	31.6	9.47	30.13	358	60	A	V
Remark	1. No other spurious found. 2. All results are PASS against Peak and Average limit line.												



Band 1 5150~5250MHz
WIFI 802.11ac VHT20 (Harmonic @ 3m)

WIFI Ant. 2	Note	Frequency (MHz)	Level (dBμV/m)	Over Limit (dB)	Limit Line (dBμV/m)	Read Level (dBμV)	Antenna Factor (dB/m)	Path Loss (dB)	Preamp Factor (dB)	Ant Pos (cm)	Table Pos (deg)	Peak Avg. (P/A)	Pol. (H/V)	
802.11ac VHT20 CH 36 5180MHz		10360	43.82	-24.38	68.2	51.64	39.37	13.57	60.76	100	0	P	H	
		15540	44.86	-29.14	74	51.47	37.93	17.01	61.55	100	0	P	H	
													H	
													H	
			10360	44.36	-23.84	68.2	52.18	39.37	13.57	60.76	100	0	P	V
			15540	44.92	-29.08	74	51.53	37.93	17.01	61.55	100	0	P	V
														V
802.11ac VHT20 CH 44 5220MHz		10440	44.18	-24.02	68.2	51.96	39.53	13.65	60.96	100	0	P	H	
		15660	44.15	-29.85	74	50.95	37.45	17.16	61.41	100	0	P	H	
													H	
													H	
			10440	44.2	-24	68.2	51.98	39.53	13.65	60.96	100	0	P	V
			15660	44	-30	74	50.8	37.45	17.16	61.41	100	0	P	V
														V
802.11ac VHT20 CH 48 5240MHz		10480	44.97	-23.23	68.2	52.76	39.58	13.68	61.05	100	0	P	H	
		15720	45.18	-28.82	74	52.01	37.3	17.21	61.34	100	0	P	H	
													H	
													H	
			10480	43.93	-24.27	68.2	51.72	39.58	13.68	61.05	100	0	P	V
			15720	44.74	-29.26	74	51.57	37.3	17.21	61.34	100	0	P	V
														V
Remark	1. No other spurious found. 2. All results are PASS against Peak and Average limit line.													



Band 1 5150~5250MHz
WIFI 802.11ac VHT40 (Band Edge @ 3m)

WIFI Ant. 2	Note	Frequency (MHz)	Level (dBμV/m)	Over Limit (dB)	Limit Line (dBμV/m)	Read Level (dBμV)	Antenna Factor (dB/m)	Path Loss (dB)	Preamp Factor (dB)	Ant Pos (cm)	Table Pos (deg)	Peak Avg. (P/A)	Pol. (H/V)
802.11ac VHT40 CH 38 5190MHz		5150	61.66	-12.34	74	50.7	31.8	9.26	30.1	100	179	P	H
		5149.76	51.98	-2.02	54	41.03	31.8	9.25	30.1	100	179	A	H
	*	5190	106.77	-	-	95.9	31.67	9.3	30.1	100	179	P	H
	*	5190	99.49	-	-	88.62	31.67	9.3	30.1	100	179	A	H
		5392.24	51.52	-22.48	74	40.67	31.53	9.45	30.13	100	179	P	H
		5412.4	42.19	-11.81	54	31.21	31.63	9.48	30.13	100	179	A	H
		5148.98	58.74	-15.26	74	47.79	31.8	9.25	30.1	324	61	P	V
		5149.76	49.77	-4.23	54	38.82	31.8	9.25	30.1	324	61	A	V
	*	5190	105.8	-	-	94.93	31.67	9.3	30.1	324	61	P	V
	*	5190	98.33	-	-	87.46	31.67	9.3	30.1	324	61	A	V
		5394.2	51.67	-22.33	74	40.81	31.53	9.46	30.13	324	61	P	V
		5378.8	41.54	-12.46	54	30.7	31.53	9.44	30.13	324	61	A	V
802.11ac VHT40 CH 46 5230MHz		5115.18	51.43	-22.57	74	40.43	31.87	9.22	30.09	124	180	P	H
		5147.94	42.52	-11.48	54	31.57	31.8	9.25	30.1	124	180	A	H
	*	5230	108.55	-	-	97.86	31.47	9.33	30.11	124	180	P	H
	*	5230	101.34	-	-	90.65	31.47	9.33	30.11	124	180	A	H
		5435.64	51.07	-22.93	74	40	31.67	9.53	30.13	124	180	P	H
		5353.32	41.98	-12.02	54	31.28	31.4	9.42	30.12	124	180	A	H
		5087.36	51.25	-22.75	74	40.25	31.9	9.19	30.09	356	61	P	V
		5141.44	41.83	-12.17	54	30.88	31.8	9.25	30.1	356	61	A	V
	*	5230	107.35	-	-	96.66	31.47	9.33	30.11	356	61	P	V
	*	5230	100.11	-	-	89.42	31.47	9.33	30.11	356	61	A	V
	5450.2	50.34	-23.66	74	39.22	31.7	9.56	30.14	356	61	P	V	
	5377.68	41.69	-12.31	54	30.85	31.53	9.44	30.13	356	61	A	V	
Remark	1. No other spurious found. 2. All results are PASS against Peak and Average limit line.												



Band 1 5150~5250MHz
WIFI 802.11ac VHT40 (Harmonic @ 3m)

WIFI Ant. 2	Note	Frequency (MHz)	Level (dBμV/m)	Over Limit (dB)	Limit Line (dBμV/m)	Read Level (dBμV)	Antenna Factor (dB/m)	Path Loss (dB)	Preamp Factor (dB)	Ant Pos (cm)	Table Pos (deg)	Peak Avg. (P/A)	Pol. (H/V)	
802.11ac VHT40 CH 38 5190MHz		10380	44.46	-23.74	68.2	52.25	39.43	13.59	60.81	100	0	P	H	
		15570	44.79	-29.21	74	51.49	37.77	17.05	61.52	100	0	P	H	
													H	
													H	
			10380	44.44	-23.76	68.2	52.23	39.43	13.59	60.81	100	0	P	V
			15570	44.96	-29.04	74	51.66	37.77	17.05	61.52	100	0	P	V
														V
802.11ac VHT40 CH 46 5230MHz		10460	44.59	-23.61	68.2	52.38	39.55	13.66	61	100	0	P	H	
		15690	45.75	-28.25	74	52.58	37.35	17.19	61.37	100	0	P	H	
													H	
													H	
			10460	44.23	-23.97	68.2	52.02	39.55	13.66	61	100	0	P	V
			15690	45.61	-28.39	74	52.44	37.35	17.19	61.37	100	0	P	V
														V
Remark	1. No other spurious found.													
	2. All results are PASS against Peak and Average limit line.													



Band 1 5150~5250MHz
WIFI 802.11ac VHT80 (Band Edge @ 3m)

WIFI Ant. 2	Note	Frequency (MHz)	Level (dBμV/m)	Over Limit (dB)	Limit Line (dBμV/m)	Read Level (dBμV)	Antenna Factor (dB/m)	Path Loss (dB)	Preamp Factor (dB)	Ant Pos (cm)	Table Pos (deg)	Peak Avg. (P/A)	Pol. (H/V)
802.11ac VHT80 CH 42 5210MHz		5149.76	63.1	-10.9	74	52.15	31.8	9.25	30.1	100	181	P	H
		5149.5	51.02	-2.98	54	40.07	31.8	9.25	30.1	100	181	A	H
	*	5210	103.49	-	-	92.75	31.53	9.32	30.11	100	181	P	H
	*	5210	96.07	-	-	85.33	31.53	9.32	30.11	100	181	A	H
		5375.72	50.96	-23.04	74	40.18	31.47	9.44	30.13	100	181	P	H
		5359.48	43.36	-10.64	54	32.65	31.4	9.43	30.12	100	181	A	H
		5149.24	60.01	-13.99	74	49.06	31.8	9.25	30.1	314	59	P	V
		5149.5	48.41	-5.59	54	37.46	31.8	9.25	30.1	314	59	A	V
	*	5210	101.8	-	-	91.06	31.53	9.32	30.11	314	59	P	V
	*	5210	94.52	-	-	83.78	31.53	9.32	30.11	314	59	A	V
		5433.68	50.64	-23.36	74	39.57	31.67	9.53	30.13	314	59	P	V
	5394.76	42.66	-11.34	54	31.73	31.6	9.46	30.13	314	59	A	V	
Remark	1. No other spurious found. 2. All results are PASS against Peak and Average limit line.												



Band 1 5150~5250MHz

WIFI 802.11ac VHT80 (Harmonic @ 3m)

WIFI Ant. 2	Note	Frequency (MHz)	Level (dBμV/m)	Over Limit (dB)	Limit Line (dBμV/m)	Read Level (dBμV)	Antenna Factor (dB/m)	Path Loss (dB)	Preamp Factor (dB)	Ant Pos (cm)	Table Pos (deg)	Peak Avg. (P/A)	Pol. (H/V)	
802.11ac VHT80 CH 42 5210MHz		10420	46.44	-21.76	68.2	54.21	39.52	13.62	60.91	100	0	P	H	
		15630	44.39	-29.61	74	51.21	37.5	17.12	61.44	100	0	P	H	
													H	
													H	
			10420	44.35	-23.85	68.2	52.12	39.52	13.62	60.91	100	0	P	V
			15630	44.99	-29.01	74	51.81	37.5	17.12	61.44	100	0	P	V
														V
														V
Remark	1. No other spurious found. 2. All results are PASS against Peak and Average limit line.													



Band 2 - 5250~5350MHz
WIFI 802.11a (Band Edge @ 3m)

WIFI	Note	Frequency	Level	Over	Limit	Read	Antenna	Path	Preamp	Ant	Table	Peak	Pol.
Ant.				Limit	Line	Level	Factor	Loss	Factor	Pos	Pos	Avg.	
2		(MHz)	(dBμV/m)	(dB)	(dBμV/m)	(dBμV)	(dB/m)	(dB)	(dB)	(cm)	(deg)	(P/A)	(H/V)
802.11a CH 52 5260MHz		5138.72	50.5	-23.5	74	39.53	31.83	9.24	30.1	100	183	P	H
		5108.12	41.38	-12.62	54	30.39	31.87	9.21	30.09	100	183	A	H
	*	5260	111.51	-	-	100.86	31.4	9.36	30.11	100	183	P	H
	*	5260	104.06	-	-	93.41	31.4	9.36	30.11	100	183	A	H
		5366.16	51.7	-22.3	74	40.92	31.47	9.43	30.12	100	183	P	H
		5350.8	42.25	-11.75	54	31.55	31.4	9.42	30.12	100	183	A	H
		5013.94	50.04	-23.96	74	39.31	31.7	9.11	30.08	301	59	P	V
		5106.08	41.23	-12.77	54	30.24	31.87	9.21	30.09	301	59	A	V
	*	5260	110.05	-	-	99.4	31.4	9.36	30.11	301	59	P	V
	*	5260	102.55	-	-	91.9	31.4	9.36	30.11	301	59	A	V
		5350.32	51.9	-22.1	74	41.2	31.4	9.42	30.12	301	59	P	V
		5370.24	41.58	-12.42	54	30.79	31.47	9.44	30.12	301	59	A	V
802.11a CH 60 5300MHz		5110.84	50.58	-23.42	74	39.59	31.87	9.21	30.09	102	182	P	H
		5086.36	41.3	-12.7	54	30.31	31.9	9.18	30.09	102	182	A	H
	*	5300	111.54	-	-	100.87	31.4	9.39	30.12	102	182	P	H
	*	5300	104	-	-	93.33	31.4	9.39	30.12	102	182	A	H
		5352.24	53.33	-20.67	74	42.63	31.4	9.42	30.12	102	182	P	H
		5352	43.82	-10.18	54	33.12	31.4	9.42	30.12	102	182	A	H
		5148.92	50.04	-23.96	74	39.09	31.8	9.25	30.1	331	59	P	V
		5080.58	41.18	-12.82	54	30.19	31.9	9.18	30.09	331	59	A	V
	*	5300	110.54	-	-	99.87	31.4	9.39	30.12	331	59	P	V
	*	5300	103.19	-	-	92.52	31.4	9.39	30.12	331	59	A	V
		5362.56	53.04	-20.96	74	42.26	31.47	9.43	30.12	331	59	P	V
		5350.08	43.07	-10.93	54	32.37	31.4	9.42	30.12	331	59	A	V



802.11a CH 64 5320MHz	*	5320	111.65	-	-	100.97	31.4	9.4	30.12	100	180	P	H
	*	5320	104.38	-	-	93.7	31.4	9.4	30.12	100	180	A	H
		5353.6	63.54	-10.46	74	52.83	31.4	9.43	30.12	100	180	P	H
		5350.08	49.7	-4.3	54	39	31.4	9.42	30.12	100	180	A	H
													H
													H
	*	5320	110.02	-	-	99.34	31.4	9.4	30.12	347	61	P	V
	*	5320	102.7	-	-	92.02	31.4	9.4	30.12	347	61	A	V
		5352.48	62.16	-11.84	74	51.46	31.4	9.42	30.12	347	61	P	V
		5350.24	47.87	-6.13	54	37.17	31.4	9.42	30.12	347	61	A	V
													V
													V
Remark	1. No other spurious found. 2. All results are PASS against Peak and Average limit line.												



Band 2 5250~5350MHz
WIFI 802.11a (Harmonic @ 3m)

WIFI Ant. 2	Note	Frequency (MHz)	Level (dBμV/m)	Over Limit (dB)	Limit Line (dBμV/m)	Read Level (dBμV)	Antenna Factor (dB/m)	Path Loss (dB)	Preamp Factor (dB)	Ant Pos (cm)	Table Pos (deg)	Peak Avg. (P/A)	Pol. (H/V)
802.11a CH 52 5260MHz		10520	44.52	-23.68	68.2	52.32	39.63	13.69	61.12	100	0	P	H
		15780	44.92	-29.08	74	51.61	37.3	17.27	61.26	100	0	P	H
													H
													H
		10520	44.85	-23.35	68.2	52.65	39.63	13.69	61.12	100	0	P	V
		15780	44.7	-29.3	74	51.39	37.3	17.27	61.26	100	0	P	V
													V
													V
802.11a CH 60 5300MHz		10600	44.55	-29.45	74	52.26	39.8	13.71	61.22	100	0	P	H
		15900	44.55	-29.45	74	51.29	37	17.38	61.12	100	0	P	H
													H
													H
		10600	44.42	-29.58	74	52.13	39.8	13.71	61.22	100	0	P	V
		15900	46.08	-27.92	74	52.82	37	17.38	61.12	100	0	P	V
													V
													V
802.11a CH 64 5320MHz		10640	45.56	-28.44	74	53.31	39.8	13.72	61.27	100	0	P	H
		15960	44.69	-29.31	74	51.48	36.93	17.33	61.05	100	0	P	H
													H
													H
		10640	45.37	-28.63	74	53.12	39.8	13.72	61.27	100	0	P	V
		15960	43.76	-30.24	74	50.55	36.93	17.33	61.05	100	0	P	V
													V
													V
Remark	1. No other spurious found. 2. All results are PASS against Peak and Average limit line.												



Band 2 5250~5350MHz
WIFI 802.11ac VHT20 (Band Edge @ 3m)

WIFI Ant. 2	Note	Frequency (MHz)	Level (dBμV/m)	Over Limit (dB)	Limit Line (dBμV/m)	Read Level (dBμV)	Antenna Factor (dB/m)	Path Loss (dB)	Preamp Factor (dB)	Ant Pos (cm)	Table Pos (deg)	Peak Avg. (P/A)	Pol. (H/V)
802.11ac VHT20 CH 52 5260MHz		5105.06	50.6	-23.4	74	39.58	31.9	9.21	30.09	102	181	P	H
		5080.24	41.42	-12.58	54	30.43	31.9	9.18	30.09	102	181	A	H
	*	5260	111.51	-	-	100.86	31.4	9.36	30.11	102	181	P	H
	*	5260	103.7	-	-	93.05	31.4	9.36	30.11	102	181	A	H
		5447.04	51.16	-22.84	74	40.04	31.7	9.55	30.13	102	181	P	H
		5351.04	42.34	-11.66	54	31.64	31.4	9.42	30.12	102	181	A	H
		5108.12	50.46	-23.54	74	39.47	31.87	9.21	30.09	338	63	P	V
		5110.16	41.24	-12.76	54	30.25	31.87	9.21	30.09	338	63	A	V
	*	5260	109.73	-	-	99.08	31.4	9.36	30.11	338	63	P	V
	*	5260	102.36	-	-	91.71	31.4	9.36	30.11	338	63	A	V
		5389.68	50.79	-23.21	74	39.94	31.53	9.45	30.13	338	63	P	V
		5356.08	41.69	-12.31	54	30.98	31.4	9.43	30.12	338	63	A	V
802.11ac VHT20 CH 60 5300MHz		5094.52	51.09	-22.91	74	40.09	31.9	9.19	30.09	100	181	P	H
		5096.22	41.15	-12.85	54	30.14	31.9	9.2	30.09	100	181	A	H
	*	5300	111.34	-	-	100.67	31.4	9.39	30.12	100	181	P	H
	*	5300	104.01	-	-	93.34	31.4	9.39	30.12	100	181	A	H
		5350.08	53.54	-20.46	74	42.84	31.4	9.42	30.12	100	181	P	H
		5354.88	44.39	-9.61	54	33.68	31.4	9.43	30.12	100	181	A	H
		5123.08	52.17	-21.83	74	41.21	31.83	9.23	30.1	333	59	P	V
		5105.74	41.26	-12.74	54	30.27	31.87	9.21	30.09	333	59	A	V
	*	5300	110.36	-	-	99.69	31.4	9.39	30.12	333	59	P	V
	*	5300	102.73	-	-	92.06	31.4	9.39	30.12	333	59	A	V
	5358	52.07	-21.93	74	41.36	31.4	9.43	30.12	333	59	P	V	
	5353.68	43.12	-10.88	54	32.41	31.4	9.43	30.12	333	59	A	V	



802.11ac VHT20 CH 64 5320MHz	*	5320	112.04	-	-	101.36	31.4	9.4	30.12	100	208	P	H
	*	5320	104.16	-	-	93.48	31.4	9.4	30.12	100	208	A	H
		5352.64	66.73	-7.27	74	56.03	31.4	9.42	30.12	100	208	P	H
		5350.24	51.02	-2.98	54	40.32	31.4	9.42	30.12	100	208	A	H
													H
													H
	*	5320	110.16	-	-	99.48	31.4	9.4	30.12	310	59	P	V
	*	5320	102.75	-	-	92.07	31.4	9.4	30.12	310	59	A	V
		5354.08	63.31	-10.69	74	52.6	31.4	9.43	30.12	310	59	P	V
		5350.08	48.45	-5.55	54	37.75	31.4	9.42	30.12	310	59	A	V
													V
													V
Remark	1. No other spurious found. 2. All results are PASS against Peak and Average limit line.												



Band 2 5250~5350MHz
WIFI 802.11ac VHT20 (Harmonic @ 3m)

WIFI Ant. 2	Note	Frequency (MHz)	Level (dBμV/m)	Over Limit (dB)	Limit Line (dBμV/m)	Read Level (dBμV)	Antenna Factor (dB/m)	Path Loss (dB)	Preamp Factor (dB)	Ant Pos (cm)	Table Pos (deg)	Peak Avg. (P/A)	Pol. (H/V)	
802.11ac VHT20 CH 52 5260MHz		10520	43.9	-24.3	68.2	51.7	39.63	13.69	61.12	100	0	P	H	
		15780	44.91	-29.09	74	51.6	37.3	17.27	61.26	100	0	P	H	
													H	
													H	
			10520	43.86	-24.34	68.2	51.66	39.63	13.69	61.12	100	0	P	V
			15780	45.98	-28.02	74	52.67	37.3	17.27	61.26	100	0	P	V
														V
802.11ac VHT20 CH 60 5300MHz		10600	45.39	-28.61	74	53.1	39.8	13.71	61.22	100	0	P	H	
		15900	45.36	-28.64	74	52.1	37	17.38	61.12	100	0	P	H	
													H	
													H	
			10600	45.7	-28.3	74	53.41	39.8	13.71	61.22	100	0	P	V
			15900	44.99	-29.01	74	51.73	37	17.38	61.12	100	0	P	V
														V
802.11ac VHT20 CH 64 5320MHz		10640	45.59	-28.41	74	53.34	39.8	13.72	61.27	100	0	P	H	
		15960	43.87	-30.13	74	50.66	36.93	17.33	61.05	100	0	P	H	
													H	
													H	
			10640	44.45	-29.55	74	52.2	39.8	13.72	61.27	100	0	P	V
			15960	44.43	-29.57	74	51.22	36.93	17.33	61.05	100	0	P	V
														V
Remark	1. No other spurious found.													
	2. All results are PASS against Peak and Average limit line.													



Band 2 5250~5350MHz
WIFI 802.11ac VHT40 (Band Edge @ 3m)

WIFI Ant. 2	Note	Frequency (MHz)	Level (dBμV/m)	Over Limit (dB)	Limit Line (dBμV/m)	Read Level (dBμV)	Antenna Factor (dB/m)	Path Loss (dB)	Preamp Factor (dB)	Ant Pos (cm)	Table Pos (deg)	Peak Avg. (P/A)	Pol. (H/V)
802.11ac VHT40 CH 54 5270MHz		5128.52	50.85	-23.15	74	39.89	31.83	9.23	30.1	111	179	P	H
		5074.12	41.33	-12.67	54	30.35	31.9	9.17	30.09	111	179	A	H
	*	5270	108.11	-	-	97.46	31.4	9.36	30.11	111	179	P	H
	*	5270	100.61	-	-	89.96	31.4	9.36	30.11	111	179	A	H
		5352.96	56.33	-17.67	74	45.63	31.4	9.42	30.12	111	179	P	H
		5350.8	44.54	-9.46	54	33.84	31.4	9.42	30.12	111	179	A	H
		5097.24	49.85	-24.15	74	38.84	31.9	9.2	30.09	334	60	P	V
		5114.24	41.29	-12.71	54	30.29	31.87	9.22	30.09	334	60	A	V
	*	5270	107.35	-	-	96.7	31.4	9.36	30.11	334	60	P	V
	*	5270	100.09	-	-	89.44	31.4	9.36	30.11	334	60	A	V
		5351.28	55.85	-18.15	74	45.15	31.4	9.42	30.12	334	60	P	V
		5353.68	43.2	-10.8	54	32.49	31.4	9.43	30.12	334	60	A	V
802.11ac VHT40 CH 62 5310MHz		5085.68	50.39	-23.61	74	39.4	31.9	9.18	30.09	100	180	P	H
		5100.64	41.39	-12.61	54	30.38	31.9	9.2	30.09	100	180	A	H
	*	5310	105.38	-	-	94.71	31.4	9.39	30.12	100	180	P	H
	*	5310	98.13	-	-	87.46	31.4	9.39	30.12	100	180	A	H
		5351.52	61.66	-12.34	74	50.96	31.4	9.42	30.12	100	180	P	H
		5350.08	51.92	-2.08	54	41.22	31.4	9.42	30.12	100	180	A	H
		5099.96	50.44	-23.56	74	39.43	31.9	9.2	30.09	310	57	P	V
		5110.84	41.28	-12.72	54	30.29	31.87	9.21	30.09	310	57	A	V
	*	5310	103.86	-	-	93.19	31.4	9.39	30.12	310	57	P	V
	*	5310	96.64	-	-	85.97	31.4	9.39	30.12	310	57	A	V
	5353.92	59.74	-14.26	74	49.03	31.4	9.43	30.12	310	57	P	V	
	5350.8	49.93	-4.07	54	39.23	31.4	9.42	30.12	310	57	A	V	
Remark	1. No other spurious found. 2. All results are PASS against Peak and Average limit line.												



**Band 2 5250~5350MHz
WIFI 802.11ac VHT40 (Harmonic @ 3m)**

WIFI Ant. 2	Note	Frequency (MHz)	Level (dBμV/m)	Over Limit (dB)	Limit Line (dBμV/m)	Read Level (dBμV)	Antenna Factor (dB/m)	Path Loss (dB)	Preamp Factor (dB)	Ant Pos (cm)	Table Pos (deg)	Peak Avg. (P/A)	Pol. (H/V)	
802.11ac VHT40 CH 54 5270MHz		10540	43.3	-24.9	68.2	51.08	39.67	13.7	61.15	100	0	P	H	
		15810	45.15	-28.85	74	51.78	37.3	17.3	61.23	100	0	P	H	
													H	
													H	
			10540	43.98	-24.22	68.2	51.76	39.67	13.7	61.15	100	0	P	V
			15810	44.69	-29.31	74	51.32	37.3	17.3	61.23	100	0	P	V
														V
802.11ac VHT40 CH 62 5310MHz		10620	44.62	-29.38	74	52.34	39.8	13.72	61.24	100	0	P	H	
		15930	45.76	-28.24	74	52.51	36.97	17.36	61.08	100	0	P	H	
													H	
													H	
			10620	45.33	-28.67	74	53.05	39.8	13.72	61.24	100	0	P	V
			15930	44.65	-29.35	74	51.4	36.97	17.36	61.08	100	0	P	V
														V
Remark	1. No other spurious found.													
	2. All results are PASS against Peak and Average limit line.													



Band 2 5250~5350MHz
WIFI 802.11ac VHT80 (Band Edge @ 3m)

Table with 14 columns: WIFI Ant. 2, Note, Frequency (MHz), Level (dBµV/m), Over Limit (dB), Limit Line (dBµV/m), Read Level (dBµV), Antenna Factor (dB/m), Path Loss (dB), Preamp Factor (dB), Ant Pos (cm), Table Pos (deg), Peak Avg. (P/A), Pol. (H/V). Rows include frequencies like 5142.46, 5100.3, 5290, 5354.4, 5350.08, 5052.02, 5140.76, 5290, 5290, 5350.08, 5350.08.

Remark
1. No other spurious found.
2. All results are PASS against Peak and Average limit line.



**Band 2 5250~5350MHz
WIFI 802.11ac VHT80 (Harmonic @ 3m)**

WIFI Ant. 2	Note	Frequency (MHz)	Level (dBμV/m)	Over Limit (dB)	Limit Line (dBμV/m)	Read Level (dBμV)	Antenna Factor (dB/m)	Path Loss (dB)	Preamp Factor (dB)	Ant Pos (cm)	Table Pos (deg)	Peak Avg. (P/A)	Pol. (H/V)	
802.11ac VHT80 CH 58 5290MHz		10580	44.75	-23.45	68.2	52.47	39.77	13.71	61.2	100	0	P	H	
		15870	44.13	-29.87	74	50.88	37.06	17.35	61.16	100	0	P	H	
													H	
													H	
			10580	44.08	-24.12	68.2	51.8	39.77	13.71	61.2	100	0	P	V
			15870	44.31	-29.69	74	51.06	37.06	17.35	61.16	100	0	P	V
														V
													V	
Remark	1. No other spurious found. 2. All results are PASS against Peak and Average limit line.													



Band 3 - 5470~5725MHz
WIFI 802.11a (Band Edge @ 3m)

WIFI	Note	Frequency	Level	Over	Limit	Read	Antenna	Path	Preamp	Ant	Table	Peak	Pol.	
Ant.				Limit	Line	Level	Factor	Loss	Factor	Pos	Pos	Avg.		
2		(MHz)	(dBμV/m)	(dB)	(dBμV/m)	(dBμV)	(dB/m)	(dB)	(dB)	(cm)	(deg)	(P/A)	(H/V)	
802.11a CH 100 5500MHz		5456.56	56.26	-17.74	74	45.13	31.7	9.57	30.14	100	207	P	H	
		5468.72	65.43	-2.77	68.2	54.28	31.7	9.59	30.14	100	207	P	H	
		5460	45.18	-8.82	54	34.04	31.7	9.58	30.14	100	207	A	H	
	*	5500	112.78	-	-	101.56	31.7	9.66	30.14	100	207	P	H	
	*	5500	105.3	-	-	94.08	31.7	9.66	30.14	100	207	A	H	
														H
			5459.6	53.02	-20.98	74	41.88	31.7	9.58	30.14	323	63	P	V
			5469.04	61.47	-6.73	68.2	50.32	31.7	9.59	30.14	323	63	P	V
			5460	43.73	-10.27	54	32.59	31.7	9.58	30.14	323	63	A	V
	*		5500	110.79	-	-	99.57	31.7	9.66	30.14	323	63	P	V
	*		5500	102.97	-	-	91.75	31.7	9.66	30.14	323	63	A	V
														V
802.11a CH 116 5580MHz		5400.4	50.6	-23.4	74	39.67	31.6	9.46	30.13	100	178	P	H	
		5468.32	50.45	-17.75	68.2	39.3	31.7	9.59	30.14	100	178	P	H	
		5439.76	41.74	-12.26	54	30.66	31.67	9.54	30.13	100	178	A	H	
	*	5580	111.66	-	-	100.24	31.8	9.81	30.19	100	178	P	H	
	*	5580	104.23	-	-	92.81	31.8	9.81	30.19	100	178	A	H	
			5753.345	50.56	-17.64	68.2	38.89	32.07	9.87	30.27	100	178	P	H
			5434.72	51.55	-22.45	74	40.48	31.67	9.53	30.13	334	76	P	V
			5464	50.77	-17.43	68.2	39.63	31.7	9.58	30.14	334	76	P	V
			5454.16	41.44	-12.56	54	30.31	31.7	9.57	30.14	334	76	A	V
	*		5580	109.68	-	-	98.26	31.8	9.81	30.19	334	76	P	V
	*		5580	102.36	-	-	90.94	31.8	9.81	30.19	334	76	A	V
			5760.59	51.3	-16.9	68.2	39.65	32.07	9.87	30.29	334	76	P	V



802.11a CH 140 5700MHz	*	5700	112.12	-	-	100.71	31.8	9.86	30.25	100	204	P	H
	*	5700	104.39	-	-	92.98	31.8	9.86	30.25	100	204	A	H
		5725.08	66.84	-1.36	68.2	55.31	31.93	9.86	30.26	100	204	P	H
													H
													H
													H
	*	5700	109.34	-	-	97.93	31.8	9.86	30.25	301	77	P	V
	*	5700	101.82	-	-	90.41	31.8	9.86	30.25	301	77	A	V
		5726.44	63.76	-4.44	68.2	52.23	31.93	9.86	30.26	301	77	P	V
													V
													V
													V
Remark	1. No other spurious found. 2. All results are PASS against Peak and Average limit line.												



Band 3 - 5470~5725MHz
WIFI 802.11a (Harmonic @ 3m)

WIFI Ant. 2	Note	Frequency (MHz)	Level (dBμV/m)	Over Limit (dB)	Limit Line (dBμV/m)	Read Level (dBμV)	Antenna Factor (dB/m)	Path Loss (dB)	Preamp Factor (dB)	Ant Pos (cm)	Table Pos (deg)	Peak Avg. (P/A)	Pol. (H/V)	
802.11a CH 100 5500MHz		11000	46.24	-27.76	74	53.68	40.4	13.86	61.7	100	0	P	H	
		16500	45.62	-22.58	68.2	49.17	38.6	17.55	59.7	100	0	P	H	
													H	
													H	
			11000	45.86	-28.14	74	53.3	40.4	13.86	61.7	100	0	P	V
			16500	45.55	-22.65	68.2	49.1	38.6	17.55	59.7	100	0	P	V
														V
														V
802.11a CH 116 5580MHz		11160	45.03	-28.97	74	52.82	39.93	14.14	61.86	100	0	P	H	
		16740	47.24	-20.96	68.2	49.19	39.78	17.92	59.65	100	0	P	H	
													H	
													H	
			11160	44.81	-29.19	74	52.6	39.93	14.14	61.86	100	0	P	V
			16740	47.62	-20.58	68.2	49.57	39.78	17.92	59.65	100	0	P	V
														V
														V
802.11a CH 140 5700MHz		11400	45.3	-28.7	74	52.87	40	14.53	62.1	100	0	P	H	
		17100	49.05	-19.15	68.2	49.69	40.5	18.24	59.38	100	0	P	H	
													H	
													H	
			11400	45.27	-28.73	74	52.84	40	14.53	62.1	100	0	P	V
			17100	48.72	-19.48	68.2	49.36	40.5	18.24	59.38	100	0	P	V
														V
														V
Remark	1. No other spurious found. 2. All results are PASS against Peak and Average limit line.													



Band 3 - 5470~5725MHz
WIFI 802.11ac VHT20 (Band Edge @ 3m)

WIFI Ant. 2	Note	Frequency (MHz)	Level (dBμV/m)	Over Limit (dB)	Limit Line (dBμV/m)	Read Level (dBμV)	Antenna Factor (dB/m)	Path Loss (dB)	Preamp Factor (dB)	Ant Pos (cm)	Table Pos (deg)	Peak Avg. (P/A)	Pol. (H/V)	
802.11ac VHT20 CH 100 5500MHz		5458.16	56.58	-17.42	74	45.45	31.7	9.57	30.14	100	206	P	H	
		5467.6	60.12	-8.08	68.2	48.97	31.7	9.59	30.14	100	206	P	H	
		5459.76	45.62	-8.38	54	34.48	31.7	9.58	30.14	100	206	A	H	
	*	5500	112.1	-	-	100.88	31.7	9.66	30.14	100	206	P	H	
	*	5500	104.79	-	-	93.57	31.7	9.66	30.14	100	206	A	H	
														H
			5459.6	53.13	-20.87	74	41.99	31.7	9.58	30.14	342	78	P	V
			5468.72	56.25	-11.95	68.2	45.1	31.7	9.59	30.14	342	78	P	V
			5459.76	44.07	-9.93	54	32.93	31.7	9.58	30.14	342	78	A	V
	*		5500	109.63	-	-	98.41	31.7	9.66	30.14	342	78	P	V
	*		5500	102.19	-	-	90.97	31.7	9.66	30.14	342	78	A	V
													V	
802.11ac VHT20 CH 116 5580MHz		5410.24	50.47	-23.53	74	39.52	31.6	9.48	30.13	100	179	P	H	
		5469.28	49.69	-18.51	68.2	38.53	31.7	9.6	30.14	100	179	P	H	
		5454.4	41.68	-12.32	54	30.55	31.7	9.57	30.14	100	179	A	H	
	*	5580	111.46	-	-	100.04	31.8	9.81	30.19	100	179	P	H	
	*	5580	104.22	-	-	92.8	31.8	9.81	30.19	100	179	A	H	
			5735.705	50.88	-17.32	68.2	39.29	32	9.86	30.27	100	179	P	H
			5362.72	50.26	-23.74	74	39.48	31.47	9.43	30.12	333	76	P	V
			5469.28	49.51	-18.69	68.2	38.35	31.7	9.6	30.14	333	76	P	V
			5457.52	41.5	-12.5	54	30.37	31.7	9.57	30.14	333	76	A	V
	*		5580	109.7	-	-	98.28	31.8	9.81	30.19	333	76	P	V
	*		5580	102.43	-	-	91.01	31.8	9.81	30.19	333	76	A	V
		5753.345	51.15	-17.05	68.2	39.48	32.07	9.87	30.27	333	76	P	V	



802.11ac VHT20 CH 140 5700MHz	*	5700	109.66	-	-	98.25	31.8	9.86	30.25	100	202	P	H
	*	5700	102.21	-	-	90.8	31.8	9.86	30.25	100	202	A	H
		5725	66.62	-1.58	68.2	55.09	31.93	9.86	30.26	100	202	P	H
													H
													H
													H
	*	5700	107.21	-	-	95.8	31.8	9.86	30.25	332	76	P	V
	*	5700	99.4	-	-	87.99	31.8	9.86	30.25	332	76	A	V
		5725	59.64	-8.56	68.2	48.11	31.93	9.86	30.26	332	76	P	V
													V
													V
													V
Remark	1. No other spurious found. 2. All results are PASS against Peak and Average limit line.												



**Band 3 - 5470~5725MHz
WIFI 802.11ac VHT20 (Harmonic @ 3m)**

WIFI Ant. 2	Note	Frequency (MHz)	Level (dBμV/m)	Over Limit (dB)	Limit Line (dBμV/m)	Read Level (dBμV)	Antenna Factor (dB/m)	Path Loss (dB)	Preamp Factor (dB)	Ant Pos (cm)	Table Pos (deg)	Peak Avg. (P/A)	Pol. (H/V)	
802.11ac VHT20 CH 100 5500MHz		11000	47.09	-26.91	74	54.53	40.4	13.86	61.7	100	0	P	H	
		16500	45.97	-22.23	68.2	49.52	38.6	17.55	59.7	100	0	P	H	
													H	
													H	
			11000	45.79	-28.21	74	53.23	40.4	13.86	61.7	100	0	P	V
			16500	45.59	-22.61	68.2	49.14	38.6	17.55	59.7	100	0	P	V
														V
802.11ac VHT20 CH 116 5580MHz		11160	47.02	-26.98	74	54.81	39.93	14.14	61.86	100	0	P	H	
		16740	48.46	-19.74	68.2	50.41	39.78	17.92	59.65	100	0	P	H	
													H	
													H	
			11160	45.49	-28.51	74	53.28	39.93	14.14	61.86	100	0	P	V
			16740	46.96	-21.24	68.2	48.91	39.78	17.92	59.65	100	0	P	V
														V
802.11ac VHT20 CH 140 5700MHz		11400	45.14	-28.86	74	52.71	40	14.53	62.1	100	0	P	H	
		17100	48.34	-19.86	68.2	48.98	40.5	18.24	59.38	100	0	P	H	
													H	
													H	
			11400	44.9	-29.1	74	52.47	40	14.53	62.1	100	0	P	V
			17100	48.88	-19.32	68.2	49.52	40.5	18.24	59.38	100	0	P	V
														V
Remark	1. No other spurious found.													
	2. All results are PASS against Peak and Average limit line.													



Band 3 - 5470~5725MHz
WIFI 802.11ac VHT40 (Band Edge @ 3m)

WIFI Ant. 2	Note	Frequency (MHz)	Level (dBμV/m)	Over Limit (dB)	Limit Line (dBμV/m)	Read Level (dBμV)	Antenna Factor (dB/m)	Path Loss (dB)	Preamp Factor (dB)	Ant Pos (cm)	Table Pos (deg)	Peak Avg. (P/A)	Pol. (H/V)
802.11ac VHT40 CH 102 5510MHz		5458	60.6	-13.4	74	49.47	31.7	9.57	30.14	100	208	P	H
		5468.32	63.97	-4.23	68.2	52.82	31.7	9.59	30.14	100	208	P	H
		5459.44	47.78	-6.22	54	36.64	31.7	9.58	30.14	100	208	A	H
	*	5510	106.89	-	-	95.67	31.7	9.67	30.15	100	208	P	H
	*	5510	99.5	-	-	88.28	31.7	9.67	30.15	100	208	A	H
		5742.635	51.61	-16.59	68.2	40.02	32	9.86	30.27	100	208	P	H
		5459.68	58	-16	74	46.86	31.7	9.58	30.14	307	60	P	V
		5467.36	58.35	-9.85	68.2	47.2	31.7	9.59	30.14	307	60	P	V
		5459.44	44.91	-9.09	54	33.77	31.7	9.58	30.14	307	60	A	V
	*	5510	103.83	-	-	92.61	31.7	9.67	30.15	307	60	P	V
	*	5510	96.58	-	-	85.36	31.7	9.67	30.15	307	60	A	V
	5749.565	49.96	-18.24	68.2	38.37	32	9.86	30.27	307	60	P	V	
802.11ac VHT40 CH 110 5550MHz		5455.6	52.02	-21.98	74	40.89	31.7	9.57	30.14	100	206	P	H
		5463.52	55.02	-13.18	68.2	43.88	31.7	9.58	30.14	100	206	P	H
		5455.84	43.65	-10.35	54	32.52	31.7	9.57	30.14	100	206	A	H
	*	5550	108.92	-	-	97.54	31.8	9.75	30.17	100	206	P	H
	*	5550	101.59	-	-	90.21	31.8	9.75	30.17	100	206	A	H
		5762.48	51.22	-16.98	68.2	39.57	32.07	9.87	30.29	100	206	P	H
		5447.44	51.22	-22.78	74	40.1	31.7	9.55	30.13	353	77	P	V
		5464.72	51.15	-17.05	68.2	40	31.7	9.59	30.14	353	77	P	V
		5459.92	42.25	-11.75	54	31.11	31.7	9.58	30.14	353	77	A	V
	*	5550	106.83	-	-	95.45	31.8	9.75	30.17	353	77	P	V
	*	5550	99.56	-	-	88.18	31.8	9.75	30.17	353	77	A	V
	5727.2	51.15	-17.05	68.2	39.62	31.93	9.86	30.26	353	77	P	V	



802.11ac VHT40 CH 134 5670MHz		5420	51.38	-22.62	74	40.38	31.63	9.5	30.13	100	203	P	H
		5467.25	51.03	-17.17	68.2	39.88	31.7	9.59	30.14	100	203	P	H
		5459.55	41.41	-12.59	54	30.27	31.7	9.58	30.14	100	203	A	H
	*	5670	107.91	-	-	96.53	31.75	9.86	30.23	100	203	P	H
	*	5670	100.74	-	-	89.36	31.75	9.86	30.23	100	203	A	H
		5733.85	61.92	-6.28	68.2	50.4	31.93	9.86	30.27	100	203	P	H
		5410.2	50.03	-23.97	74	39.08	31.6	9.48	30.13	318	77	P	V
		5460.95	49.19	-19.01	68.2	38.05	31.7	9.58	30.14	318	77	P	V
		5447.65	41.25	-12.75	54	30.13	31.7	9.55	30.13	318	77	A	V
	*	5670	106.14	-	-	94.76	31.75	9.86	30.23	318	77	P	V
	*	5670	98.82	-	-	87.44	31.75	9.86	30.23	318	77	A	V
		5730.35	60.43	-7.77	68.2	48.91	31.93	9.86	30.27	318	77	P	V
Remark	1. No other spurious found. 2. All results are PASS against Peak and Average limit line.												



**Band 3 - 5470~5725MHz
WIFI 802.11ac VHT40 (Harmonic @ 3m)**

WIFI Ant. 2	Note	Frequency (MHz)	Level (dBμV/m)	Over Limit (dB)	Limit Line (dBμV/m)	Read Level (dBμV)	Antenna Factor (dB/m)	Path Loss (dB)	Preamp Factor (dB)	Ant Pos (cm)	Table Pos (deg)	Peak Avg. (P/A)	Pol. (H/V)	
802.11ac VHT40 CH 102 5510MHz		11020	46.08	-27.92	74	53.58	40.33	13.89	61.72	100	0	P	H	
		16530	45.37	-22.83	68.2	48.76	38.7	17.6	59.69	100	0	P	H	
													H	
													H	
			11020	46.46	-27.54	74	53.96	40.33	13.89	61.72	100	0	P	V
			16530	46.18	-22.02	68.2	49.57	38.7	17.6	59.69	100	0	P	V
														V
802.11ac VHT40 CH 110 5550MHz		11100	45.39	-28.61	74	53.21	40	13.98	61.8	100	0	P	H	
		16650	46.6	-21.6	68.2	49.25	39.2	17.82	59.67	100	0	P	H	
													H	
													H	
			11100	45.11	-28.89	74	52.93	40	13.98	61.8	100	0	P	V
			16650	46.82	-21.38	68.2	49.47	39.2	17.82	59.67	100	0	P	V
														V
802.11ac VHT40 CH 134 5670MHz		11340	45.25	-28.75	74	52.89	39.87	14.53	62.04	100	0	P	H	
		17010	48.13	-20.07	68.2	49.12	40.5	18.09	59.58	100	0	P	H	
													H	
													H	
			11340	44.94	-29.06	74	52.58	39.87	14.53	62.04	100	0	P	V
			17010	47.77	-20.43	68.2	48.76	40.5	18.09	59.58	100	0	P	V
														V
Remark	1. No other spurious found.													
	2. All results are PASS against Peak and Average limit line.													



Band 3 5470~5725MHz
WIFI 802.11ac VHT80 (Band Edge @ 3m)

WIFI Ant. 2	Note	Frequency (MHz)	Level (dBμV/m)	Over Limit (dB)	Limit Line (dBμV/m)	Read Level (dBμV)	Antenna Factor (dB/m)	Path Loss (dB)	Preamp Factor (dB)	Ant Pos (cm)	Table Pos (deg)	Peak Avg. (P/A)	Pol. (H/V)
802.11ac VHT80 CH 106 5530MHz		5459.68	60.79	-13.21	74	49.65	31.7	9.58	30.14	100	205	P	H
		5467.6	64.13	-4.07	68.2	52.98	31.7	9.59	30.14	100	205	P	H
		5458.72	51.61	-2.39	54	40.48	31.7	9.57	30.14	100	205	A	H
	*	5530	104.31	-	-	93.04	31.73	9.71	30.17	100	205	P	H
	*	5530	96.8	-	-	85.53	31.73	9.71	30.17	100	205	A	H
		5739.485	51.21	-16.99	68.2	39.62	32	9.86	30.27	100	205	P	H
		5455.6	58.92	-15.08	74	47.79	31.7	9.57	30.14	347	76	P	V
		5466.16	61.21	-6.99	68.2	50.06	31.7	9.59	30.14	347	76	P	V
		5455.84	48.88	-5.12	54	37.75	31.7	9.57	30.14	347	76	A	V
	*	5530	101.27	-	-	90	31.73	9.71	30.17	347	76	P	V
	*	5530	93.84	-	-	82.57	31.73	9.71	30.17	347	76	A	V
	5747.675	50.33	-17.87	68.2	38.74	32	9.86	30.27	347	76	P	V	
802.11ac VHT80 CH 122 5610MHz		5454.4	52.68	-21.32	74	41.55	31.7	9.57	30.14	100	178	P	H
		5466.64	52.96	-15.24	68.2	41.81	31.7	9.59	30.14	100	178	P	H
		5456.08	44.16	-9.84	54	33.03	31.7	9.57	30.14	100	178	A	H
	*	5610	106.17	-	-	94.73	31.8	9.85	30.21	100	178	P	H
	*	5610	98.64	-	-	87.2	31.8	9.85	30.21	100	178	A	H
		5741.06	58.68	-9.52	68.2	47.09	32	9.86	30.27	100	178	P	H
		5457.28	50.84	-23.16	74	39.71	31.7	9.57	30.14	315	76	P	V
		5461.36	51.6	-16.6	68.2	40.46	31.7	9.58	30.14	315	76	P	V
		5456.08	43.24	-10.76	54	32.11	31.7	9.57	30.14	315	76	A	V
	*	5610	104.71	-	-	93.27	31.8	9.85	30.21	315	76	P	V
	*	5610	96.92	-	-	85.48	31.8	9.85	30.21	315	76	A	V
	5734.13	55.72	-12.48	68.2	44.2	31.93	9.86	30.27	315	76	P	V	
Remark	1. No other spurious found. 2. All results are PASS against Peak and Average limit line.												



**Band 3 5470~5725MHz
WIFI 802.11ac VHT80 (Harmonic @ 3m)**

WIFI Ant. 2	Note	Frequency (MHz)	Level (dBμV/m)	Over Limit (dB)	Limit Line (dBμV/m)	Read Level (dBμV)	Antenna Factor (dB/m)	Path Loss (dB)	Preamp Factor (dB)	Ant Pos (cm)	Table Pos (deg)	Peak Avg. (P/A)	Pol. (H/V)	
802.11ac VHT80 CH 106 5530MHz		11060	46.29	-27.71	74	53.98	40.13	13.94	61.76	100	0	P	H	
		16590	46.96	-21.24	68.2	50.08	38.85	17.71	59.68	100	0	P	H	
													H	
													H	
			11060	46.26	-27.74	74	53.95	40.13	13.94	61.76	100	0	P	V
			16590	47.37	-20.83	68.2	50.49	38.85	17.71	59.68	100	0	P	V
														V
802.11ac VHT80 CH 122 5610MHz		11220	45.6	-28.4	74	53.32	39.88	14.32	61.92	100	0	P	H	
		16830	48.56	-19.64	68.2	50.03	40.2	17.96	59.63	100	0	P	H	
													H	
													H	
			11220	45.59	-28.41	74	53.31	39.88	14.32	61.92	100	0	P	V
			16830	48.2	-20	68.2	49.67	40.2	17.96	59.63	100	0	P	V
														V
Remark	1. No other spurious found.													
	2. All results are PASS against Peak and Average limit line.													



Band 3 - Straddle Channel
WIFI 802.11a (Band Edge @ 3m)

WIFI	Note	Frequency	Level	Over	Limit	Read	Antenna	Path	Preamp	Ant	Table	Peak	Pol.
Ant.				Limit	Line	Level	Factor	Loss	Factor	Pos	Pos	Avg.	
2		(MHz)	(dBμV/m)	(dB)	(dBμV/m)	(dBμV)	(dB/m)	(dB)	(dB)	(cm)	(deg)	(P/A)	(H/V)
802.11a CH 144 5720MHz		5387.83	50.78	-23.22	74	39.93	31.53	9.45	30.13	100	201	P	H
		5468.56	50.25	-17.95	68.2	39.1	31.7	9.59	30.14	100	201	P	H
		5412.4	41.43	-12.57	54	30.45	31.63	9.48	30.13	100	201	A	H
	*	5720	110.97	-	-	99.44	31.93	9.86	30.26	100	201	P	H
	*	5720	103.5	-	-	91.97	31.93	9.86	30.26	100	201	A	H
		5902	52.66	-15.54	68.2	40.72	32.3	10	30.36	100	201	P	H
		5417.08	51.18	-22.82	74	40.19	31.63	9.49	30.13	304	75	P	V
		5465.83	49.43	-18.77	68.2	38.28	31.7	9.59	30.14	304	75	P	V
		5459.2	41.35	-12.65	54	30.21	31.7	9.58	30.14	304	75	A	V
	*	5720	108.75	-	-	97.22	31.93	9.86	30.26	304	75	P	V
	*	5720	101.61	-	-	90.08	31.93	9.86	30.26	304	75	A	V
		5936.5	51.72	-16.48	68.2	39.69	32.37	10.04	30.38	304	75	P	V
Remark	1. No other spurious found. 2. All results are PASS against Peak and Average limit line.												



**Band 3 - Straddle Channel
WIFI 802.11a (Harmonic @ 3m)**

WIFI Ant. 2	Note	Frequency (MHz)	Level (dBμV/m)	Over Limit (dB)	Limit Line (dBμV/m)	Read Level (dBμV)	Antenna Factor (dB/m)	Path Loss (dB)	Preamp Factor (dB)	Ant Pos (cm)	Table Pos (deg)	Peak Avg. (P/A)	Pol. (H/V)	
802.11a CH 144 5720MHz		11440	45.32	-28.68	74	52.88	40.07	14.51	62.14	100	0	P	H	
		17160	48.61	-19.59	68.2	48.93	40.57	18.36	59.25	100	0	P	H	
													H	
													H	
			11440	44.62	-29.38	74	52.18	40.07	14.51	62.14	100	0	P	V
			17160	48.66	-19.54	68.2	48.98	40.57	18.36	59.25	100	0	P	V
														V
														V
Remark	1. No other spurious found. 2. All results are PASS against Peak and Average limit line.													



Band 3 - Straddle Channel
WIFI 802.11ac VHT20 (Band Edge @ 3m)

Table with 14 columns: WIFI Ant. 2, Note, Frequency (MHz), Level (dBµV/m), Over Limit (dB), Limit Line (dBµV/m), Read Level (dBµV), Antenna Factor (dB/m), Path Loss (dB), Preamp Factor (dB), Ant Pos (cm), Table Pos (deg), Peak Avg. (P/A), Pol. (H/V). Rows include test results for 802.11ac VHT20 CH 144 5720MHz and a Remark section.



**Band 3 - Straddle Channel
WIFI 802.11ac VHT20 (Harmonic @ 3m)**

WIFI Ant. 2	Note	Frequency (MHz)	Level (dBµV/m)	Over Limit (dB)	Limit Line (dBµV/m)	Read Level (dBµV)	Antenna Factor (dB/m)	Path Loss (dB)	Preamp Factor (dB)	Ant Pos (cm)	Table Pos (deg)	Peak Avg. (P/A)	Pol. (H/V)	
802.11ac VHT20 CH 144 5720MHz		11440	45.28	-28.72	74	52.84	40.07	14.51	62.14	100	0	P	H	
		17160	48.64	-19.56	68.2	48.96	40.57	18.36	59.25	100	0	P	H	
													H	
													H	
			11440	45.62	-28.38	74	53.18	40.07	14.51	62.14	100	0	P	V
			17160	49.48	-18.72	68.2	49.8	40.57	18.36	59.25	100	0	P	V
														V
														V
Remark	1. No other spurious found. 2. All results are PASS against Peak and Average limit line.													



Band 3 - Straddle Channel
WIFI 802.11ac VHT40 (Band Edge @ 3m)

WIFI Ant. 2	Note	Frequency (MHz)	Level (dBμV/m)	Over Limit (dB)	Limit Line (dBμV/m)	Read Level (dBμV)	Antenna Factor (dB/m)	Path Loss (dB)	Preamp Factor (dB)	Ant Pos (cm)	Table Pos (deg)	Peak Avg. (P/A)	Pol. (H/V)
802.11ac VHT40 CH 142 5710MHz		5434.63	50.91	-23.09	74	39.84	31.67	9.53	30.13	100	203	P	H
		5465.05	50.26	-17.94	68.2	39.11	31.7	9.59	30.14	100	203	P	H
		5415.13	41.51	-12.49	54	30.52	31.63	9.49	30.13	100	203	A	H
	*	5710	107.88	-	-	96.41	31.87	9.86	30.26	100	203	P	H
	*	5710	100.6	-	-	89.13	31.87	9.86	30.26	100	203	A	H
		5939.5	52.32	-15.88	68.2	40.26	32.4	10.04	30.38	100	203	P	H
		5425.27	50.57	-23.43	74	39.56	31.63	9.51	30.13	304	75	P	V
		5470.12	49.8	-18.4	68.2	38.64	31.7	9.6	30.14	304	75	P	V
		5452.96	41.51	-12.49	54	30.39	31.7	9.56	30.14	304	75	A	V
	*	5710	106.25	-	-	94.78	31.87	9.86	30.26	304	75	P	V
	*	5710	98.81	-	-	87.34	31.87	9.86	30.26	304	75	A	V
	5936.5	52.54	-15.66	68.2	40.51	32.37	10.04	30.38	304	75	P	V	
Remark	1. No other spurious found. 2. All results are PASS against Peak and Average limit line.												



Band 3 - Straddle Channel
WIFI 802.11ac VHT40 (Harmonic @ 3m)

Table with 14 columns: WIFI Ant. 2, Note, Frequency (MHz), Level (dBµV/m), Over Limit (dB), Limit Line (dBµV/m), Read Level (dBµV), Antenna Factor (dB/m), Path Loss (dB), Preamp Factor (dB), Ant Pos (cm), Table Pos (deg), Peak Avg. (P/A), Pol. (H/V). Rows include data for 802.11ac VHT40 CH 142 at 5710MHz and a Remark section.



Band 3 - Straddle Channel
WIFI 802.11ac VHT80 (Band Edge @ 3m)

WIFI Ant. 2	Note	Frequency (MHz)	Level (dBμV/m)	Over Limit (dB)	Limit Line (dBμV/m)	Read Level (dBμV)	Antenna Factor (dB/m)	Path Loss (dB)	Preamp Factor (dB)	Ant Pos (cm)	Table Pos (deg)	Peak Avg. (P/A)	Pol. (H/V)
802.11ac VHT80 CH 138 5690MHz		5446.72	50.72	-23.28	74	39.6	31.7	9.55	30.13	100	201	P	H
		5470.12	50.65	-17.55	68.2	39.49	31.7	9.6	30.14	100	201	P	H
		5448.67	41.9	-12.1	54	30.78	31.7	9.55	30.13	100	201	A	H
	*	5690	106.99	-	-	95.58	31.8	9.86	30.25	100	201	P	H
	*	5690	99.76	-	-	88.35	31.8	9.86	30.25	100	201	A	H
		5851	59.62	-8.58	68.2	47.82	32.2	9.93	30.33	100	201	P	H
		5356.63	50.36	-23.64	74	39.65	31.4	9.43	30.12	346	75	P	V
		5463.49	50.63	-17.57	68.2	39.49	31.7	9.58	30.14	346	75	P	V
		5405.77	41.89	-12.11	54	30.95	31.6	9.47	30.13	346	75	A	V
	*	5690	105.34	-	-	93.93	31.8	9.86	30.25	346	75	P	V
	*	5690	97.31	-	-	85.9	31.8	9.86	30.25	346	75	A	V
		5851	54.59	-13.61	68.2	42.79	32.2	9.93	30.33	346	75	P	V
Remark	1. No other spurious found. 2. All results are PASS against Peak and Average limit line.												



Band 3 - Straddle Channel
WIFI 802.11ac VHT80 (Harmonic @ 3m)

WIFI Ant. 2	Note	Frequency (MHz)	Level (dBμV/m)	Over Limit (dB)	Limit Line (dBμV/m)	Read Level (dBμV)	Antenna Factor (dB/m)	Path Loss (dB)	Preamp Factor (dB)	Ant Pos (cm)	Table Pos (deg)	Peak Avg. (P/A)	Pol. (H/V)	
802.11ac VHT80 CH 138 5690MHz		11380	45.34	-28.66	74	52.92	39.97	14.53	62.08	100	0	P	H	
		17070	48.7	-19.5	68.2	49.46	40.5	18.19	59.45	100	0	P	H	
													H	
													H	
			11380	45.03	-28.97	74	52.61	39.97	14.53	62.08	100	0	P	V
			17070	47.89	-20.31	68.2	48.65	40.5	18.19	59.45	100	0	P	V
														V
														V
Remark	1. No other spurious found. 2. All results are PASS against Peak and Average limit line.													



Emission below 1GHz

WIFI 802.11a (LF @ 3m)

WIFI	Note	Frequency	Level	Over	Limit	Read	Antenna	Path	Preamp	Ant	Table	Peak	Pol.	
Ant.				Limit	Line	Level	Factor	Loss	Factor	Pos	Pos	Avg.		
2		(MHz)	(dBμV/m)	(dB)	(dBμV/m)	(dBμV)	(dB/m)	(dB)	(dB)	(cm)	(deg)	(P/A)	(H/V)	
802.11a LF		30.97	22.7	-17.3	40	29.8	24.81	0.71	32.62	-	-	P	H	
		121.18	22.78	-20.72	43.5	36.33	17.52	1.44	32.51	-	-	P	H	
		184.23	20.86	-22.64	43.5	36.63	14.8	1.92	32.49	-	-	P	H	
		299.66	22.69	-23.31	46	33.64	19.29	2.3	32.54	-	-	P	H	
		441.28	25.19	-20.81	46	32.14	22.93	2.68	32.56	-	-	P	H	
		886.51	33.34	-12.66	46	32.23	28.9	3.94	31.73	100	0	P	H	
														H
														H
														H
														H
														H
														H
			30.97	23.8	-16.2	40	30.9	24.81	0.71	32.62	-	-	P	V
			124.09	28.17	-15.33	43.5	41.63	17.6	1.45	32.51	-	-	P	V
			296.75	24.01	-21.99	46	35.01	19.24	2.3	32.54	-	-	P	V
			469.41	26	-20	46	32.31	23.49	2.76	32.56	-	-	P	V
			647.89	28.73	-17.27	46	31.28	26.64	3.31	32.5	-	-	P	V
			885.54	37.95	-8.05	46	36.84	28.9	3.94	31.73	100	0	P	V
													V	
													V	
													V	
													V	
													V	
													V	
Remark	1. No other spurious found. 2. All results are PASS against limit line.													



Band 1 - 5150~5250MHz
WIFI 802.11a (Band Edge @ 3m)

WIFI	Note	Frequency	Level	Over	Limit	Read	Antenna	Path	Preamp	Ant	Table	Peak	Pol.	
Ant.				Limit	Line	Level	Factor	Loss	Factor	Pos	Pos	Avg.		
1+2		(MHz)	(dBµV/m)	(dB)	(dBµV/m)	(dBµV)	(dB/m)	(dB)	(dB)	(cm)	(deg)	(P/A)	(H/V)	
802.11a CH 36 5180MHz		5148.98	65.52	-8.48	74	54.57	31.8	9.25	30.1	100	149	P	H	
		5150	51.76	-2.24	54	40.8	31.8	9.26	30.1	100	149	A	H	
	*	5180	116.68	-	-	105.82	31.67	9.29	30.1	100	149	P	H	
	*	5180	109.23	-	-	98.37	31.67	9.29	30.1	100	149	A	H	
													H	
													H	
			5148.98	64.41	-9.59	74	53.46	31.8	9.25	30.1	374	63	P	V
			5148.98	48.42	-5.58	54	37.47	31.8	9.25	30.1	374	63	A	V
	*		5180	113.18	-	-	102.32	31.67	9.29	30.1	374	63	P	V
	*		5180	105.63	-	-	94.77	31.67	9.29	30.1	374	63	A	V
														V
														V
802.11a CH 44 5220MHz		5027.56	51.39	-22.61	74	40.55	31.8	9.12	30.08	100	148	P	H	
		5149.5	42.7	-11.3	54	31.75	31.8	9.25	30.1	100	148	A	H	
	*	5220	117.44	-	-	106.69	31.53	9.33	30.11	100	148	P	H	
	*	5220	110.34	-	-	99.59	31.53	9.33	30.11	100	148	A	H	
			5409.6	51.24	-22.76	74	40.29	31.6	9.48	30.13	100	148	P	H
			5453	42.91	-11.09	54	31.79	31.7	9.56	30.14	100	148	A	H
			5050.44	51.86	-22.14	74	40.9	31.9	9.15	30.09	394	62	P	V
			5139.36	41.83	-12.17	54	30.86	31.83	9.24	30.1	394	62	A	V
	*		5220	114.28	-	-	103.53	31.53	9.33	30.11	394	62	P	V
	*		5220	107.15	-	-	96.4	31.53	9.33	30.11	394	62	A	V
			5374.88	51.17	-22.83	74	40.39	31.47	9.44	30.13	394	62	P	V
			5451.6	41.73	-12.27	54	30.61	31.7	9.56	30.14	394	62	A	V



802.11a CH 48 5240MHz		5101.14	51.41	-22.59	74	40.4	31.9	9.2	30.09	100	150	P	H
		5149.76	42.06	-11.94	54	31.11	31.8	9.25	30.1	100	150	A	H
	*	5240	117.55	-	-	106.85	31.47	9.34	30.11	100	150	P	H
	*	5240	110.19	-	-	99.49	31.47	9.34	30.11	100	150	A	H
		5356.68	51.77	-22.23	74	41.06	31.4	9.43	30.12	100	150	P	H
		5351.08	43.01	-10.99	54	32.31	31.4	9.42	30.12	100	150	A	H
		5103.22	50.69	-23.31	74	39.68	31.9	9.2	30.09	394	61	P	V
		5142.74	41.57	-12.43	54	30.62	31.8	9.25	30.1	394	61	A	V
	*	5240	114.14	-	-	103.44	31.47	9.34	30.11	394	61	P	V
	*	5240	106.98	-	-	96.28	31.47	9.34	30.11	394	61	A	V
		5410.16	51.29	-22.71	74	40.34	31.6	9.48	30.13	394	61	P	V
		5360.6	41.96	-12.04	54	31.18	31.47	9.43	30.12	394	61	A	V
Remark	1. No other spurious found. 2. All results are PASS against Peak and Average limit line.												



Band 1 5150~5250MHz
WIFI 802.11a (Harmonic @ 3m)

WIFI Ant. 1+2	Note	Frequency (MHz)	Level (dBµV/m)	Over Limit (dB)	Limit Line (dBµV/m)	Read Level (dBµV)	Antenna Factor (dB/m)	Path Loss (dB)	Preamp Factor (dB)	Ant Pos (cm)	Table Pos (deg)	Peak Avg. (P/A)	Pol. (H/V)
802.11a CH 36 5180MHz		10360	44.37	-23.83	68.2	52.19	39.37	13.57	60.76	100	0	P	H
		15540	45.16	-28.84	74	51.77	37.93	17.01	61.55	100	0	P	H
													H
													H
		10360	45.24	-22.96	68.2	53.06	39.37	13.57	60.76	100	0	P	V
		15540	44.16	-29.84	74	50.77	37.93	17.01	61.55	100	0	P	V
													V
													V
802.11a CH 44 5220MHz		10440	44.94	-23.26	68.2	52.72	39.53	13.65	60.96	100	0	P	H
		15660	43.69	-30.31	74	50.49	37.45	17.16	61.41	100	0	P	H
													H
													H
		10440	44.98	-23.22	68.2	52.76	39.53	13.65	60.96	100	0	P	V
		15660	44.55	-29.45	74	51.35	37.45	17.16	61.41	100	0	P	V
													V
													V
802.11a CH 48 5240MHz		10480	45.14	-23.06	68.2	52.93	39.58	13.68	61.05	100	0	P	H
		15720	44.65	-29.35	74	51.48	37.3	17.21	61.34	100	0	P	H
													H
													H
		10480	46.56	-21.64	68.2	54.35	39.58	13.68	61.05	100	0	P	V
		15720	45.87	-28.13	74	52.7	37.3	17.21	61.34	100	0	P	V
													V
													V
Remark	1. No other spurious found. 2. All results are PASS against Peak and Average limit line.												



Band 1 5150~5250MHz
WIFI 802.11ac VHT20 (Band Edge @ 3m)

WIFI Ant. 1+2	Note	Frequency (MHz)	Level (dBμV/m)	Over Limit (dB)	Limit Line (dBμV/m)	Read Level (dBμV)	Antenna Factor (dB/m)	Path Loss (dB)	Preamp Factor (dB)	Ant Pos (cm)	Table Pos (deg)	Peak Avg. (P/A)	Pol. (H/V)	
802.11ac VHT20 CH 36 5180MHz		5148.46	62.53	-11.47	74	51.58	31.8	9.25	30.1	100	150	P	H	
		5150	51.37	-2.63	54	40.41	31.8	9.26	30.1	100	150	A	H	
	*	5180	116.09	-	-	105.23	31.67	9.29	30.1	100	150	P	H	
	*	5180	108.48	-	-	97.62	31.67	9.29	30.1	100	150	A	H	
													H	
														H
			5147.16	59.63	-14.37	74	48.68	31.8	9.25	30.1	354	61	P	V
			5148.98	47.11	-6.89	54	36.16	31.8	9.25	30.1	354	61	A	V
		*	5180	112.68	-	-	101.82	31.67	9.29	30.1	354	61	P	V
		*	5180	105.34	-	-	94.48	31.67	9.29	30.1	354	61	A	V
													V	
													V	
802.11ac VHT20 CH 44 5220MHz		5097.24	51.68	-22.32	74	40.67	31.9	9.2	30.09	100	148	P	H	
		5145.86	42.73	-11.27	54	31.78	31.8	9.25	30.1	100	148	A	H	
	*	5220	117.46	-	-	106.71	31.53	9.33	30.11	100	148	P	H	
	*	5220	110.19	-	-	99.44	31.53	9.33	30.11	100	148	A	H	
			5451.88	51.42	-22.58	74	40.3	31.7	9.56	30.14	100	148	P	H
			5452.72	42.65	-11.35	54	31.53	31.7	9.56	30.14	100	148	A	H
			5143.52	50.93	-23.07	74	39.98	31.8	9.25	30.1	337	56	P	V
			5149.5	41.71	-12.29	54	30.76	31.8	9.25	30.1	337	56	A	V
		*	5220	113.49	-	-	102.74	31.53	9.33	30.11	337	56	P	V
		*	5220	106.25	-	-	95.5	31.53	9.33	30.11	337	56	A	V
		5430.04	50.4	-23.6	74	39.34	31.67	9.52	30.13	337	56	P	V	
		5421.64	41.73	-12.27	54	30.73	31.63	9.5	30.13	337	56	A	V	



802.11ac VHT20 CH 48 5240MHz		5144.56	51.07	-22.93	74	40.12	31.8	9.25	30.1	100	149	P	H
		5145.86	41.99	-12.01	54	31.04	31.8	9.25	30.1	100	149	A	H
	*	5240	117.62	-	-	106.92	31.47	9.34	30.11	100	149	P	H
	*	5240	109.92	-	-	99.22	31.47	9.34	30.11	100	149	A	H
		5365.36	52.37	-21.63	74	41.59	31.47	9.43	30.12	100	149	P	H
		5376	43.04	-10.96	54	32.26	31.47	9.44	30.13	100	149	A	H
		5042.12	50.92	-23.08	74	39.97	31.9	9.14	30.09	393	59	P	V
		5144.82	41.69	-12.31	54	30.74	31.8	9.25	30.1	393	59	A	V
	*	5240	114.34	-	-	103.64	31.47	9.34	30.11	393	59	P	V
	*	5240	107.1	-	-	96.4	31.47	9.34	30.11	393	59	A	V
		5449.36	50.64	-23.36	74	39.51	31.7	9.56	30.13	393	59	P	V
		5351.92	42.03	-11.97	54	31.33	31.4	9.42	30.12	393	59	A	V
Remark	1. No other spurious found. 2. All results are PASS against Peak and Average limit line.												



Band 1 5150~5250MHz
WIFI 802.11ac VHT20 (Harmonic @ 3m)

WIFI Ant. 1+2	Note	Frequency (MHz)	Level (dBμV/m)	Over Limit (dB)	Limit Line (dBμV/m)	Read Level (dBμV)	Antenna Factor (dB/m)	Path Loss (dB)	Preamp Factor (dB)	Ant Pos (cm)	Table Pos (deg)	Peak Avg. (P/A)	Pol. (H/V)	
802.11ac VHT20 CH 36 5180MHz		10360	44.31	-23.89	68.2	52.13	39.37	13.57	60.76	100	0	P	H	
		15540	45.22	-28.78	74	51.83	37.93	17.01	61.55	100	0	P	H	
													H	
													H	
			10360	44.49	-23.71	68.2	52.31	39.37	13.57	60.76	100	0	P	V
			15540	44.56	-29.44	74	51.17	37.93	17.01	61.55	100	0	P	V
														V
802.11ac VHT20 CH 44 5220MHz		10440	44.31	-23.89	68.2	52.09	39.53	13.65	60.96	100	0	P	H	
		15660	44.2	-29.8	74	51	37.45	17.16	61.41	100	0	P	H	
													H	
													H	
			10440	44.66	-23.54	68.2	52.44	39.53	13.65	60.96	100	0	P	V
			15660	44.15	-29.85	74	50.95	37.45	17.16	61.41	100	0	P	V
														V
802.11ac VHT20 CH 48 5240MHz		10480	44.91	-23.29	68.2	52.7	39.58	13.68	61.05	100	0	P	H	
		15720	46.21	-27.79	74	53.04	37.3	17.21	61.34	100	0	P	H	
													H	
													H	
			10480	45.68	-22.52	68.2	53.47	39.58	13.68	61.05	100	0	P	V
			15720	44.89	-29.11	74	51.72	37.3	17.21	61.34	100	0	P	V
														V
Remark	1. No other spurious found.													
	2. All results are PASS against Peak and Average limit line.													



Band 1 5150~5250MHz
WIFI 802.11ac VHT40 (Band Edge @ 3m)

WIFI Ant. 1+2	Note	Frequency (MHz)	Level (dBμV/m)	Over Limit (dB)	Limit Line (dBμV/m)	Read Level (dBμV)	Antenna Factor (dB/m)	Path Loss (dB)	Preamp Factor (dB)	Ant Pos (cm)	Table Pos (deg)	Peak Avg. (P/A)	Pol. (H/V)
802.11ac VHT40 CH 38 5190MHz		5147.16	66.39	-7.61	74	55.44	31.8	9.25	30.1	100	150	P	H
		5146.12	52.12	-1.88	54	41.17	31.8	9.25	30.1	100	150	A	H
	*	5190	110.6	-	-	99.73	31.67	9.3	30.1	100	150	P	H
	*	5190	103.45	-	-	92.58	31.67	9.3	30.1	100	150	A	H
		5425.84	51.23	-22.77	74	40.22	31.63	9.51	30.13	100	150	P	H
		5452.72	42.14	-11.86	54	31.02	31.7	9.56	30.14	100	150	A	H
		5147.68	58.44	-15.56	74	47.49	31.8	9.25	30.1	354	56	P	V
		5149.76	46.82	-7.18	54	35.87	31.8	9.25	30.1	354	56	A	V
	*	5190	107.51	-	-	96.64	31.67	9.3	30.1	354	56	P	V
	*	5190	100.21	-	-	89.34	31.67	9.3	30.1	354	56	A	V
		5442.64	50.78	-23.22	74	39.7	31.67	9.54	30.13	354	56	P	V
		5457.48	41.54	-12.46	54	30.41	31.7	9.57	30.14	354	56	A	V
802.11ac VHT40 CH 46 5230MHz		5139.36	53.58	-20.42	74	42.61	31.83	9.24	30.1	100	177	P	H
		5143	43.25	-10.75	54	32.3	31.8	9.25	30.1	100	177	A	H
	*	5230	114.84	-	-	104.15	31.47	9.33	30.11	100	177	P	H
	*	5230	107.39	-	-	96.7	31.47	9.33	30.11	100	177	A	H
		5375.72	51.47	-22.53	74	40.69	31.47	9.44	30.13	100	177	P	H
		5351.92	43.31	-10.69	54	32.61	31.4	9.42	30.12	100	177	A	H
		5080.34	51.07	-22.93	74	40.08	31.9	9.18	30.09	395	60	P	V
		5145.08	42.46	-11.54	54	31.51	31.8	9.25	30.1	395	60	A	V
	*	5230	111.75	-	-	101.06	31.47	9.33	30.11	395	60	P	V
	*	5230	104.4	-	-	93.71	31.47	9.33	30.11	395	60	A	V
	5392.52	51.65	-22.35	74	40.8	31.53	9.45	30.13	395	60	P	V	
	5358.36	42.31	-11.69	54	31.6	31.4	9.43	30.12	395	60	A	V	
Remark	1. No other spurious found. 2. All results are PASS against Peak and Average limit line.												



**Band 1 5150~5250MHz
WIFI 802.11ac VHT40 (Harmonic @ 3m)**

WIFI Ant. 1+2	Note	Frequency (MHz)	Level (dBμV/m)	Over Limit (dB)	Limit Line (dBμV/m)	Read Level (dBμV)	Antenna Factor (dB/m)	Path Loss (dB)	Preamp Factor (dB)	Ant Pos (cm)	Table Pos (deg)	Peak Avg. (P/A)	Pol. (H/V)	
802.11ac VHT40 CH 38 5190MHz		10380	45.8	-22.4	68.2	53.59	39.43	13.59	60.81	100	0	P	H	
		15570	44.92	-29.08	74	51.62	37.77	17.05	61.52	100	0	P	H	
													H	
													H	
			10380	44.01	-24.19	68.2	51.8	39.43	13.59	60.81	100	0	P	V
			15570	44.79	-29.21	74	51.49	37.77	17.05	61.52	100	0	P	V
														V
802.11ac VHT40 CH 46 5230MHz		10460	43.89	-24.31	68.2	51.68	39.55	13.66	61	100	0	P	H	
		15690	44.35	-29.65	74	51.18	37.35	17.19	61.37	100	0	P	H	
													H	
													H	
			10460	44.83	-23.37	68.2	52.62	39.55	13.66	61	100	0	P	V
			15690	44.97	-29.03	74	51.8	37.35	17.19	61.37	100	0	P	V
														V
Remark	1. No other spurious found.													
	2. All results are PASS against Peak and Average limit line.													



Band 1 5150~5250MHz
WIFI 802.11ac VHT80 (Band Edge @ 3m)

WIFI Ant. 1+2	Note	Frequency (MHz)	Level (dBμV/m)	Over Limit (dB)	Limit Line (dBμV/m)	Read Level (dBμV)	Antenna Factor (dB/m)	Path Loss (dB)	Preamp Factor (dB)	Ant Pos (cm)	Table Pos (deg)	Peak Avg. (P/A)	Pol. (H/V)
802.11ac VHT80 CH 42 5210MHz		5146.9	62.38	-11.62	74	51.43	31.8	9.25	30.1	100	150	P	H
		5149.5	52.23	-1.77	54	41.28	31.8	9.25	30.1	100	150	A	H
	*	5210	108.57	-	-	97.83	31.53	9.32	30.11	100	150	P	H
	*	5210	101.2	-	-	90.46	31.53	9.32	30.11	100	150	A	H
		5381.6	51.23	-22.77	74	40.38	31.53	9.45	30.13	100	150	P	H
		5350	43.57	-10.43	54	32.87	31.4	9.42	30.12	100	150	A	H
		5142.22	58.14	-15.86	74	47.19	31.8	9.25	30.1	391	57	P	V
		5141.18	48.33	-5.67	54	37.38	31.8	9.25	30.1	391	57	A	V
	*	5210	104.96	-	-	94.22	31.53	9.32	30.11	391	57	P	V
	*	5210	97.92	-	-	87.18	31.53	9.32	30.11	391	57	A	V
		5407.64	50.38	-23.62	74	39.44	31.6	9.47	30.13	391	57	P	V
	5383	42.21	-11.79	54	31.36	31.53	9.45	30.13	391	57	A	V	
Remark	1. No other spurious found. 2. All results are PASS against Peak and Average limit line.												



**Band 1 5150~5250MHz
WIFI 802.11ac VHT80 (Harmonic @ 3m)**

WIFI Ant. 1+2	Note	Frequency (MHz)	Level (dBμV/m)	Over Limit (dB)	Limit Line (dBμV/m)	Read Level (dBμV)	Antenna Factor (dB/m)	Path Loss (dB)	Preamp Factor (dB)	Ant Pos (cm)	Table Pos (deg)	Peak Avg. (P/A)	Pol. (H/V)	
802.11ac VHT80 CH 42 5210MHz		10420	44.81	-23.39	68.2	52.58	39.52	13.62	60.91	100	0	P	H	
		15630	44.86	-29.14	74	51.68	37.5	17.12	61.44	100	0	P	H	
													H	
													H	
			10420	44.65	-23.55	68.2	52.42	39.52	13.62	60.91	100	0	P	V
			15630	44.63	-29.37	74	51.45	37.5	17.12	61.44	100	0	P	V
														V
														V
Remark	1. No other spurious found. 2. All results are PASS against Peak and Average limit line.													



Band 2 - 5250~5350MHz
WIFI 802.11a (Band Edge @ 3m)

WIFI	Note	Frequency	Level	Over	Limit	Read	Antenna	Path	Preamp	Ant	Table	Peak	Pol.
Ant.				Limit	Line	Level	Factor	Loss	Factor	Pos	Pos	Avg.	
1+2		(MHz)	(dBμV/m)	(dB)	(dBμV/m)	(dBμV)	(dB/m)	(dB)	(dB)	(cm)	(deg)	(P/A)	(H/V)
802.11a CH 52 5260MHz		5063.58	51.14	-22.86	74	40.17	31.9	9.16	30.09	100	182	P	H
		5132.26	41.71	-12.29	54	30.74	31.83	9.24	30.1	100	182	A	H
	*	5260	117.19	-	-	106.54	31.4	9.36	30.11	100	182	P	H
	*	5260	110.01	-	-	99.36	31.4	9.36	30.11	100	182	A	H
		5355.84	52.46	-21.54	74	41.75	31.4	9.43	30.12	100	182	P	H
		5351.04	43.4	-10.6	54	32.7	31.4	9.42	30.12	100	182	A	H
		5138.72	49.94	-24.06	74	38.97	31.83	9.24	30.1	349	58	P	V
		5075.14	41.55	-12.45	54	30.57	31.9	9.17	30.09	349	58	A	V
	*	5260	114.04	-	-	103.39	31.4	9.36	30.11	349	58	P	V
	*	5260	106.96	-	-	96.31	31.4	9.36	30.11	349	58	A	V
		5351.76	50.53	-23.47	74	39.83	31.4	9.42	30.12	349	58	P	V
		5381.28	42.08	-11.92	54	31.23	31.53	9.45	30.13	349	58	A	V
802.11a CH 60 5300MHz		5134.98	50.44	-23.56	74	39.47	31.83	9.24	30.1	100	182	P	H
		5113.9	41.73	-12.27	54	30.73	31.87	9.22	30.09	100	182	A	H
	*	5300	116.75	-	-	106.08	31.4	9.39	30.12	100	182	P	H
	*	5300	109.79	-	-	99.12	31.4	9.39	30.12	100	182	A	H
		5360.4	55.4	-18.6	74	44.69	31.4	9.43	30.12	100	182	P	H
		5350.08	46.33	-7.67	54	35.63	31.4	9.42	30.12	100	182	A	H
		5086.36	50.79	-23.21	74	39.8	31.9	9.18	30.09	382	57	P	V
		5100.3	41.41	-12.59	54	30.4	31.9	9.2	30.09	382	57	A	V
	*	5300	113.68	-	-	103.01	31.4	9.39	30.12	382	57	P	V
	*	5300	106.49	-	-	95.82	31.4	9.39	30.12	382	57	A	V
		5353.68	51.76	-22.24	74	41.05	31.4	9.43	30.12	382	57	P	V
		5350.56	43.29	-10.71	54	32.59	31.4	9.42	30.12	382	57	A	V



802.11a CH 64 5320MHz	*	5320	115.76	-	-	105.08	31.4	9.4	30.12	100	179	P	H
	*	5320	108.62	-	-	97.94	31.4	9.4	30.12	100	179	A	H
		5350.4	63.32	-10.68	74	52.62	31.4	9.42	30.12	100	179	P	H
		5350.08	51.65	-2.35	54	40.95	31.4	9.42	30.12	100	179	A	H
													H
													H
	*	5320	112.35	-	-	101.67	31.4	9.4	30.12	354	58	P	V
	*	5320	105.5	-	-	94.82	31.4	9.4	30.12	354	58	A	V
		5350.72	60.97	-13.03	74	50.27	31.4	9.42	30.12	354	58	P	V
		5350.72	47.89	-6.11	54	37.19	31.4	9.42	30.12	354	58	A	V
													V
													V
Remark	1. No other spurious found. 2. All results are PASS against Peak and Average limit line.												



Band 2 5250~5350MHz
WIFI 802.11a (Harmonic @ 3m)

WIFI Ant. 1+2	Note	Frequency (MHz)	Level (dBμV/m)	Over Limit (dB)	Limit Line (dBμV/m)	Read Level (dBμV)	Antenna Factor (dB/m)	Path Loss (dB)	Preamp Factor (dB)	Ant Pos (cm)	Table Pos (deg)	Peak Avg. (P/A)	Pol. (H/V)	
802.11a CH 52 5260MHz		10520	44.32	-23.88	68.2	52.12	39.63	13.69	61.12	100	0	P	H	
		15780	45.06	-28.94	74	51.75	37.3	17.27	61.26	100	0	P	H	
													H	
													H	
			10520	43.98	-24.22	68.2	51.78	39.63	13.69	61.12	100	0	P	V
			15780	45.84	-28.16	74	52.53	37.3	17.27	61.26	100	0	P	V
														V
														V
802.11a CH 60 5300MHz		10600	44.66	-29.34	74	52.37	39.8	13.71	61.22	100	0	P	H	
		15900	45.08	-28.92	74	51.82	37	17.38	61.12	100	0	P	H	
													H	
													H	
			10600	44.83	-29.17	74	52.54	39.8	13.71	61.22	100	0	P	V
			15900	44.89	-29.11	74	51.63	37	17.38	61.12	100	0	P	V
														V
														V
802.11a CH 64 5320MHz		10640	45.23	-28.77	74	52.98	39.8	13.72	61.27	100	0	P	H	
		15960	44.23	-29.77	74	51.02	36.93	17.33	61.05	100	0	P	H	
													H	
													H	
			10640	45.66	-28.34	74	53.41	39.8	13.72	61.27	100	0	P	V
			15960	44.43	-29.57	74	51.22	36.93	17.33	61.05	100	0	P	V
														V
														V
Remark	1. No other spurious found. 2. All results are PASS against Peak and Average limit line.													



Band 2 5250~5350MHz
WIFI 802.11ac VHT20 (Band Edge @ 3m)

WIFI Ant. 1+2	Note	Frequency (MHz)	Level (dBμV/m)	Over Limit (dB)	Limit Line (dBμV/m)	Read Level (dBμV)	Antenna Factor (dB/m)	Path Loss (dB)	Preamp Factor (dB)	Ant Pos (cm)	Table Pos (deg)	Peak Avg. (P/A)	Pol. (H/V)
802.11ac VHT20 CH 52 5260MHz		5042.84	50.61	-23.39	74	39.66	31.9	9.14	30.09	100	150	P	H
		5145.86	41.82	-12.18	54	30.87	31.8	9.25	30.1	100	150	A	H
	*	5260	117.75	-	-	107.1	31.4	9.36	30.11	100	150	P	H
	*	5260	110.02	-	-	99.37	31.4	9.36	30.11	100	150	A	H
		5364.72	52.31	-21.69	74	41.53	31.47	9.43	30.12	100	150	P	H
		5350.08	43.55	-10.45	54	32.85	31.4	9.42	30.12	100	150	A	H
		5118.32	50.11	-23.89	74	39.12	31.87	9.22	30.1	349	59	P	V
		5113.9	41.58	-12.42	54	30.58	31.87	9.22	30.09	349	59	A	V
	*	5260	114.44	-	-	103.79	31.4	9.36	30.11	349	59	P	V
	*	5260	107.03	-	-	96.38	31.4	9.36	30.11	349	59	A	V
		5447.52	51.49	-22.51	74	40.37	31.7	9.55	30.13	349	59	P	V
		5353.44	42.21	-11.79	54	31.5	31.4	9.43	30.12	349	59	A	V
802.11ac VHT20 CH 60 5300MHz		5103.02	50.85	-23.15	74	39.84	31.9	9.2	30.09	100	150	P	H
		5055.76	41.68	-12.32	54	30.72	31.9	9.15	30.09	100	150	A	H
	*	5300	117.4	-	-	106.73	31.4	9.39	30.12	100	150	P	H
	*	5300	110.06	-	-	99.39	31.4	9.39	30.12	100	150	A	H
		5361.84	56.29	-17.71	74	45.51	31.47	9.43	30.12	100	150	P	H
		5350.08	46.97	-7.03	54	36.27	31.4	9.42	30.12	100	150	A	H
		5128.18	52.2	-21.8	74	41.24	31.83	9.23	30.1	386	58	P	V
		5079.9	41.46	-12.54	54	30.47	31.9	9.18	30.09	386	58	A	V
	*	5300	113.75	-	-	103.08	31.4	9.39	30.12	386	58	P	V
	*	5300	106.43	-	-	95.76	31.4	9.39	30.12	386	58	A	V
	5351.28	52.44	-21.56	74	41.74	31.4	9.42	30.12	386	58	P	V	
	5357.76	43.32	-10.68	54	32.61	31.4	9.43	30.12	386	58	A	V	



802.11ac VHT20 CH 64 5320MHz	*	5320	116.39	-	-	105.71	31.4	9.4	30.12	276	146	P	H
	*	5320	109.02	-	-	98.34	31.4	9.4	30.12	276	146	A	H
		5350.08	66.35	-7.65	74	55.65	31.4	9.42	30.12	276	146	P	H
		5350.08	52.29	-1.71	54	41.59	31.4	9.42	30.12	276	146	A	H
													H
													H
	*	5320	112.97	-	-	102.29	31.4	9.4	30.12	359	57	P	V
	*	5320	105.53	-	-	94.85	31.4	9.4	30.12	359	57	A	V
		5350.4	62.56	-11.44	74	51.86	31.4	9.42	30.12	359	57	P	V
		5352.96	47.69	-6.31	54	36.99	31.4	9.42	30.12	359	57	A	V
													V
													V
Remark	1. No other spurious found. 2. All results are PASS against Peak and Average limit line.												



Band 2 5250~5350MHz
WIFI 802.11ac VHT20 (Harmonic @ 3m)

WIFI Ant. 1+2	Note	Frequency (MHz)	Level (dBμV/m)	Over Limit (dB)	Limit Line (dBμV/m)	Read Level (dBμV)	Antenna Factor (dB/m)	Path Loss (dB)	Preamp Factor (dB)	Ant Pos (cm)	Table Pos (deg)	Peak Avg. (P/A)	Pol. (H/V)	
802.11ac VHT20 CH 52 5260MHz		10520	44.26	-23.94	68.2	52.06	39.63	13.69	61.12	100	0	P	H	
		15780	45.6	-28.4	74	52.29	37.3	17.27	61.26	100	0	P	H	
													H	
													H	
			10520	43.89	-24.31	68.2	51.69	39.63	13.69	61.12	100	0	P	V
			15780	44.67	-29.33	74	51.36	37.3	17.27	61.26	100	0	P	V
														V
802.11ac VHT20 CH 60 5300MHz		10600	45.24	-28.76	74	52.95	39.8	13.71	61.22	100	0	P	H	
		15900	45.51	-28.49	74	52.25	37	17.38	61.12	100	0	P	H	
													H	
													H	
			10600	45.13	-28.87	74	52.84	39.8	13.71	61.22	100	0	P	V
			15900	45.33	-28.67	74	52.07	37	17.38	61.12	100	0	P	V
														V
802.11ac VHT20 CH 64 5320MHz		10640	44.6	-29.4	74	52.35	39.8	13.72	61.27	100	0	P	H	
		15960	45.11	-28.89	74	51.9	36.93	17.33	61.05	100	0	P	H	
													H	
													H	
			10640	45.1	-28.9	74	52.85	39.8	13.72	61.27	100	0	P	V
			15960	44.98	-29.02	74	51.77	36.93	17.33	61.05	100	0	P	V
														V
Remark	1. No other spurious found.													
	2. All results are PASS against Peak and Average limit line.													



Band 2 5250~5350MHz
WIFI 802.11ac VHT40 (Band Edge @ 3m)

WIFI Ant. 1+2	Note	Frequency (MHz)	Level (dBμV/m)	Over Limit (dB)	Limit Line (dBμV/m)	Read Level (dBμV)	Antenna Factor (dB/m)	Path Loss (dB)	Preamp Factor (dB)	Ant Pos (cm)	Table Pos (deg)	Peak Avg. (P/A)	Pol. (H/V)
802.11ac VHT40 CH 54 5270MHz		5129.54	51.7	-22.3	74	40.74	31.83	9.23	30.1	100	181	P	H
		5149.26	41.72	-12.28	54	30.77	31.8	9.25	30.1	100	181	A	H
	*	5270	115.46	-	-	104.81	31.4	9.36	30.11	100	181	P	H
	*	5270	108.06	-	-	97.41	31.4	9.36	30.11	100	181	A	H
		5350.08	60.44	-13.56	74	49.74	31.4	9.42	30.12	100	181	P	H
		5350.08	48.57	-5.43	54	37.87	31.4	9.42	30.12	100	181	A	H
		5124.78	51.12	-22.88	74	40.16	31.83	9.23	30.1	387	60	P	V
		5147.9	41.62	-12.38	54	30.67	31.8	9.25	30.1	387	60	A	V
	*	5270	111.54	-	-	100.89	31.4	9.36	30.11	387	60	P	V
	*	5270	111.54	-	-	100.89	31.4	9.36	30.11	387	60	A	V
		5357.52	54.5	-19.5	74	43.79	31.4	9.43	30.12	387	60	P	V
		5355.6	44.52	-9.48	54	33.81	31.4	9.43	30.12	387	60	A	V
802.11ac VHT40 CH 62 5310MHz		5149.26	51.15	-22.85	74	40.2	31.8	9.25	30.1	100	147	P	H
		5130.22	41.63	-12.37	54	30.67	31.83	9.23	30.1	100	147	A	H
	*	5310	110.18	-	-	99.51	31.4	9.39	30.12	100	147	P	H
	*	5310	102.89	-	-	92.22	31.4	9.39	30.12	100	147	A	H
		5351.28	62.76	-11.24	74	52.06	31.4	9.42	30.12	100	147	P	H
		5350.08	51.54	-2.46	54	40.84	31.4	9.42	30.12	100	147	A	H
		5105.4	51	-23	74	39.98	31.9	9.21	30.09	344	51	P	V
		5077.86	41.47	-12.53	54	30.48	31.9	9.18	30.09	344	51	A	V
	*	5310	105.61	-	-	94.94	31.4	9.39	30.12	344	51	P	V
	*	5310	98.21	-	-	87.54	31.4	9.39	30.12	344	51	A	V
	5355.12	58.17	-15.83	74	47.46	31.4	9.43	30.12	344	51	P	V	
	5350.8	48.35	-5.65	54	37.65	31.4	9.42	30.12	344	51	A	V	
Remark	1. No other spurious found. 2. All results are PASS against Peak and Average limit line.												



**Band 2 5250~5350MHz
WIFI 802.11ac VHT40 (Harmonic @ 3m)**

WIFI Ant. 1+2	Note	Frequency (MHz)	Level (dBμV/m)	Over Limit (dB)	Limit Line (dBμV/m)	Read Level (dBμV)	Antenna Factor (dB/m)	Path Loss (dB)	Preamp Factor (dB)	Ant Pos (cm)	Table Pos (deg)	Peak Avg. (P/A)	Pol. (H/V)	
802.11ac VHT40 CH 54 5270MHz		10540	43.33	-24.87	68.2	51.11	39.67	13.7	61.15	100	0	P	H	
		15810	45.86	-28.14	74	52.49	37.3	17.3	61.23	100	0	P	H	
													H	
													H	
			10540	44.69	-23.51	68.2	52.47	39.67	13.7	61.15	100	0	P	V
			15810	44.93	-29.07	74	51.56	37.3	17.3	61.23	100	0	P	V
														V
802.11ac VHT40 CH 62 5310MHz		10620	45.04	-28.96	74	52.76	39.8	13.72	61.24	100	0	P	H	
		15930	45.39	-28.61	74	52.14	36.97	17.36	61.08	100	0	P	H	
													H	
													H	
			10620	45.59	-28.41	74	53.31	39.8	13.72	61.24	100	0	P	V
			15930	44.98	-29.02	74	51.73	36.97	17.36	61.08	100	0	P	V
														V
Remark	1. No other spurious found.													
	2. All results are PASS against Peak and Average limit line.													



Band 2 5250~5350MHz
WIFI 802.11ac VHT80 (Band Edge @ 3m)

WIFI Ant. 1+2	Note	Frequency (MHz)	Level (dBμV/m)	Over Limit (dB)	Limit Line (dBμV/m)	Read Level (dBμV)	Antenna Factor (dB/m)	Path Loss (dB)	Preamp Factor (dB)	Ant Pos (cm)	Table Pos (deg)	Peak Avg. (P/A)	Pol. (H/V)
802.11ac VHT80 CH 58 5290MHz		5115.94	49.99	-24.01	74	38.99	31.87	9.22	30.09	100	149	P	H
		5099.62	42.02	-11.98	54	31.01	31.9	9.2	30.09	100	149	A	H
	*	5290	103.23	-	-	92.56	31.4	9.38	30.11	100	149	P	H
	*	5290	95.55	-	-	84.88	31.4	9.38	30.11	100	149	A	H
		5354.64	62.18	-11.82	74	51.47	31.4	9.43	30.12	100	149	P	H
		5354.64	52.29	-1.71	54	41.58	31.4	9.43	30.12	100	149	A	H
		5093.16	50.04	-23.96	74	39.04	31.9	9.19	30.09	400	58	P	V
		5098.26	41.87	-12.13	54	30.86	31.9	9.2	30.09	400	58	A	V
	*	5290	99.28	-	-	88.61	31.4	9.38	30.11	400	58	P	V
	*	5290	91.88	-	-	81.21	31.4	9.38	30.11	400	58	A	V
		5362.08	53.03	-20.97	74	42.25	31.47	9.43	30.12	400	58	P	V
		5361.36	46.17	-7.83	54	35.39	31.47	9.43	30.12	400	58	A	V
Remark	1. No other spurious found. 2. All results are PASS against Peak and Average limit line.												



Band 2 5250~5350MHz
WIFI 802.11ac VHT80 (Harmonic @ 3m)

Table with 14 columns: WIFI Ant. 1+2, Note, Frequency (MHz), Level (dBµV/m), Over Limit (dB), Limit Line (dBµV/m), Read Level (dBµV), Antenna Factor (dB/m), Path Loss (dB), Preamp Factor (dB), Ant Pos (cm), Table Pos (deg), Peak Avg. (P/A), Pol. (H/V). Rows include data for 802.11ac VHT80 CH 58 at 10580 and 15870 MHz, and a Remark section.



Band 3 - 5470~5725MHz
WIFI 802.11a (Band Edge @ 3m)

WIFI	Note	Frequency	Level	Over	Limit	Read	Antenna	Path	Preamp	Ant	Table	Peak	Pol.	
Ant.				Limit	Line	Level	Factor	Loss	Factor	Pos	Pos	Avg.		
1+2		(MHz)	(dBμV/m)	(dB)	(dBμV/m)	(dBμV)	(dB/m)	(dB)	(dB)	(cm)	(deg)	(P/A)	(H/V)	
802.11a CH 100 5500MHz		5455.28	58.54	-15.46	74	47.41	31.7	9.57	30.14	292	145	P	H	
		5469.84	66.83	-1.37	68.2	55.67	31.7	9.6	30.14	292	145	P	H	
		5460	46.77	-7.23	54	35.63	31.7	9.58	30.14	292	145	A	H	
	*	5500	116.55	-	-	105.33	31.7	9.66	30.14	292	145	P	H	
	*	5500	109.42	-	-	98.2	31.7	9.66	30.14	292	145	A	H	
														H
			5457.52	53.25	-20.75	74	42.12	31.7	9.57	30.14	379	75	P	V
			5468.88	63.3	-4.9	68.2	52.15	31.7	9.59	30.14	379	75	P	V
			5458	43.51	-10.49	54	32.38	31.7	9.57	30.14	379	75	A	V
	*		5500	112.67	-	-	101.45	31.7	9.66	30.14	379	75	P	V
	*		5500	105.11	-	-	93.89	31.7	9.66	30.14	379	75	A	V
														V
802.11a CH 116 5580MHz		5454.4	51.11	-22.89	74	39.98	31.7	9.57	30.14	100	179	P	H	
		5470	50.99	-17.21	68.2	39.83	31.7	9.6	30.14	100	179	P	H	
		5452.48	42.06	-11.94	54	30.94	31.7	9.56	30.14	100	179	A	H	
	*	5580	116.8	-	-	105.38	31.8	9.81	30.19	100	179	P	H	
	*	5580	109.17	-	-	97.75	31.8	9.81	30.19	100	179	A	H	
			5742.635	50.73	-17.47	68.2	39.14	32	9.86	30.27	100	179	P	H
			5394.88	50.74	-23.26	74	39.81	31.6	9.46	30.13	330	50	P	V
			5469.76	50.63	-17.57	68.2	39.47	31.7	9.6	30.14	330	50	P	V
			5452.72	41.71	-12.29	54	30.59	31.7	9.56	30.14	330	50	A	V
	*		5580	112.64	-	-	101.22	31.8	9.81	30.19	330	50	P	V
	*		5580	105.45	-	-	94.03	31.8	9.81	30.19	330	50	A	V
			5752.4	51.95	-16.25	68.2	40.28	32.07	9.87	30.27	330	50	P	V



802.11a CH 140 5700MHz	*	5700	110.46	-	-	99.05	31.8	9.86	30.25	357	141	P	H
	*	5700	103.22	-	-	91.81	31.8	9.86	30.25	357	141	A	H
		5725.08	67.03	-1.17	68.2	55.5	31.93	9.86	30.26	357	141	P	H
													H
													H
													H
	*	5700	106.93	-	-	95.52	31.8	9.86	30.25	349	76	P	V
	*	5700	99.07	-	-	87.66	31.8	9.86	30.25	349	76	A	V
		5725.4	57.2	-11	68.2	45.67	31.93	9.86	30.26	349	76	P	V
													V
													V
													V
Remark	1. No other spurious found. 2. All results are PASS against Peak and Average limit line.												



**Band 3 - 5470~5725MHz
WIFI 802.11a (Harmonic @ 3m)**

WIFI Ant. 1+2	Note	Frequency (MHz)	Level (dBµV/m)	Over Limit (dB)	Limit Line (dBµV/m)	Read Level (dBµV)	Antenna Factor (dB/m)	Path Loss (dB)	Preamp Factor (dB)	Ant Pos (cm)	Table Pos (deg)	Peak Avg. (P/A)	Pol. (H/V)	
802.11a CH 100 5500MHz		11000	46.54	-27.46	74	53.98	40.4	13.86	61.7	100	0	P	H	
		16500	46.1	-22.1	68.2	49.65	38.6	17.55	59.7	100	0	P	H	
													H	
													H	
			11000	46.13	-27.87	74	53.57	40.4	13.86	61.7	100	0	P	V
			16500	45.73	-22.47	68.2	49.28	38.6	17.55	59.7	100	0	P	V
														V
														V
802.11a CH 116 5580MHz		11160	46.89	-27.11	74	54.68	39.93	14.14	61.86	100	0	P	H	
		16740	47.59	-20.61	68.2	49.54	39.78	17.92	59.65	100	0	P	H	
													H	
													H	
			11160	45.88	-28.12	74	53.67	39.93	14.14	61.86	100	0	P	V
			16740	48.07	-20.13	68.2	50.02	39.78	17.92	59.65	100	0	P	V
														V
														V
802.11a CH 140 5700MHz		11400	45.37	-28.63	74	52.94	40	14.53	62.1	100	0	P	H	
		17100	48.29	-19.91	68.2	48.93	40.5	18.24	59.38	100	0	P	H	
													H	
													H	
			11400	46.25	-27.75	74	53.82	40	14.53	62.1	100	0	P	V
			17100	48	-20.2	68.2	48.64	40.5	18.24	59.38	100	0	P	V
														V
														V
Remark	1. No other spurious found. 2. All results are PASS against Peak and Average limit line.													



Band 3 - 5470~5725MHz
WIFI 802.11ac VHT20 (Band Edge @ 3m)

WIFI Ant. 1+2	Note	Frequency (MHz)	Level (dBμV/m)	Over Limit (dB)	Limit Line (dBμV/m)	Read Level (dBμV)	Antenna Factor (dB/m)	Path Loss (dB)	Preamp Factor (dB)	Ant Pos (cm)	Table Pos (deg)	Peak Avg. (P/A)	Pol. (H/V)	
802.11ac VHT20 CH 100 5500MHz		5458.32	60.76	-13.24	74	49.63	31.7	9.57	30.14	100	148	P	H	
		5461.68	64.17	-4.03	68.2	53.03	31.7	9.58	30.14	100	148	P	H	
		5460	48.28	-5.72	54	37.14	31.7	9.58	30.14	100	148	A	H	
	*	5500	117.72	-	-	106.5	31.7	9.66	30.14	100	148	P	H	
	*	5500	110.58	-	-	99.36	31.7	9.66	30.14	100	148	A	H	
														H
			5451.44	54	-20	74	42.88	31.7	9.56	30.14	387	57	P	V
			5467.76	62.52	-5.68	68.2	51.37	31.7	9.59	30.14	387	57	P	V
			5453.36	43.54	-10.46	54	32.42	31.7	9.56	30.14	387	57	A	V
	*		5500	113.68	-	-	102.46	31.7	9.66	30.14	387	57	P	V
														V
														V
802.11ac VHT20 CH 116 5580MHz		5394.64	50.63	-23.37	74	39.7	31.6	9.46	30.13	100	176	P	H	
		5467.84	52.04	-16.16	68.2	40.89	31.7	9.59	30.14	100	176	P	H	
		5452.72	42.08	-11.92	54	30.96	31.7	9.56	30.14	100	176	A	H	
	*	5580	116.81	-	-	105.39	31.8	9.81	30.19	100	176	P	H	
	*	5580	108.78	-	-	97.36	31.8	9.81	30.19	100	176	A	H	
			5735.39	50.38	-17.82	68.2	38.79	32	9.86	30.27	100	176	P	H
			5454.88	50.47	-23.53	74	39.34	31.7	9.57	30.14	347	48	P	V
			5469.04	50.55	-17.65	68.2	39.4	31.7	9.59	30.14	347	48	P	V
			5459.68	41.52	-12.48	54	30.38	31.7	9.58	30.14	347	48	A	V
	*		5580	112.68	-	-	101.26	31.8	9.81	30.19	347	48	P	V
	*		5580	104.99	-	-	93.57	31.8	9.81	30.19	347	48	A	V
			5750.825	51.78	-16.42	68.2	40.18	32	9.87	30.27	347	48	P	V



802.11ac VHT20 CH 140 5700MHz	*	5700	113.8	-	-	102.39	31.8	9.86	30.25	355	141	P	H
	*	5700	106.39	-	-	94.98	31.8	9.86	30.25	355	141	A	H
		5725.32	64	-4.2	68.2	52.47	31.93	9.86	30.26	355	141	P	H
													H
													H
													H
	*	5700	110.2	-	-	98.79	31.8	9.86	30.25	332	74	P	V
	*	5700	102.92	-	-	91.51	31.8	9.86	30.25	332	74	A	V
		5725	65.51	-2.69	68.2	53.98	31.93	9.86	30.26	332	74	P	V
													V
													V
													V
Remark	1. No other spurious found. 2. All results are PASS against Peak and Average limit line.												



**Band 3 - 5470~5725MHz
WIFI 802.11ac VHT20 (Harmonic @ 3m)**

WIFI Ant. 1+2	Note	Frequency (MHz)	Level (dBμV/m)	Over Limit (dB)	Limit Line (dBμV/m)	Read Level (dBμV)	Antenna Factor (dB/m)	Path Loss (dB)	Preamp Factor (dB)	Ant Pos (cm)	Table Pos (deg)	Peak Avg. (P/A)	Pol. (H/V)	
802.11ac VHT20 CH 100 5500MHz		11000	45.87	-28.13	74	53.31	40.4	13.86	61.7	100	0	P	H	
		16500	45.45	-22.75	68.2	49	38.6	17.55	59.7	100	0	P	H	
													H	
													H	
			11000	46.2	-27.8	74	53.64	40.4	13.86	61.7	100	0	P	V
			16500	46.15	-22.05	68.2	49.7	38.6	17.55	59.7	100	0	P	V
														V
802.11ac VHT20 CH 116 5580MHz		11160	45.04	-28.96	74	52.83	39.93	14.14	61.86	100	0	P	H	
		16740	47.77	-20.43	68.2	49.72	39.78	17.92	59.65	100	0	P	H	
													H	
													H	
			11160	45.38	-28.62	74	53.17	39.93	14.14	61.86	100	0	P	V
			16740	48.26	-19.94	68.2	50.21	39.78	17.92	59.65	100	0	P	V
														V
802.11ac VHT20 CH 140 5700MHz		11400	45.44	-28.56	74	53.01	40	14.53	62.1	100	0	P	H	
		17100	48.76	-19.44	68.2	49.4	40.5	18.24	59.38	100	0	P	H	
													H	
													H	
			11400	46.13	-27.87	74	53.7	40	14.53	62.1	100	0	P	V
			17100	48.01	-20.19	68.2	48.65	40.5	18.24	59.38	100	0	P	V
														V
Remark	1. No other spurious found.													
	2. All results are PASS against Peak and Average limit line.													



Band 3 - 5470~5725MHz
WIFI 802.11ac VHT40 (Band Edge @ 3m)

WIFI Ant. 1+2	Note	Frequency (MHz)	Level (dBμV/m)	Over Limit (dB)	Limit Line (dBμV/m)	Read Level (dBμV)	Antenna Factor (dB/m)	Path Loss (dB)	Preamp Factor (dB)	Ant Pos (cm)	Table Pos (deg)	Peak Avg. (P/A)	Pol. (H/V)
802.11ac VHT40 CH 102 5510MHz		5457.76	58.1	-15.9	74	46.97	31.7	9.57	30.14	100	176	P	H
		5469.76	66.05	-2.15	68.2	54.89	31.7	9.6	30.14	100	176	P	H
		5452.48	48.11	-5.89	54	36.99	31.7	9.56	30.14	100	176	A	H
	*	5510	111.93	-	-	100.71	31.7	9.67	30.15	100	176	P	H
	*	5510	104.58	-	-	93.36	31.7	9.67	30.15	100	176	A	H
		5746.73	51.7	-16.5	68.2	40.11	32	9.86	30.27	100	176	P	H
		5459.2	58.03	-15.97	74	46.89	31.7	9.58	30.14	371	55	P	V
		5466.88	57.94	-10.26	68.2	46.79	31.7	9.59	30.14	371	55	P	V
		5459.92	46.49	-7.51	54	35.35	31.7	9.58	30.14	371	55	A	V
	*	5510	107.73	-	-	96.51	31.7	9.67	30.15	371	55	P	V
	*	5510	100.45	-	-	89.23	31.7	9.67	30.15	371	55	A	V
	5742.32	51.11	-17.09	68.2	39.52	32	9.86	30.27	371	55	P	V	
802.11ac VHT40 CH 110 5550MHz		5451.52	52.75	-21.25	74	41.63	31.7	9.56	30.14	100	175	P	H
		5466.4	53.87	-14.33	68.2	42.72	31.7	9.59	30.14	100	175	P	H
		5455.36	43.85	-10.15	54	32.72	31.7	9.57	30.14	100	175	A	H
	*	5550	114.02	-	-	102.64	31.8	9.75	30.17	100	175	P	H
	*	5550	106.53	-	-	95.15	31.8	9.75	30.17	100	175	A	H
		5727.83	52.34	-15.86	68.2	40.81	31.93	9.86	30.26	100	175	P	H
		5452.48	51.38	-22.62	74	40.26	31.7	9.56	30.14	388	52	P	V
		5468.08	51.75	-16.45	68.2	40.6	31.7	9.59	30.14	388	52	P	V
		5458.96	42.51	-11.49	54	31.38	31.7	9.57	30.14	388	52	A	V
	*	5550	110.83	-	-	99.45	31.8	9.75	30.17	388	52	P	V
	*	5550	103.39	-	-	92.01	31.8	9.75	30.17	388	52	A	V
	5750.825	50.45	-17.75	68.2	38.85	32	9.87	30.27	388	52	P	V	



802.11ac VHT40 CH 134 5670MHz		5402.15	50.14	-23.86	74	39.21	31.6	9.46	30.13	282	143	P	H
		5466.55	50.34	-17.86	68.2	39.19	31.7	9.59	30.14	282	143	P	H
		5452.9	41.72	-12.28	54	30.6	31.7	9.56	30.14	282	143	A	H
	*	5670	112.28	-	-	100.9	31.75	9.86	30.23	282	143	P	H
	*	5670	104.82	-	-	93.44	31.75	9.86	30.23	282	143	A	H
		5725	66.89	-1.31	68.2	55.36	31.93	9.86	30.26	282	143	P	H
		5401.1	49.97	-24.03	74	39.04	31.6	9.46	30.13	390	48	P	V
		5463.05	49	-19.2	68.2	37.86	31.7	9.58	30.14	390	48	P	V
		5427.35	41.07	-12.93	54	30.06	31.63	9.51	30.13	390	48	A	V
	*	5670	108.59	-	-	97.21	31.75	9.86	30.23	390	48	P	V
	*	5670	101.3	-	-	89.92	31.75	9.86	30.23	390	48	A	V
		5728.425	58.29	-9.91	68.2	46.76	31.93	9.86	30.26	390	48	P	V
Remark	1. No other spurious found. 2. All results are PASS against Peak and Average limit line.												



Band 3 - 5470~5725MHz
WIFI 802.11ac VHT40 (Harmonic @ 3m)

WIFI Ant. 1+2	Note	Frequency (MHz)	Level (dBµV/m)	Over Limit (dB)	Limit Line (dBµV/m)	Read Level (dBµV)	Antenna Factor (dB/m)	Path Loss (dB)	Preamp Factor (dB)	Ant Pos (cm)	Table Pos (deg)	Peak Avg. (P/A)	Pol. (H/V)	
802.11ac VHT40 CH 102 5510MHz		11020	46.67	-27.33	74	54.17	40.33	13.89	61.72	100	0	P	H	
		16530	45.99	-22.21	68.2	49.38	38.7	17.6	59.69	100	0	P	H	
													H	
													H	
			11020	46.29	-27.71	74	53.79	40.33	13.89	61.72	100	0	P	V
			16530	46.05	-22.15	68.2	49.44	38.7	17.6	59.69	100	0	P	V
														V
802.11ac VHT40 CH 110 5550MHz		11110	45.94	-28.06	74	53.76	39.98	14.01	61.81	100	0	P	H	
		16650	46.55	-21.65	68.2	49.2	39.2	17.82	59.67	100	0	P	H	
													H	
													H	
			11110	46.2	-27.8	74	54.02	39.98	14.01	61.81	100	0	P	V
			16650	46.54	-21.66	68.2	49.19	39.2	17.82	59.67	100	0	P	V
														V
802.11ac VHT40 CH 134 5670MHz		11340	45.39	-28.61	74	53.03	39.87	14.53	62.04	100	0	P	H	
		17010	49.82	-18.38	68.2	50.81	40.5	18.09	59.58	100	0	P	H	
													H	
													H	
			11340	45.36	-28.64	74	53	39.87	14.53	62.04	100	0	P	V
			17010	48.05	-20.15	68.2	49.04	40.5	18.09	59.58	100	0	P	V
														V
Remark	1. No other spurious found.													
	2. All results are PASS against Peak and Average limit line.													



Band 3 5470~5725MHz
WIFI 802.11ac VHT80 (Band Edge @ 3m)

WIFI Ant. 1+2	Note	Frequency (MHz)	Level (dBμV/m)	Over Limit (dB)	Limit Line (dBμV/m)	Read Level (dBμV)	Antenna Factor (dB/m)	Path Loss (dB)	Preamp Factor (dB)	Ant Pos (cm)	Table Pos (deg)	Peak Avg. (P/A)	Pol. (H/V)
802.11ac VHT80 CH 106 5530MHz		5457.76	62.16	-11.84	74	51.03	31.7	9.57	30.14	100	174	P	H
		5461.12	63.99	-4.21	68.2	52.85	31.7	9.58	30.14	100	174	P	H
		5459.92	52.35	-1.65	54	41.21	31.7	9.58	30.14	100	174	A	H
	*	5530	107.3	-	-	96.03	31.73	9.71	30.17	100	174	P	H
	*	5530	100.33	-	-	89.06	31.73	9.71	30.17	100	174	A	H
		5747.99	52.14	-16.06	68.2	40.55	32	9.86	30.27	100	174	P	H
		5458	55.4	-18.6	74	44.27	31.7	9.57	30.14	351	47	P	V
		5462.08	57.72	-10.48	68.2	46.58	31.7	9.58	30.14	351	47	P	V
		5459.68	46.49	-7.51	54	35.35	31.7	9.58	30.14	351	47	A	V
	*	5530	103	-	-	91.73	31.73	9.71	30.17	351	47	P	V
	*	5530	95.94	-	-	84.67	31.73	9.71	30.17	351	47	A	V
	5745.785	52.63	-15.57	68.2	41.04	32	9.86	30.27	351	47	P	V	
802.11ac VHT80 CH 122 5610MHz		5450.08	53.74	-20.26	74	42.62	31.7	9.56	30.14	100	177	P	H
		5469.52	54.08	-14.12	68.2	42.92	31.7	9.6	30.14	100	177	P	H
		5454.88	46.15	-7.85	54	35.02	31.7	9.57	30.14	100	177	A	H
	*	5610	111.04	-	-	99.6	31.8	9.85	30.21	100	177	P	H
	*	5610	103.3	-	-	91.86	31.8	9.85	30.21	100	177	A	H
		5732.24	60.47	-7.73	68.2	48.95	31.93	9.86	30.27	100	177	P	H
		5433.28	52.66	-21.34	74	41.6	31.67	9.52	30.13	319	76	P	V
		5465.2	52.5	-15.7	68.2	41.35	31.7	9.59	30.14	319	76	P	V
		5459.68	42.96	-11.04	54	31.82	31.7	9.58	30.14	319	76	A	V
	*	5610	106.64	-	-	95.2	31.8	9.85	30.21	319	76	P	V
	*	5610	99.23	-	-	87.79	31.8	9.85	30.21	319	76	A	V
	5729.405	60.22	-7.98	68.2	48.69	31.93	9.86	30.26	319	76	P	V	
Remark	1. No other spurious found. 2. All results are PASS against Peak and Average limit line.												



**Band 3 5470~5725MHz
WIFI 802.11ac VHT80 (Harmonic @ 3m)**

WIFI Ant. 1+2	Note	Frequency (MHz)	Level (dBμV/m)	Over Limit (dB)	Limit Line (dBμV/m)	Read Level (dBμV)	Antenna Factor (dB/m)	Path Loss (dB)	Preamp Factor (dB)	Ant Pos (cm)	Table Pos (deg)	Peak Avg. (P/A)	Pol. (H/V)	
802.11ac VHT80 CH 106 5530MHz		11060	45.76	-28.24	74	53.45	40.13	13.94	61.76	100	0	P	H	
		16590	46.06	-22.14	68.2	49.18	38.85	17.71	59.68	100	0	P	H	
													H	
													H	
			11060	46.03	-27.97	74	53.72	40.13	13.94	61.76	100	0	P	V
			16590	46.48	-21.72	68.2	49.6	38.85	17.71	59.68	100	0	P	V
														V
802.11ac VHT80 CH 122 5610MHz		11220	45.79	-28.21	74	53.51	39.88	14.32	61.92	100	0	P	H	
		16830	47.83	-20.37	68.2	49.3	40.2	17.96	59.63	100	0	P	H	
													H	
													H	
			11220	46.29	-27.71	74	54.01	39.88	14.32	61.92	100	0	P	V
			16830	47.75	-20.45	68.2	49.22	40.2	17.96	59.63	100	0	P	V
														V
Remark	1. No other spurious found.													
	2. All results are PASS against Peak and Average limit line.													



Band 3 - Straddle Channel
WIFI 802.11a (Band Edge @ 3m)

WIFI	Note	Frequency	Level	Over	Limit	Read	Antenna	Path	Preamp	Ant	Table	Peak	Pol.
Ant.				Limit	Line	Level	Factor	Loss	Factor	Pos	Pos	Avg.	
1+2		(MHz)	(dBμV/m)	(dB)	(dBμV/m)	(dBμV)	(dB/m)	(dB)	(dB)	(cm)	(deg)	(P/A)	(H/V)
802.11a CH 144 5720MHz		5386.66	50.51	-23.49	74	39.66	31.53	9.45	30.13	100	177	P	H
		5464.27	50.64	-17.56	68.2	39.49	31.7	9.59	30.14	100	177	P	H
		5455.69	41.6	-12.4	54	30.47	31.7	9.57	30.14	100	177	A	H
	*	5720	115.31	-	-	103.78	31.93	9.86	30.26	100	177	P	H
	*	5720	107.95	-	-	96.42	31.93	9.86	30.26	100	177	A	H
		5903	52.75	-15.45	68.2	40.81	32.3	10	30.36	100	177	P	H
		5446.33	49.96	-24.04	74	38.84	31.7	9.55	30.13	320	76	P	V
		5463.88	49.68	-18.52	68.2	38.54	31.7	9.58	30.14	320	76	P	V
		5447.5	41.36	-12.64	54	30.24	31.7	9.55	30.13	320	76	A	V
	*	5720	112.37	-	-	100.84	31.93	9.86	30.26	320	76	P	V
	*	5720	104.87	-	-	93.34	31.93	9.86	30.26	320	76	A	V
		5941.25	53.12	-15.08	68.2	41.05	32.4	10.05	30.38	320	76	P	V
Remark	1. No other spurious found. 2. All results are PASS against Peak and Average limit line.												



Band 3 - Straddle Channel
WIFI 802.11a (Harmonic @ 3m)

Table with 14 columns: WIFI Ant. 1+2, Note, Frequency (MHz), Level (dBµV/m), Over Limit (dB), Limit Line (dBµV/m), Read Level (dBµV), Antenna Factor (dB/m), Path Loss (dB), Preamp Factor (dB), Ant Pos (cm), Table Pos (deg), Peak Avg. (P/A), Pol. (H/V). Rows include data for 802.11a CH 144 at 5720MHz and a Remark section.



Band 3 - Straddle Channel
WIFI 802.11ac VHT20 (Band Edge @ 3m)

Table with 14 columns: WIFI Ant. 1+2, Note, Frequency (MHz), Level (dBµV/m), Over Limit (dB), Limit Line (dBµV/m), Read Level (dBµV), Antenna Factor (dB/m), Path Loss (dB), Preamp Factor (dB), Ant Pos (cm), Table Pos (deg), Peak Avg. (P/A), Pol. (H/V). Rows include test results for 802.11ac VHT20 CH 144 5720MHz and a Remark section.



Band 3 - Straddle Channel
WIFI 802.11ac VHT20 (Harmonic @ 3m)

WIFI Ant. 1+2	Note	Frequency (MHz)	Level (dBμV/m)	Over Limit (dB)	Limit Line (dBμV/m)	Read Level (dBμV)	Antenna Factor (dB/m)	Path Loss (dB)	Preamp Factor (dB)	Ant Pos (cm)	Table Pos (deg)	Peak Avg. (P/A)	Pol. (H/V)	
802.11ac VHT20 CH 144 5720MHz		11440	45.43	-28.57	74	52.99	40.07	14.51	62.14	100	0	P	H	
		17160	48	-20.2	68.2	48.32	40.57	18.36	59.25	100	0	P	H	
													H	
													H	
			11440	46.14	-27.86	74	53.7	40.07	14.51	62.14	100	0	P	V
			17160	47.93	-20.27	68.2	48.25	40.57	18.36	59.25	100	0	P	V
														V
														V
Remark	1. No other spurious found. 2. All results are PASS against Peak and Average limit line.													



Band 3 - Straddle Channel
WIFI 802.11ac VHT40 (Band Edge @ 3m)

WIFI Ant. 1+2	Note	Frequency (MHz)	Level (dBμV/m)	Over Limit (dB)	Limit Line (dBμV/m)	Read Level (dBμV)	Antenna Factor (dB/m)	Path Loss (dB)	Preamp Factor (dB)	Ant Pos (cm)	Table Pos (deg)	Peak Avg. (P/A)	Pol. (H/V)
802.11ac VHT40 CH 142 5710MHz		5457.64	50.76	-23.24	74	39.63	31.7	9.57	30.14	100	175	P	H
		5465.44	50.72	-17.48	68.2	39.57	31.7	9.59	30.14	100	175	P	H
		5452.96	41.27	-12.73	54	30.15	31.7	9.56	30.14	100	175	A	H
	*	5710	112.54	-	-	101.07	31.87	9.86	30.26	100	175	P	H
	*	5710	105.07	-	-	93.6	31.87	9.86	30.26	100	175	A	H
		5936.25	52.01	-16.19	68.2	39.98	32.37	10.04	30.38	100	175	P	H
		5450.62	50.83	-23.17	74	39.71	31.7	9.56	30.14	384	51	P	V
		5466.22	50.13	-18.07	68.2	38.98	31.7	9.59	30.14	384	51	P	V
		5421.76	41.29	-12.71	54	30.29	31.63	9.5	30.13	384	51	A	V
	*	5710	110.25	-	-	98.78	31.87	9.86	30.26	384	51	P	V
	*	5710	102.65	-	-	91.18	31.87	9.86	30.26	384	51	A	V
		5866.5	52.98	-15.22	68.2	41.14	32.23	9.95	30.34	384	51	P	V
Remark	1. No other spurious found. 2. All results are PASS against Peak and Average limit line.												



**Band 3 - Straddle Channel
WIFI 802.11ac VHT40 (Harmonic @ 3m)**

WIFI Ant. 1+2	Note	Frequency (MHz)	Level (dBµV/m)	Over Limit (dB)	Limit Line (dBµV/m)	Read Level (dBµV)	Antenna Factor (dB/m)	Path Loss (dB)	Preamp Factor (dB)	Ant Pos (cm)	Table Pos (deg)	Peak Avg. (P/A)	Pol. (H/V)	
802.11ac VHT40 CH 142 5710MHz		11420	44.9	-29.1	74	52.47	40.03	14.52	62.12	100	0	P	H	
		17130	48.51	-19.69	68.2	48.99	40.53	18.3	59.31	100	0	P	H	
													H	
													H	
			11420	45.3	-28.7	74	52.87	40.03	14.52	62.12	100	0	P	V
			17130	48.71	-19.49	68.2	49.19	40.53	18.3	59.31	100	0	P	V
														V
														V
Remark	1. No other spurious found. 2. All results are PASS against Peak and Average limit line.													



Band 3 - Straddle Channel
WIFI 802.11ac VHT80 (Band Edge @ 3m)

WIFI Ant. 1+2	Note	Frequency (MHz)	Level (dBμV/m)	Over Limit (dB)	Limit Line (dBμV/m)	Read Level (dBμV)	Antenna Factor (dB/m)	Path Loss (dB)	Preamp Factor (dB)	Ant Pos (cm)	Table Pos (deg)	Peak Avg. (P/A)	Pol. (H/V)
802.11ac VHT80 CH 138 5690MHz		5436.97	50.48	-23.52	74	39.41	31.67	9.53	30.13	100	144	P	H
		5462.32	49.79	-18.41	68.2	38.65	31.7	9.58	30.14	100	144	P	H
		5456.08	42.38	-11.62	54	31.25	31.7	9.57	30.14	100	144	A	H
	*	5690	110.22	-	-	98.81	31.8	9.86	30.25	100	144	P	H
	*	5690	103.09	-	-	91.68	31.8	9.86	30.25	100	144	A	H
		5851.9	60.52	-7.68	68.2	48.72	32.2	9.93	30.33	100	144	P	H
		5451.4	50.51	-23.49	74	39.39	31.7	9.56	30.14	383	49	P	V
		5469.73	50.63	-17.57	68.2	39.47	31.7	9.6	30.14	383	49	P	V
		5442.04	41.94	-12.06	54	30.86	31.67	9.54	30.13	383	49	A	V
	*	5690	106.86	-	-	95.45	31.8	9.86	30.25	383	49	P	V
	*	5690	99.64	-	-	88.23	31.8	9.86	30.25	383	49	A	V
		5851	59.46	-8.74	68.2	47.66	32.2	9.93	30.33	383	49	P	V
Remark	1. No other spurious found. 2. All results are PASS against Peak and Average limit line.												



**Band 3 - Straddle Channel
WIFI 802.11ac VHT80 (Harmonic @ 3m)**

WIFI Ant. 1+2	Note	Frequency (MHz)	Level (dBµV/m)	Over Limit (dB)	Limit Line (dBµV/m)	Read Level (dBµV)	Antenna Factor (dB/m)	Path Loss (dB)	Preamp Factor (dB)	Ant Pos (cm)	Table Pos (deg)	Peak Avg. (P/A)	Pol. (H/V)	
802.11ac VHT80 CH 138 5690MHz		11380	45.87	-28.13	74	53.45	39.97	14.53	62.08	100	0	P	H	
		17070	48.98	-19.22	68.2	49.74	40.5	18.19	59.45	100	0	P	H	
													H	
													H	
			11380	45.26	-28.74	74	52.84	39.97	14.53	62.08	100	0	P	V
			17070	48.32	-19.88	68.2	49.08	40.5	18.19	59.45	100	0	P	V
														V
														V
Remark	1. No other spurious found. 2. All results are PASS against Peak and Average limit line.													



Emission below 1GHz

WIFI 802.11a (LF @ 3m)

WIFI	Note	Frequency	Level	Over	Limit	Read	Antenna	Path	Preamp	Ant	Table	Peak	Pol.	
Ant.				Limit	Line	Level	Factor	Loss	Factor	Pos	Pos	Avg.		
1+2		(MHz)	(dBμV/m)	(dB)	(dBμV/m)	(dBμV)	(dB/m)	(dB)	(dB)	(cm)	(deg)	(P/A)	(H/V)	
802.11a LF		30.97	23.13	-16.87	40	30.23	24.81	0.71	32.62	-	-	P	H	
		105.66	22.68	-20.82	43.5	37.12	16.7	1.37	32.51	-	-	P	H	
		288.02	23.27	-22.73	46	34.45	19.06	2.29	32.53	-	-	P	H	
		552.83	26.26	-19.74	46	30.16	25.55	3.14	32.59	-	-	P	H	
		764.29	31.56	-14.44	46	31.77	28.49	3.57	32.27	-	-	P	H	
		897.18	34.56	-11.44	46	33.43	28.84	3.96	31.67	100	0	P	H	
													H	
													H	
													H	
													H	
													H	
													H	
			30	23.85	-16.15	40	30.57	25.2	0.7	32.62	-	-	P	V
			124.09	28.24	-15.26	43.5	41.7	17.6	1.45	32.51	-	-	P	V
			295.78	23.44	-22.56	46	34.47	19.22	2.29	32.54	-	-	P	V
			563.5	26.8	-19.2	46	29.86	26.37	3.16	32.59	-	-	P	V
			721.61	33.34	-12.66	46	34.98	27.26	3.46	32.36	100	0	P	V
			868.08	32.08	-13.92	46	30.98	29.04	3.89	31.83	-	-	P	V
													V	
													V	
													V	
													V	
													V	
													V	
Remark	1. No other spurious found. 2. All results are PASS against limit line.													



<TXBF Mode>

Band 1 - 5150~5250MHz

WIFI 802.11ac VHT20 (Band Edge @ 3m)

WIFI Ant.	Note	Frequency	Level	Over Limit	Limit Line	Read Level	Antenna Factor	Path Loss	Preamp Factor	Ant Pos	Table Pos	Peak Avg.	Pol.	
1+2		(MHz)	(dBμV/m)	(dB)	(dBμV/m)	(dBμV)	(dB/m)	(dB)	(dB)	(cm)	(deg)	(P/A)	(H/V)	
802.11ac VHT20 CH 36 5180MHz		5146.38	63.81	-10.19	74	53.03	31.8	9.25	30.27	100	147	P	H	
		5150	51.68	-2.32	54	40.89	31.8	9.26	30.27	100	147	A	H	
	*	5180	116.26	-	-	105.57	31.67	9.29	30.27	100	147	P	H	
	*	5180	106.28	-	-	95.59	31.67	9.29	30.27	100	147	A	H	
													H	
													H	
			5147.68	60.79	-13.21	74	50.01	31.8	9.25	30.27	380	63	P	V
			5150	48.74	-5.26	54	37.95	31.8	9.26	30.27	380	63	A	V
		*	5180	112.7	-	-	102.01	31.67	9.29	30.27	380	63	P	V
		*	5180	103.47	-	-	92.78	31.67	9.29	30.27	380	63	A	V
													V	
													V	
802.11ac VHT20 CH 44 5220MHz		5149.76	51.05	-22.95	74	40.27	31.8	9.25	30.27	100	149	P	H	
		5150	41.49	-12.51	54	30.7	31.8	9.26	30.27	100	149	A	H	
	*	5220	117.47	-	-	106.88	31.53	9.33	30.27	100	149	P	H	
	*	5220	107.98	-	-	97.39	31.53	9.33	30.27	100	149	A	H	
			5453.28	51.79	-22.21	74	40.79	31.7	9.56	30.26	100	149	P	H
			5452.72	42.73	-11.27	54	31.73	31.7	9.56	30.26	100	149	A	H
			5146.64	50.7	-23.3	74	39.92	31.8	9.25	30.27	337	55	P	V
			5150	40.75	-13.25	54	29.96	31.8	9.26	30.27	337	55	A	V
		*	5220	114.14	-	-	103.55	31.53	9.33	30.27	337	55	P	V
		*	5220	104.81	-	-	94.22	31.53	9.33	30.27	337	55	A	V
		5419.68	51.07	-22.93	74	40.2	31.63	9.5	30.26	337	55	P	V	
		5453	41.05	-12.95	54	30.05	31.7	9.56	30.26	337	55	A	V	



802.11ac VHT20 CH 48 5240MHz		5080.34	51.74	-22.26	74	40.94	31.9	9.18	30.28	100	149	P	H
		5148.98	40.68	-13.32	54	29.9	31.8	9.25	30.27	100	149	A	H
	*	5240	118.03	-	-	107.49	31.47	9.34	30.27	100	149	P	H
	*	5240	108.79	-	-	98.25	31.47	9.34	30.27	100	149	A	H
		5390.84	51.63	-22.37	74	40.91	31.53	9.45	30.26	100	149	P	H
		5452.72	42.87	-11.13	54	31.87	31.7	9.56	30.26	100	149	A	H
		5081.64	50.98	-23.02	74	40.18	31.9	9.18	30.28	354	59	P	V
		5107.38	40.38	-13.62	54	29.58	31.87	9.21	30.28	354	59	A	V
	*	5240	114.55	-	-	104.01	31.47	9.34	30.27	354	59	P	V
	*	5240	104.98	-	-	94.44	31.47	9.34	30.27	354	59	A	V
		5412.68	50.53	-23.47	74	39.68	31.63	9.48	30.26	354	59	P	V
		5452.72	40.93	-13.07	54	29.93	31.7	9.56	30.26	354	59	A	V
Remark	1. No other spurious found. 2. All results are PASS against Peak and Average limit line.												



Band 1 5150~5250MHz
WIFI 802.11ac VHT20 (Harmonic @ 3m)

WIFI Ant. 1+2	Note	Frequency (MHz)	Level (dBµV/m)	Over Limit (dB)	Limit Line (dBµV/m)	Read Level (dBµV)	Antenna Factor (dB/m)	Path Loss (dB)	Preamp Factor (dB)	Ant Pos (cm)	Table Pos (deg)	Peak Avg. (P/A)	Pol. (H/V)	
802.11ac VHT20 CH 36 5180MHz		10360	44.41	-23.79	68.2	52.23	39.37	13.57	60.76	100	0	P	H	
		15540	44.88	-29.12	74	51.49	37.93	17.01	61.55	100	0	P	H	
													H	
													H	
			10360	43.91	-24.29	68.2	51.73	39.37	13.57	60.76	100	0	P	V
			15540	44.92	-29.08	74	51.53	37.93	17.01	61.55	100	0	P	V
														V
802.11ac VHT20 CH 44 5220MHz		10440	44.51	-23.69	68.2	52.29	39.53	13.65	60.96	100	0	P	H	
		15660	44.59	-29.41	74	51.39	37.45	17.16	61.41	100	0	P	H	
													H	
													H	
			10440	44.82	-23.38	68.2	52.6	39.53	13.65	60.96	100	0	P	V
			15660	44.22	-29.78	74	51.02	37.45	17.16	61.41	100	0	P	V
														V
802.11ac VHT20 CH 48 5240MHz		10480	43.5	-24.7	68.2	51.29	39.58	13.68	61.05	100	0	P	H	
		15720	44.67	-29.33	74	51.5	37.3	17.21	61.34	100	0	P	H	
													H	
													H	
			10480	45.27	-22.93	68.2	53.06	39.58	13.68	61.05	100	0	P	V
			15720	44.75	-29.25	74	51.58	37.3	17.21	61.34	100	0	P	V
														V
Remark	1. No other spurious found.													
	2. All results are PASS against Peak and Average limit line.													



Band 1 5150~5250MHz
WIFI 802.11ac VHT40 (Band Edge @ 3m)

WIFI Ant. 1+2	Note	Frequency (MHz)	Level (dBμV/m)	Over Limit (dB)	Limit Line (dBμV/m)	Read Level (dBμV)	Antenna Factor (dB/m)	Path Loss (dB)	Preamp Factor (dB)	Ant Pos (cm)	Table Pos (deg)	Peak Avg. (P/A)	Pol. (H/V)
802.11ac VHT40 CH 38 5190MHz		5148.98	69.81	-4.19	74	59.03	31.8	9.25	30.27	100	149	P	H
		5150	52.06	-1.94	54	41.27	31.8	9.26	30.27	100	149	A	H
	*	5190	111.3	-	-	100.6	31.67	9.3	30.27	100	149	P	H
	*	5190	101.6	-	-	90.9	31.67	9.3	30.27	100	149	A	H
		5355	51.25	-22.75	74	40.69	31.4	9.43	30.27	100	149	P	H
		5453	42.71	-11.29	54	31.71	31.7	9.56	30.26	100	149	A	H
		5149.76	60.9	-13.1	74	50.12	31.8	9.25	30.27	376	56	P	V
		5150	46.31	-7.69	54	35.52	31.8	9.26	30.27	376	56	A	V
	*	5190	107.84	-	-	97.14	31.67	9.3	30.27	376	56	P	V
	*	5190	98.15	-	-	87.45	31.67	9.3	30.27	376	56	A	V
		5456.92	51.6	-22.4	74	40.59	31.7	9.57	30.26	376	56	P	V
		5453	41.35	-12.65	54	30.35	31.7	9.56	30.26	376	56	A	V
802.11ac VHT40 CH 46 5230MHz		5143.78	59.52	-14.48	74	48.74	31.8	9.25	30.27	100	179	P	H
		5150	52.82	-1.18	54	42.03	31.8	9.26	30.27	100	179	A	H
	*	5212	112.69	-	-	102.11	31.53	9.32	30.27	100	179	P	H
	*	5212	103.79	-	-	93.21	31.53	9.32	30.27	100	179	A	H
		5350	56.62	-17.38	74	46.07	31.4	9.42	30.27	100	179	P	H
		5350	45.24	-8.76	54	34.69	31.4	9.42	30.27	100	179	A	H
		5149.5	60.03	-13.97	74	49.25	31.8	9.25	30.27	356	59	P	V
		5138.58	48.62	-5.38	54	37.82	31.83	9.24	30.27	356	59	A	V
	*	5230	110.69	-	-	100.16	31.47	9.33	30.27	356	59	P	V
	*	5230	102.12	-	-	91.59	31.47	9.33	30.27	356	59	A	V
	5350	53.5	-20.5	74	42.95	31.4	9.42	30.27	356	59	P	V	
	5350.52	44.43	-9.57	54	33.88	31.4	9.42	30.27	356	59	A	V	
Remark	1. No other spurious found. 2. All results are PASS against Peak and Average limit line.												



**Band 1 5150~5250MHz
WIFI 802.11ac VHT40 (Harmonic @ 3m)**

WIFI Ant. 1+2	Note	Frequency (MHz)	Level (dBμV/m)	Over Limit (dB)	Limit Line (dBμV/m)	Read Level (dBμV)	Antenna Factor (dB/m)	Path Loss (dB)	Preamp Factor (dB)	Ant Pos (cm)	Table Pos (deg)	Peak Avg. (P/A)	Pol. (H/V)	
802.11ac VHT40 CH 38 5190MHz		10380	44.67	-23.53	68.2	52.46	39.43	13.59	60.81	100	0	P	H	
		15570	44.68	-29.32	74	51.38	37.77	17.05	61.52	100	0	P	H	
													H	
													H	
			10380	44.9	-23.3	68.2	52.69	39.43	13.59	60.81	100	0	P	V
			15570	45.49	-28.51	74	52.19	37.77	17.05	61.52	100	0	P	V
														V
802.11ac VHT40 CH 46 5230MHz		10460	44.13	-24.07	68.2	51.92	39.55	13.66	61	100	0	P	H	
		15690	45.7	-28.3	74	52.53	37.35	17.19	61.37	100	0	P	H	
													H	
													H	
			10460	44.33	-23.87	68.2	52.12	39.55	13.66	61	100	0	P	V
			15690	45.72	-28.28	74	52.55	37.35	17.19	61.37	100	0	P	V
														V
Remark	1. No other spurious found.													
	2. All results are PASS against Peak and Average limit line.													



Band 1 5150~5250MHz
WIFI 802.11ac VHT80 (Band Edge @ 3m)

WIFI Ant. 1+2	Note	Frequency (MHz)	Level (dBμV/m)	Over Limit (dB)	Limit Line (dBμV/m)	Read Level (dBμV)	Antenna Factor (dB/m)	Path Loss (dB)	Preamp Factor (dB)	Ant Pos (cm)	Table Pos (deg)	Peak Avg. (P/A)	Pol. (H/V)
802.11ac VHT80 CH 42 5210MHz		5147.16	72.3	-1.7	74	61.52	31.8	9.25	30.27	100	181	P	H
		5146.64	50.79	-3.21	54	40.01	31.8	9.25	30.27	100	181	A	H
	*	5210	108.6	-	-	98.02	31.53	9.32	30.27	100	181	P	H
	*	5210	98.2	-	-	87.62	31.53	9.32	30.27	100	181	A	H
		5364.8	57.61	-16.39	74	46.98	31.47	9.43	30.27	100	181	P	H
		5355.28	42.12	-11.88	54	31.56	31.4	9.43	30.27	100	181	A	H
		5148.72	64.24	-9.76	74	53.46	31.8	9.25	30.27	352	58	P	V
		5145.86	46.19	-7.81	54	35.41	31.8	9.25	30.27	352	58	A	V
	*	5210	105.72	-	-	95.14	31.53	9.32	30.27	352	58	P	V
	*	5210	94.44	-	-	83.86	31.53	9.32	30.27	352	58	A	V
		5356.4	53.49	-20.51	74	42.93	31.4	9.43	30.27	352	58	P	V
	5453	40.92	-13.08	54	29.92	31.7	9.56	30.26	352	58	A	V	
Remark	1. No other spurious found. 2. All results are PASS against Peak and Average limit line.												



Band 1 5150~5250MHz

WIFI 802.11ac VHT80 (Harmonic @ 3m)

WIFI Ant. 1+2	Note	Frequency (MHz)	Level (dBμV/m)	Over Limit (dB)	Limit Line (dBμV/m)	Read Level (dBμV)	Antenna Factor (dB/m)	Path Loss (dB)	Preamp Factor (dB)	Ant Pos (cm)	Table Pos (deg)	Peak Avg. (P/A)	Pol. (H/V)	
802.11ac VHT80 CH 42 5210MHz		10420	44.44	-23.76	68.2	52.21	39.52	13.62	60.91	100	0	P	H	
		15630	45.21	-28.79	74	52.03	37.5	17.12	61.44	100	0	P	H	
													H	
													H	
			10420	44.28	-23.92	68.2	52.05	39.52	13.62	60.91	100	0	P	V
			15630	44.32	-29.68	74	51.14	37.5	17.12	61.44	100	0	P	V
														V
Remark	1. No other spurious found. 2. All results are PASS against Peak and Average limit line.													



Band 2 - 5250~5350MHz

WIFI 802.11ac VHT20 (Band Edge @ 3m)

WIFI	Note	Frequency	Level	Over	Limit	Read	Antenna	Path	Preamp	Ant	Table	Peak	Pol.
Ant.				Limit	Line	Level	Factor	Loss	Factor	Pos	Pos	Avg.	
1+2		(MHz)	(dBμV/m)	(dB)	(dBμV/m)	(dBμV)	(dB/m)	(dB)	(dB)	(cm)	(deg)	(P/A)	(H/V)
802.11ac VHT20 CH 52 5260MHz		5135.66	51.22	-22.78	74	40.42	31.83	9.24	30.27	100	150	P	H
		5145.52	40.59	-13.41	54	29.81	31.8	9.25	30.27	100	150	A	H
	*	5260	117.41	-	-	106.92	31.4	9.36	30.27	100	150	P	H
	*	5260	108.69	-	-	98.2	31.4	9.36	30.27	100	150	A	H
		5359.68	51.84	-22.16	74	41.28	31.4	9.43	30.27	100	150	P	H
		5350.08	42.89	-11.11	54	32.34	31.4	9.42	30.27	100	150	A	H
		5139.74	50.25	-23.75	74	39.48	31.8	9.24	30.27	349	58	P	V
		5107.44	40.37	-13.63	54	29.57	31.87	9.21	30.28	349	58	A	V
	*	5260	114.56	-	-	104.07	31.4	9.36	30.27	349	58	P	V
	*	5260	105.19	-	-	94.7	31.4	9.36	30.27	349	58	A	V
		5412.96	50.33	-23.67	74	39.47	31.63	9.49	30.26	349	58	P	V
		5452.8	40.85	-13.15	54	29.85	31.7	9.56	30.26	349	58	A	V
802.11ac VHT20 CH 60 5300MHz		5103.02	50.99	-23.01	74	40.17	31.9	9.2	30.28	100	149	P	H
		5106.76	40.43	-13.57	54	29.63	31.87	9.21	30.28	100	149	A	H
	*	5300	117.36	-	-	106.84	31.4	9.39	30.27	100	149	P	H
	*	5300	108.45	-	-	97.93	31.4	9.39	30.27	100	149	A	H
		5351.28	57.78	-16.22	74	47.23	31.4	9.42	30.27	100	149	P	H
		5350.08	47.11	-6.89	54	36.56	31.4	9.42	30.27	100	149	A	H
		5115.6	51.77	-22.23	74	40.96	31.87	9.22	30.28	359	63	P	V
		5102.68	40.35	-13.65	54	29.53	31.9	9.2	30.28	359	63	A	V
	*	5300	113.84	-	-	103.32	31.4	9.39	30.27	359	63	P	V
	*	5300	104.74	-	-	94.22	31.4	9.39	30.27	359	63	A	V
		5351.52	54.93	-19.07	74	44.38	31.4	9.42	30.27	359	63	P	V
		5350.32	43.33	-10.67	54	32.78	31.4	9.42	30.27	359	63	A	V



802.11ac VHT20 CH 64 5320MHz	*	5320	116.83	-	-	106.3	31.4	9.4	30.27	100	149	P	H
	*	5320	107.17	-	-	96.64	31.4	9.4	30.27	100	149	A	H
		5354.24	63.17	-10.83	74	52.61	31.4	9.43	30.27	100	149	P	H
		5350.08	51.6	-2.4	54	41.05	31.4	9.42	30.27	100	149	A	H
													H
													H
	*	5320	111.84	-	-	101.31	31.4	9.4	30.27	355	62	P	V
	*	5320	102.53	-	-	92	31.4	9.4	30.27	355	62	A	V
		5350.08	59.98	-14.02	74	49.43	31.4	9.42	30.27	355	62	P	V
		5350.08	46.78	-7.22	54	36.23	31.4	9.42	30.27	355	62	A	V
													V
													V
Remark	1. No other spurious found. 2. All results are PASS against Peak and Average limit line.												



Band 2 5250~5350MHz
WIFI 802.11ac VHT20 (Harmonic @ 3m)

WIFI Ant. 1+2	Note	Frequency (MHz)	Level (dBμV/m)	Over Limit (dB)	Limit Line (dBμV/m)	Read Level (dBμV)	Antenna Factor (dB/m)	Path Loss (dB)	Preamp Factor (dB)	Ant Pos (cm)	Table Pos (deg)	Peak Avg. (P/A)	Pol. (H/V)	
802.11ac VHT20 CH 52 5260MHz		10520	44.16	-24.04	68.2	51.96	39.63	13.69	61.12	100	0	P	H	
		15780	45.28	-28.72	74	51.97	37.3	17.27	61.26	100	0	P	H	
													H	
													H	
			10520	44.52	-23.68	68.2	52.32	39.63	13.69	61.12	100	0	P	V
			15780	44.63	-29.37	74	51.32	37.3	17.27	61.26	100	0	P	V
														V
802.11ac VHT20 CH 60 5300MHz		10600	45.68	-28.32	74	53.39	39.8	13.71	61.22	100	0	P	H	
		15900	45.34	-28.66	74	52.08	37	17.38	61.12	100	0	P	H	
													H	
													H	
			10600	45.75	-28.25	74	53.46	39.8	13.71	61.22	100	0	P	V
			15900	45.21	-28.79	74	51.95	37	17.38	61.12	100	0	P	V
														V
802.11ac VHT20 CH 64 5320MHz		10640	46.06	-27.94	74	53.81	39.8	13.72	61.27	100	0	P	H	
		15960	43.81	-30.19	74	50.6	36.93	17.33	61.05	100	0	P	H	
													H	
													H	
			10640	45.33	-28.67	74	53.08	39.8	13.72	61.27	100	0	P	V
			15960	44	-30	74	50.79	36.93	17.33	61.05	100	0	P	V
														V
Remark	1. No other spurious found.													
	2. All results are PASS against Peak and Average limit line.													



Band 2 5250~5350MHz
WIFI 802.11ac VHT40 (Band Edge @ 3m)

WIFI Ant. 1+2	Note	Frequency (MHz)	Level (dBμV/m)	Over Limit (dB)	Limit Line (dBμV/m)	Read Level (dBμV)	Antenna Factor (dB/m)	Path Loss (dB)	Preamp Factor (dB)	Ant Pos (cm)	Table Pos (deg)	Peak Avg. (P/A)	Pol. (H/V)
802.11ac VHT40 CH 54 5270MHz		5094.52	50.96	-23.04	74	40.15	31.9	9.19	30.28	100	179	P	H
		5145.52	40.93	-13.07	54	30.15	31.8	9.25	30.27	100	179	A	H
	*	5270	113.18	-	-	102.69	31.4	9.36	30.27	100	179	P	H
	*	5270	105.17	-	-	94.68	31.4	9.36	30.27	100	179	A	H
		5353.2	62.28	-11.72	74	51.73	31.4	9.42	30.27	100	179	P	H
		5350.08	51.6	-2.4	54	41.05	31.4	9.42	30.27	100	179	A	H
		5011.9	50.37	-23.63	74	39.85	31.7	9.1	30.28	338	58	P	V
		5148.24	40.59	-13.41	54	29.81	31.8	9.25	30.27	338	58	A	V
	*	5270	110.95	-	-	100.46	31.4	9.36	30.27	338	58	P	V
	*	5270	101.62	-	-	91.13	31.4	9.36	30.27	338	58	A	V
		5354.16	65.04	-8.96	74	54.48	31.4	9.43	30.27	338	58	P	V
		5354.64	52.23	-1.77	54	41.67	31.4	9.43	30.27	338	58	A	V
802.11ac VHT40 CH 62 5310MHz		5094.86	50.45	-23.55	74	39.64	31.9	9.19	30.28	100	177	P	H
		5103.7	40.17	-13.83	54	29.35	31.9	9.2	30.28	100	177	A	H
	*	5310	108.65	-	-	98.13	31.4	9.39	30.27	100	177	P	H
	*	5310	99.24	-	-	88.72	31.4	9.39	30.27	100	177	A	H
		5350.08	70.51	-3.49	74	59.96	31.4	9.42	30.27	100	177	P	H
		5350.08	52.78	-1.22	54	42.23	31.4	9.42	30.27	100	177	A	H
		5021.08	50.81	-23.19	74	40.18	31.8	9.11	30.28	400	60	P	V
		5099.28	40.05	-13.95	54	29.23	31.9	9.2	30.28	400	60	A	V
	*	5310	104.56	-	-	94.04	31.4	9.39	30.27	400	60	P	V
	*	5310	95.32	-	-	84.8	31.4	9.39	30.27	400	60	A	V
	5351.76	61.34	-12.66	74	50.79	31.4	9.42	30.27	400	60	P	V	
	5350.08	48.46	-5.54	54	37.91	31.4	9.42	30.27	400	60	A	V	
Remark	1. No other spurious found. 2. All results are PASS against Peak and Average limit line.												



**Band 2 5250~5350MHz
WIFI 802.11ac VHT40 (Harmonic @ 3m)**

WIFI Ant. 1+2	Note	Frequency (MHz)	Level (dBμV/m)	Over Limit (dB)	Limit Line (dBμV/m)	Read Level (dBμV)	Antenna Factor (dB/m)	Path Loss (dB)	Preamp Factor (dB)	Ant Pos (cm)	Table Pos (deg)	Peak Avg. (P/A)	Pol. (H/V)	
802.11ac VHT40 CH 54 5270MHz		10540	43.54	-24.66	68.2	51.32	39.67	13.7	61.15	100	0	P	H	
		15810	45.59	-28.41	74	52.22	37.3	17.3	61.23	100	0	P	H	
													H	
													H	
			10540	43.7	-24.5	68.2	51.48	39.67	13.7	61.15	100	0	P	V
			15810	45.7	-28.3	74	52.33	37.3	17.3	61.23	100	0	P	V
														V
802.11ac VHT40 CH 62 5310MHz		10620	45.41	-28.59	74	53.13	39.8	13.72	61.24	100	0	P	H	
		15930	44.52	-29.48	74	51.27	36.97	17.36	61.08	100	0	P	H	
													H	
													H	
			10620	44.45	-29.55	74	52.17	39.8	13.72	61.24	100	0	P	V
			15930	45.16	-28.84	74	51.91	36.97	17.36	61.08	100	0	P	V
														V
Remark	1. No other spurious found.													
	2. All results are PASS against Peak and Average limit line.													



Band 2 5250~5350MHz
WIFI 802.11ac VHT80 (Band Edge @ 3m)

WIFI Ant. 1+2	Note	Frequency (MHz)	Level (dBμV/m)	Over Limit (dB)	Limit Line (dBμV/m)	Read Level (dBμV)	Antenna Factor (dB/m)	Path Loss (dB)	Preamp Factor (dB)	Ant Pos (cm)	Table Pos (deg)	Peak Avg. (P/A)	Pol. (H/V)
802.11ac VHT80 CH 58 5290MHz		5111.52	50.48	-23.52	74	39.68	31.87	9.21	30.28	100	181	P	H
		5103.02	40.38	-13.62	54	29.56	31.9	9.2	30.28	100	181	A	H
	*	5290	104.89	-	-	94.38	31.4	9.38	30.27	100	181	P	H
	*	5290	94.59	-	-	84.08	31.4	9.38	30.27	100	181	A	H
		5376.48	66.35	-7.65	74	55.7	31.47	9.44	30.26	100	181	P	H
		5355.36	52.21	-1.79	54	41.65	31.4	9.43	30.27	100	181	A	H
		5096.56	50.81	-23.19	74	39.99	31.9	9.2	30.28	358	59	P	V
		5107.1	40.33	-13.67	54	29.53	31.87	9.21	30.28	358	59	A	V
	*	5290	100.14	-	-	89.63	31.4	9.38	30.27	358	59	P	V
	*	5290	90.31	-	-	79.8	31.4	9.38	30.27	358	59	A	V
		5373.84	60.08	-13.92	74	49.44	31.47	9.44	30.27	358	59	P	V
		5350.08	47.18	-6.82	54	36.63	31.4	9.42	30.27	358	59	A	V
Remark	1. No other spurious found. 2. All results are PASS against Peak and Average limit line.												



**Band 2 5250~5350MHz
WIFI 802.11ac VHT80 (Harmonic @ 3m)**

WIFI Ant. 1+2	Note	Frequency (MHz)	Level (dBμV/m)	Over Limit (dB)	Limit Line (dBμV/m)	Read Level (dBμV)	Antenna Factor (dB/m)	Path Loss (dB)	Preamp Factor (dB)	Ant Pos (cm)	Table Pos (deg)	Peak Avg. (P/A)	Pol. (H/V)	
802.11ac VHT80 CH 58 5290MHz		10580	43.75	-24.45	68.2	51.47	39.77	13.71	61.2	100	0	P	H	
		15870	44.04	-29.96	74	50.79	37.06	17.35	61.16	100	0	P	H	
													H	
													H	
			10580	43.71	-24.49	68.2	51.43	39.77	13.71	61.2	100	0	P	V
			15870	44.6	-29.4	74	51.35	37.06	17.35	61.16	100	0	P	V
														V
													V	
Remark	1. No other spurious found. 2. All results are PASS against Peak and Average limit line.													



Band 3 - 5470~5725MHz

WIFI 802.11ac VHT20 (Band Edge @ 3m)

WIFI	Note	Frequency	Level	Over	Limit	Read	Antenna	Path	Preamp	Ant	Table	Peak	Pol.	
Ant.				Limit	Line	Level	Factor	Loss	Factor	Pos	Pos	Avg.		
1+2		(MHz)	(dBμV/m)	(dB)	(dBμV/m)	(dBμV)	(dB/m)	(dB)	(dB)	(cm)	(deg)	(P/A)	(H/V)	
802.11ac VHT20 CH 100 5500MHz		5459.28	61	-13	74	49.98	31.7	9.58	30.26	100	147	P	H	
		5469.68	66.48	-1.72	68.2	55.44	31.7	9.6	30.26	100	147	P	H	
		5460	47.23	-6.77	54	36.21	31.7	9.58	30.26	100	147	A	H	
	*	5500	116.74	-	-	105.64	31.7	9.66	30.26	100	147	P	H	
	*	5500	107.98	-	-	96.88	31.7	9.66	30.26	100	147	A	H	
														H
			5458.32	61.37	-12.63	74	50.36	31.7	9.57	30.26	372	55	P	V
			5466.64	65.42	-2.78	68.2	54.39	31.7	9.59	30.26	372	55	P	V
			5460	45.93	-8.07	54	34.91	31.7	9.58	30.26	372	55	A	V
	*		5500	113.47	-	-	102.37	31.7	9.66	30.26	372	55	P	V
	*		5500	104.14	-	-	93.04	31.7	9.66	30.26	372	55	A	V
													V	
802.11ac VHT20 CH 116 5580MHz		5453.2	51.26	-22.74	74	40.26	31.7	9.56	30.26	100	146	P	H	
		5467.6	50.99	-17.21	68.2	39.96	31.7	9.59	30.26	100	146	P	H	
		5452.72	42.31	-11.69	54	31.31	31.7	9.56	30.26	100	146	A	H	
	*	5580	118.18	-	-	106.87	31.8	9.81	30.3	100	146	P	H	
	*	5580	107.84	-	-	96.53	31.8	9.81	30.3	100	146	A	H	
			5739.485	51.7	-16.5	68.2	40.22	32	9.86	30.38	100	146	P	H
			5404.24	52.06	-21.94	74	41.25	31.6	9.47	30.26	350	77	P	V
			5460.88	52.12	-16.08	68.2	41.1	31.7	9.58	30.26	350	77	P	V
			5452.72	40.62	-13.38	54	29.62	31.7	9.56	30.26	350	77	A	V
	*		5580	112.74	-	-	101.43	31.8	9.81	30.3	350	77	P	V
	*		5580	103.34	-	-	92.03	31.8	9.81	30.3	350	77	A	V
		5747.36	52.07	-16.13	68.2	40.6	32	9.86	30.39	350	77	P	V	



802.11ac VHT20 CH 140 5700MHz	*	5700	111.89	-	-	100.59	31.8	9.86	30.36	100	144	P	H
	*	5700	102.58	-	-	91.28	31.8	9.86	30.36	100	144	A	H
		5725.72	63.14	-5.06	68.2	51.73	31.93	9.86	30.38	100	144	P	H
													H
													H
													H
	*	5700	108.71	-	-	97.41	31.8	9.86	30.36	351	46	P	V
	*	5700	98.81	-	-	87.51	31.8	9.86	30.36	351	46	A	V
		5725.16	57.22	-10.98	68.2	45.81	31.93	9.86	30.38	351	46	P	V
													V
													V
													V
Remark	1. No other spurious found. 2. All results are PASS against Peak and Average limit line.												



**Band 3 - 5470~5725MHz
WIFI 802.11ac VHT20 (Harmonic @ 3m)**

WIFI Ant. 1+2	Note	Frequency (MHz)	Level (dBμV/m)	Over Limit (dB)	Limit Line (dBμV/m)	Read Level (dBμV)	Antenna Factor (dB/m)	Path Loss (dB)	Preamp Factor (dB)	Ant Pos (cm)	Table Pos (deg)	Peak Avg. (P/A)	Pol. (H/V)	
802.11ac VHT20 CH 100 5500MHz		11000	46.37	-27.63	74	53.81	40.4	13.86	61.7	100	0	P	H	
		16500	46.22	-21.98	68.2	49.77	38.6	17.55	59.7	100	0	P	H	
													H	
													H	
			11000	46.35	-27.65	74	53.79	40.4	13.86	61.7	100	0	P	V
			16500	45.26	-22.94	68.2	48.81	38.6	17.55	59.7	100	0	P	V
														V
802.11ac VHT20 CH 116 5580MHz		11160	45.27	-28.73	74	53.06	39.93	14.14	61.86	100	0	P	H	
		16740	47.29	-20.91	68.2	49.24	39.78	17.92	59.65	100	0	P	H	
													H	
													H	
			11160	45	-29	74	52.79	39.93	14.14	61.86	100	0	P	V
			16740	48.16	-20.04	68.2	50.11	39.78	17.92	59.65	100	0	P	V
														V
802.11ac VHT20 CH 140 5700MHz		11400	45.1	-28.9	74	52.67	40	14.53	62.1	100	0	P	H	
		17100	48.01	-20.19	68.2	48.65	40.5	18.24	59.38	100	0	P	H	
													H	
													H	
			11400	45.33	-28.67	74	52.9	40	14.53	62.1	100	0	P	V
			17100	48.15	-20.05	68.2	48.79	40.5	18.24	59.38	100	0	P	V
														V
Remark	1. No other spurious found.													
	2. All results are PASS against Peak and Average limit line.													



Band 3 - 5470~5725MHz
WIFI 802.11ac VHT40 (Band Edge @ 3m)

WIFI Ant. 1+2	Note	Frequency (MHz)	Level (dBμV/m)	Over Limit (dB)	Limit Line (dBμV/m)	Read Level (dBμV)	Antenna Factor (dB/m)	Path Loss (dB)	Preamp Factor (dB)	Ant Pos (cm)	Table Pos (deg)	Peak Avg. (P/A)	Pol. (H/V)
802.11ac VHT40 CH 102 5510MHz		5459.68	61.63	-12.37	74	50.61	31.7	9.58	30.26	100	206	P	H
		5470	67.09	-1.11	68.2	56.05	31.7	9.6	30.26	100	206	P	H
		5458.24	45.95	-8.05	54	34.94	31.7	9.57	30.26	100	206	A	H
	*	5510	106.47	-	-	95.37	31.7	9.67	30.27	100	206	P	H
	*	5510	97.6	-	-	86.5	31.7	9.67	30.27	100	206	A	H
		5741.69	49.88	-18.32	68.2	38.41	32	9.86	30.39	100	206	P	H
		5458.96	56.12	-17.88	74	45.11	31.7	9.57	30.26	372	75	P	V
		5467.36	60.21	-7.99	68.2	49.18	31.7	9.59	30.26	372	75	P	V
		5459.92	44.2	-9.8	54	33.18	31.7	9.58	30.26	372	75	A	V
	*	5510	103.82	-	-	92.72	31.7	9.67	30.27	372	75	P	V
	*	5510	94.56	-	-	83.46	31.7	9.67	30.27	372	75	A	V
		5763.425	50.87	-17.33	68.2	39.33	32.07	9.87	30.4	372	75	P	V
802.11ac VHT40 CH 110 5550MHz		5458.96	61.05	-12.95	74	50.04	31.7	9.57	30.26	100	179	P	H
		5470	66.32	-1.88	68.2	55.28	31.7	9.6	30.26	100	179	P	H
		5459.68	47.8	-6.2	54	36.78	31.7	9.58	30.26	100	179	A	H
	*	5550	113.79	-	-	102.53	31.8	9.75	30.29	100	179	P	H
	*	5550	104.65	-	-	93.39	31.8	9.75	30.29	100	179	A	H
		5758.07	50.08	-18.12	68.2	38.53	32.07	9.87	30.39	100	179	P	H
		5458	55.87	-18.13	74	44.86	31.7	9.57	30.26	354	77	P	V
		5463.52	62.31	-5.89	68.2	51.29	31.7	9.58	30.26	354	77	P	V
		5458.96	47.64	-6.36	54	36.63	31.7	9.57	30.26	354	77	A	V
	*	5550	111.78	-	-	100.52	31.8	9.75	30.29	354	77	P	V
	*	5550	102.18	-	-	90.92	31.8	9.75	30.29	354	77	A	V
	5739.17	52.11	-16.09	68.2	40.63	32	9.86	30.38	354	77	P	V	



802.11ac VHT40 CH 134 5670MHz		5376.6	50.63	-23.37	74	39.98	31.47	9.44	30.26	100	177	P	H
		5469.7	48.85	-19.35	68.2	37.81	31.7	9.6	30.26	100	177	P	H
		5452.9	40.94	-13.06	54	29.94	31.7	9.56	30.26	100	177	A	H
	*	5670	109.33	-	-	98.07	31.75	9.86	30.35	100	177	P	H
	*	5670	100.16	-	-	88.9	31.75	9.86	30.35	100	177	A	H
		5726.325	65.42	-2.78	68.2	54.01	31.93	9.86	30.38	100	177	P	H
		5382.9	49.35	-24.65	74	38.63	31.53	9.45	30.26	306	77	P	V
		5466.9	50.15	-18.05	68.2	39.12	31.7	9.59	30.26	306	77	P	V
		5452.9	40.02	-13.98	54	29.02	31.7	9.56	30.26	306	77	A	V
	*	5670	106.79	-	-	95.53	31.75	9.86	30.35	306	77	P	V
	*	5670	98.06	-	-	86.8	31.75	9.86	30.35	306	77	A	V
		5725.1	64.47	-3.73	68.2	53.06	31.93	9.86	30.38	306	77	P	V
Remark	1. No other spurious found. 2. All results are PASS against Peak and Average limit line.												



**Band 3 - 5470~5725MHz
WIFI 802.11ac VHT40 (Harmonic @ 3m)**

WIFI Ant. 1+2	Note	Frequency (MHz)	Level (dBμV/m)	Over Limit (dB)	Limit Line (dBμV/m)	Read Level (dBμV)	Antenna Factor (dB/m)	Path Loss (dB)	Preamp Factor (dB)	Ant Pos (cm)	Table Pos (deg)	Peak Avg. (P/A)	Pol. (H/V)	
802.11ac VHT40 CH 102 5510MHz		11020	46.25	-27.75	74	53.75	40.33	13.89	61.72	100	0	P	H	
		16530	45.46	-22.74	68.2	48.85	38.7	17.6	59.69	100	0	P	H	
													H	
													H	
			11020	46.11	-27.89	74	53.61	40.33	13.89	61.72	100	0	P	V
			16530	45.92	-22.28	68.2	49.31	38.7	17.6	59.69	100	0	P	V
														V
802.11ac VHT40 CH 110 5550MHz		11100	45.37	-28.63	74	53.19	40	13.98	61.8	100	0	P	H	
		16650	47.43	-20.77	68.2	50.08	39.2	17.82	59.67	100	0	P	H	
													H	
													H	
			11100	44.8	-29.2	74	52.62	40	13.98	61.8	100	0	P	V
			16650	47.39	-20.81	68.2	50.04	39.2	17.82	59.67	100	0	P	V
														V
802.11ac VHT40 CH 134 5670MHz		11340	45.68	-28.32	74	53.32	39.87	14.53	62.04	100	0	P	H	
		17010	49.18	-19.02	68.2	50.17	40.5	18.09	59.58	100	0	P	H	
													H	
													H	
			11340	45.14	-28.86	74	52.78	39.87	14.53	62.04	100	0	P	V
			17010	48.38	-19.82	68.2	49.37	40.5	18.09	59.58	100	0	P	V
														V
Remark	1. No other spurious found.													
	2. All results are PASS against Peak and Average limit line.													



Band 3 5470~5725MHz
WIFI 802.11ac VHT80 (Band Edge @ 3m)

WIFI Ant. 1+2	Note	Frequency (MHz)	Level (dBμV/m)	Over Limit (dB)	Limit Line (dBμV/m)	Read Level (dBμV)	Antenna Factor (dB/m)	Path Loss (dB)	Preamp Factor (dB)	Ant Pos (cm)	Table Pos (deg)	Peak Avg. (P/A)	Pol. (H/V)
802.11ac VHT80 CH 106 5530MHz		5459.44	65.25	-8.75	74	54.23	31.7	9.58	30.26	100	178	P	H
		5467.84	65.7	-2.5	68.2	54.67	31.7	9.59	30.26	100	178	P	H
		5458.96	52.15	-1.85	54	41.14	31.7	9.57	30.26	100	178	A	H
	*	5530	106.88	-	-	95.72	31.73	9.71	30.28	100	178	P	H
	*	5530	96.45	-	-	85.29	31.73	9.71	30.28	100	178	A	H
		5729.72	51.18	-17.02	68.2	39.77	31.93	9.86	30.38	100	178	P	H
		5457.04	59.98	-14.02	74	48.97	31.7	9.57	30.26	339	73	P	V
		5465.2	60.38	-7.82	68.2	49.35	31.7	9.59	30.26	339	73	P	V
		5459.92	49.42	-4.58	54	38.4	31.7	9.58	30.26	339	73	A	V
	*	5530	102.83	-	-	91.67	31.73	9.71	30.28	339	73	P	V
	*	5530	93.21	-	-	82.05	31.73	9.71	30.28	339	73	A	V
		5752.4	50.34	-17.86	68.2	38.79	32.07	9.87	30.39	339	73	P	V
802.11ac VHT80 CH 122 5610MHz		5454.16	52.85	-21.15	74	41.84	31.7	9.57	30.26	100	176	P	H
		5467.84	54.45	-13.75	68.2	43.42	31.7	9.59	30.26	100	176	P	H
		5457.28	42.76	-11.24	54	31.75	31.7	9.57	30.26	100	176	A	H
	*	5610	109.75	-	-	98.42	31.8	9.85	30.32	100	176	P	H
	*	5610	100.19	-	-	88.86	31.8	9.85	30.32	100	176	A	H
		5725.94	67.13	-1.07	68.2	55.72	31.93	9.86	30.38	100	176	P	H
		5449.84	54.02	-19.98	74	43.02	31.7	9.56	30.26	344	74	P	V
		5463.76	54.86	-13.34	68.2	43.84	31.7	9.58	30.26	344	74	P	V
		5455.6	42.77	-11.23	54	31.76	31.7	9.57	30.26	344	74	A	V
	*	5610	106.81	-	-	95.48	31.8	9.85	30.32	344	74	P	V
	*	5610	97.26	-	-	85.93	31.8	9.85	30.32	344	74	A	V
		5746.1	63.38	-4.82	68.2	51.91	32	9.86	30.39	344	74	P	V
Remark	1. No other spurious found. 2. All results are PASS against Peak and Average limit line.												



**Band 3 5470~5725MHz
WIFI 802.11ac VHT80 (Harmonic @ 3m)**

WIFI Ant. 1+2	Note	Frequency (MHz)	Level (dBμV/m)	Over Limit (dB)	Limit Line (dBμV/m)	Read Level (dBμV)	Antenna Factor (dB/m)	Path Loss (dB)	Preamp Factor (dB)	Ant Pos (cm)	Table Pos (deg)	Peak Avg. (P/A)	Pol. (H/V)	
802.11ac VHT80 CH 106 5530MHz		11060	45.62	-28.38	74	53.31	40.13	13.94	61.76	100	0	P	H	
		16590	46.48	-21.72	68.2	49.6	38.85	17.71	59.68	100	0	P	H	
													H	
													H	
			11060	46.02	-27.98	74	53.71	40.13	13.94	61.76	100	0	P	V
			16590	46.33	-21.87	68.2	49.45	38.85	17.71	59.68	100	0	P	V
														V
802.11ac VHT80 CH 122 5610MHz		11220	44.78	-29.22	74	52.5	39.88	14.32	61.92	100	0	P	H	
		16830	48.19	-20.01	68.2	49.66	40.2	17.96	59.63	100	0	P	H	
													H	
													H	
			11220	45.81	-28.19	74	53.53	39.88	14.32	61.92	100	0	P	V
			16830	48.66	-19.54	68.2	50.13	40.2	17.96	59.63	100	0	P	V
														V
Remark	1. No other spurious found.													
	2. All results are PASS against Peak and Average limit line.													



Band 3 - Straddle Channel
WIFI 802.11ac VHT20 (Band Edge @ 3m)

WIFI	Note	Frequency	Level	Over	Limit	Read	Antenna	Path	Preamp	Ant	Table	Peak	Pol.
Ant.				Limit	Line	Level	Factor	Loss	Factor	Pos	Pos	Avg.	
1+2		(MHz)	(dBμV/m)	(dB)	(dBμV/m)	(dBμV)	(dB/m)	(dB)	(dB)	(cm)	(deg)	(P/A)	(H/V)
802.11ac VHT20 CH 144 5720MHz		5358.19	51.28	-22.72	74	40.72	31.4	9.43	30.27	100	144	P	H
		5463.88	48.96	-19.24	68.2	37.94	31.7	9.58	30.26	100	144	P	H
		5452.96	41.26	-12.74	54	30.26	31.7	9.56	30.26	100	144	A	H
	*	5720	116.48	-	-	105.06	31.93	9.86	30.37	100	144	P	H
	*	5720	107.19	-	-	95.77	31.93	9.86	30.37	100	144	A	H
		5914	53.44	-14.76	68.2	41.58	32.33	10.01	30.48	100	144	P	H
		5409.28	50.25	-23.75	74	39.43	31.6	9.48	30.26	384	48	P	V
		5461.54	50.89	-17.31	68.2	39.87	31.7	9.58	30.26	384	48	P	V
		5452.57	40.56	-13.44	54	29.56	31.7	9.56	30.26	384	48	A	V
	*	5720	112.45	-	-	101.03	31.93	9.86	30.37	384	48	P	V
	*	5720	103.44	-	-	92.02	31.93	9.86	30.37	384	48	A	V
		5895.5	52.55	-15.65	68.2	40.73	32.3	9.99	30.47	384	48	P	V
Remark	1. No other spurious found. 2. All results are PASS against Peak and Average limit line.												



**Band 3 - Straddle Channel
WIFI 802.11ac VHT20 (Harmonic @ 3m)**

WIFI Ant. 1+2	Note	Frequency (MHz)	Level (dBμV/m)	Over Limit (dB)	Limit Line (dBμV/m)	Read Level (dBμV)	Antenna Factor (dB/m)	Path Loss (dB)	Preamp Factor (dB)	Ant Pos (cm)	Table Pos (deg)	Peak Avg. (P/A)	Pol. (H/V)	
802.11ac VHT20 CH 144 5720MHz		11440	44.93	-29.07	74	52.49	40.07	13.88	62.14	100	0	P	H	
		17160	48.02	-20.18	68.2	48.34	40.57	17.92	59.25	100	0	P	H	
													H	
													H	
			11440	45.36	-28.64	74	52.92	40.07	13.88	62.14	100	0	P	V
			17160	48.38	-19.82	68.2	48.7	40.57	17.92	59.25	100	0	P	V
														V
														V
Remark	1. No other spurious found. 2. All results are PASS against Peak and Average limit line.													



Band 3 - Straddle Channel
WIFI 802.11ac VHT40 (Band Edge @ 3m)

Table with 14 columns: WIFI Ant. 1+2, Note, Frequency (MHz), Level (dBµV/m), Over Limit (dB), Limit Line (dBµV/m), Read Level (dBµV), Antenna Factor (dB/m), Path Loss (dB), Preamp Factor (dB), Ant Pos (cm), Table Pos (deg), Peak Avg. (P/A), Pol. (H/V). Rows include frequencies from 5431.51 to 5858.25 MHz.



**Band 3 - Straddle Channel
WIFI 802.11ac VHT40 (Harmonic @ 3m)**

WIFI Ant. 1+2	Note	Frequency (MHz)	Level (dBμV/m)	Over Limit (dB)	Limit Line (dBμV/m)	Read Level (dBμV)	Antenna Factor (dB/m)	Path Loss (dB)	Preamp Factor (dB)	Ant Pos (cm)	Table Pos (deg)	Peak Avg. (P/A)	Pol. (H/V)	
802.11ac VHT40 CH 142 5710MHz		11420	44.94	-29.06	74	52.51	40.03	13.86	62.12	100	0	P	H	
		17130	49.17	-19.03	68.2	49.65	40.53	17.87	59.31	100	0	P	H	
													H	
													H	
			11420	45.3	-28.7	74	52.87	40.03	13.86	62.12	100	0	P	V
			17130	49.05	-19.15	68.2	49.53	40.53	17.87	59.31	100	0	P	V
														V
													V	
Remark	1. No other spurious found. 2. All results are PASS against Peak and Average limit line.													



Band 3 - Straddle Channel
WIFI 802.11ac VHT80 (Band Edge @ 3m)

WIFI Ant. 1+2	Note	Frequency (MHz)	Level (dBμV/m)	Over Limit (dB)	Limit Line (dBμV/m)	Read Level (dBμV)	Antenna Factor (dB/m)	Path Loss (dB)	Preamp Factor (dB)	Ant Pos (cm)	Table Pos (deg)	Peak Avg. (P/A)	Pol. (H/V)
802.11ac VHT80 CH 138 5690MHz		5459.2	52.89	-21.11	74	41.87	31.7	9.58	30.26	100	173	P	H
		5466.61	51.86	-16.34	68.2	40.83	31.7	9.59	30.26	100	173	P	H
		5452.57	41.73	-12.27	54	30.73	31.7	9.56	30.26	100	173	A	H
	*	5690	110.67	-	-	99.37	31.8	9.86	30.36	100	173	P	H
	*	5690	101.39	-	-	90.09	31.8	9.86	30.36	100	173	A	H
		5855.25	67.02	-1.18	68.2	55.29	32.23	9.94	30.44	100	173	P	H
		5423.71	50.97	-23.03	74	40.09	31.63	9.51	30.26	352	76	P	V
		5466.22	50.06	-18.14	68.2	39.03	31.7	9.59	30.26	352	76	P	V
		5459.98	41.19	-12.81	54	30.17	31.7	9.58	30.26	352	76	A	V
	*	5690	107.59	-	-	96.29	31.8	9.86	30.36	352	76	P	V
	*	5690	98.17	-	-	86.87	31.8	9.86	30.36	352	76	A	V
		5856.5	63.75	-4.45	68.2	52.03	32.23	9.94	30.45	352	76	P	V
Remark	1. No other spurious found. 2. All results are PASS against Peak and Average limit line.												



Band 3 - Straddle Channel
WIFI 802.11ac VHT80 (Harmonic @ 3m)

Table with 14 columns: WIFI Ant. 1+2, Note, Frequency (MHz), Level (dBµV/m), Over Limit (dB), Limit Line (dBµV/m), Read Level (dBµV), Antenna Factor (dB/m), Path Loss (dB), Preamp Factor (dB), Ant Pos (cm), Table Pos (deg), Peak Avg. (P/A), Pol. (H/V). Rows include data for 802.11ac VHT80 CH 138 5690MHz at 11380 and 17070 MHz.

- 1. No other spurious found.
2. All results are PASS against Peak and Average limit line.



Emission below 1GHz
WIFI 802.11ac VHT80 (LF @ 3m)

WIFI	Note	Frequency	Level	Over	Limit	Read	Antenna	Path	Preamp	Ant	Table	Peak	Pol.	
Ant.				Limit	Line	Level	Factor	Loss	Factor	Pos	Pos	Avg.		
1+2		(MHz)	(dBμV/m)	(dB)	(dBμV/m)	(dBμV)	(dB/m)	(dB)	(dB)	(cm)	(deg)	(P/A)	(H/V)	
802.11ac VHT80 LF		32.91	27.29	-12.71	40	35.53	23.65	0.73	32.62	100	0	P	H	
		101.78	22.94	-20.56	43.5	37.84	16.26	1.27	32.51	-	-	P	H	
		294.81	27.14	-18.86	46	38.19	19.2	2.13	32.54	-	-	P	H	
		440.31	30.76	-15.24	46	37.73	22.91	2.59	32.56	-	-	P	H	
		573.2	29.67	-16.33	46	32.91	26.17	3.01	32.59	-	-	P	H	
		895.24	31.83	-14.17	46	30.75	28.8	3.75	31.68	-	-	P	H	
														H
														H
														H
														H
														H
														H
														H
			30.97	33.38	-6.62	40	40.48	24.81	0.71	32.62	100	0	P	V
			123.12	31.47	-12.03	43.5	44.93	17.6	1.39	32.51	-	-	P	V
			300.63	21.59	-24.41	46	32.54	19.3	2.15	32.54	-	-	P	V
			558.65	28.4	-17.6	46	31.65	26.19	2.97	32.59	-	-	P	V
			755.56	30.22	-15.78	46	30.57	28.4	3.41	32.29	-	-	P	V
			893.3	31.2	-14.8	46	30.11	28.83	3.74	31.69	-	-	P	V
														V
													V	
													V	
													V	
													V	
													V	
Remark	1. No other spurious found. 2. All results are PASS against limit line.													



Note symbol

*	Fundamental Frequency which can be ignored. However, the level of any unwanted emissions shall not exceed the level of the fundamental frequency.
!	Test result is over limit line.
P/A	Peak or Average
H/V	Horizontal or Vertical



A calculation example for radiated spurious emission is shown as below:

WIFI	Note	Frequency	Level	Over	Limit	Read	Antenna	Path	Preamp	Ant	Table	Peak	Pol.
Ant.				Limit	Line	Level	Factor	Loss	Factor	Pos	Pos	Avg.	
1		(MHz)	(dBμV/m)	(dB)	(dBμV/m)	(dBμV)	(dB/m)	(dB)	(dB)	(cm)	(deg)	(P/A)	(H/V)
802.11b		2390	55.45	-18.55	74	54.51	32.22	4.58	35.86	103	308	P	H
CH 01													
2412MHz		2390	43.54	-10.46	54	42.6	32.22	4.58	35.86	103	308	A	H

1. Path Loss(dB) = Cable loss(dB) + Filter loss(dB) + Attenuator loss(dB)
2. Level(dBμV/m) = Antenna Factor(dB/m) + Path Loss(dB) + Read Level(dBμV) - Preamp Factor(dB)
3. Over Limit(dB) = Level(dBμV/m) – Limit Line(dBμV/m)

For Peak Limit @ 2390MHz:

1. Level(dBμV/m)
= Antenna Factor(dB/m) + Path Loss(dB) + Read Level(dBμV) - Preamp Factor(dB)
= 32.22(dB/m) + 4.58(dB) + 54.51(dBμV) – 35.86 (dB)
= 55.45 (dBμV/m)
2. Over Limit(dB)
= Level(dBμV/m) – Limit Line(dBμV/m)
= 55.45(dBμV/m) – 74(dBμV/m)
= -18.55(dB)

For Average Limit @ 2390MHz:

1. Level(dBμV/m)
= Antenna Factor(dB/m) + Path Loss(dB) + Read Level(dBμV) - Preamp Factor(dB)
= 32.22(dB/m) + 4.58(dB) + 42.6(dBμV) – 35.86 (dB)
= 43.54 (dBμV/m)
2. Over Limit(dB) = Level(dBμV/m) – Limit Line(dBμV/m)
= 43.54(dBμV/m) – 54(dBμV/m)
= -10.46(dB)

Both peak and average measured complies with the limit line, so test result is “PASS”.



Appendix C. Radiated Spurious Emission Plots

Test Engineer :	Karl Hou and BigShow Wang	Temperature :	23~26°C
		Relative Humidity :	50~57%

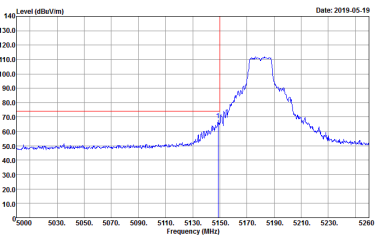
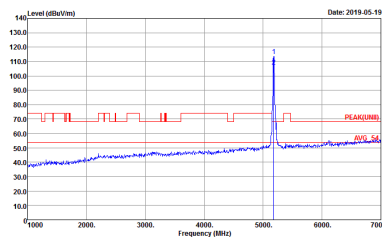
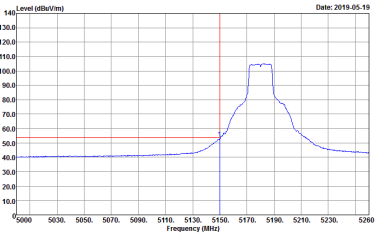
Note symbol

-L	Low channel location
-R	High channel location

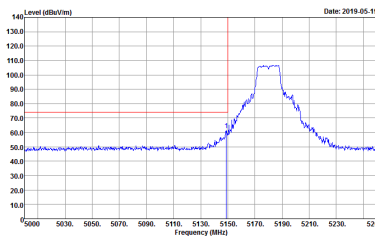
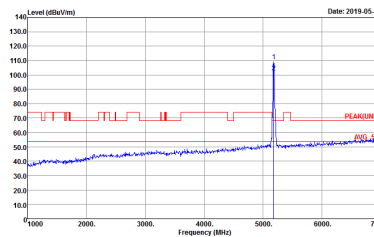
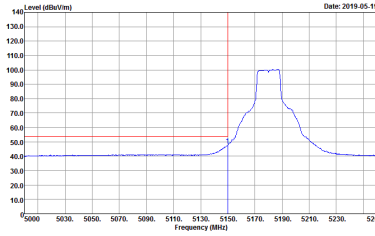


<CDD Mode>

Band 1 - 5150~5250MHz
WIFI 802.11a (Band Edge @ 3m)

WIFI	Band 1 5150~5250MHz Band Edge @ 3m	
ANT	802.11a CH36 5180MHz	
1	Horizontal	Fundamental
Peak	 <p>Site : 03CH15-4Y Condition : PEAK_BE_74 3m 91200_15_1620 HORIZONTAL RBW:1000.000KHz VBW:3000.000KHz SWT:Auto Detector : Peak Project : 911633 Mode : 1 Setting : 18</p>	 <p>Site : 03CH15-4Y Condition : PEAK(LINII) 3m 91200_15_1620 HORIZONTAL RBW:1000.000KHz VBW:3000.000KHz SWT:Auto Detector : Peak Project : 911633 Mode : 1 Setting : 18</p>
Avg.	 <p>Site : 03CH15-4Y Condition : AVG_BE_54 3m 91200_15_1620 HORIZONTAL RBW:1000.000KHz VBW:1000KHz SWT:Auto Detector : Peak Project : 911633 Mode : 1 Setting : 18</p>	Left blank

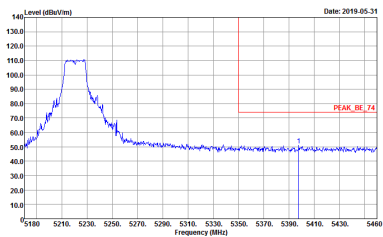
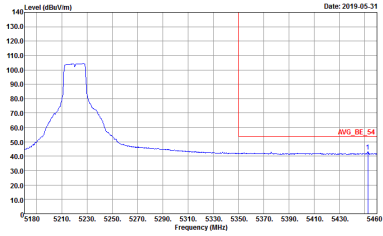


WIFI	Band 1 5150~5250MHz Band Edge @ 3m	
ANT	802.11a CH36 5180MHz	
1	Vertical	Fundamental
<p>Peak</p>	 <p>Date: 2019-05-19</p> <p>Site : 03CH15-HY Condition : PEAK_BE_74 3m 91200_15_1620 VERTICAL RBW:1000.000KHz VBW:3000.000KHz SWT:Auto Detector : Peak Project : 911633 Mode : 1 Setting : 18</p>	 <p>Date: 2019-05-19</p> <p>Site : 03CH15-HY Condition : PEAK(UNII) 3m 91200_15_1620 VERTICAL RBW:1000.000KHz VBW:3000.000KHz SWT:Auto Detector : Peak Project : 911633 Mode : 1 Setting : 18</p>
<p>Avg.</p>	 <p>Date: 2019-05-19</p> <p>Site : 03CH15-HY Condition : AVG_BE_54 3m 91200_15_1620 VERTICAL RBW:1000.000KHz VBW:1000KHz SWT:Auto Detector : Peak Project : 911633 Mode : 1 Setting : 18</p>	<p>Left blank</p>

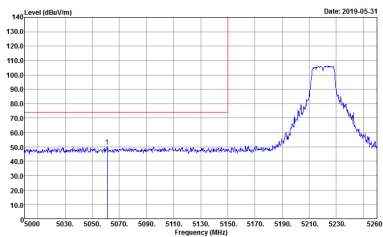
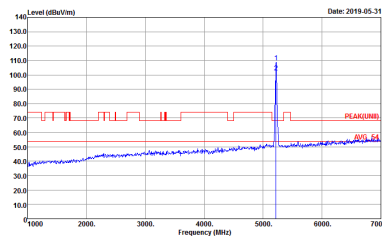
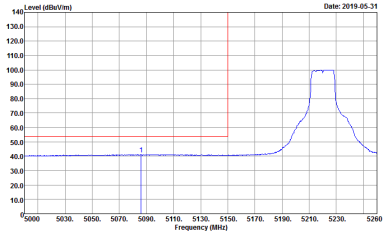


WIFI	Band 1 5150~5250MHz Band Edge @ 3m	
ANT	802.11a CH44 5220MHz - L	
1	Horizontal	Fundamental
<p>Peak</p>	<p>Date: 2019-05-31</p> <p>Site : 03CH15-HY Condition : PEAK_BE_74 3m 91200_15_1620 HORIZONTAL RBW:1000.000KHz VBW:3000.000KHz SWT:Auto Detector : Peak Project : 911633 Mode : 2</p>	<p>Date: 2019-05-31</p> <p>Site : 03CH15-HY Condition : PEAK(LINII) 3m 91200_15_1620 HORIZONTAL RBW:1000.000KHz VBW:3000.000KHz SWT:Auto Detector : Peak Project : 911633 Mode : 2</p>
<p>Avg.</p>	<p>Date: 2019-05-31</p> <p>Site : 03CH15-HY Condition : AVG_BE_54 3m 91200_15_1620 HORIZONTAL RBW:1000.000KHz VBW:1000KHz SWT:Auto Detector : Peak Project : 911633 Mode : 2</p>	<p>Left blank</p>

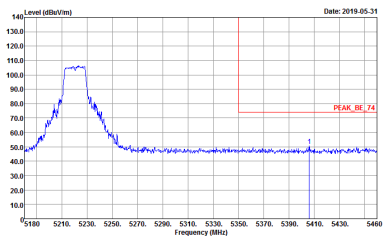
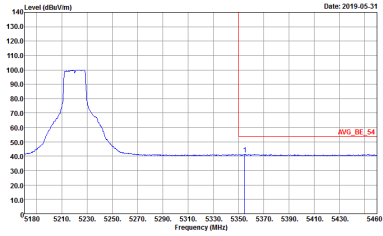


WIFI	Band 1 5150~5250MHz Band Edge @ 3m	
ANT	802.11a CH44 5220MHz - R	
1	Horizontal	Fundamental
<p>Peak</p>	 <p>Site : 03CH15-HY Condition : PEAK_BE_74 3m 9120D_15_1620 HORIZONTAL Detector : Peak Project : 911633 Mode : 2</p>	<p>Left blank</p>
<p>Avg.</p>	 <p>Site : 03CH15-HY Condition : AVG_BE_54 3m 9120D_15_1620 HORIZONTAL Detector : Peak Project : 911633 Mode : 2</p>	<p>Left blank</p>

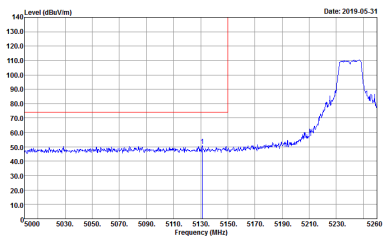
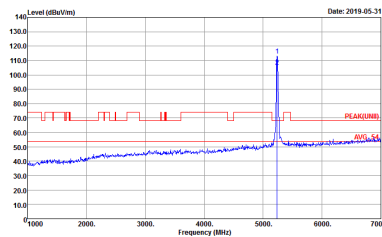
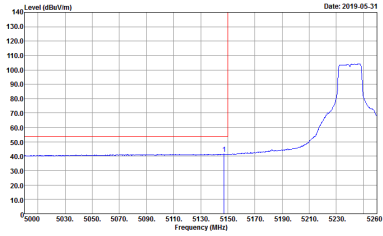


WIFI	Band 1 5150~5250MHz Band Edge @ 3m	
ANT	802.11a CH44 5220MHz - L	
1	Vertical	Fundamental
<p>Peak</p>	 <p>Site : 03CH15-HY Condition : PEAK_BE_74 3m 91200_15_1620 VERTICAL Detector : Peak Project : 911633 Mode : 2</p>	 <p>Site : 03CH15-HY Condition : PEAK(LINII) 3m 91200_15_1620 VERTICAL Detector : Peak Project : 911633 Mode : 2</p>
<p>Avg.</p>	 <p>Site : 03CH15-HY Condition : AVG_BE_54 3m 91200_15_1620 VERTICAL Detector : Peak Project : 911633 Mode : 2</p>	<p>Left blank</p>

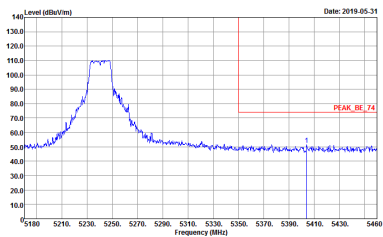
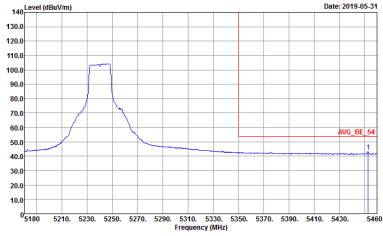


WIFI	Band 1 5150~5250MHz Band Edge @ 3m	
ANT	802.11a CH44 5220MHz - R	
1	Vertical	Fundamental
<p>Peak</p>	 <p>Site : 03CH15-HY Condition : PEAK_BE_74 3m 9120D_15_1620 VERTICAL Detector : Peak Project : 911633 Mode : 2</p>	<p>Left blank</p>
<p>Avg.</p>	 <p>Site : 03CH15-HY Condition : AVG_BE_54 3m 9120D_15_1620 VERTICAL Detector : Peak Project : 911633 Mode : 2</p>	<p>Left blank</p>

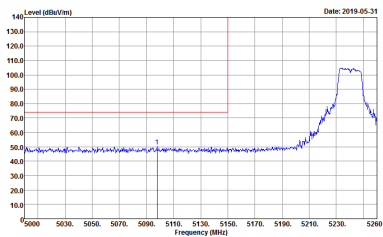
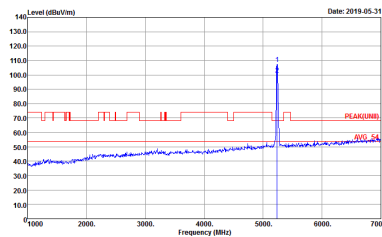
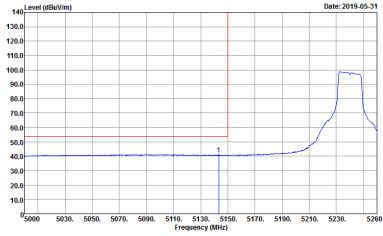


WIFI	Band 1 5150~5250MHz Band Edge @ 3m	
ANT	802.11a CH48 5240MHz - L	
1	Horizontal	Fundamental
<p>Peak</p>	 <p>Site : 03CH15-HY Condition : PEAK_BE_74 3m 91200_15_1620 HORIZONTAL Detector : Peak Project : 911633 Mode : 3</p>	 <p>Site : 03CH15-HY Condition : PEAK(LINII) 3m 91200_15_1620 HORIZONTAL Detector : Peak Project : 911633 Mode : 3</p>
<p>Avg.</p>	 <p>Site : 03CH15-HY Condition : AVG_BE_54 3m 91200_15_1620 HORIZONTAL Detector : Peak Project : 911633 Mode : 3</p>	<p>Left blank</p>

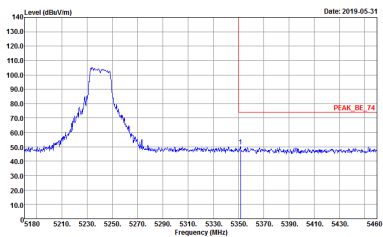
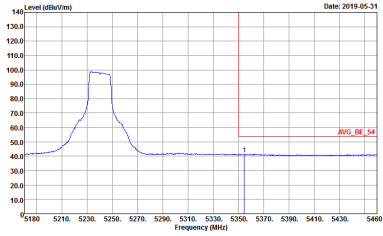


WIFI	Band 1 5150~5250MHz Band Edge @ 3m	
ANT	802.11a CH48 5240MHz - R	
1	Horizontal	Fundamental
<p>Peak</p>	 <p>Site : 03CH15-HY Condition : PEAK_BE_74 3m 91200_15_1620 HORIZONTAL Detector : Peak Project : 911633 Mode : 3</p>	<p>Left blank</p>
<p>Avg.</p>	 <p>Site : 03CH15-HY Condition : AVG_BE_54 3m 91200_15_1620 HORIZONTAL Detector : Peak Project : 911633 Mode : 3</p>	<p>Left blank</p>



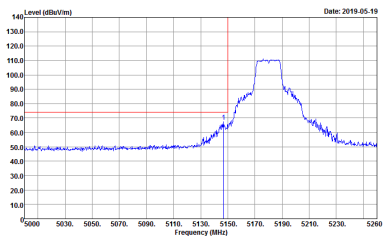
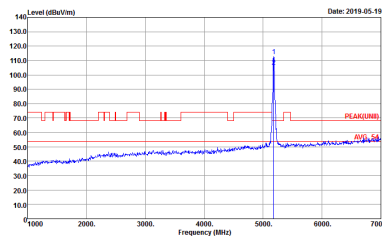
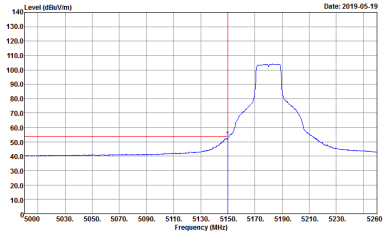
WIFI	Band 1 5150~5250MHz Band Edge @ 3m	
ANT	802.11a CH48 5240MHz - L	
1	Vertical	Fundamental
<p>Peak</p>	 <p>Site : 03CH15-HY Condition : PEAK_BE_74 3m 91200_15_1620 VERTICAL Detector : Peak Project : 911633 Mode : 3</p>	 <p>Site : 03CH15-HY Condition : PEAK(LINII) 3m 91200_15_1620 VERTICAL Detector : Peak Project : 911633 Mode : 3</p>
<p>Avg.</p>	 <p>Site : 03CH15-HY Condition : AVG_BE_54 3m 91200_15_1620 VERTICAL Detector : Peak Project : 911633 Mode : 3</p>	<p>Left blank</p>



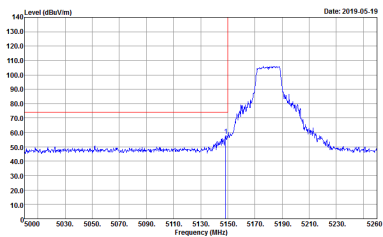
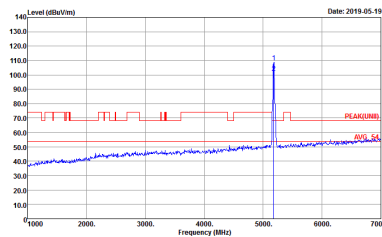
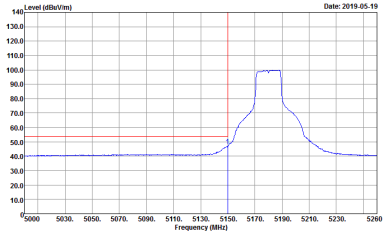
WIFI	Band 1 5150~5250MHz Band Edge @ 3m	
ANT	802.11a CH48 5240MHz - R	
1	Vertical	Fundamental
Peak	 <p>Site : 03CH15-HY Condition : PEAK_BE_74 3m 9120D_15_1620 VERTICAL RBW:1000.000KHz VBW:3000.000KHz SWT:Auto Detector : Peak Project : 911633 Mode : 3</p>	Left blank
Avg.	 <p>Site : 03CH15-HY Condition : AVG_BE_54 3m 9120D_15_1620 VERTICAL RBW:1000.000KHz VBW:1000KHz SWT:Auto Detector : Peak Project : 911633 Mode : 3</p>	Left blank



Band 1 5150~5250MHz
WIFI 802.11ac VHT20 (Band Edge @ 3m)

WIFI	Band 1 5150~5250MHz Band Edge @ 3m	
ANT	802.11ac VHT20 CH36 5180MHz	
1	Horizontal	Fundamental
Peak	 <p>Site : 03CH15-HY Condition : PEAK_BE_74 3m 91200_15_1620 HORIZONTAL RBW:1000.000KHz VBW:3000.000KHz SWT:Auto Detector : Peak Project : 911633 Mode : 4 Setting : 17.5</p>	 <p>Site : 03CH15-HY Condition : PEAK(UNIT) 3m 91200_15_1620 HORIZONTAL RBW:1000.000KHz VBW:3000.000KHz SWT:Auto Detector : Peak Project : 911633 Mode : 4 Setting : 17.5</p>
Avg.	 <p>Site : 03CH15-HY Condition : AVG_BE_54 3m 91200_15_1620 HORIZONTAL RBW:1000.000KHz VBW:1.000KHz SWT:Auto Detector : Peak Project : 911633 Mode : 4 Setting : 17.5</p>	Left blank

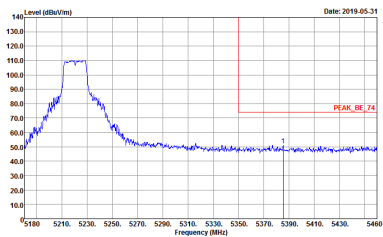
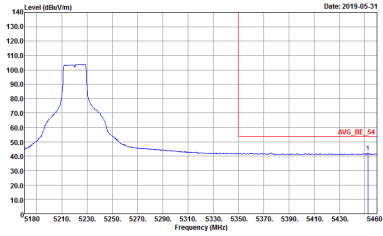


WIFI	Band 1 5150~5250MHz Band Edge @ 3m	
ANT	802.11ac VHT20 CH36 5180MHz	
1	Vertical	Fundamental
Peak	 <p>Date: 2019-05-19</p> <p>Site : 03CH15-HY Condition : PEAK_BE_74 3m 9120D_15_1620 VERTICAL : RBW:1000.000KHz VBW:3000.000KHz SWT:Auto Detector : Peak Project : 911633 Mode : 4 Setting : 17.5</p>	 <p>Date: 2019-05-19</p> <p>Site : 03CH15-HY Condition : PEAK(UNII) 3m 9120D_15_1620 VERTICAL : RBW:1000.000KHz VBW:3000.000KHz SWT:Auto Detector : Peak Project : 911633 Mode : 4 Setting : 17.5</p>
Avg.	 <p>Date: 2019-05-19</p> <p>Site : 03CH15-HY Condition : AVG_BE_54 3m 9120D_15_1620 VERTICAL : RBW:1000.000KHz VBW:1000KHz SWT:Auto Detector : Peak Project : 911633 Mode : 4 Setting : 17.5</p>	Left blank



WIFI	Band 1 5150~5250MHz Band Edge @ 3m	
ANT	802.11ac VHT20 CH44 5220MHz - L	
1	Horizontal	Fundamental
<p>Peak</p>	<p>Site : 03CH15-HY Condition : PEAK_BE_74 3m 91200_15_1620 HORIZONTAL Detector : Peak Project : 911633 Mode : 5</p>	<p>Site : 03CH15-HY Condition : PEAK(LIMB) 3m 91200_15_1620 HORIZONTAL Detector : Peak Project : 911633 Mode : 5</p>
<p>Avg.</p>	<p>Site : 03CH15-HY Condition : AVG_BE_54 3m 91200_15_1620 HORIZONTAL Detector : Peak Project : 911633 Mode : 5</p>	<p>Left blank</p>

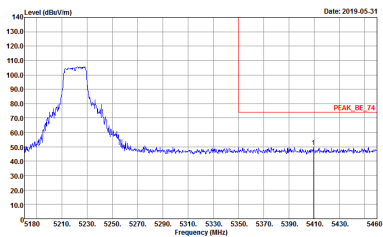
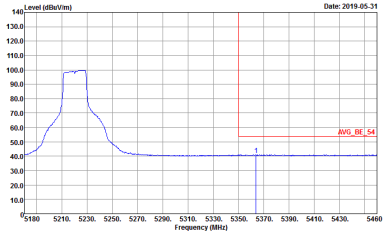


WIFI	Band 1 5150~5250MHz Band Edge @ 3m	
ANT	802.11ac VHT20 CH44 5220MHz - R	
1	Horizontal	Fundamental
<p>Peak</p>	 <p>Site : 03CH15-HY Condition : PEAK_BE_74 3m 9120D_15_1620 HORIZONTAL Detector : Peak Project : 911633 Mode : 5</p>	<p>Left blank</p>
<p>Avg.</p>	 <p>Site : 03CH15-HY Condition : AVG_BE_54 3m 9120D_15_1620 HORIZONTAL Detector : Peak Project : 911633 Mode : 5</p>	<p>Left blank</p>

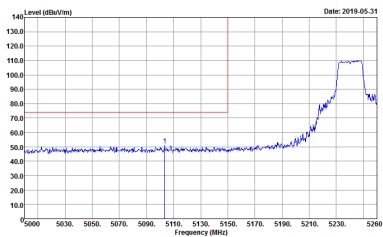
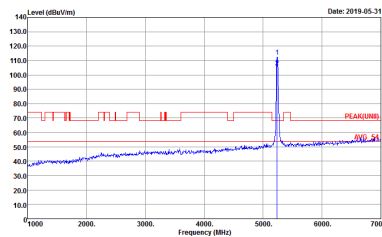
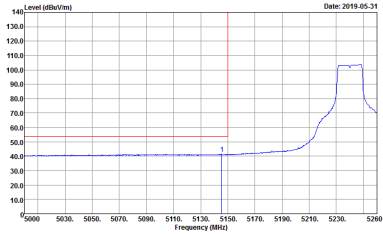


WIFI	Band 1 5150~5250MHz Band Edge @ 3m	
ANT	802.11ac VHT20 CH44 5220MHz - L	
1	Vertical	Fundamental
Peak	<p>Date: 2019-05-31</p> <p>Site : 03CH15-HY Condition : PEAK_BE_74 3m 91200_15_1620 VERTICAL : RBW:1000.000KHz VBW:3000.000KHz SWT:Auto Detector : Peak Project : 911633 Mode : 5</p>	<p>Date: 2019-05-31</p> <p>Site : 03CH15-HY Condition : PEAK(LINII) 3m 91200_15_1620 VERTICAL : RBW:1000.000KHz VBW:3000.000KHz SWT:Auto Detector : Peak Project : 911633 Mode : 5</p>
Avg.	<p>Date: 2019-05-31</p> <p>Site : 03CH15-HY Condition : AVG_BE_54 3m 91200_15_1620 VERTICAL : RBW:1000.000KHz VBW:1000KHz SWT:Auto Detector : Peak Project : 911633 Mode : 5</p>	Left blank

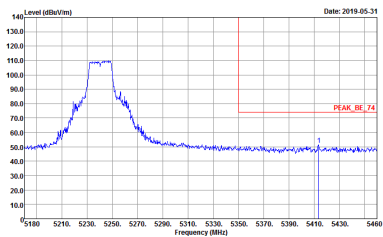
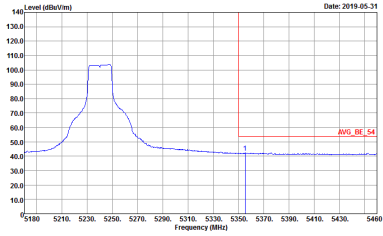


WIFI	Band 1 5150~5250MHz Band Edge @ 3m	
ANT	802.11ac VHT20 CH44 5220MHz - R	
1	Vertical	Fundamental
<p>Peak</p>	 <p>Site : 03CH15-HY Condition : PEAK_BE_74 3m 9120D_15_1620 VERTICAL Detector : Peak Project : 911633 Mode : 5</p>	<p>Left blank</p>
<p>Avg.</p>	 <p>Site : 03CH15-HY Condition : AVG_BE_54 3m 9120D_15_1620 VERTICAL Detector : Peak Project : 911633 Mode : 5</p>	<p>Left blank</p>



WIFI	Band 1 5150~5250MHz Band Edge @ 3m	
ANT	802.11ac VHT20 CH48 5240MHz - L	
1	Horizontal	Fundamental
Peak	 <p>Date: 2019-05-31</p> <p>Site : 03CH15-HY Condition : PEAK_BE_74 3m 91200_15_1620 HORIZONTAL RBW:1000.000KHz VBW:3000.000KHz SWT:Auto Detector : Peak Project : 911633 Mode : 6</p>	 <p>Date: 2019-05-31</p> <p>Site : 03CH15-HY Condition : PEAKUNII] 3m 91200_15_1620 HORIZONTAL RBW:1000.000KHz VBW:3000.000KHz SWT:Auto Detector : Peak Project : 911633 Mode : 6</p>
Avg.	 <p>Date: 2019-05-31</p> <p>Site : 03CH15-HY Condition : AVG_BE_54 3m 91200_15_1620 HORIZONTAL RBW:1000.000KHz VBW:1000KHz SWT:Auto Detector : Peak Project : 911633 Mode : 6</p>	Left blank

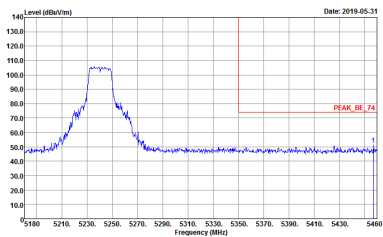
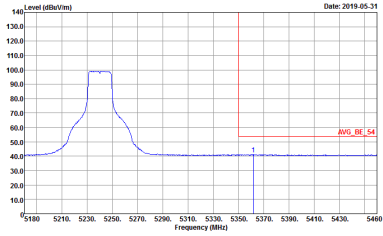


WIFI	Band 1 5150~5250MHz Band Edge @ 3m	
ANT	802.11ac VHT20 CH48 5240MHz - R	
1	Horizontal	Fundamental
<p>Peak</p>	 <p>Site : 03CH15-HY Condition : PEAK_BE_74 3m 9120D_15_1620 HORIZONTAL Detector : Peak Project : 911633 Mode : G</p>	<p>Left blank</p>
<p>Avg.</p>	 <p>Site : 03CH15-HY Condition : AVG_BE_54 3m 9120D_15_1620 HORIZONTAL Detector : Peak Project : 911633 Mode : G</p>	<p>Left blank</p>



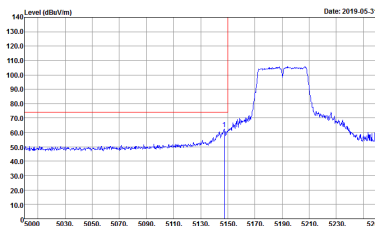
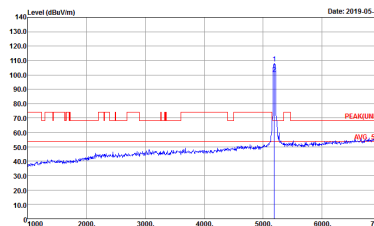
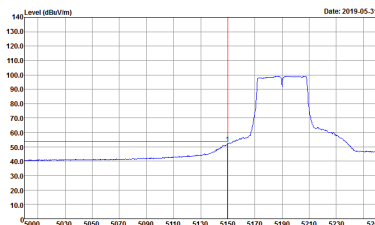
WIFI	Band 1 5150~5250MHz Band Edge @ 3m	
ANT	802.11ac VHT20 CH48 5240MHz - L	
1	Vertical	Fundamental
Peak	<p>Site : 03CH15-HY Condition : PEAK_BE_74 3m 91200_15_1620 VERTICAL Detector : Peak Project : 911633 Mode : 6</p>	<p>Site : 03CH15-HY Condition : PEAK(LINII) 3m 91200_15_1620 VERTICAL Detector : Peak Project : 911633 Mode : 6</p>
Avg.	<p>Site : 03CH15-HY Condition : AVG_BE_54 3m 91200_15_1620 VERTICAL Detector : Peak Project : 911633 Mode : 6</p>	Left blank



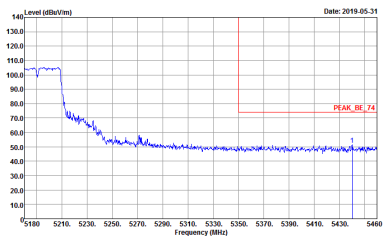
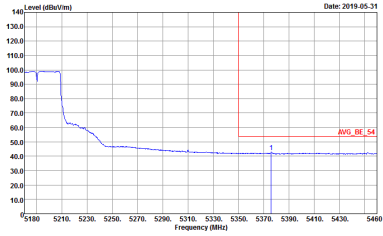
WIFI	Band 1 5150~5250MHz Band Edge @ 3m	
ANT	802.11ac VHT20 CH48 5240MHz - R	
1	Vertical	Fundamental
<p>Peak</p>	 <p>Site : 03CH15-HY Condition : PEAK_BE_74 3m 9120D_15_1620 VERTICAL Detector : Peak Project : 911633 Mode : G</p>	<p>Left blank</p>
<p>Avg.</p>	 <p>Site : 03CH15-HY Condition : AVG_BE_54 3m 9120D_15_1620 VERTICAL Detector : Peak Project : 911633 Mode : G</p>	<p>Left blank</p>



Band 1 5150~5250MHz
WIFI 802.11ac VHT40 (Band Edge @ 3m)

WIFI	Band 1 5150~5250MHz Band Edge @ 3m	
ANT	802.11ac VHT40 CH38 5190MHz - L	
1	Horizontal	Fundamental
<p>Peak</p>	 <p>Site : 03CH15-HY Condition : PEAK_BE_74 3m 91200_15_1620 HORIZONTAL RBW:1000.000KHz VBW:3000.000KHz SWT:Auto Detector : Peak Project : 911633 Mode : 7 Setting : 15.5</p>	 <p>Site : 03CH15-HY Condition : PEAK(UNIT) 3m 91200_15_1620 HORIZONTAL RBW:1000.000KHz VBW:3000.000KHz SWT:Auto Detector : Peak Project : 911633 Mode : 7 Setting : 15.5</p>
<p>Avg.</p>	 <p>Site : 03CH15-HY Condition : AVG_BE_54 3m 91200_15_1620 HORIZONTAL RBW:1000.000KHz VBW:1.000KHz SWT:Auto Detector : Peak Project : 911633 Mode : 7 Setting : 15.5</p>	<p align="center">Left blank</p>

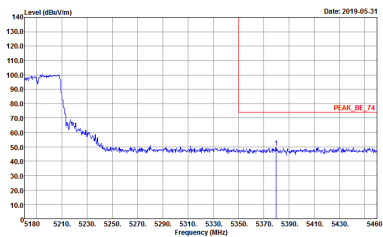
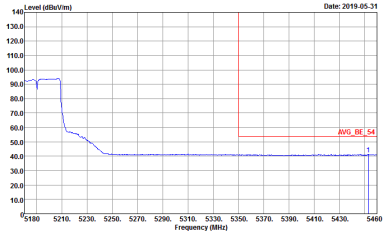


WIFI	Band 1 5150~5250MHz Band Edge @ 3m	
ANT	802.11ac VHT40 CH38 5190MHz - R	
1	Horizontal	Fundamental
<p>Peak</p>	 <p>Site : 03CH15-HY Condition : PEAK_BE_74 3m 91200_15_1620 HORIZONTAL Detector : Peak Project : 911633 Mode : 7 Setting : 15.5</p>	<p>Left blank</p>
<p>Avg.</p>	 <p>Site : 03CH15-HY Condition : AVG_BE_54 3m 91200_15_1620 HORIZONTAL Detector : Peak Project : 911633 Mode : 7 Setting : 15.5</p>	<p>Left blank</p>



WIFI	Band 1 5150~5250MHz Band Edge @ 3m	
ANT	802.11ac VHT40 CH38 5190MHz - L	
1	Vertical	Fundamental
<p>Peak</p>	<p>Date: 2019-05-31</p> <p>Site : 03CH15-HY Condition : PEAK_BE_74 3m 91200_15_1620 VERTICAL RBW:1000.000KHz VBW:3000.000KHz SWT:Auto Detector : Peak Project : 911633 Mode : 7 Setting : 15.5</p>	<p>Date: 2019-05-31</p> <p>Site : 03CH15-HY Condition : PEAK(UNII) 3m 91200_15_1620 VERTICAL RBW:1000.000KHz VBW:3000.000KHz SWT:Auto Detector : Peak Project : 911633 Mode : 7 Setting : 15.5</p>
<p>Avg.</p>	<p>Date: 2019-05-31</p> <p>Site : 03CH15-HY Condition : AVG_BE_54 3m 91200_15_1620 VERTICAL RBW:1000.000KHz VBW:1000KHz SWT:Auto Detector : Peak Project : 911633 Mode : 7 Setting : 15.5</p>	<p>Left blank</p>

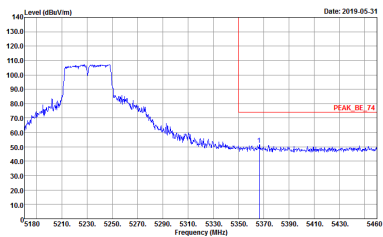
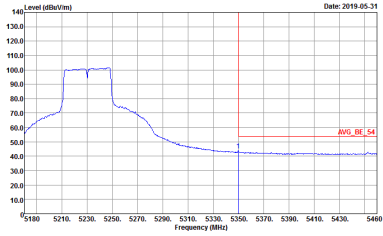


WIFI	Band 1 5150~5250MHz Band Edge @ 3m	
ANT	802.11ac VHT40 CH38 5190MHz - R	
1	Vertical	Fundamental
<p>Peak</p>	 <p>Site : 03CH15-HY Condition : PEAK_BE_74 3m 9120D_15_1620 VERTICAL RBW:1000.000KHz VBW:3000.000KHz SWT:Auto Detector : Peak Project : 911633 Mode : 7 Setting : 15.5</p>	<p>Left blank</p>
<p>Avg.</p>	 <p>Site : 03CH15-HY Condition : AVG_BE_54 3m 9120D_15_1620 VERTICAL RBW:1000.000KHz VBW:1000KHz SWT:Auto Detector : Peak Project : 911633 Mode : 7 Setting : 15.5</p>	<p>Left blank</p>

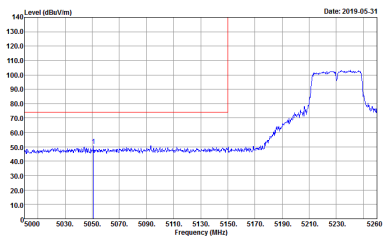
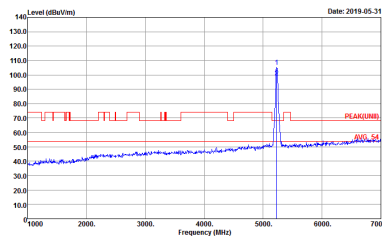
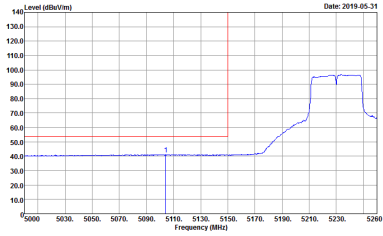


WIFI	Band 1 5150~5250MHz Band Edge @ 3m	
ANT	802.11ac VHT40 CH46 5230MHz - L	
1	Horizontal	Fundamental
Peak	<p>Site : 03CH15-HY Condition : PEAK_BE_74 3m 91200_15_1620 HORIZONTAL RBW:1000.000KHz VBW:3000.000KHz SWT:Auto Detector : Peak Project : 911633 Mode : B</p>	<p>Site : 03CH15-HY Condition : PEAK(UNII) 3m 91200_15_1620 HORIZONTAL RBW:1000.000KHz VBW:3000.000KHz SWT:Auto Detector : Peak Project : 911633 Mode : B</p>
Avg.	<p>Site : 03CH15-HY Condition : AVG_BE_54 3m 91200_15_1620 HORIZONTAL RBW:1000.000KHz VBW:1000KHz SWT:Auto Detector : Peak Project : 911633 Mode : B</p>	Left blank

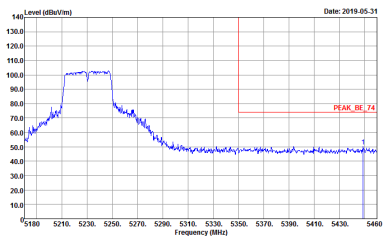
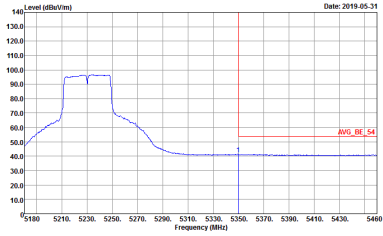


WIFI	Band 1 5150~5250MHz Band Edge @ 3m	
ANT	802.11ac VHT40 CH46 5230MHz - R	
1	Horizontal	Fundamental
<p>Peak</p>	 <p>Site : 03CH15-HY Condition : PEAK_BE_74 3m 91200_15_1620 HORIZONTAL Detector : Peak Project : 911633 Mode : B</p>	<p>Left blank</p>
<p>Avg.</p>	 <p>Site : 03CH15-HY Condition : AVG_BE_54 3m 91200_15_1620 HORIZONTAL Detector : Peak Project : 911633 Mode : B</p>	<p>Left blank</p>



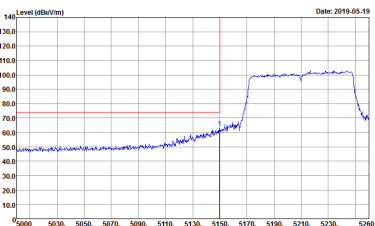
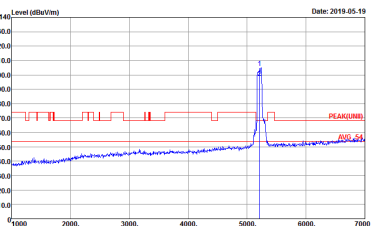
WIFI	Band 1 5150~5250MHz Band Edge @ 3m	
ANT	802.11ac VHT40 CH46 5230MHz - L	
1	Vertical	Fundamental
Peak	 <p>Site : 03CH15-HY Condition : PEAK_BE_74 3m 91200_15_1620 VERTICAL Detector : Peak Project : 911633 Mode : B</p>	 <p>Site : 03CH15-HY Condition : PEAK(UNII) 3m 91200_15_1620 VERTICAL Detector : Peak Project : 911633 Mode : B</p>
Avg.	 <p>Site : 03CH15-HY Condition : AVG_BE_54 3m 91200_15_1620 VERTICAL Detector : Peak Project : 911633 Mode : B</p>	Left blank



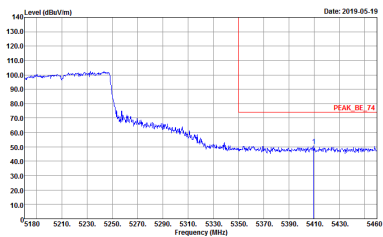
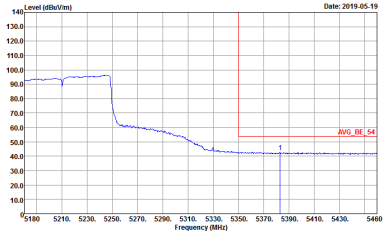
WIFI	Band 1 5150~5250MHz Band Edge @ 3m	
ANT	802.11ac VHT40 CH46 5230MHz - R	
1	Vertical	Fundamental
<p>Peak</p>	 <p>Site : 03CH15-HY Condition : PEAK_BE_74 3m 9120D_15_1620 VERTICAL Detector : Peak Project : 911633 Mode : B</p>	<p>Left blank</p>
<p>Avg.</p>	 <p>Site : 03CH15-HY Condition : AVG_BE_54 3m 9120D_15_1620 VERTICAL Detector : Peak Project : 911633 Mode : B</p>	<p>Left blank</p>



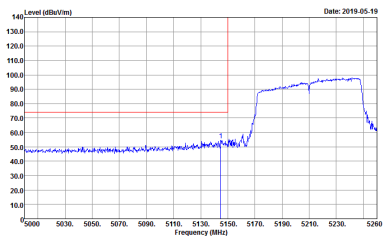
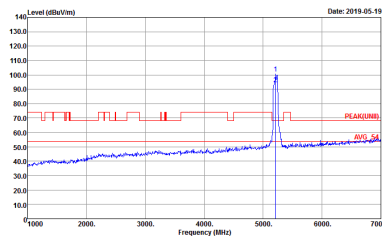
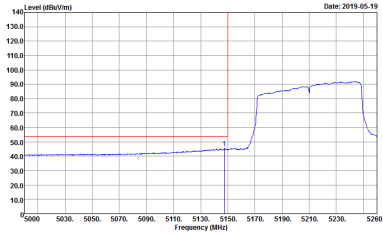
Band 1 5150~5250MHz
WIFI 802.11ac VHT80 (Band Edge @ 3m)

WIFI	Band 1 5150~5250MHz Band Edge @ 3m	
ANT	802.11ac VHT80 CH42 5210MHz - L	
1	Horizontal	Fundamental
<p>Peak</p>	 <p>Site : 03CH15-HY Condition : PEAK_BE_74 3m 91200_15_1620 HORIZONTAL RBW:1000.000KHz VBW:3000.000KHz SWT:Auto Detector : Peak Project : 911633 Mode : 9 Setting : 14</p>	 <p>Site : 03CH15-HY Condition : PEAK(UNIT) 3m 91200_15_1620 HORIZONTAL RBW:1000.000KHz VBW:3000.000KHz SWT:Auto Detector : Peak Project : 911633 Mode : 9 Setting : 14</p>
<p>Avg.</p>	 <p>Site : 03CH15-HY Condition : AVG_BE_54 3m 91200_15_1620 HORIZONTAL RBW:1000.000KHz VBW:3.000KHz SWT:Auto Detector : Peak Project : 911633 Mode : 9 Setting : 14</p>	<p align="center">Left blank</p>

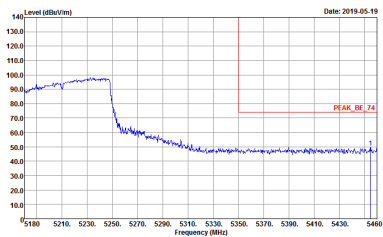
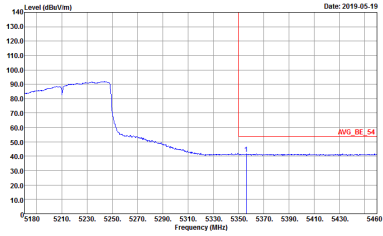


WIFI	Band 1 5150~5250MHz Band Edge @ 3m	
ANT	802.11ac VHT80 CH42 5210MHz - R	
1	Horizontal	Fundamental
<p>Peak</p>	 <p>Site : 03CH15-HY Condition : PEAK_BE_74 3m 91200_15_1620 HORIZONTAL : RBW:1000.000KHz VBW:3000.000KHz SWT:Auto Detector : Peak Project : 911633 Mode : 9 Setting : 14</p>	<p>Left blank</p>
<p>Avg.</p>	 <p>Site : 03CH15-HY Condition : AVG_BE_54 3m 91200_15_1620 HORIZONTAL : RBW:1000.000KHz VBW:3.000KHz SWT:Auto Detector : Peak Project : 911633 Mode : 9 Setting : 14</p>	<p>Left blank</p>



WIFI	Band 1 5150~5250MHz Band Edge @ 3m	
ANT	802.11ac VHT80 CH42 5210MHz - L	
1	Vertical	Fundamental
Peak	 <p>Date: 2019-05-19</p> <p>Site : 03CH15-HY Condition : PEAK_BE_74 3m 91200_15_1620 VERTICAL RBW:1000.000KHz VBW:3000.000KHz SWT:Auto Detector : Peak Project : 911633 Mode : 9 Setting : 14</p>	 <p>Date: 2019-05-19</p> <p>Site : 03CH15-HY Condition : PEAK(LINII) 3m 91200_15_1620 VERTICAL RBW:1000.000KHz VBW:3000.000KHz SWT:Auto Detector : Peak Project : 911633 Mode : 9 Setting : 14</p>
Avg.	 <p>Date: 2019-05-19</p> <p>Site : 03CH15-HY Condition : AVG_BE_54 3m 91200_15_1620 VERTICAL RBW:1000.000KHz VBW:3000.000KHz SWT:Auto Detector : Peak Project : 911633 Mode : 9 Setting : 14</p>	Left blank



WIFI	Band 1 5150~5250MHz Band Edge @ 3m	
ANT	802.11ac VHT80 CH42 5210MHz - R	
1	Vertical	Fundamental
<p>Peak</p>	 <p>Site : 03CH15-HY Condition : PEAK_BE_74 3m 9120D_15_1620 VERTICAL : RBW:1000.000KHz VBW:3000.000KHz SWT:Auto Detector : Peak Project : 911633 Mode : 9 Setting : 14</p>	<p>Left blank</p>
<p>Avg.</p>	 <p>Site : 03CH15-HY Condition : AVG_BE_54 3m 9120D_15_1620 VERTICAL : RBW:1000.000KHz VBW:3.000KHz SWT:Auto Detector : Peak Project : 911633 Mode : 9 Setting : 14</p>	<p>Left blank</p>

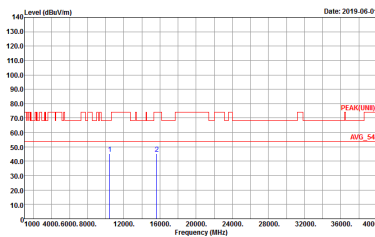
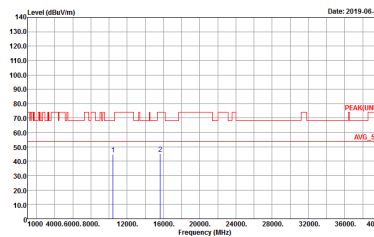


Band 1 - 5150~5250MHz

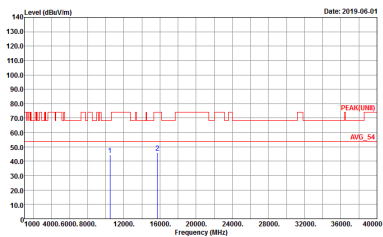
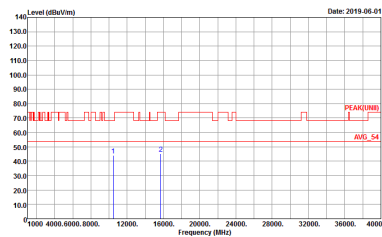
WIFI 802.11a (Harmonic @ 3m)

WIFI	Band 1 5150~5250MHz Harmonic @ 3m	
ANT	802.11a CH36 5180MHz	
1	Horizontal	Vertical
Peak Avg.	<p>Site : 09CH15-HY Condition : PEAR(LINE1) 3m 91200_15_1620 HORIZONTAL Detector : Peak Project : 911633 Mode : 1</p>	<p>Site : 09CH15-HY Condition : PEAR(LINE1) 3m 91200_15_1620 VERTICAL Detector : Peak Project : 911633 Mode : 1</p>



WIFI	Band 1 5150~5250MHz Harmonic @ 3m	
ANT	802.11a CH44 5220MHz	
1	Horizontal	Vertical
<p>Peak</p> <p>Avg.</p>	 <p>Site : 03CH15-11Y Condition : PEAK(LINEI) 3m 91200_15_1620 HORIZONTAL Detector : Peak Project : 911633 Mode : Z</p>	 <p>Site : 03CH15-11Y Condition : PEAK(LINEI) 3m 91200_15_1620 VERTICAL Detector : Peak Project : 911633 Mode : Z</p>



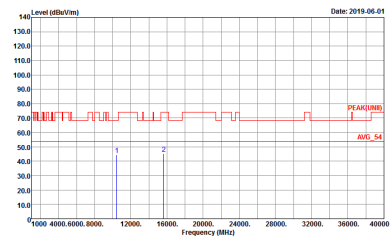
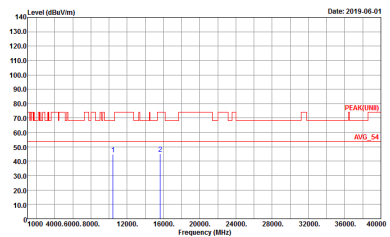
WIFI	Band 1 5150~5250MHz Harmonic @ 3m	
ANT	802.11a CH48 5240MHz	
1	Horizontal	Vertical
<p>Peak</p> <p>Avg.</p>	 <p>Site : 03CH5-11Y Condition : PEAK(LINE) 3m 91200_15_1620 HORIZONTAL Detector : Peak Project : 911633 Mode : 3</p>	 <p>Site : 03CH5-11Y Condition : PEAK(LINE) 3m 91200_15_1620 VERTICAL Detector : Peak Project : 911633 Mode : 3</p>



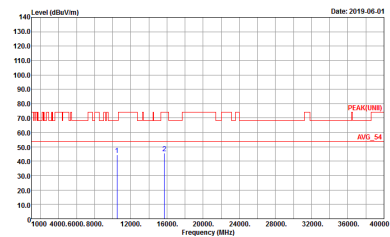
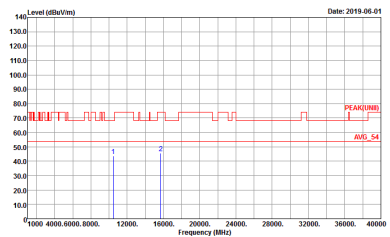
**Band 1 5150~5250MHz
WIFI 802.11ac VHT20 (Harmonic @ 3m)**

WIFI	Band 1 5150~5250MHz Harmonic @ 3m	
ANT	802.11ac VHT20 CH36 5180MHz	
1	Horizontal	Vertical
Peak Avg.	<p>Site : 03CH15-FY Condition : PEAK(LIMIT) 3m 91200_15_1620 HORIZONTAL Detector : Peak Project : 911633 Mode : 4</p>	<p>Site : 03CH15-FY Condition : PEAK(LIMIT) 3m 91200_15_1620 VERTICAL Detector : Peak Project : 911633 Mode : 4</p>



WIFI	Band 1 5150~5250MHz Harmonic @ 3m	
ANT	802.11ac VHT20 CH44 5220MHz	
1	Horizontal	Vertical
<p>Peak</p> <p>Avg.</p>	 <p>Site : 03CH15-11Y Condition : PEAK(LINEI) 3m 9120D_15_1620 HORIZONTAL Detector : Peak Project : 911633 Mode : -5</p>	 <p>Site : 03CH15-11Y Condition : PEAK(LINEI) 3m 9120D_15_1620 VERTICAL Detector : Peak Project : 911633 Mode : -5</p>



WIFI	Band 1 5150~5250MHz Harmonic @ 3m	
ANT	802.11ac VHT20 CH48 5240MHz	
1	Horizontal	Vertical
<p>Peak</p> <p>Avg.</p>	 <p>Site : 03CH15-11Y Condition : PEA(LUNII) 3m 9120D_15_1620 HORIZONTAL Detector : Peak Project : 911633 Mode : -6</p>	 <p>Site : 03CH15-11Y Condition : PEA(LUNII) 3m 9120D_15_1620 VERTICAL Detector : Peak Project : 911633 Mode : -6</p>



**Band 1 5150~5250MHz
WIFI 802.11ac VHT40 (Harmonic @ 3m)**

WIFI	Band 1 5150~5250MHz Harmonic @ 3m	
ANT	802.11ac VHT40 CH38 5190MHz	
1	Horizontal	Vertical
Peak Avg.	<p> Site : 03CH15-HY Condition : PEAK(LIMIT) 3m 91200_15_1620 HORIZONTAL Detector : Peak Project : 911633 Mode : 7 </p>	<p> Site : 03CH15-HY Condition : PEAK(LIMIT) 3m 91200_15_1620 VERTICAL Detector : Peak Project : 911633 Mode : 7 </p>



WIFI	Band 1 5150~5250MHz Harmonic @ 3m	
ANT	802.11ac VHT40 CH46 5230MHz	
1	Horizontal	Vertical
Peak Avg.	<p>Site : 03CH15-11Y Condition : PEA(LUNEE) 3m 9120D_15_1620 HORIZONTAL Detector : Peak Project : 911633 Mode : S</p>	<p>Site : 03CH15-11Y Condition : PEA(LUNEE) 3m 9120D_15_1620 VERTICAL Detector : Peak Project : 911633 Mode : S</p>



**Band 1 5150~5250MHz
WIFI 802.11ac VHT80 (Harmonic @ 3m)**

WIFI	Band 1 5150~5250MHz Harmonic @ 3m	
ANT	802.11ac VHT80 CH42 5210MHz	
1	Horizontal	Vertical
Peak Avg.	<p>Site : 03CH15-HY Condition : PEAK(LNII) 3m 91200_15_1620 HORIZONTAL Detector : Peak Project : 911633 Mode : 9</p>	<p>Site : 03CH15-HY Condition : PEAK(LNII) 3m 91200_15_1620 VERTICAL Detector : Peak Project : 911633 Mode : 9</p>



Band 2 - 5250~5350MHz
WIFI 802.11a (Band Edge @ 3m)

WIFI	Band 2 5250~5350MHz Band Edge @ 3m	
ANT	802.11a CH52 5260MHz - L	
1	Horizontal	Fundamental
Peak	<p>Site : 03CH15-HY Condition : PEAK_BE_74 3m 91200_15_1620 HORIZONTAL RBW:1000.000KHz VBW:3000.000KHz SWT:Auto Detector : Peak Project : 911633 Mode : 10</p>	<p>Site : 03CH15-HY Condition : PEAK(LINE) 3m 91200_15_1620 HORIZONTAL RBW:1000.000KHz VBW:3000.000KHz SWT:Auto Detector : Peak Project : 911633 Mode : 10</p>
Avg.	<p>Site : 03CH15-HY Condition : AV6_BE_54 3m 91200_15_1620 HORIZONTAL RBW:1000.000KHz VBW:1000KHz SWT:Auto Detector : Peak Project : 911633 Mode : 10</p>	Left blank

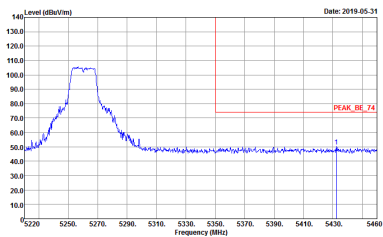
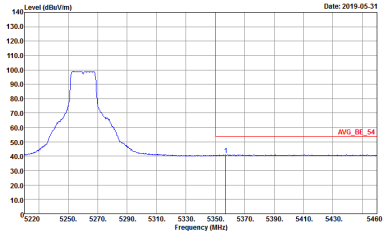


WIFI	Band 2 5250~5350MHz Band Edge @ 3m	
ANT	802.11a CH52 5260MHz - R	
1	Horizontal	Fundamental
<p>Peak</p>	<p>Site : 03CH15-HY Condition : PEAK_BE_74 3m 9120D_15_1620 HORIZONTAL Detector : Peak Project : 911633 Mode : ID</p>	<p>Left blank</p>
<p>Avg.</p>	<p>Site : 03CH15-HY Condition : AVG_BE_54 3m 9120D_15_1620 HORIZONTAL Detector : Peak Project : 911633 Mode : ID</p>	<p>Left blank</p>

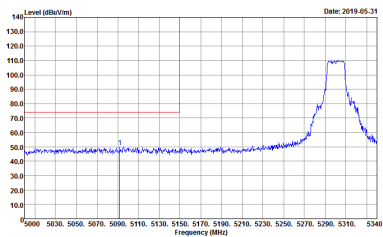
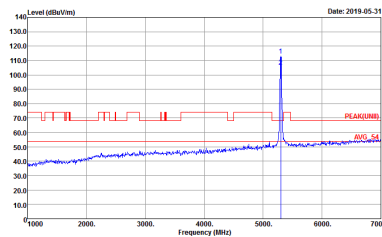
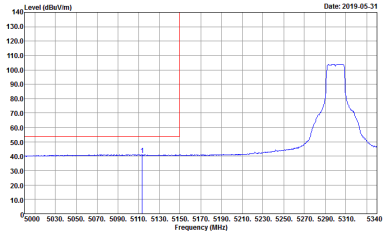


WIFI	Band 2 5250~5350MHz Band Edge @ 3m	
ANT	802.11a CH52 5260MHz - L	
1	Vertical	Fundamental
Peak	<p>Date: 2019-05-31</p> <p>Site : 03CH15-HY Condition : PEAK_BE_74 3m 91200_15_1620 VERTICAL Detector : Peak Project : 911633 Mode : 10</p>	<p>Date: 2019-05-31</p> <p>Site : 03CH15-HY Condition : PEAK(LINII) 3m 91200_15_1620 VERTICAL Detector : Peak Project : 911633 Mode : 10</p>
Avg.	<p>Date: 2019-05-31</p> <p>Site : 03CH15-HY Condition : AVG_BE_54 3m 91200_15_1620 VERTICAL Detector : Peak Project : 911633 Mode : 10</p>	Left blank

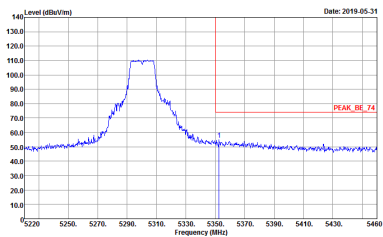
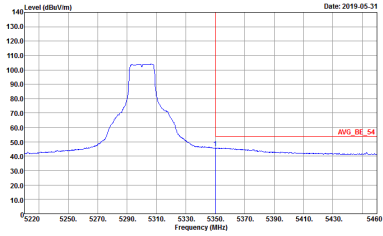


WIFI	Band 2 5250~5350MHz Band Edge @ 3m	
ANT	802.11a CH52 5260MHz - R	
1	Vertical	Fundamental
Peak	 <p>Site : 03CH15-HY Condition : PEAK_BE_74 3m 9120D_15_1620 VERTICAL Detector : Peak Project : 911633 Mode : ID</p>	Left blank
Avg.	 <p>Site : 03CH15-HY Condition : AVG_BE_54 3m 9120D_15_1620 VERTICAL Detector : Peak Project : 911633 Mode : ID</p>	Left blank

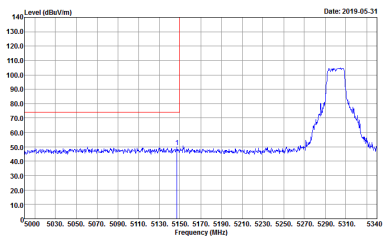
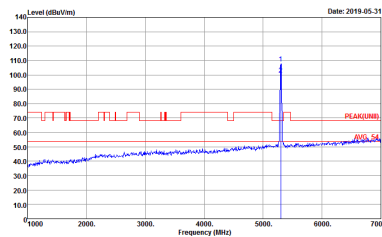
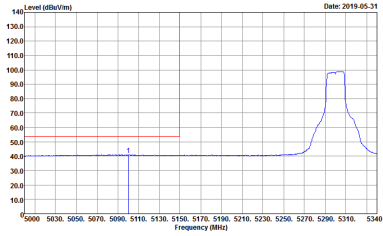


WIFI	Band 2 5250~5350MHz Band Edge @ 3m	
ANT	802.11a CH60 5300MHz - L	
1	Horizontal	Fundamental
Peak	 <p>Date: 2019-05-31</p> <p>Site : 03CH15-HY Condition : PEAK_BE_74 3m 91200_15_1620 HORIZONTAL RBW:1000.000KHz VBW:3000.000KHz SWT:Auto Detector : Peak Project : 911633 Mode : 11</p>	 <p>Date: 2019-05-31</p> <p>Site : 03CH15-HY Condition : PEAKUNII 3m 91200_15_1620 HORIZONTAL RBW:1000.000KHz VBW:3000.000KHz SWT:Auto Detector : Peak Project : 911633 Mode : 11</p>
Avg.	 <p>Date: 2019-05-31</p> <p>Site : 03CH15-HY Condition : AVG_BE_54 3m 91200_15_1620 HORIZONTAL RBW:1000.000KHz VBW:1000KHz SWT:Auto Detector : Peak Project : 911633 Mode : 11</p>	Left blank

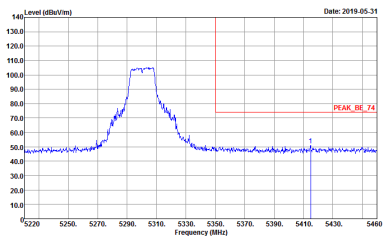
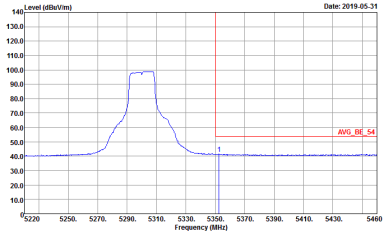


WIFI	Band 2 5250~5350MHz Band Edge @ 3m	
ANT	802.11a CH60 5300MHz - R	
1	Horizontal	Fundamental
Peak	 <p>Site : 03CH15-HY Condition : PEAK_BE_74 3m 91200_15_1620 HORIZONTAL Detector : Peak Project : 911633 Mode : 11</p>	Left blank
Avg.	 <p>Site : 03CH15-HY Condition : AVG_BE_54 3m 91200_15_1620 HORIZONTAL Detector : Peak Project : 911633 Mode : 11</p>	Left blank

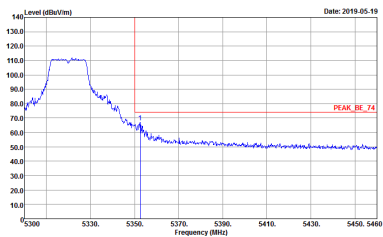
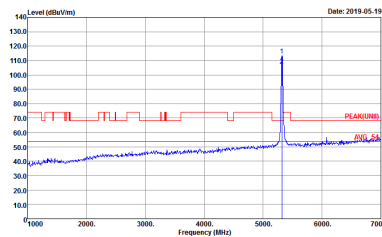
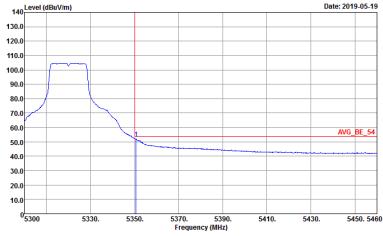


WIFI	Band 2 5250~5350MHz Band Edge @ 3m	
ANT	802.11a CH60 5300MHz - L	
1	Vertical	Fundamental
Peak	 <p>Site : 03CH15-HY Condition : PEAK_BE_74 3m 91200_15_1620 VERTICAL Detector : Peak Project : 911633 Mode : 11</p>	 <p>Site : 03CH15-HY Condition : PEAK(LINII) 3m 91200_15_1620 VERTICAL Detector : Peak Project : 911633 Mode : 11</p>
Avg.	 <p>Site : 03CH15-HY Condition : AVG_BE_54 3m 91200_15_1620 VERTICAL Detector : Peak Project : 911633 Mode : 11</p>	Left blank

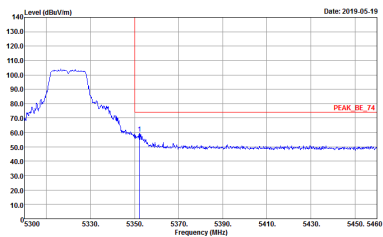
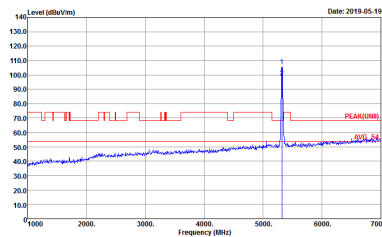
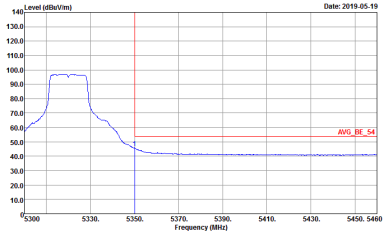


WIFI	Band 2 5250~5350MHz Band Edge @ 3m	
ANT	802.11a CH60 5300MHz - R	
1	Vertical	Fundamental
Peak	 <p>Site : 03CH15-HY Condition : PEAK_BE_74 3m 9120D_15_1620 VERTICAL Detector : Peak Project : 911633 Mode : 11</p>	Left blank
Avg.	 <p>Site : 03CH15-HY Condition : AVG_BE_54 3m 9120D_15_1620 VERTICAL Detector : Peak Project : 911633 Mode : 11</p>	Left blank



WIFI	Band 2 5250~5350MHz Band Edge @ 3m	
ANT	802.11a CH64 5320MHz	
1	Horizontal	Fundamental
<p>Peak</p>	 <p>Site : 03CH15-HY Condition : PEAK_BE_74 3m 91200_15_1620 HORIZONTAL RBW:1000.000KHz VBW:3000.000KHz SWT:Auto Detector : Peak Project : 911633 Mode : 12 Setting : 18</p>	 <p>Site : 03CH15-HY Condition : PEAK(LINII) 3m 91200_15_1620 HORIZONTAL RBW:1000.000KHz VBW:3000.000KHz SWT:Auto Detector : Peak Project : 911633 Mode : 12 Setting : 18</p>
<p>Avg.</p>	 <p>Site : 03CH15-HY Condition : AVG_BE_54 3m 91200_15_1620 HORIZONTAL RBW:1000.000KHz VBW:1000KHz SWT:Auto Detector : Peak Project : 911633 Mode : 12 Setting : 18</p>	<p>Left blank</p>



WIFI	Band 2 5250~5350MHz Band Edge @ 3m	
ANT	802.11a CH64 5320MHz	
1	Vertical	Fundamental
<p>Peak</p>	 <p>Site : 03CH15-HY Condition : PEAK_BE_74 3m 91200_15_1620 VERTICAL RBW:1000.000KHz VBW:3000.000KHz SWT:Auto Detector : Peak Project : 911633 Mode : 12 Setting : 18</p>	 <p>Site : 03CH15-HY Condition : PEAK(LNII) 3m 91200_15_1620 VERTICAL RBW:1000.000KHz VBW:3000.000KHz SWT:Auto Detector : Peak Project : 911633 Mode : 12 Setting : 18</p>
<p>Avg.</p>	 <p>Site : 03CH15-HY Condition : AVG_BE_54 3m 91200_15_1620 VERTICAL RBW:1000.000KHz VBW:1000KHz SWT:Auto Detector : Peak Project : 911633 Mode : 12 Setting : 18</p>	<p>Left blank</p>