



# FCC RF Test Report

**APPLICANT** : Zebra Technologies Corporation  
**EQUIPMENT** : Enterprise Tablet  
**BRAND NAME** : Zebra  
**MODEL NAME** : ET55BE  
**FCC ID** : UZ7ET55BE  
**STANDARD** : FCC Part 15 Subpart E §15.407  
**CLASSIFICATION** : (NII) Unlicensed National Information Infrastructure

The product was received on May 03, 2016 and testing was completed on Jun. 29. 2016. We, SPORTON INTERNATIONAL INC., would like to declare that the tested sample has been evaluated in accordance with the test procedures and has been in compliance with the applicable technical standards.

The test results in this report apply exclusively to the tested model / sample. Without written approval of SPORTON INTERNATIONAL INC., the test report shall not be reproduced except in full.

---

Reviewed by: Joseph Lin / Supervisor

---

Approved by: Jones Tsai / Manager

**SPORTON INTERNATIONAL INC.****No. 52, Hwa Ya 1<sup>st</sup> Rd., Hwa Ya Technology Park, Kwei-Shan District, Tao Yuan City, Taiwan, R.O.C.****SPORTON INTERNATIONAL INC.**

TEL : 886-3-327-3456

FAX : 886-3-328-4978

FCC ID : UZ7ET55BE

Page Number : 1 of 58

Report Issued Date : Jul. 01, 2016

Report Version : Rev. 02

Report Template No.: BU5-FR15EWLAC MA Version 1.4



## TABLE OF CONTENTS

<b>REVISION HISTORY .....</b>	<b>3</b>
<b>SUMMARY OF TEST RESULT .....</b>	<b>4</b>
<b>1 GENERAL DESCRIPTION .....</b>	<b>5</b>
1.1 Applicant .....	5
1.2 Manufacturer .....	5
1.3 Product Feature of Equipment Under Test .....	5
1.4 Product Specification of Equipment Under Test .....	6
1.5 Modification of EUT .....	9
1.6 Testing Location .....	9
1.7 Applicable Standards .....	9
<b>2 TEST CONFIGURATION OF EQUIPMENT UNDER TEST .....</b>	<b>10</b>
2.1 Carrier Frequency and Channel .....	11
2.2 Pre-Scanned RF Power .....	12
2.3 Test Mode .....	24
2.4 Connection Diagram of Test System .....	27
2.5 Support Unit used in test configuration and system .....	29
2.6 EUT Operation Test Setup .....	29
2.7 Measurement Results Explanation Example .....	30
<b>3 TEST RESULT .....</b>	<b>31</b>
3.1 26dB & 99% Occupied Bandwidth Measurement .....	31
3.2 Maximum Conducted Output Power Measurement .....	35
3.3 Power Spectral Density Measurement .....	40
3.4 Unwanted Emissions Measurement .....	44
3.5 AC Conducted Emission Measurement .....	49
3.6 Frequency Stability Measurement .....	53
3.7 Automatically Discontinue Transmission .....	54
3.8 Antenna Requirements .....	55
<b>4 LIST OF MEASURING EQUIPMENT .....</b>	<b>57</b>
<b>5 UNCERTAINTY OF EVALUATION .....</b>	<b>58</b>
<b>APPENDIX A. CONDUCTED TEST RESULTS</b>	
<b>APPENDIX B. RADIATED SPURIOUS EMISSION</b>	
<b>APPENDIX C. RADIATED SPURIOUS EMISSION PLOTS</b>	
<b>APPENDIX D. DUTY CYCLE PLOTS</b>	
<b>APPENDIX E. SETUP PHOTOGRAPHS</b>	



## REVISION HISTORY

REPORT NO.	VERSION	DESCRIPTION	ISSUED DATE
FR650305E	Rev. 01	Initial issue of report	Jun. 22, 2016
FR650305E	Rev. 02	Adding the Beamforming 802.11a conducted power.	Jul. 01, 2016

## SUMMARY OF TEST RESULT

Report Section	FCC Rule	Description	Limit	Result	Remark
3.1	2.1049 15.403(i)	26dB & 99% Bandwidth	-	Pass	-
3.2	15.407(a)	Maximum Conducted Output Power	$\leq 24$ dBm (depend on band)	Pass	-
3.3	15.407(a)	Power Spectral Density	$\leq 11$ dBm (depend on band)	Pass	-
3.4	15.407(b)	Unwanted Emissions	$\leq -17, -27$ dBm (depend on band)&15.209(a)	Pass	Under limit 1.02 dB at 5457.690 MHz
3.5	15.207	AC Conducted Emission	15.207(a)	Pass	Under limit 15.80 dB at 0.870 MHz
3.6	15.407(g)	Frequency Stability	Within Operation Band	Pass	-
3.7	15.407(c)	Automatically Discontinue Transmission	Discontinue Transmission	Pass	-
3.8	15.203 & 15.407(a)	Antenna Requirement	N/A	Pass	-





# 1 General Description

## 1.1 Applicant

**Zebra Technologies Corporation**  
1 Zebra Plaza, Holtsville, NY 11742

## 1.2 Manufacturer

**Zebra Technologies Corporation**  
1 Zebra Plaza, Holtsville, NY 11742

## 1.3 Product Feature of Equipment Under Test

Product Feature	
<b>Equipment</b>	Enterprise Tablet
<b>Brand Name</b>	Zebra
<b>Model Name</b>	ET55BE
<b>FCC ID</b>	UZ7ET55BE
<b>Integrated WWAN Module</b>	Brand Name: Sierra Model Name: EM7355 FCC ID: N7NEM7355
<b>EUT supports Radios application</b>	CDMA/EV-DO/GSM/EGPRS/WCDMA/HSPA/LTE/NFC WLAN 11a/b/g/n HT20/HT40 WLAN 11ac VHT20/VHT40/VHT80 Bluetooth v4.0 EDR/LE
<b>HW Version</b>	DV1
<b>SW Version</b>	5.1.1
<b>FW Version</b>	7.35.205.4
<b>MFD</b>	23-Mar-16
<b>EUT Stage</b>	Identical Prototype

**Remark:** The above EUT's information was declared by manufacturer. Please refer to the specifications or user's manual for more detailed description.



## 1.4 Product Specification of Equipment Under Test

Standards-related Product Specification	
Tx/Rx Channel Frequency Range	5180 MHz ~ 5240 MHz 5260 MHz ~ 5320 MHz 5500 MHz ~ 5580 MHz and 5660 MHz ~ 5700 MHz
Maximum Output Power <Non-TXBF Modes>	<b>&lt;5180 MHz ~ 5240 MHz&gt;</b> <b>SISO &lt;Ant. 1&gt;</b> 802.11a : 11.48 dBm / 0.0141 W 802.11n HT20 : 11.46 dBm / 0.0140 W 802.11n HT40 : 11.46 dBm / 0.0140 W 802.11ac VHT20: 11.47 dBm / 0.0140 W 802.11ac VHT40: 11.46 dBm / 0.0140 W 802.11ac VHT80: 10.85 dBm / 0.0122 W <b>SISO &lt;Ant. 2&gt;</b> 802.11a : 14.86 dBm / 0.0306 W 802.11n HT20 : 14.96 dBm / 0.0313 W 802.11n HT40 : 14.94 dBm / 0.0312 W 802.11ac VHT20: 14.97 dBm / 0.0314 W 802.11ac VHT40: 14.94 dBm / 0.0312 W 802.11ac VHT80: 12.96 dBm / 0.0198 W <b>MIMO &lt;Ant. 1 + 2&gt;</b> 802.11a : 14.41 dBm / 0.0276 W 802.11n HT20 : 14.30 dBm / 0.0269 W 802.11n HT40 : 14.20 dBm / 0.0263 W 802.11ac VHT20: 14.34 dBm / 0.0272 W 802.11ac VHT40: 14.30 dBm / 0.0269 W 802.11ac VHT80: 13.80 dBm / 0.0240 W <b>&lt;5260 MHz ~ 5320 MHz&gt;</b> <b>SISO &lt;Ant. 1&gt;</b> 802.11a : 11.47 dBm / 0.0140 W 802.11n HT20 : 11.45 dBm / 0.0140 W 802.11n HT40 : 11.35 dBm / 0.0136 W 802.11ac VHT20: 11.46 dBm / 0.0140 W 802.11ac VHT40: 11.39 dBm / 0.0138 W 802.11ac VHT80: 10.91 dBm / 0.0123 W <b>SISO &lt;Ant. 2&gt;</b> 802.11a : 14.98 dBm / 0.0315 W 802.11n HT20 : 14.98 dBm / 0.0315 W 802.11n HT40 : 14.99 dBm / 0.0316 W 802.11ac VHT20: 14.99 dBm / 0.0316 W 802.11ac VHT40: 14.99 dBm / 0.0316 W 802.11ac VHT80: 13.08 dBm / 0.0203 W <b>MIMO &lt;Ant. 1 + 2&gt;</b> 802.11a : 14.45 dBm / 0.0279 W 802.11n HT20 : 14.34 dBm / 0.0272 W 802.11n HT40 : 14.29 dBm / 0.0269 W 802.11ac VHT20: 14.43 dBm / 0.0277 W 802.11ac VHT40: 14.38 dBm / 0.0274 W 802.11ac VHT80: 13.91 dBm / 0.0246 W

Product Specification subjective to this standard	
Maximum Output Power <Non-TXBF Modes>	<b>&lt;5500 MHz ~ 5580 MHz and 5660 MHz ~ 5700 MHz&gt;</b> <b>SISO &lt;Ant. 1&gt;</b> 802.11a : 11.96 dBm / 0.0157 W 802.11n HT20 : 11.92 dBm / 0.0156 W 802.11n HT40 : 11.94 dBm / 0.0156 W 802.11ac VHT20: 11.93 dBm / 0.0156 W 802.11ac VHT40: 11.95 dBm / 0.0157 W 802.11ac VHT80: 11.49 dBm / 0.0141 W <b>SISO &lt;Ant. 2&gt;</b> 802.11a : 13.99 dBm / 0.0251 W 802.11n HT20 : 13.94 dBm / 0.0248 W 802.11n HT40 : 13.93 dBm / 0.0247 W 802.11ac VHT20: 13.95 dBm / 0.0248 W 802.11ac VHT40: 13.94 dBm / 0.0248 W 802.11ac VHT80: 13.45 dBm / 0.0221 W <b>MIMO &lt;Ant. 1 + 2&gt;</b> 802.11a : 14.76 dBm / 0.0299 W 802.11n HT20 : 14.60 dBm / 0.0288 W 802.11n HT40 : 14.66 dBm / 0.0292 W 802.11ac VHT20: 14.60 dBm / 0.0288 W 802.11ac VHT40: 14.67 dBm / 0.0293 W 802.11ac VHT80: 14.21 dBm / 0.0264 W
	<b>&lt;5180 MHz ~ 5240 MHz&gt;</b> <b>MIMO &lt;Ant. 1 + 2&gt;</b> 802.11a : 14.17 dBm / 0.0261 W 802.11n HT20 : 14.26 dBm / 0.0267 W 802.11n HT40 : 14.11 dBm / 0.0258 W 802.11ac VHT20: 14.31 dBm / 0.0270 W 802.11ac VHT40: 14.16 dBm / 0.0261 W 802.11ac VHT80: 13.76 dBm / 0.0238 W <b>&lt;5260 MHz ~ 5320 MHz&gt;</b> <b>MIMO &lt;Ant. 1 + 2&gt;</b> 802.11a : 14.11 dBm / 0.0258 W 802.11n HT20 : 14.06 dBm / 0.0255 W 802.11n HT40 : 14.26 dBm / 0.0267 W 802.11ac VHT20: 14.41 dBm / 0.0276 W 802.11ac VHT40: 14.31 dBm / 0.0270 W 802.11ac VHT80: 13.66 dBm / 0.0232 W <b>&lt;5500 MHz ~ 5580 MHz and 5660 MHz ~ 5700 MHz&gt;</b> <b>MIMO &lt;Ant. 1 + 2&gt;</b> 802.11a : 14.35 dBm / 0.0272 W 802.11n HT20 : 14.51 dBm / 0.0282 W 802.11n HT40 : 14.33 dBm / 0.0271 W 802.11ac VHT20: 14.52 dBm / 0.0283 W 802.11ac VHT40: 14.43 dBm / 0.0277 W 802.11ac VHT80: 14.13 dBm / 0.0259 W

Product Specification subjective to this standard			
99% Occupied Bandwidth <Non-TXBF Modes>	802.11a : 18.40 MHz 802.11n HT20 : 19.25 MHz 802.11n HT40 : 36.80 MHz 802.11ac VHT20 : 19.25 MHz 802.11ac VHT40 : 36.80 MHz 802.11ac VHT80 : 76.08 MHz		
	802.11n HT20 : 19.10 MHz 802.11n HT40 : 36.80 MHz 802.11ac VHT20 : 19.10 MHz 802.11ac VHT40 : 36.90 MHz 802.11ac VHT80 : 76.32 MHz		
Type of Modulation	802.11a/n : OFDM (BPSK / QPSK / 16QAM / 64QAM) 802.11ac : OFDM (BPSK / QPSK / 16QAM / 64QAM / 256QAM)		
Antenna Type	Main Antenna : Ceramic Chip Antenna Aux. Antenna : Ceramic Chip Antenna		
Antenna Gain	<b>&lt;5180 MHz ~ 5240 MHz&gt;</b> Main Antenna : 1.30 dBi Aux. Antenna : 1.00 dBi <b>&lt;5260 MHz ~ 5320 MHz&gt;</b> Main Antenna : 1.30 dBi Aux. Antenna : 1.00 dBi <b>&lt;5500 MHz ~ 5580 MHz and 5660 MHz ~ 5700 MHz&gt;</b> Main Antenna : 1.40 dBi Aux. Antenna : 1.10 dBi		
Antenna Function Description		Ant. 1	Ant. 2
	802.11 a/n/ac SISO	V	V
	802.11 a/n/ac MIMO	V	V

## 1.5 Modification of EUT

No modifications are made to the EUT during all test items.

## 1.6 Testing Location

Sporton Lab is accredited to ISO 17025 by Taiwan Accreditation Foundation (TAF code : 1190) and the FCC designation No. TW1022 under the FCC 2.948(e) by Mutual Recognition Agreement (MRA) in FCC Test.

Test Site	SPORTON INTERNATIONAL INC.		
Test Site Location	No. 52, Hwa Ya 1 <sup>st</sup> Rd., Hwa Ya Technology Park, Kwei-Shan District, Tao Yuan City, Taiwan, R.O.C. TEL: +886-3-327-3456 FAX: +886-3-328-4978		
Test Site No.	Sporton Site No.		
	TH05-HY	CO05-HY	03CH07-HY

**Note:** The test site complies with ANSI C63.4 2014 requirement.

## 1.7 Applicable Standards

According to the specifications of the manufacturer, the EUT must comply with the requirements of the following standards:

- FCC Part 15 Subpart E
- FCC KDB 789033 D02 General UNII Test Procedures New Rules v01r02
- FCC KDB 662911 D01 Multiple Transmitter Output v02r01.
- FCC KDB 644545 D03 Guidance for IEEE 802 11ac New Rules v01
- ANSI C63.10-2013

### Remark:

1. All test items were verified and recorded according to the standards and without any deviation during the test.
2. This EUT has also been tested and complied with the requirements of FCC Part 15, Subpart B, recorded in a separate test report.



## **2 Test Configuration of Equipment Under Test**

The EUT has been associated with peripherals and configuration operated in a manner tended to maximize its emission characteristics in a typical application. Frequency range investigated: conducted emission (150 kHz to 30 MHz) and radiated emission (9 kHz to the 10th harmonic of the highest fundamental frequency or to 40 GHz, whichever is lower). For radiated measurement, pre-scanned in three orthogonal panels, X, Y, Z. The worst cases (X plane) were recorded in this report.

The final configuration from all the combinations and the worst-case data rates were investigated by measuring the maximum power across all the data rates and modulation modes under section 2.2.

Based on the worst configuration found above, the RF power setting is set individually to meet FCC compliance limit for the final conducted and radiated tests shown in section 2.3.

## 2.1 Carrier Frequency and Channel

Frequency Band	Channel	Freq. (MHz)	Channel	Freq. (MHz)
5150-5250 MHz Band 1 (U-NII-1)	36	5180	44	5220
	<b>38</b>	<b>5190</b>	<b>46</b>	<b>5230</b>
	40	5200	48	5240
	42	5210		

Frequency Band	Channel	Freq. (MHz)	Channel	Freq. (MHz)
5250-5350 MHz Band 2 (U-NII-2A)	52	5260	60	5300
	<b>54</b>	<b>5270</b>	<b>62</b>	<b>5310</b>
	56	5280	64	5320
	58	5290		

Frequency Band	Channel	Freq. (MHz)	Channel	Freq. (MHz)
5470-5600 MHz and 5650-5725 MHz Band 3 (U-NII-2C)	100	5500	112	5560
	<b>102</b>	<b>5510</b>	116	5580
	104	5520	132	5660
	106	5530	<b>134</b>	<b>5670</b>
	108	5540	136	5680
	<b>110</b>	<b>5550</b>	140	5700

Frequency Band	Channel	Freq. (MHz)	Channel	Freq. (MHz)
Straddle Channel	144	5720	<b>142</b>	<b>5710</b>
	138	5690		

**Note:** The above Frequency and Channel in boldface were 802.11n HT40.



## 2.2 Pre-Scanned RF Power

Preliminary tests were performed in different data rate and data rate associated with the highest power were chosen for full test in the following tables.

### <Non-TXBF Modes>

#### SISO <Ant. 1>

Channel	Frequency	5GHz 802.11a RF Power (dBm)							
		OFDM Data Rate							
		6M bps	9M bps	12M bps	18M bps	24M bps	36M bps	48M bps	54M bps
CH 036	5180 MHz	11.45	11.19	11.24	11.27	9.45	9.42	9.49	9.41
CH 044	5220 MHz	11.38	11.11	11.15	11.16	9.39	9.34	9.42	9.29
CH 048	5240 MHz	11.48	11.24	11.28	11.29	9.46	9.40	9.54	9.48
CH 052	5260 MHz	11.38	11.32	11.37	11.33	9.63	9.75	9.96	9.90
CH 060	5300 MHz	11.32	11.24	11.32	11.30	9.48	9.71	9.90	9.84
CH 064	5320 MHz	11.47	11.40	11.37	11.41	9.65	9.82	10.00	9.99
CH 100	5500 MHz	11.86	11.82	11.84	11.83	10.40	10.29	10.47	10.23
CH 116	5580 MHz	11.84	11.77	11.82	11.69	10.30	10.28	10.37	10.28
CH 140	5700 MHz	11.96	11.85	11.89	11.94	10.55	10.38	10.55	10.35

Channel	Frequency	5GHz 802.11n HT20 RF Power (dBm)							
		OFDM Data Rate							
		MCS0	MCS1	MCS2	MCS3	MCS4	MCS5	MCS6	MCS7
CH 036	5180 MHz	11.46	11.42	11.40	9.87	9.86	9.91	9.98	9.11
CH 044	5220 MHz	11.45	11.37	11.43	9.78	9.75	9.87	9.89	9.02
CH 048	5240 MHz	11.37	11.30	11.35	9.65	9.65	9.78	9.83	8.96
CH 052	5260 MHz	11.44	11.39	11.34	9.71	9.58	9.75	9.82	9.05
CH 060	5300 MHz	11.45	11.32	11.38	9.66	9.56	9.65	9.80	8.98
CH 064	5320 MHz	11.43	11.34	11.39	9.70	9.57	9.73	9.80	9.03
CH 100	5500 MHz	11.83	11.82	11.79	10.19	10.26	10.32	10.38	9.44
CH 116	5580 MHz	11.79	11.73	11.73	10.10	10.15	10.17	10.21	9.26
CH 140	5700 MHz	11.92	11.91	11.89	10.29	10.38	10.42	10.48	9.46





Channel	Frequency	5GHz 802.11n HT40 RF Power (dBm)							
		OFDM Data Rate							
		MCS0	MCS1	MCS2	MCS3	MCS4	MCS5	MCS6	MCS7
CH 038	5190MHz	11.32	11.17	11.29	9.84	9.85	9.88	9.87	8.92
CH 046	5230MHz	11.46	11.35	11.36	9.94	9.86	9.91	10.03	9.03
CH 054	5270MHz	11.35	11.20	11.35	9.90	9.90	9.87	9.95	8.49
CH 062	5310MHz	11.32	11.23	11.30	9.83	9.84	9.76	9.88	8.44
CH 102	5510MHz	11.94	11.92	11.89	10.45	10.71	10.75	10.66	9.59
CH 110	5550MHz	11.83	11.82	11.79	10.39	10.61	10.69	10.59	9.49
CH 134	5670MHz	11.76	11.74	11.69	10.27	10.40	10.47	10.44	9.33

Channel	Frequency	5GHz 802.11n VHT20 RF Power (dBm)								
		OFDM Data Rate								
		MCS0	MCS1	MCS2	MCS3	MCS4	MCS5	MCS6	MCS7	MCS8
CH 036	5180 MHz	11.47	11.17	11.20	9.51	9.60	9.55	9.63	8.70	8.69
CH 044	5220 MHz	11.44	11.13	11.16	9.46	9.56	9.51	9.57	8.67	8.61
CH 048	5240 MHz	11.38	11.04	11.11	9.37	9.46	9.46	9.54	8.59	8.57
CH 052	5260 MHz	11.44	11.12	11.15	9.47	9.55	9.47	9.58	8.62	8.62
CH 060	5300 MHz	11.46	11.16	11.15	9.46	9.56	9.52	9.58	8.69	8.66
CH 064	5320 MHz	11.38	11.08	11.11	9.42	9.48	9.42	9.52	8.61	8.56
CH 100	5500 MHz	11.93	11.60	11.64	9.96	10.03	9.98	10.09	9.14	9.15
CH 116	5580 MHz	11.86	11.53	11.56	9.90	9.95	9.91	10.01	9.07	9.04
CH 140	5700 MHz	11.88	11.53	11.57	9.87	9.98	9.95	9.99	9.08	9.10

Channel	Frequency	5GHz 802.11n VHT40 RF Power (dBm)									
		OFDM Data Rate									
		MCS0	MCS1	MCS2	MCS3	MCS4	MCS5	MCS6	MCS7	MCS8	MCS9
CH 038	5190MHz	11.46	11.43	11.40	10.20	10.30	10.25	10.13	9.51	8.65	8.21
CH 046	5230MHz	11.41	11.37	11.33	10.12	10.20	10.20	10.04	9.42	8.55	8.12
CH 054	5270MHz	11.34	11.26	11.28	10.07	10.15	10.08	10.00	9.35	8.51	8.08
CH 062	5310MHz	11.39	11.32	11.31	10.10	10.18	10.16	10.01	9.42	8.56	8.09
CH 102	5510MHz	11.93	11.90	11.83	10.62	10.72	10.71	10.57	9.93	9.08	8.63
CH 110	5550MHz	11.95	11.87	11.89	10.69	10.76	10.71	10.59	9.98	9.13	8.66
CH 134	5670MHz	11.77	11.70	11.71	10.46	10.59	10.52	10.41	9.81	8.96	8.52



Channel	Frequency	5GHz 802.11n VHT80 RF Power (dBm)									
		OFDM Data Rate									
		MCS0	MCS1	MCS2	MCS3	MCS4	MCS5	MCS6	MCS7	MCS8	MCS9
CH 42	5510MHz	10.85	10.76	10.82	10.79	10.80	10.83	10.84	10.21	8.60	8.28
CH 58	5550MHz	10.91	10.77	10.88	10.83	10.86	10.89	10.90	10.25	8.61	8.31
CH 106	5550MHz	11.46	11.37	11.38	11.37	11.38	11.43	11.44	10.79	9.18	8.87
CH 122	5670MHz	11.49	11.35	11.46	11.38	11.42	11.47	11.45	10.85	9.23	8.91

**SISO <Ant. 2>**

Channel	Frequency	5GHz 802.11a RF Power (dBm)							
		OFDM Data Rate							
		6M bps	9M bps	12M bps	18M bps	24M bps	36M bps	48M bps	54M bps
CH 036	5180 MHz	14.85	14.76	14.83	14.83	13.39	13.43	13.50	13.33
CH 044	5220 MHz	14.85	14.81	14.81	14.80	13.37	13.44	13.48	13.27
CH 048	5240 MHz	14.86	14.83	14.84	14.84	13.43	13.52	13.53	13.43
CH 052	5260 MHz	14.97	14.94	14.87	14.93	13.64	13.73	13.65	13.57
CH 060	5300 MHz	14.91	14.88	14.83	14.88	13.52	13.68	13.48	13.36
CH 064	5320 MHz	14.98	14.93	14.88	14.90	13.67	13.70	13.69	13.54
CH 100	5500 MHz	13.99	13.97	13.86	13.87	12.24	12.39	12.42	12.41
CH 116	5580 MHz	13.95	13.91	13.80	13.83	12.12	12.34	12.33	12.25
CH 140	5700 MHz	13.72	13.68	13.67	13.71	11.94	12.21	12.22	12.13

Channel	Frequency	5GHz 802.11n HT20 RF Power (dBm)							
		OFDM Data Rate							
		MCS0	MCS1	MCS2	MCS3	MCS4	MCS5	MCS6	MCS7
CH 036	5180 MHz	14.96	14.89	14.91	13.33	13.42	13.40	13.33	12.69
CH 044	5220 MHz	14.93	14.80	14.89	13.26	13.30	13.32	13.27	12.61
CH 048	5240 MHz	14.92	14.82	14.85	13.20	13.36	13.26	13.19	12.51
CH 052	5260 MHz	14.86	14.77	14.78	13.10	13.26	13.20	13.12	12.40
CH 060	5300 MHz	14.98	14.94	14.97	13.40	13.54	13.42	13.40	12.79
CH 064	5320 MHz	14.93	14.83	14.92	13.45	13.49	13.44	13.39	12.72
CH 100	5500 MHz	13.84	13.76	13.77	12.11	12.19	12.21	12.11	11.36
CH 116	5580 MHz	13.91	13.85	13.84	12.15	12.42	12.24	12.19	11.37
CH 140	5700 MHz	13.94	13.87	13.90	12.23	12.47	12.32	12.20	11.41



Channel	Frequency	5GHz 802.11n HT40 RF Power (dBm)							
		OFDM Data Rate							
		MCS0	MCS1	MCS2	MCS3	MCS4	MCS5	MCS6	MCS7
CH 038	5190MHz	13.58	13.50	13.55	12.23	12.24	12.25	12.14	11.51
CH 046	5230MHz	14.94	14.91	14.74	13.57	13.55	13.33	13.59	12.92
CH 054	5270MHz	14.99	14.96	14.79	13.62	13.60	13.38	13.64	12.97
CH 062	5310MHz	13.90	13.87	13.70	12.53	12.51	12.29	12.55	11.88
CH 102	5510MHz	13.69	13.66	13.49	12.32	12.30	12.08	12.34	11.67
CH 110	5550MHz	13.82	13.79	13.62	12.45	12.43	12.21	12.47	11.80
CH 134	5670MHz	13.93	13.90	13.73	12.56	12.54	12.32	12.58	11.91

Channel	Frequency	5GHz 802.11n VHT20 RF Power (dBm)								
		OFDM Data Rate								
		MCS0	MCS1	MCS2	MCS3	MCS4	MCS5	MCS6	MCS7	MCS8
CH 036	5180 MHz	14.94	14.92	14.90	13.33	13.34	13.42	13.33	12.48	12.53
CH 044	5220 MHz	14.97	14.95	14.89	13.34	13.36	13.42	13.34	12.50	12.53
CH 048	5240 MHz	14.93	14.87	14.84	13.31	13.28	13.37	13.30	12.42	12.47
CH 052	5260 MHz	14.96	14.92	14.91	13.31	13.36	13.41	13.34	12.46	12.52
CH 060	5300 MHz	14.92	14.88	14.85	13.30	13.27	13.40	13.31	12.41	12.51
CH 064	5320 MHz	14.99	14.92	14.91	13.35	13.36	13.42	13.33	12.48	12.55
CH 100	5500 MHz	13.92	13.87	13.87	12.26	12.31	12.39	12.27	11.41	11.49
CH 116	5580 MHz	13.88	13.85	13.82	12.27	12.26	12.32	12.26	11.42	11.46
CH 140	5700 MHz	13.95	13.90	13.90	12.33	12.30	12.42	12.33	11.48	11.51

Channel	Frequency	5GHz 802.11n VHT40 RF Power (dBm)									
		OFDM Data Rate									
		MCS0	MCS1	MCS2	MCS3	MCS4	MCS5	MCS6	MCS7	MCS8	MCS9
CH 038	5190MHz	13.63	13.55	13.62	11.97	12.21	12.12	12.27	11.43	10.97	10.51
CH 046	5230MHz	14.94	14.86	14.88	13.24	13.50	13.39	13.57	12.71	12.26	11.79
CH 054	5270MHz	14.99	14.89	14.96	13.32	13.54	13.46	13.62	12.77	12.30	11.85
CH 062	5310MHz	13.98	13.90	13.94	12.28	12.56	12.42	12.60	11.75	11.28	10.81
CH 102	5510MHz	13.94	13.85	13.93	12.26	12.48	12.41	12.56	11.69	11.28	10.80
CH 110	5550MHz	13.77	13.64	13.73	12.10	12.35	12.25	12.41	11.55	11.06	10.63
CH 134	5670MHz	13.67	13.55	13.62	11.99	12.20	12.12	12.28	11.46	10.96	10.55



Channel	Frequency	5GHz 802.11n VHT80 RF Power (dBm)									
		OFDM Data Rate									
		MCS0	MCS1	MCS2	MCS3	MCS4	MCS5	MCS6	MCS7	MCS8	MCS9
CH 42	5510MHz	12.96	12.95	12.92	12.90	12.93	12.86	12.87	12.04	10.67	10.71
CH 58	5550MHz	13.08	13.05	13.02	13.02	13.05	12.94	12.96	12.15	10.78	10.78
CH 106	5550MHz	13.43	13.37	13.36	13.37	13.39	13.28	13.32	12.47	11.10	11.18
CH 122	5670MHz	13.45	13.41	13.37	13.36	13.39	13.32	13.32	12.49	11.16	11.15

**MIMO <Ant. 1+2>**

Channel	Frequency	5GHz 802.11a RF Power (dBm)							
		OFDM Data Rate							
		6M bps	9M bps	12M bps	18M bps	24M bps	36M bps	48M bps	54M bps
CH 036	5180 MHz	14.41	14.35	14.34	14.35	12.54	12.61	12.72	12.58
CH 044	5220 MHz	14.20	14.12	14.11	14.12	12.36	12.40	12.53	12.35
CH 048	5240 MHz	14.32	14.27	14.28	14.31	12.53	12.60	12.68	12.54
CH 052	5260 MHz	14.39	14.33	14.29	14.34	12.54	12.62	12.67	12.55
CH 060	5300 MHz	14.45	14.39	14.36	14.37	12.59	12.60	12.73	12.56
CH 064	5320 MHz	14.34	14.30	14.32	14.32	12.53	12.56	12.70	12.50
CH 100	5500 MHz	14.71	14.67	14.65	14.69	12.89	12.82	12.80	12.78
CH 116	5580 MHz	14.69	14.62	14.61	14.64	12.83	12.80	12.74	12.72
CH 140	5700 MHz	14.76	14.70	14.70	14.69	12.94	12.85	12.82	12.81

Channel	Frequency	5GHz 802.11n HT20 RF Power (dBm)							
		OFDM Data Rate							
		MCS0	MCS1	MCS2	MCS3	MCS4	MCS5	MCS6	MCS7
CH 036	5180 MHz	14.30	14.24	14.29	12.51	12.80	12.83	12.90	12.07
CH 044	5220 MHz	14.21	14.11	14.18	12.39	12.66	12.73	12.79	11.92
CH 048	5240 MHz	14.23	14.15	14.21	12.42	12.69	12.72	12.80	11.98
CH 052	5260 MHz	14.23	14.15	14.17	12.42	12.70	12.73	12.80	11.95
CH 060	5300 MHz	14.34	14.27	14.31	12.53	12.82	12.87	12.91	12.10
CH 064	5320 MHz	14.34	14.27	14.31	12.52	12.80	12.85	12.91	12.08
CH 100	5500 MHz	14.60	14.50	14.57	12.77	13.05	13.08	13.18	12.33
CH 116	5580 MHz	14.53	14.44	14.50	12.69	12.99	13.03	13.09	12.27
CH 140	5700 MHz	14.59	14.50	14.54	12.76	13.08	13.10	13.18	12.35



Channel	Frequency	5GHz 802.11n HT40 RF Power (dBm)							
		OFDM Data Rate							
		MCS0	MCS1	MCS2	MCS3	MCS4	MCS5	MCS6	MCS7
CH 038	5190MHz	14.20	14.19	14.16	12.67	12.78	12.79	12.82	11.90
CH 046	5230MHz	14.15	14.15	14.11	12.61	12.74	12.75	12.76	11.86
CH 054	5270MHz	14.29	14.26	14.27	12.80	12.87	12.91	12.92	11.98
CH 062	5310MHz	14.24	14.20	14.19	12.71	12.84	12.83	12.85	11.91
CH 102	5510MHz	14.66	14.62	14.63	13.11	13.23	13.22	13.27	12.35
CH 110	5550MHz	14.31	14.25	14.28	12.78	12.87	12.88	12.88	11.99
CH 134	5670MHz	14.54	14.52	14.48	12.96	13.11	13.11	13.13	12.21

Channel	Frequency	5GHz 802.11n VHT20 RF Power (dBm)								
		OFDM Data Rate								
		MCS0	MCS1	MCS2	MCS3	MCS4	MCS5	MCS6	MCS7	MCS8
CH 036	5180 MHz	14.25	14.23	14.19	12.59	12.65	12.63	12.64	11.64	11.66
CH 044	5220 MHz	14.27	14.25	14.19	12.56	12.64	12.62	12.63	11.62	11.65
CH 048	5240 MHz	14.34	14.30	14.27	12.64	12.71	12.70	12.71	11.69	11.73
CH 052	5260 MHz	14.43	14.41	14.33	12.74	12.80	12.78	12.81	11.81	11.84
CH 060	5300 MHz	14.31	14.27	14.25	12.63	12.68	12.67	12.66	11.68	11.72
CH 064	5320 MHz	14.35	14.29	14.27	12.64	12.73	12.71	12.72	11.73	11.76
CH 100	5500 MHz	14.44	14.38	14.35	12.77	12.82	12.78	12.82	11.79	11.85
CH 116	5580 MHz	14.60	14.56	14.52	12.93	12.95	12.95	12.98	11.94	11.98
CH 140	5700 MHz	14.43	14.38	14.34	12.76	12.81	12.77	12.81	11.81	11.82

Channel	Frequency	5GHz 802.11n VHT40 RF Power (dBm)									
		OFDM Data Rate									
		MCS0	MCS1	MCS2	MCS3	MCS4	MCS5	MCS6	MCS7	MCS8	MCS9
CH 038	5190MHz	14.30	14.14	14.24	12.82	12.82	12.79	12.77	11.87	11.32	10.90
CH 046	5230MHz	14.07	13.86	13.98	12.55	12.58	12.53	12.53	11.64	11.07	10.66
CH 054	5270MHz	14.38	14.20	14.29	12.88	12.89	12.84	12.82	11.91	11.37	10.95
CH 062	5310MHz	14.31	14.13	14.21	12.80	12.81	12.77	12.76	11.85	11.30	10.89
CH 102	5510MHz	14.57	14.40	14.47	13.06	13.09	13.06	13.04	12.13	11.58	11.14
CH 110	5550MHz	14.67	14.48	14.58	13.14	13.15	13.15	13.12	12.24	11.67	11.24
CH 134	5670MHz	14.57	14.37	14.46	13.06	13.08	13.02	13.02	12.12	11.57	11.12



Channel	Frequency	5GHz 802.11n VHT80 RF Power (dBm)									
		OFDM Data Rate									
		MCS0	MCS1	MCS2	MCS3	MCS4	MCS5	MCS6	MCS7	MCS8	MCS9
CH 42	5510MHz	13.80	13.77	13.78	13.75	13.76	13.72	13.73	12.81	11.43	11.16
CH 58	5550MHz	13.91	13.84	13.85	13.83	13.85	13.79	13.84	12.87	11.51	11.23
CH 106	5550MHz	14.09	14.02	14.04	14.04	14.03	13.98	14.01	13.07	11.69	11.43
CH 122	5670MHz	14.21	14.16	14.17	14.12	14.13	14.10	14.14	13.18	11.81	11.57

**Note:** MIMO Ant. 1+2 is a calculated result from sum of the power MIMO Ant. 1 and MIMO Ant. 2.



**<TXBF Modes>**
**MIMO <Ant. 1+2>**

Channel	Frequency	5GHz 802.11a RF Power (dBm)							
		OFDM Data Rate							
		6M bps	9M bps	12M bps	18M bps	24M bps	36M bps	48M bps	54M bps
CH 036	5180 MHz	13.76	13.66	13.66	13.61	13.61	13.61	13.61	13.66
CH 044	5220 MHz	14.02	13.92	13.92	13.92	13.82	13.87	13.87	13.92
CH 048	5240 MHz	14.17	14.07	13.97	13.96	14.01	14.02	14.07	14.01
CH 052	5260 MHz	14.11	14.01	13.96	13.91	14.01	13.96	13.96	14.01
CH 060	5300 MHz	13.91	13.81	13.76	13.71	13.76	13.71	13.76	13.81
CH 064	5320 MHz	14.06	13.96	13.96	13.86	13.91	13.96	13.91	13.96
CH 100	5500 MHz	14.35	14.25	14.15	14.21	14.25	14.21	14.25	14.25
CH 116	5580 MHz	14.18	14.08	13.98	13.94	14.08	13.97	13.98	14.08
CH 140	5700 MHz	14.21	14.11	14.07	14.01	14.05	14.11	14.01	14.11

Channel	Frequency	5GHz 802.11n HT20 RF Power (dBm)							
		OFDM Data Rate							
		MCS0	MCS1	MCS2	MCS3	MCS4	MCS5	MCS6	MCS7
CH 036	5180 MHz	14.26	14.16	14.01	14.06	13.96	14.01	13.96	14.01
CH 044	5220 MHz	14.11	14.01	13.86	13.81	13.91	13.96	13.84	13.81
CH 048	5240 MHz	13.91	13.81	13.71	13.76	13.71	13.71	13.66	13.71
CH 052	5260 MHz	14.06	13.96	13.81	13.97	13.76	13.76	13.86	13.91
CH 060	5300 MHz	13.96	13.86	13.76	13.76	13.71	13.81	13.86	13.76
CH 064	5320 MHz	13.86	13.76	13.66	13.66	13.66	13.66	13.71	13.56
CH 100	5500 MHz	14.37	14.27	14.18	14.22	14.27	14.07	14.13	14.12
CH 116	5580 MHz	14.51	14.41	14.21	14.41	14.31	14.41	14.31	14.41
CH 140	5700 MHz	14.33	14.23	14.17	14.03	14.23	14.12	14.07	14.13



Channel	Frequency	5GHz 802.11n HT40 RF Power (dBm)							
		OFDM Data Rate							
		MCS0	MCS1	MCS2	MCS3	MCS4	MCS5	MCS6	MCS7
CH 038	5190MHz	14.06	13.96	13.86	13.86	13.81	13.71	13.81	13.86
CH 046	5230MHz	14.11	14.01	13.91	14.01	13.91	13.81	13.91	13.91
CH 054	5270MHz	14.26	14.16	14.06	14.16	14.06	13.96	14.06	14.06
CH 062	5310MHz	14.21	14.11	13.96	14.06	13.91	14.01	14.01	14.06
CH 102	5510MHz	14.33	14.23	14.18	14.12	14.14	14.14	14.18	14.03
CH 110	5550MHz	14.17	14.07	13.87	13.97	13.92	13.92	13.93	13.97
CH 134	5670MHz	14.27	14.17	14.02	14.07	14.07	13.97	14.03	14.07

Channel	Frequency	5GHz 802.11n VHT20 RF Power (dBm)								
		OFDM Data Rate								
		MCS0	MCS1	MCS2	MCS3	MCS4	MCS5	MCS6	MCS7	MCS8
CH 036	5180 MHz	14.06	13.96	13.91	13.96	13.86	13.71	13.81	13.91	13.96
CH 044	5220 MHz	14.21	14.11	13.91	14.11	14.06	13.96	14.01	14.06	14.06
CH 048	5240 MHz	14.31	14.21	14.16	14.11	14.17	14.17	14.12	14.17	14.07
CH 052	5260 MHz	14.41	14.31	14.16	14.11	14.26	14.26	14.11	14.31	14.26
CH 060	5300 MHz	14.11	14.01	13.91	13.81	13.96	14.01	13.91	14.01	13.96
CH 064	5320 MHz	14.11	14.01	13.96	14.01	13.96	13.87	13.96	13.92	13.91
CH 100	5500 MHz	14.52	14.42	14.33	14.33	14.42	14.37	14.42	14.32	14.37
CH 116	5580 MHz	14.22	14.17	14.17	14.02	14.17	14.02	14.03	14.13	14.12
CH 140	5700 MHz	14.37	14.27	14.17	14.12	14.21	14.11	14.11	14.27	14.17

Channel	Frequency	5GHz 802.11n VHT40 RF Power (dBm)									
		OFDM Data Rate									
		MCS0	MCS1	MCS2	MCS3	MCS4	MCS5	MCS6	MCS7	MCS8	MCS9
CH 038	5190MHz	14.06	13.96	13.71	13.76	13.91	13.96	13.81	13.86	13.91	13.86
CH 046	5230MHz	14.16	14.06	13.91	13.96	13.86	13.91	13.86	13.91	13.91	14.01
CH 054	5270MHz	14.31	14.21	14.11	14.11	14.06	14.21	14.11	14.11	14.11	13.96
CH 062	5310MHz	14.26	14.16	14.11	14.11	14.06	14.06	13.96	14.11	14.16	14.06
CH 102	5510MHz	14.42	14.32	14.27	14.18	14.23	14.23	14.12	14.21	14.22	14.22
CH 110	5550MHz	14.33	14.23	14.23	14.14	14.08	14.03	14.12	14.23	14.07	14.18
CH 134	5670MHz	14.43	14.33	14.23	14.33	14.33	14.28	14.17	14.13	14.22	14.33



Channel	Frequency	5GHz 802.11n VHT80 RF Power (dBm)									
		OFDM Data Rate									
		MCS0	MCS1	MCS2	MCS3	MCS4	MCS5	MCS6	MCS7	MCS8	MCS9
CH 42	5510MHz	13.76	13.66	13.66	13.56	13.51	13.56	13.51	13.56	13.41	13.66
CH 58	5550MHz	13.66	13.56	13.46	13.46	13.47	13.41	13.51	13.56	13.51	13.47
CH 106	5550MHz	14.03	13.93	13.77	13.93	13.87	13.77	13.78	13.87	13.84	13.84
CH 122	5670MHz	14.13	13.97	13.82	13.93	13.83	13.82	13.82	13.87	13.83	13.82

## 2.3 Test Mode

Final test mode of conducted test items and radiated spurious emissions are considering the modulation and worse data rates from the power table described in section 2.2.

### Single Antenna

Modulation	Data Rate
802.11a	6 Mbps
802.11n HT20	MCS0
802.11n HT40	MCS0
802.11ac VHT20	MCS0
802.11ac VHT40	MCS0
802.11ac VHT80	MCS0

### MIMO Antenna

Modulation	Data Rate
802.11a	6 Mbps
802.11n HT20	MCS0
802.11n HT40	MCS0
802.11ac VHT20	MCS0
802.11ac VHT40	MCS0
802.11ac VHT80	MCS0

Test Cases	
AC Conducted Emission	Mode 1 : Bluetooth Link + WLAN (5GHz) Link + USB Cable (Charging from Adapter) + Earphone + Battery



Ch. #		Band I : 5150-5250 MHz	Band II : 5250-5350 MHz	Band III : 5470-5600 MHz and 5650-5725MHz
		802.11a	802.11a	802.11a
L	Low	36	52	100
M	Middle	44	60	116
H	High	48	64	140
Straddle				144

Ch. #		Band I : 5150-5250 MHz	Band II : 5250-5350 MHz	Band III : 5470-5600 MHz and 5650-5725MHz
		802.11n HT20	802.11n HT20	802.11n HT20
L	Low	36	52	100
M	Middle	44	60	116
H	High	48	64	140
Straddle				144

Ch. #		Band I : 5150-5250 MHz	Band II : 5250-5350 MHz	Band III : 5470-5600 MHz and 5650-5725MHz
		802.11n HT40	802.11n HT40	802.11n HT40
L	Low	38	54	102
M	Middle	-	-	110
H	High	46	62	134
Straddle				142



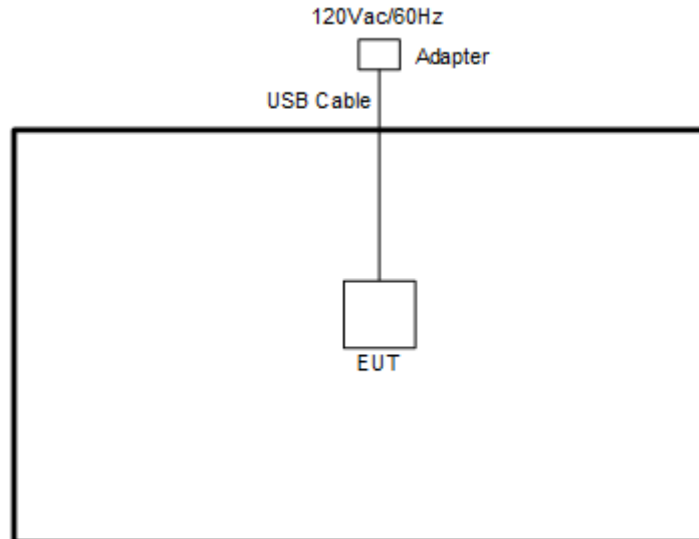
Ch. #		Band I : 5150-5250 MHz	Band II : 5250-5350 MHz	Band III : 5470-5600 MHz and 5650-5725MHz
		802.11ac VHT20	802.11ac VHT20	802.11ac VHT20
L	Low	36	52	100
M	Middle	44	60	116
H	High	48	64	140
Straddle				144

Ch. #		Band I : 5150-5250 MHz	Band II : 5250-5350 MHz	Band III : 5470-5600 MHz and 5650-5725MHz
		802.11ac VHT40	802.11ac VHT40	802.11ac VHT40
L	Low	38	54	102
M	Middle	-	-	110
H	High	46	62	134
Straddle				142

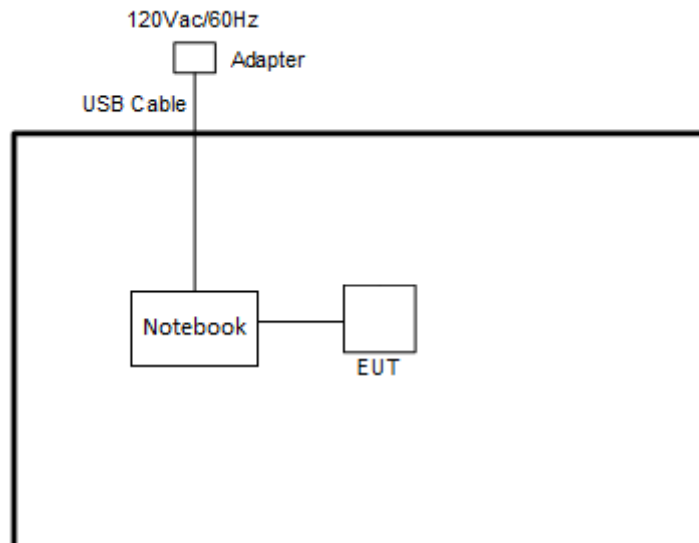
Ch. #		Band I : 5150-5250 MHz	Band II : 5250-5350 MHz	Band III : 5470-5600 MHz and 5650-5725MHz
		802.11ac VHT80	802.11ac VHT80	802.11ac VHT80
L	Low	-	-	-
M	Middle	42	58	106
H	High	-	-	-
Straddle				138

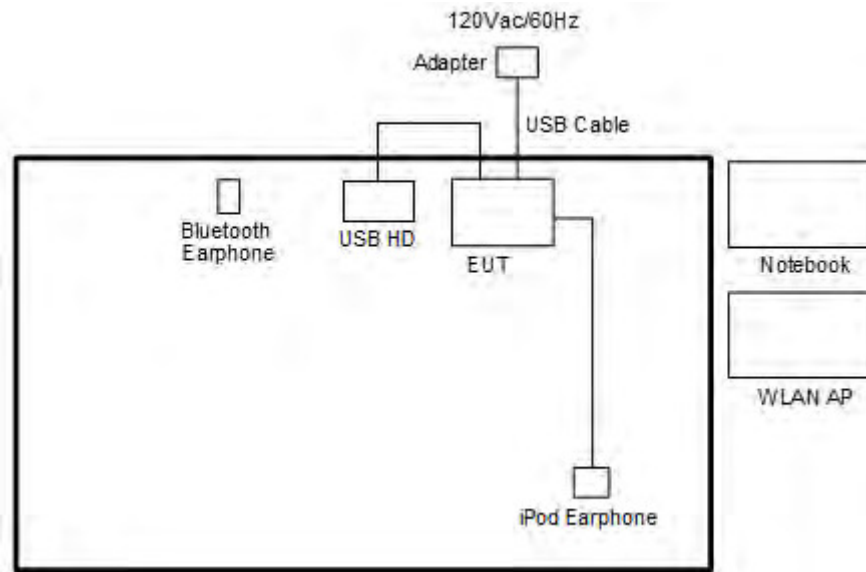
## 2.4 Connection Diagram of Test System

### <WLAN Tx Non-TXBF Mode>



### <WLAN Tx TXBF Mode>



**<AC Conducted Emission Mode>**



## 2.5 Support Unit used in test configuration and system

Item	Equipment	Trade Name	Model Name	FCC ID	Data Cable	Power Cord
1.	Bluetooth Earphone	Sony Ericsson	MW600	PY7DDA-2029	N/A	N/A
2.	WLAN AP	D-Link	DIR-865L	KA2IR865LA1	N/A	Unshielded, 1.8 m
3.	Notebook	DELL	Latitude E6320	FCC DoC/ Contains FCC ID: QDS-BRCM1054	N/A	AC I/P: Unshielded, 1.2 m DC O/P: Shielded, 1.8 m
4.	USB2.0 HD	WD	WDBAAR3200 ABK-PESN	FCC DoC	Unshielded, 0.5 m	N/A
5.	iPod Earphone	Apple	N/A	Verification	Unshielded, 1.0 m	N/A
6.	Adapter	Delta Electronics	ADP-10BWC	FCC DoC	N/A	N/A
7.	SD Card	SanDisk	MicroSD HC	FCC DoC	N/A	N/A

## 2.6 EUT Operation Test Setup

For WLAN function, programmed RF utility, “ADB” installed in the notebook make the EUT provide functions like channel selection and power level for continuous transmitting and receiving signals.

For WLAN MIMO TXBF modes, the EUT was tested under normal operation and link to another EUT with power, modulation modes and data rates controlled by engineer mode command lines. The iperf software tool was used to make EUT continuous transmitting signals.



## 2.7 Measurement Results Explanation Example

**For all conducted test items:**

The offset level is set in the spectrum analyzer to compensate the RF cable loss and attenuator factor between EUT conducted output port and spectrum analyzer. With the offset compensation, the spectrum analyzer reading level is exactly the EUT RF output level.

Example :

The spectrum analyzer offset is derived from RF cable loss and attenuator factor.

*Offset = RF cable loss + attenuator factor.*

Following shows an offset computation example with cable loss 4.2 dB and 10dB attenuator.

$$\begin{aligned}\text{Offset(dB)} &= \text{RF cable loss(dB)} + \text{attenuator factor(dB)} \\ &= 4.2 + 10 = 14.2 \text{ (dB)}\end{aligned}$$



### **3 Test Result**

#### **3.1 26dB & 99% Occupied Bandwidth Measurement**

##### **3.1.1 Description of 26dB & 99% Occupied Bandwidth**

This section is for reporting purpose only.

There is no restriction limits for bandwidth.

For Straddle Channel, U-NII procedures were applied for operations in the frequency band in accordance with FCC KDB 644545 D03.

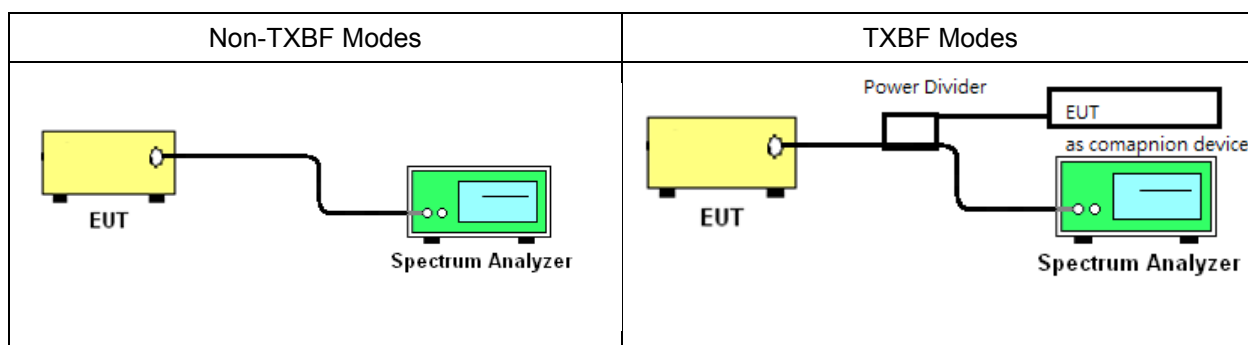
##### **3.1.2 Measuring Instruments**

The measuring equipment is listed in the section 4 of this test report.

##### **3.1.3 Test Procedures**

1. The testing follows FCC KDB 789033 D02 General UNII Test Procedures New Rules v01r02.  
Section C) Emission bandwidth
2. Set RBW = approximately 1% of the emission bandwidth.
3. Set the VBW > RBW.
4. Detector = Peak.
5. Trace mode = max hold
6. Measure the maximum width of the emission that is 26 dB down from the peak of the emission.  
Compare this with the RBW setting of the analyzer. Readjust RBW and repeat measurement as needed until the RBW/EBW ratio is approximately 1%.
7. For 99% Bandwidth Measurement, the spectrum analyzer's resolution bandwidth (RBW) is set 1MHz and set the Video bandwidth (VBW)  $\geq 3 * RBW$ .
8. Measure and record the results in the test report.

### 3.1.4 Test Setup

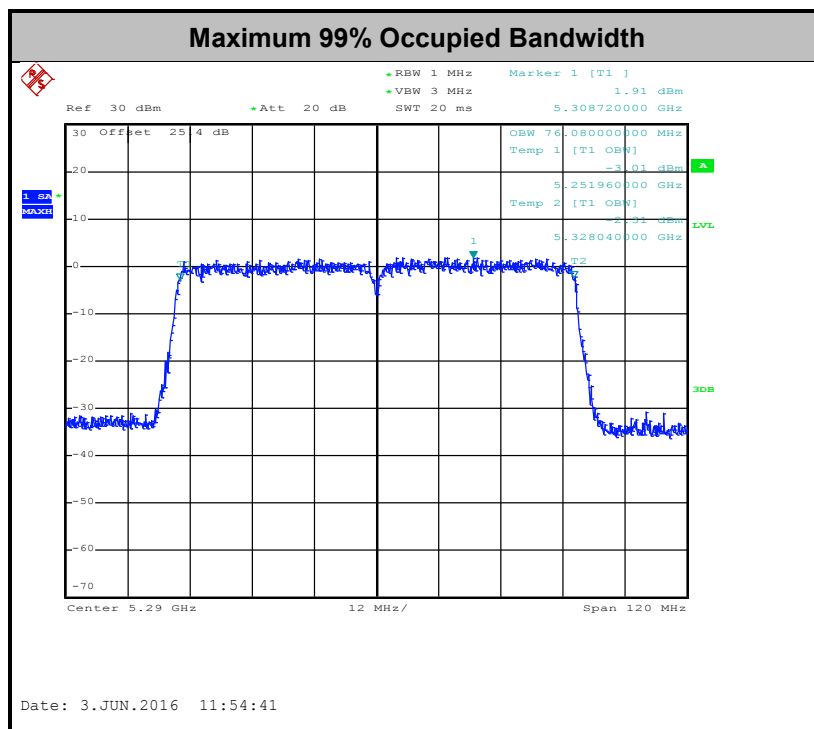
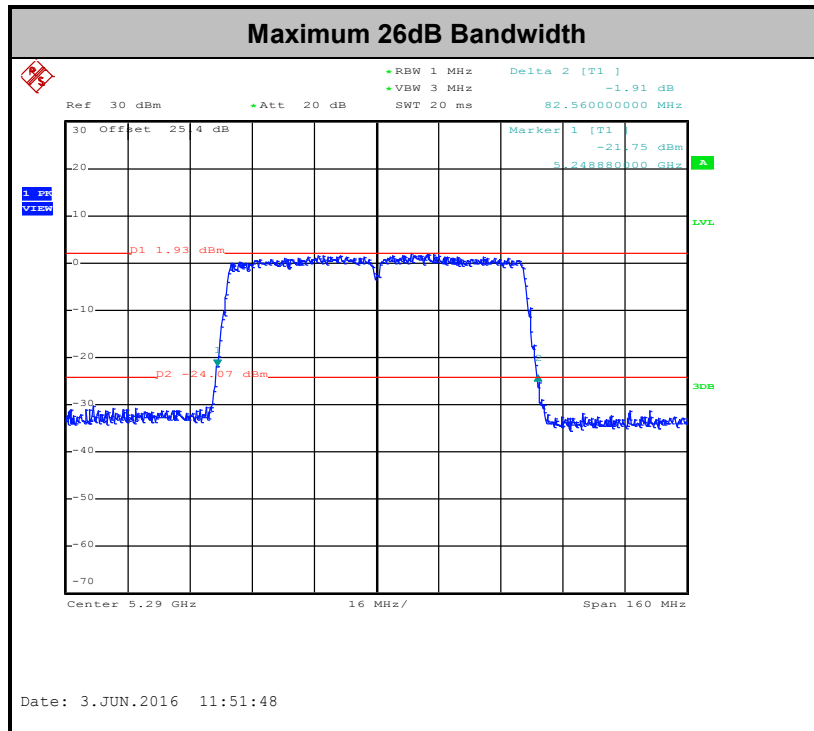


### 3.1.5 Test Result of 26dB & 99% Occupied Bandwidth

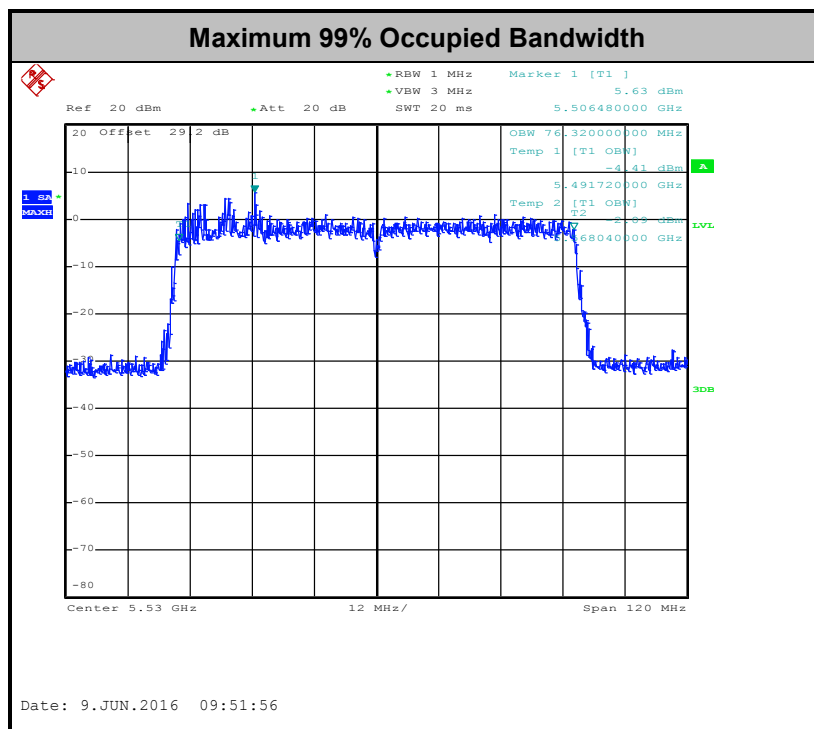
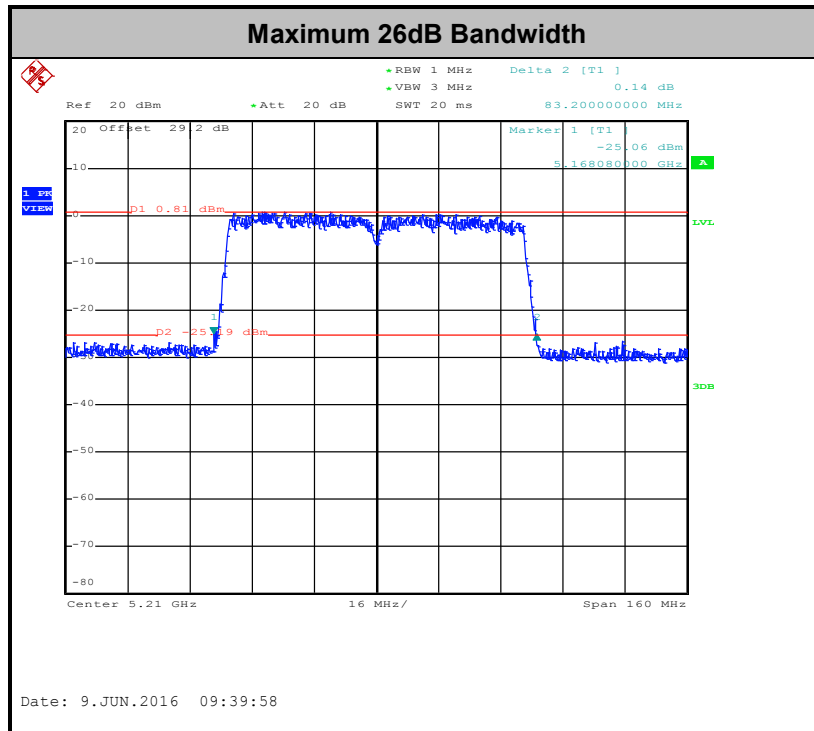
Please refer to Appendix A.



<Non-TXBF Modes>



**Note:** The occupied channel bandwidth is maintained within the band of operation for all of the modulations.

**<TXBF Modes>**


**Note:** The occupied channel bandwidth is maintained within the band of operation for all of the modulations.



## **3.2 Maximum Conducted Output Power Measurement**

### **3.2.1 Limit of Maximum Conducted Output Power**

For mobile and portable client devices in the 5.15–5.25 GHz band, the maximum conducted output power over the frequency band of operation shall not exceed 250 mW.

For the 5.25–5.35 GHz and 5.47–5.725 GHz bands, the maximum conducted output power over the frequency bands of operation shall not exceed the lesser of 250 mW or 11 dBm  $10 \log B$ , where B is the 26 dB emission bandwidth in megahertz.

For Straddle Channel, U-NII procedures and limits were applied for operations in the frequency band in accordance with FCC KDB 644545 D03.

If transmitting antennas of directional gain greater than 6 dBi are used, the peak output power shall be reduced by the amount in dB that the directional gain of the antenna exceeds 6 dBi.

Note that U-NII-2 band, devices with a maximum e.i.r.p. greater than 500 mW shall implement TPC in order to have the capability to operate at least 6 dB below the maximum permitted e.i.r.p. of 1 W.

### **3.2.2 Measuring Instruments**

The measuring equipment is listed in the section 4 of this test report.

### **3.2.3 Test Procedures**

#### **Non-TXBF modes**

The testing follows Method PM of FCC KDB 789033 D02 General UNII Test Procedures New Rules v01r02 for Non-TXBF modes.

Method PM (Measurement using an RF average power meter):

1. Measurement is performed using a wideband RF power meter.
2. The EUT is configured to transmit continuously with a consistent duty cycle at its maximum power control level.
3. Measure the average power of the transmitter, and the average power is corrected with duty factor,  $10 \log(1/x)$ , where x is the duty cycle.

#### **TXBF modes**

The testing follows Method PM-G of FCC KDB 789033 D02 General UNII Test Procedures New Rules v01r02 for TXBF modes.

Method PM-G (Measurement using a gated RF average power meter):

1. Measurement is performed using a wideband RF power meter.
2. The EUT is configured to transmit continuously with a consistent duty cycle at its maximum power control level.
3. Measure the average power of the transmitter
4. Since the measurement is made only during the ON time of the transmitter, no duty cycle correction factor is required.

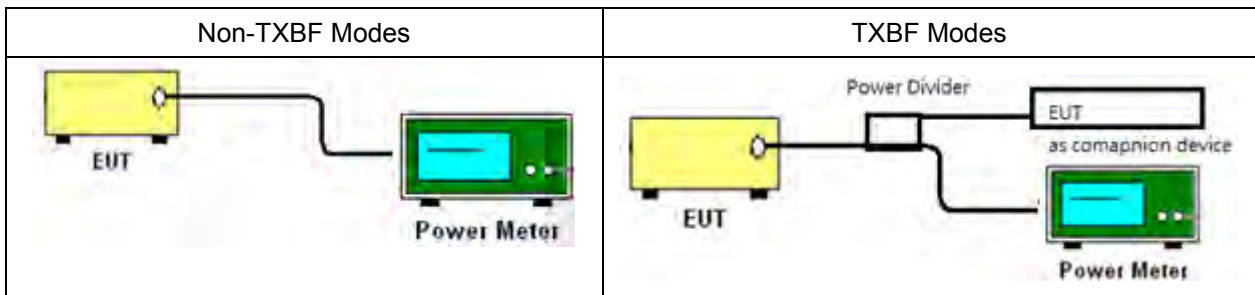
For straddle channel, the testing follows Method SA-3 (RMS detection with max hold) of FCC KDB 789033 D02 General UNII Test Procedures New Rules v01r02.

Compute power by integrating the spectrum across the 99% occupied bandwidth of the signal using the instrument's band power measurement function.

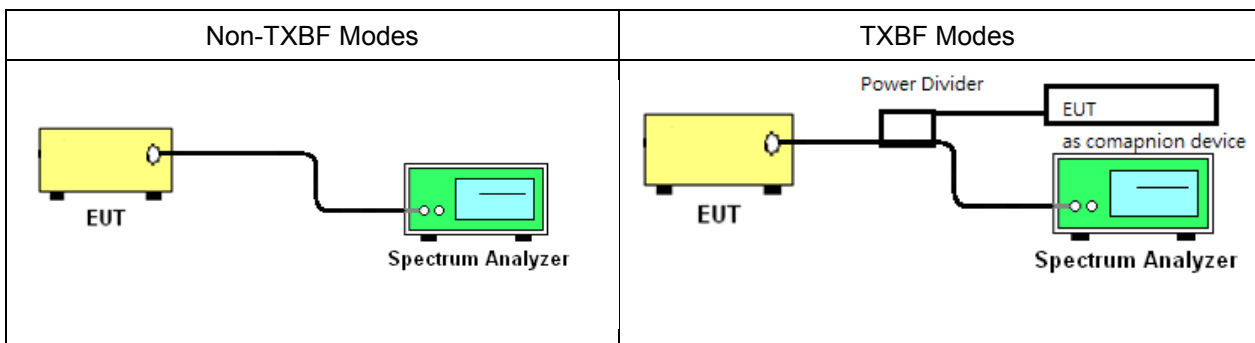


### 3.2.4 Test Setup

**For normal channel:**



**For straddle channel:**

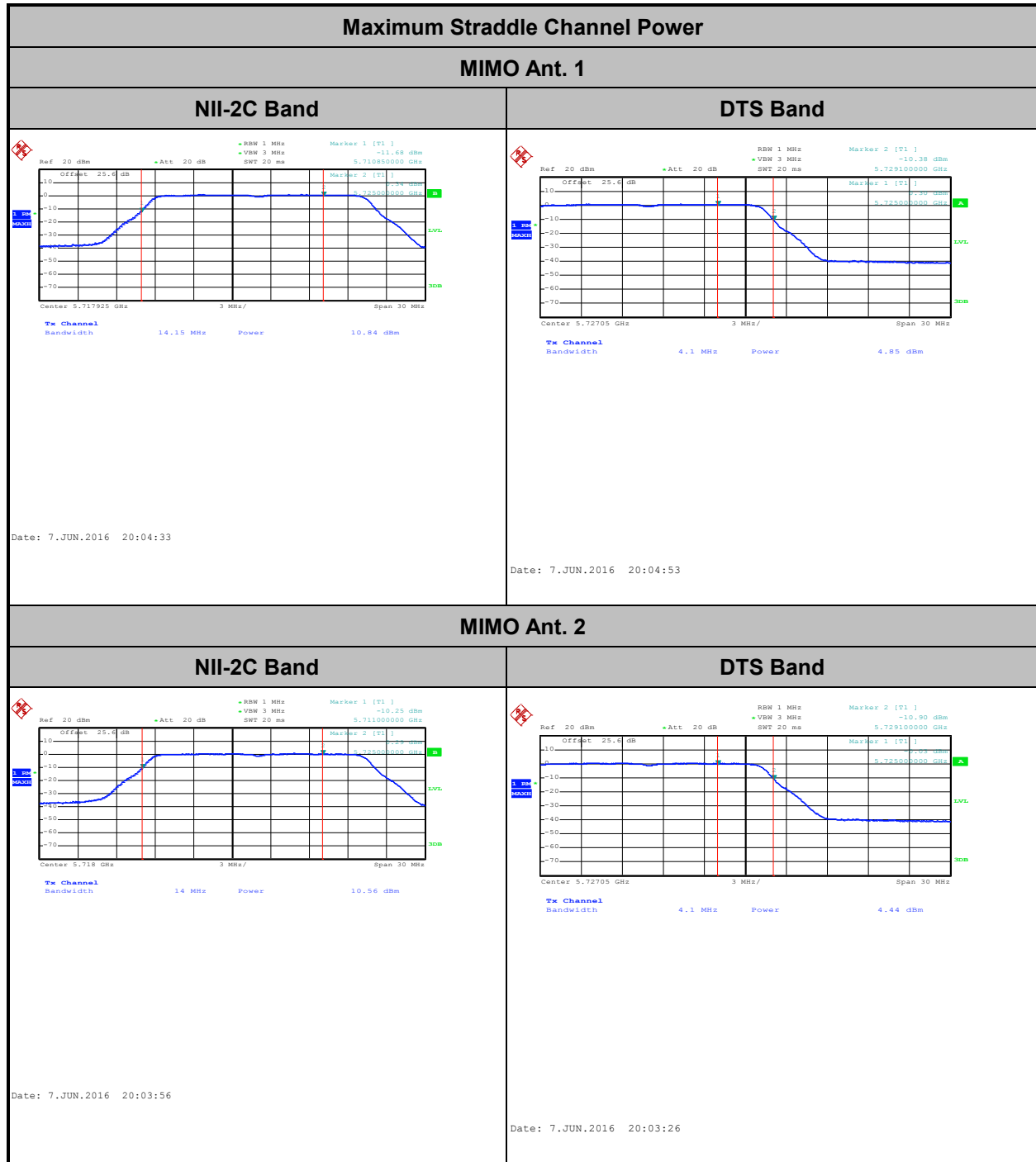


### 3.2.5 Test Result of Maximum Conducted Output Power

Please refer to Appendix A.

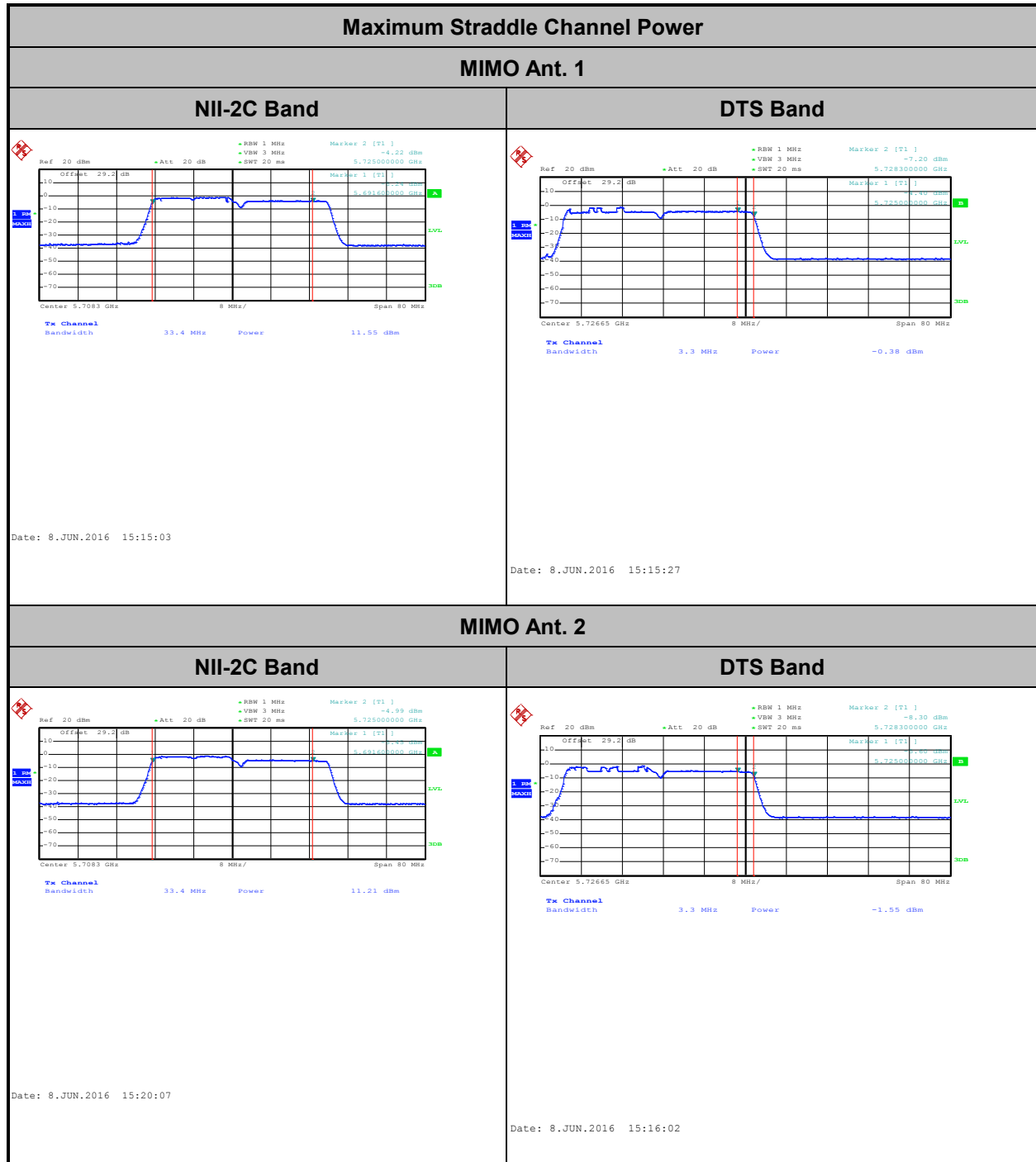


## &lt;Non-TXBF Modes&gt;





## &lt;TXBF Modes&gt;





### **3.3 Power Spectral Density Measurement**

#### **3.3.1 Limit of Power Spectral Density**

For mobile and portable client devices in the 5.15–5.25 GHz band, the maximum power spectral density shall not exceed 11dBm in any 1 megahertz band.

For the 5.25–5.35 GHz and 5.47–5.725 GHz bands, the maximum power spectral density shall not exceed 11 dBm in any 1 megahertz band.

For Straddle Channel, U-NII procedures and limits were applied for operations in the frequency band in accordance with FCC KDB 644545 D03.

If transmitting antennas of directional gain greater than 6 dBi are used, the peak output power shall be reduced by the amount in dB that the directional gain of the antenna exceeds 6 dBi.

#### **3.3.2 Measuring Instruments**

The measuring equipment is listed in the section 4 of this test report.

### 3.3.3 Test Procedures

The testing follows FCC KDB 789033 D02 General UNII Test Procedures New Rules v01r02.

Section F) Maximum power spectral density.

#### **Non-TXBF modes**

##### **# Method SA-2 #**

(trace averaging across on and off times of the EUT transmissions, followed by duty cycle correction).

- Measure the duty cycle.
- Set span to encompass the entire emission bandwidth (EBW) of the signal.
- Set RBW = 1 MHz.
- Set VBW  $\geq$  3 MHz.
- Number of points in sweep  $\geq$  2 Span / RBW.
- Sweep time = auto.
- Detector = RMS
- Trace average at least 100 traces in power averaging mode.
- Add  $10 \log(1/x)$ , where x is the duty cycle, to the measured power in order to compute the average power during the actual transmission times. For example, add  $10 \log(1/0.25) = 6$  dB if the duty cycle is 25 percent.

#### **TXBF modes**

##### **# Method SA-3 #**

(power averaging (rms) detection with max hold):

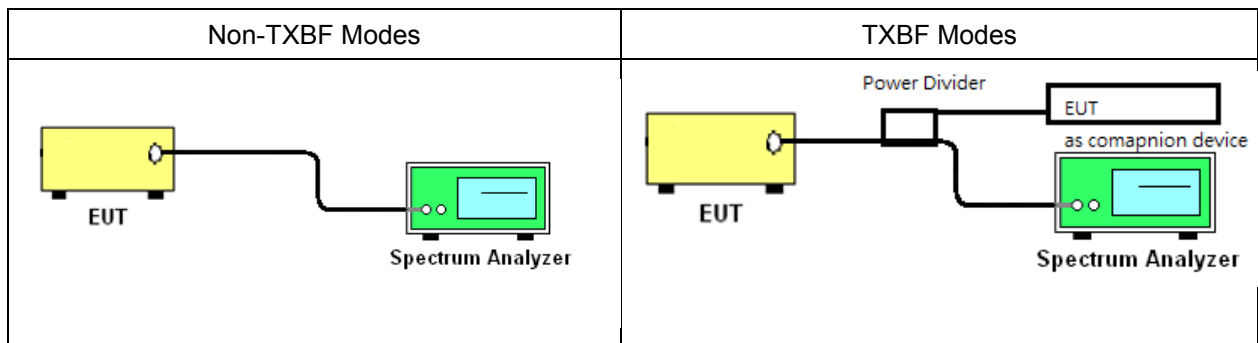
- Set span to encompass the entire emission bandwidth (EBW) of the signal.
- Set RBW = 1 MHz.
- Set VBW  $\geq$  3 MHz
- Number of points in sweep  $\geq$  2 Span / RBW.
- Sweep time  $\leq$  (number of points in sweep)  $\times$  T, when duty cycle is less than 98 percent where T is the minimum transmission duration over which the transmitter is on and is transmitting at its maximum power control level for the tested mode of operation.
- Detector = power averaging (rms).
- Trace mode = max hold.
- Allow max hold to run for at least 60 seconds, or longer as needed to allow the trace to stabilize.

1. The RF output of EUT was connected to the spectrum analyzer by a low loss cable.
2. Each plot has already offset with cable loss, and attenuator loss. Measure the PPSD and record it.
3. For MIMO mode, calculation method follows FCC KDB 662911 D01 Multiple Transmitter Output v02r01.

Method (1): Measure and sum the spectra across the outputs.

The total final Power Spectral Density is from a device with 2 transmitter outputs. The spectrum measurements of the individual outputs are all performed with the same span and number of points, the spectrum value in the first spectral bin of output 1 is summed with that in the first spectral bin of output 2 to obtain the value for the first frequency bin of the summed spectrum.

### 3.3.4 Test Setup

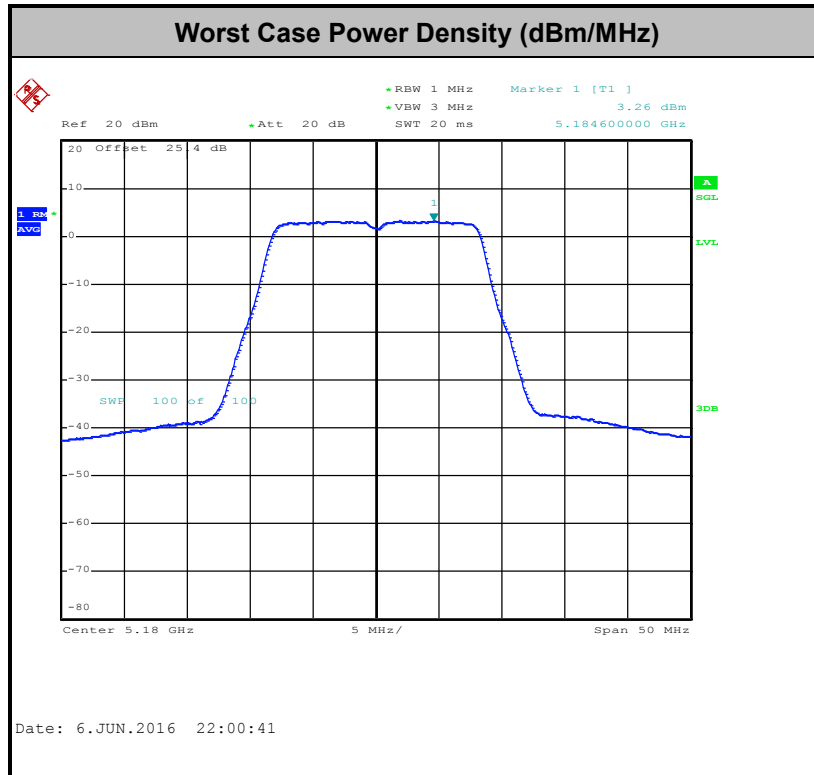


### 3.3.5 Test Result of Power Spectral Density

Please refer to Appendix A.

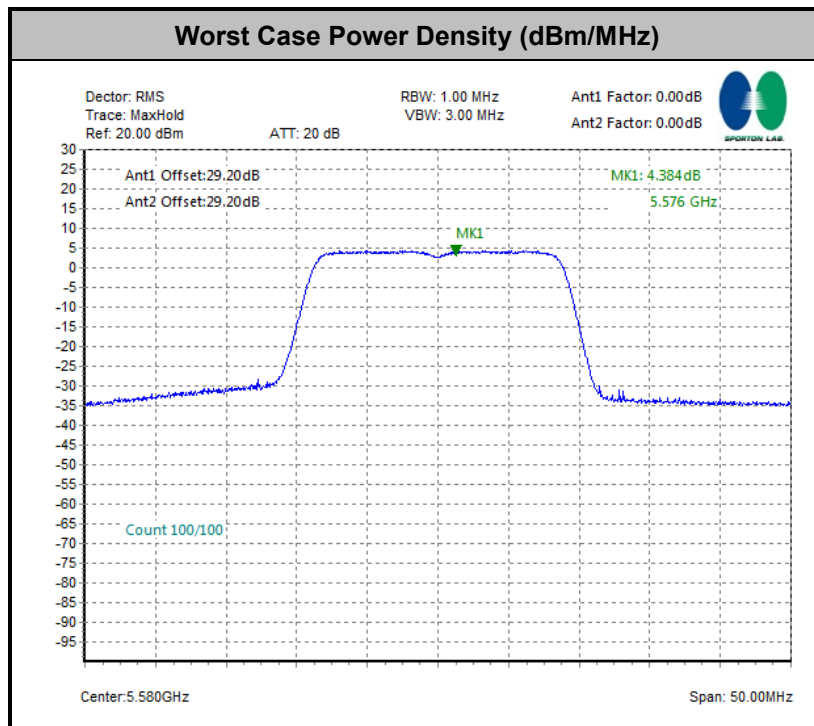


<Non-TXBF Modes>



**Note:** Average Power Density (dB) = Measured value+ Duty Factor

<TXBF Modes>



**Note:** Average Power Density (dB) = Measured value+ Duty Factor

### 3.4 Unwanted Emissions Measurement

This section as specified in FCC Part 15.407(b) is to measure unwanted emissions through radiated measurement for band edge spurious emissions and out of band emissions measurement. The unwanted emissions shall comply with 15.407(b)(1) to (6), and restricted bands per FCC Part 15.205.

#### 3.4.1 Limit of Unwanted Emissions

- (1) For transmitters operating in the 5150-5250 MHz band: all emissions outside of the 5150-5350 MHz band shall not exceed an EIRP of -27dBm/MHz.

For transmitters operating in the 5250-5350 MHz band: all emissions outside of the 5150-5350 MHz band shall not exceed an EIRP of -27 dBm/MHz. Devices operating in the 5250-5350 MHz band that generate emissions in the 5150-5250 MHz band must meet all applicable technical requirements for operation in the 5150-5250 MHz band (including indoor use) or alternatively meet an out-of-band emission EIRP limit of -27 dBm/MHz in the 5150-5250 MHz band.

For transmitters operating in the 5470-5600 MHz and 5650-5725MHz band: all emissions outside of the 5470-5600 MHz and 5650-5725MHz band shall not exceed an EIRP of -27 dBm/MHz.

- (2) Unwanted spurious emissions fallen in restricted bands per FCC Part 15.205 shall comply with the general field strength limits set forth in § 15.209 as below table,

Frequency (MHz)	Field Strength (microvolts/meter)	Measurement Distance (meters)
0.009 – 0.490	2400/F(kHz)	300
0.490 – 1.705	24000/F(kHz)	30
1.705 – 30.0	30	30
30 – 88	100	3
88 – 216	150	3
216 - 960	200	3
Above 960	500	3

**Note:** The following formula is used to convert the EIRP to field strength.

$$E = \frac{1000000\sqrt{30P}}{3} \text{ } \mu\text{V/m, where P is the eirp (Watts)}$$

EIRP (dBm)	Field Strength at 3m (dBμV/m)
-17	78.3
- 27	68.3



- (3) KDB789033 D02 v01r02 G)2)c) As specified in 15.407(b), emissions above 1000 MHz that are outside of the restricted bands are subject to a peak emission limit of -27 dBm/MHz (or -17 dBm/MHz as specified in 15.407(b)(4)). However, an out-of-band emission that complies with both the average and peak limits of 15.209 is not required to satisfy the -27 dBm/MHz or -17 dBm/MHz peak emission limit.

### 3.4.2 Measuring Instruments

The measuring equipment is listed in the section 4 of this test report.

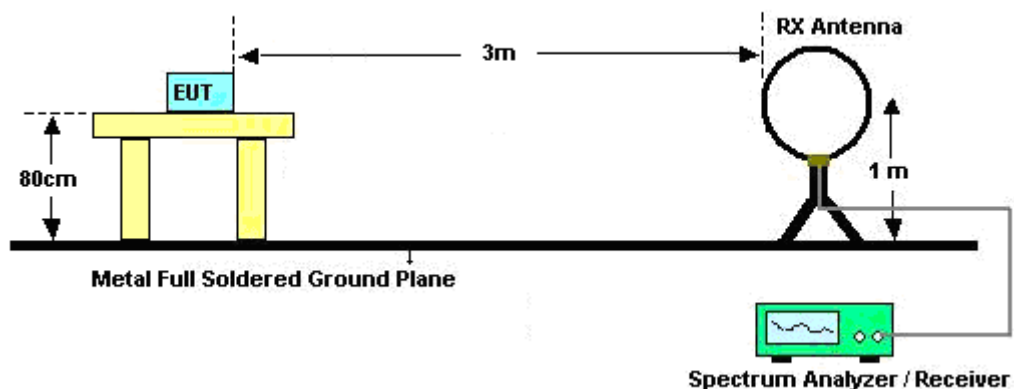
### 3.4.3 Test Procedures

1. The testing follows FCC KDB 789033 D02 General UNII Test Procedures New Rules v01r02. Section G) Unwanted emissions measurement.
  - (1) Procedure for Unwanted Emissions Measurements Below 1000MHz
    - RBW = 120 kHz
    - VBW = 300 kHz
    - Detector = Peak
    - Trace mode = max hold
  - (2) Procedure for Peak Unwanted Emissions Measurements Above 1000 MHz
    - RBW = 1 MHz
    - VBW  $\geq$  3 MHz
    - Detector = Peak
    - Sweep time = auto
    - Trace mode = max hold
  - (3) Procedures for Average Unwanted Emissions Measurements Above 1000MHz
    - RBW = 1 MHz
    - VBW = 10 Hz, when duty cycle is no less than 98 percent.
    - VBW  $\geq$  1/T, when duty cycle is less than 98 percent where T is the minimum transmission duration over which the transmitter is on and is transmitting at its maximum power control level for the tested mode of operation.
2. The EUT was placed on a turntable with 0.8 meter for frequency below 1GHz and 1.5 meter for frequency above 1GHz respectively above ground.
3. The EUT was set 3 meters from the interference receiving antenna which was mounted on the top of a variable height antenna tower.
4. The antenna is a broadband antenna and its height is adjusted between one meter and four meters above ground to find the maximum value of the field strength for both horizontal polarization and vertical polarization of the antenna.

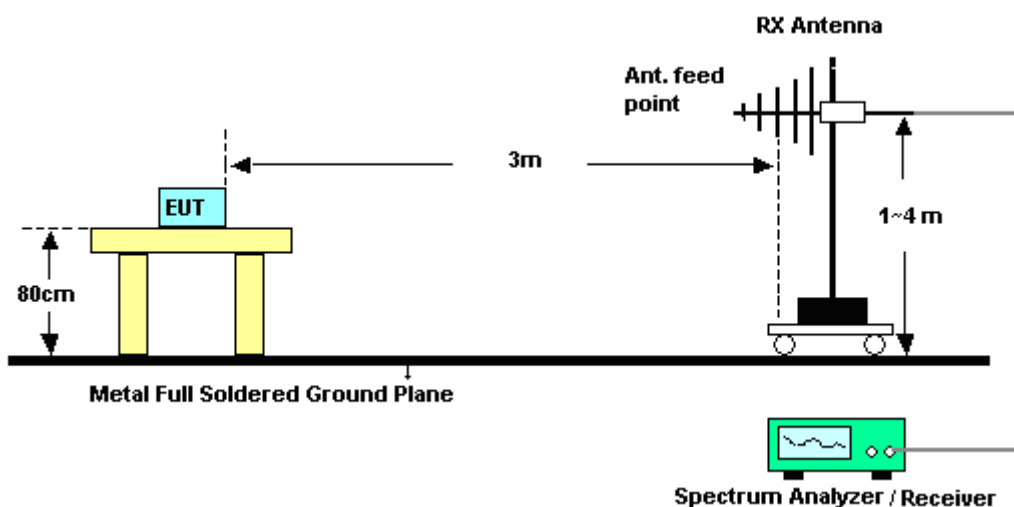
5. For each suspected emission, the EUT was arranged to its worst case and then adjust the antenna tower (from 1 m to 4 m) and turntable (from 0 degree to 360 degrees) to find the maximum reading.
6. For testing below 1GHz, if the emission level of the EUT in peak mode was 3 dB lower than the limit specified, then peak values of EUT will be reported, otherwise, the emissions will be repeated one by one using the CISPR quasi-peak method and reported.
7. For testing above 1GHz, the emission level of the EUT in peak mode was 20dB lower than average limit (that means the emission level in average mode also complies with the limit in average mode), then peak values of EUT will be reported, otherwise, the emissions will be measured in average mode again and reported.

### 3.4.4 Test Setup

For radiated emissions below 30MHz

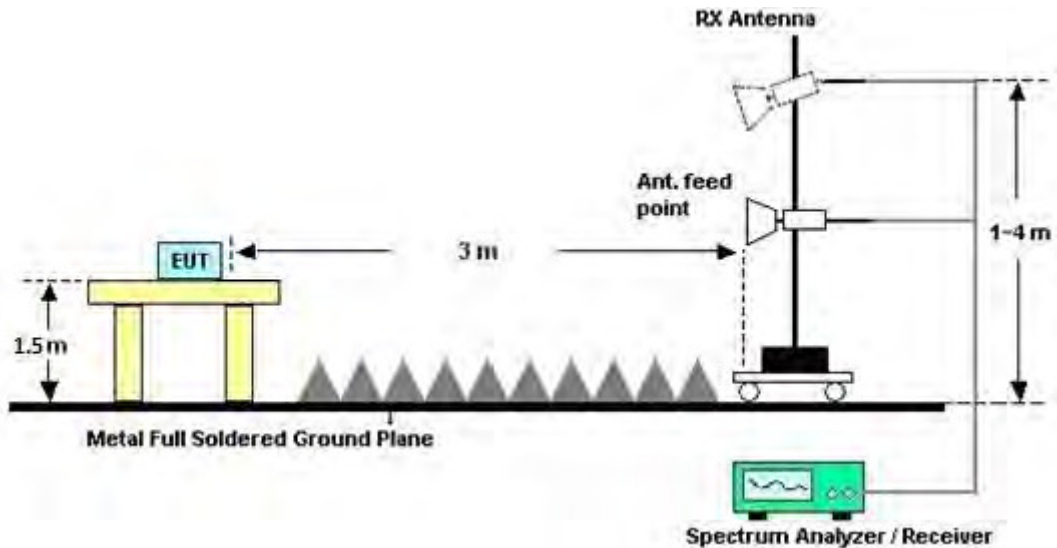


For radiated emissions from 30MHz to 1GHz

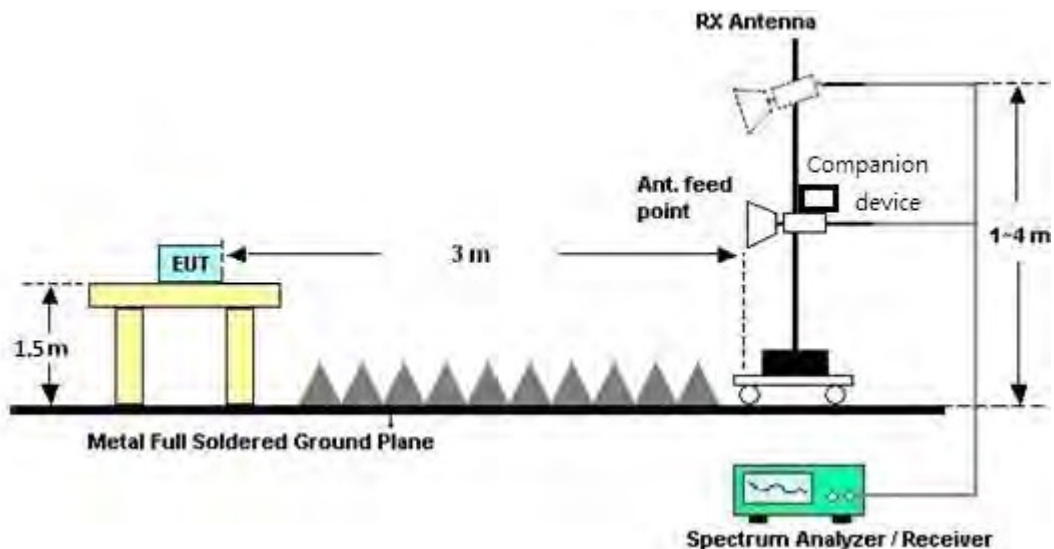


For radiated emissions above 1GHz

**Non-TXBF mode**



**TXBF mode**



### 3.4.5 Test Results of Radiated Emissions (9 kHz ~ 30 MHz)

The low frequency, which started from 9 kHz to 30MHz, was pre-scanned and the result which was 20dB lower than the limit line per 15.31(o) was not reported.



### **3.4.6 Test Result of Radiated Band Edges**

Please refer to Appendix B and C.

### **3.4.7 Duty Cycle**

Please refer to Appendix D.

### **3.4.8 Test Result of Unwanted Radiated Emission (30MHz ~ 10th Harmonic)**

Please refer to Appendix B and C.

### 3.5 AC Conducted Emission Measurement

#### 3.5.1 Limit of AC Conducted Emission

For equipment that is designed to be connected to the public utility (AC) power line, the radio frequency voltage that is conducted back onto the AC power line on any frequency or frequencies within the band 150 kHz to 30 MHz shall not exceed the limits in the following table.

Frequency of emission (MHz)	Conducted limit (dB $\mu$ V)	
	Quasi-peak	Average
0.15-0.5	66 to 56*	56 to 46*
0.5-5	56	46
5-30	60	50

\*Decreases with the logarithm of the frequency.

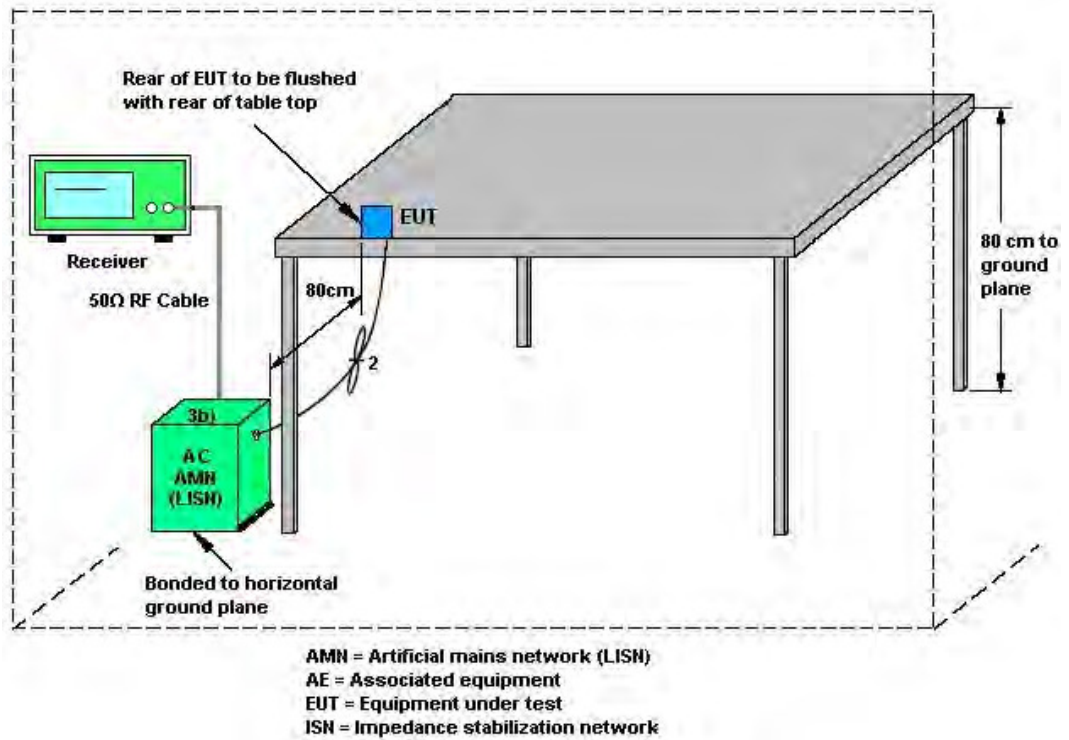
#### 3.5.2 Measuring Instruments

The measuring equipment is listed in the section 4 of this test report.

#### 3.5.3 Test Procedures

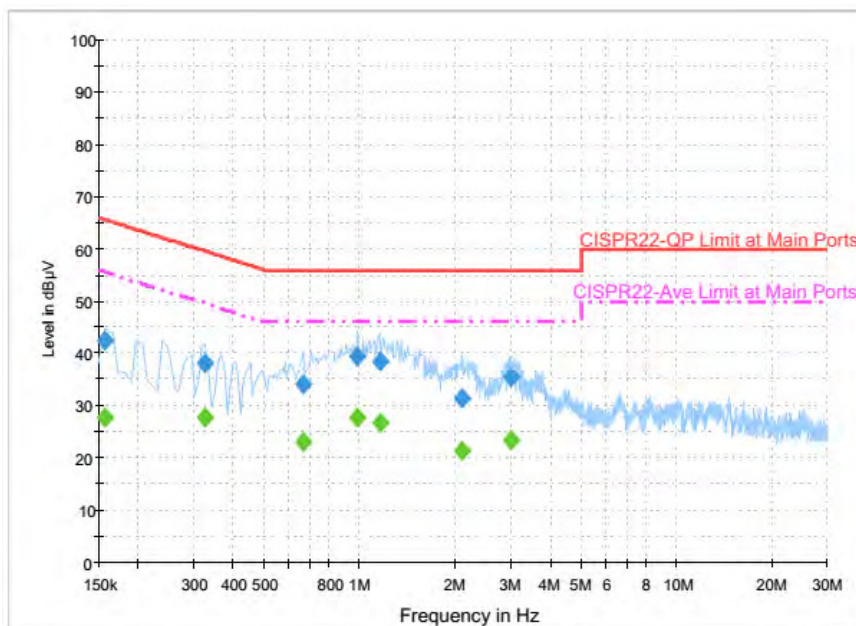
1. The EUT was placed 0.4 meter from the conducting wall of the shielding room was kept at least 80 centimeters from any other grounded conducting surface.
2. Connect EUT to the power mains through a line impedance stabilization network (LISN).
3. All the support units are connecting to the other LISN.
4. The LISN provides 50 ohm coupling impedance for the measuring instrument.
5. The FCC states that a 50 ohm, 50 microhenry LISN should be used.
6. Both sides of AC line were checked for maximum conducted interference.
7. The frequency range from 150 kHz to 30 MHz was searched.
8. Set the test-receiver system to Peak Detect Function and specified bandwidth with Maximum Hold Mode.

### 3.5.4 Test Setup



### 3.5.5 Test Result of AC Conducted Emission

<b>Test Mode :</b>	Mode 1	<b>Temperature :</b>	25~26°C
<b>Test Engineer :</b>	Kai-Chun Chu	<b>Relative Humidity :</b>	54~55%
<b>Test Voltage :</b>	120Vac / 60Hz	<b>Phase :</b>	Line
<b>Function Type :</b>	Bluetooth Link + WLAN (5GHz) Link + USB Cable (Charging from Adapter) + Earphone + Battery		



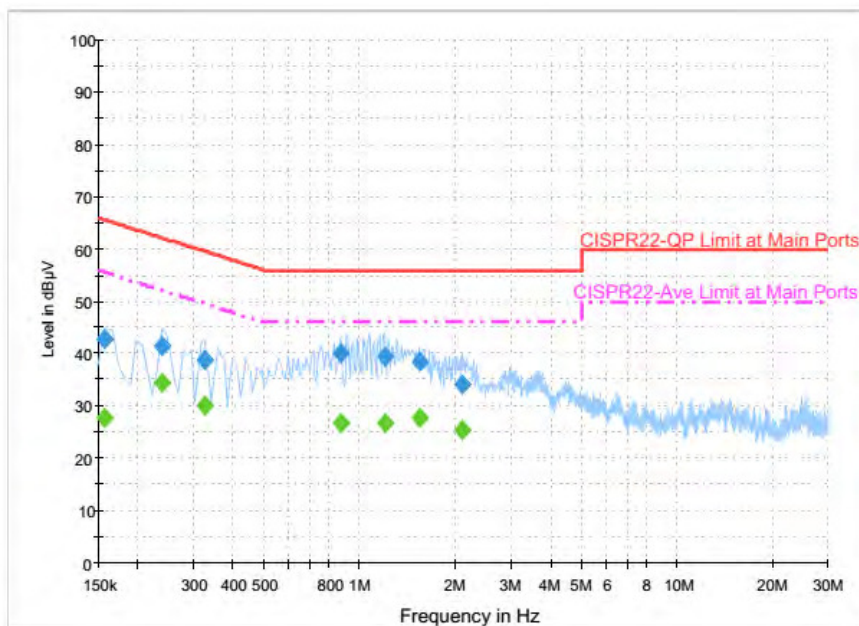
#### Final Result : QuasiPeak

Frequency (MHz)	QuasiPeak (dBµV)	Filter	Line	Corr. (dB)	Margin (dB)	Limit (dBµV)
0.158000	42.4	Off	L1	19.6	23.2	65.6
0.326000	38.1	Off	L1	19.6	21.5	59.6
0.662000	34.2	Off	L1	19.6	21.8	56.0
0.990000	39.4	Off	L1	19.6	16.6	56.0
1.158000	38.6	Off	L1	19.6	17.4	56.0
2.110000	31.4	Off	L1	19.5	24.6	56.0
3.006000	35.5	Off	L1	19.6	20.5	56.0

#### Final Result : Average

Frequency (MHz)	Average (dBµV)	Filter	Line	Corr. (dB)	Margin (dB)	Limit (dBµV)
0.158000	27.7	Off	L1	19.6	27.9	55.6
0.326000	27.8	Off	L1	19.6	21.8	49.6
0.662000	22.9	Off	L1	19.6	23.1	46.0
0.990000	27.7	Off	L1	19.6	18.3	46.0
1.158000	26.6	Off	L1	19.6	19.4	46.0
2.110000	21.3	Off	L1	19.5	24.7	46.0
3.006000	23.3	Off	L1	19.6	22.7	46.0

<b>Test Mode :</b>	Mode 1	<b>Temperature :</b>	25~26°C
<b>Test Engineer :</b>	Kai-Chun Chu	<b>Relative Humidity :</b>	54~55%
<b>Test Voltage :</b>	120Vac / 60Hz	<b>Phase :</b>	Neutral
<b>Function Type :</b>	Bluetooth Link + WLAN (5GHz) Link + USB Cable (Charging from Adapter) + Earphone + Battery		


**Final Result : QuasiPeak**

Frequency (MHz)	QuasiPeak (dBµV)	Filter	Line	Corr. (dB)	Margin (dB)	Limit (dBµV)
0.158000	42.7	Off	N	19.6	22.9	65.6
0.238000	41.5	Off	N	19.6	20.7	62.2
0.326000	38.8	Off	N	19.6	20.8	59.6
0.870000	40.2	Off	N	19.6	15.8	56.0
1.198000	39.6	Off	N	19.6	16.4	56.0
1.542000	38.6	Off	N	19.6	17.4	56.0
2.102000	34.0	Off	N	19.5	22.0	56.0

**Final Result : Average**

Frequency (MHz)	Average (dBµV)	Filter	Line	Corr. (dB)	Margin (dB)	Limit (dBµV)
0.158000	27.7	Off	N	19.6	27.9	55.6
0.238000	34.5	Off	N	19.6	17.7	52.2
0.326000	30.1	Off	N	19.6	19.5	49.6
0.870000	26.7	Off	N	19.6	19.3	46.0
1.198000	26.6	Off	N	19.6	19.4	46.0
1.542000	27.9	Off	N	19.6	18.1	46.0
2.102000	25.3	Off	N	19.5	20.7	46.0



## 3.6 Frequency Stability Measurement

### 3.6.1 Limit of Frequency Stability

Manufacturers of U-NII devices are responsible for ensuring frequency stability such that an emission is maintained within the band of operation under all conditions of normal operation as specified in the user's manual.

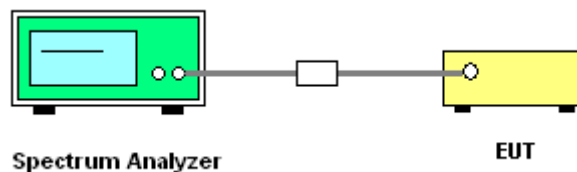
### 3.6.2 Measuring Instruments

The measuring equipment is listed in the section 4 of this test report.

### 3.6.3 Test Procedures

1. To ensure emission at the band edge is maintained within the authorized band, those values shall be measured by radiation emissions at upper and lower frequency points, and finally compensated by frequency deviation as procedures below.
2. The EUT was operated at the maximum output power, and connected to the spectrum analyzer, which is set to maximum hold function and peak detector. The peak value of the power envelope was measured and noted. The upper and lower frequency points were respectively measured relatively 10dB lower than the measured peak value.
3. The frequency deviation was calculated by adding the upper frequency point and the lower frequency point divided by two. Those detailed values of frequency deviation are provided in table below.

### 3.6.4 Test Setup



### 3.6.5 Test Result of Frequency Stability

Please refer to Appendix A.



## **3.7 Automatically Discontinue Transmission**

### **3.7.1 Limit of Automatically Discontinue Transmission**

The device shall automatically discontinue transmission in case of either absence of information to transmit or operational failure. These provisions are not intended to preclude the transmission of control or signaling information or the use of repetitive codes used by certain digital technologies to complete frame or burst intervals. Applicants shall include in their application for equipment authorization to describe how this requirement is met.

### **3.7.2 Measuring Instruments**

The measuring equipment is listed in the section 4 of this test report.

### **3.7.3 Test Result of Automatically Discontinue Transmission**

While the EUT is not transmitting any information, the EUT can automatically discontinue transmission and become standby mode for power saving. The EUT can detect the controlling signal of ACK message transmitting from remote device and verify whether it shall resend or discontinue transmission.

## 3.8 Antenna Requirements

### 3.8.1 Standard Applicable

According to FCC 47 CFR Section 15.407(a)(1)(2) ,if transmitting antenna directional gain is greater than 6 dBi, both the peak transmit power and the peak power spectral density shall be reduced by the amount in dB that the directional gain of the antenna exceeds 6 dBi.

### 3.8.2 Antenna Anti-Replacement Construction

An embedded-in antenna design is used.

### 3.8.3 Antenna Gain

#### Non-TXBF modes

FCC KDB 662911 D01 Multiple Transmitter Output v02r01

For CDD transmissions, directional gain is calculated as

Directional gain =  $G_{ANT}$  + Array Gain, where Array Gain is as follows.

For power spectral density (PSD) measurements on all devices,

Array Gain =  $10 \log(N_{ANT}/N_{SS}=1)$  dB.

For power measurements on IEEE 802.11 devices,

Array Gain = 0 dB (i.e., no array gain) for  $N_{ANT} \leq 4$ .

Directional gain may be calculated by using the formulas applicable to equal gain antennas with  $G_{ANT}$  set equal to the gain of the antenna having the highest gain;

The EUT supports CDD mode.

The power and PSD limit should be modified if the directional gain of EUT is over 6 dBi,

The directional gain "DG" is calculated as following table.

			DG for Power (dBi)	DG for PSD (dBi)	Power Limit Reduction (dB)	PSD Limit Reduction (dB)
	Ant 1 (dBi)	Ant 2 (dBi)				
Band I	1.30	1.00	1.30	4.16	0.00	0.00
Band II	1.30	1.00	1.30	4.16	0.00	0.00
Band III	1.40	1.10	1.40	4.26	0.00	0.00

*Power limit reduction = Composite gain – 6dBi, ( min = 0 )*

*PSD limit reduction = Composite gain + PSD Array gain – 6dBi, ( min = 0 )*

**TXBF modes**

FCC KDB 662911 D01 Multiple Transmitter Output v02r01

For CDD transmissions, directional gain is calculated as

$$DirectionalGain = 10 \cdot \log \left[ \frac{\sum_{j=1}^{N_{SS}} \left\{ \sum_{k=1}^{N_{ANT}} g_{j,k} \right\}^2}{N_{ANT}} \right]$$

where

Each antenna is driven by no more than one spatial stream;

$N_{SS}$  = the number of independent spatial streams of data;

$N_{ANT}$  = the total number of antennas

$g_{j,k} = 10^{G_k / 20}$  if the  $k$ th antenna is being fed by spatial stream  $j$ , or zero if it is not;  
 $G_k$  is the gain in dBi of the  $k$ th antenna.

The EUT supports beamforming.

The power and PSD limit should be modified if the directional gain of EUT is over 6 dBi,

The directional gain "DG" is calculated as following table.

			DG	DG	Power	PSD
			for	for	Limit	Limit
	Ant 1	Ant 2	Power	PSD	Reduction	Reduction
	(dBi)	(dBi)	(dBi)	(dBi)	(dB)	(dB)
<b>Band I</b>	1.30	1.00	4.16	4.16	0.00	0.00
<b>Band II</b>	1.30	1.00	4.16	4.16	0.00	0.00
<b>Band III</b>	1.40	1.10	4.26	4.26	0.00	0.00

Power Limit Reduction =  $DG(Power) - 6dBi$ , ( min = 0 )

PSD Limit Reduction =  $DG(PSD) - 6dBi$ , ( min = 0 )



## 4 List of Measuring Equipment

Instrument	Manufacturer	Model No.	Serial No.	Characteristics	Calibration Date	Test Date	Due Date	Remark
Power Meter	Anritsu	ML2495A	1132003	300MHz~40GHz	Aug. 12, 2015	Jun. 01, 2016 ~ Jun. 29, 2016	Aug. 11, 2016	Conducted (TH05-HY)
Power Sensor	Anritsu	MA2411B	1126017	300MHz~40GHz	Aug. 12, 2015	Jun. 01, 2016 ~ Jun. 29, 2016	Aug. 11, 2016	Conducted (TH05-HY)
Power Sensor	DARE	RadiPower	15I00041SN O09	10MHz~6GHz	May 03, 2016	Jun. 01, 2016 ~ Jun. 29, 2016	May 02, 2017	Conducted (TH05-HY)
Power Sensor	DARE	RadiPower	15I00041SN O10	10MHz~6GHz	May 03, 2016	Jun. 01, 2016 ~ Jun. 29, 2016	May 02, 2017	Conducted (TH05-HY)
Spectrum Analyzer	Rohde & Schwarz	FSP40	100057	9kHz-40GHz	Nov. 23, 2015	Jun. 01, 2016 ~ Jun. 29, 2016	Nov. 22, 2016	Conducted (TH05-HY)
Temperature Chamber	ESPEC	SU-241	92003713	-30℃ ~95℃	Jun. 15, 2015	Jun. 01, 2016 ~ Jun. 10, 2016	Jun. 14, 2016	Conducted (TH05-HY)
Temperature Chamber	ESPEC	SU-241	92003713	-30℃ ~95℃	Jun. 06, 2016	Jun. 29, 2016	Jun. 05, 2017	Conducted (TH05-HY)
AC Power Source	ChainTek	APC-1000W	N/A	N/A	N/A	May 14, 2016	N/A	Conduction (CO05-HY)
EMI Test Receiver	Rohde & Schwarz	ESCI 7	100724	9kHz~7GHz	Aug. 26, 2015	May 14, 2016	Aug. 25, 2016	Conduction (CO05-HY)
LISN	Rohde & Schwarz	ENV216	100080	9kHz~30MHz	Dec. 02, 2015	May 14, 2016	Dec. 01, 2016	Conduction (CO05-HY)
Bilog Antenna	TESEQ	CBL 6111D	35419	30MHz to 1GHz	Jan. 13, 2016	May 18, 2016 ~ Jun. 06, 2016	Jan. 12, 2017	Radiation (03CH07-HY)
Double Ridge Horn Antenna	ESCO	3117	00075962	1GHz ~ 18GHz	Aug. 21, 2015	May 18, 2016 ~ Jun. 06, 2016	Aug. 20, 2016	Radiation (03CH07-HY)
EMI Test Receiver	Keysight	N9038A(MXE)	MY54130085	20Hz ~ 8.4GHz	Nov. 04, 2015	May 18, 2016 ~ Jun. 06, 2016	Nov. 03, 2016	Radiation (03CH07-HY)
Loop Antenna	Rohde & Schwarz	HFH2-Z2	100315	9 kHz~30 MHz	Sep. 02, 2015	May 18, 2016 ~ Jun. 06, 2016	Sep. 01, 2016	Radiation (03CH07-HY)
Preamplifier	MITEQ	AMF-7D-0010 1800-30-10P	1590075	1GHz ~ 18GHz	Apr. 15, 2016	May 18, 2016 ~ Jun. 06, 2016	Apr. 14, 2017	Radiation (03CH07-HY)
Preamplifier	COM-POWER	PA-103A	161241	10MHz-1GHz	Mar. 18, 2016	May 18, 2016 ~ Jun. 06, 2016	Mar. 17, 2017	Radiation (03CH07-HY)
Preamplifier	Agilent	8449B	3008A02362	1GHz~ 26.5GHz	Oct. 19, 2015	May 18, 2016 ~ Jun. 06, 2016	Oct. 18, 2016	Radiation (03CH07-HY)
Spectrum Analyzer	Agilent	N9010A	MY53470118	10Hz~44GHz	Feb. 27, 2016	May 18, 2016 ~ Jun. 06, 2016	Feb. 26, 2017	Radiation (03CH07-HY)
Antenna Mast	Max-Full	MFA520BS	N/A	1m~4m	N/A	May 18, 2016 ~ Jun. 06, 2016	N/A	Radiation (03CH07-HY)
Turn Table	ChainTek	Chaintek 3000	N/A	0~360 Degree	N/A	May 18, 2016 ~ Jun. 06, 2016	N/A	Radiation (03CH07-HY)
Preamplifier	MITEQ	TTA0204	1872107	2GHz~40GHz	Feb. 15, 2015	May 18, 2016 ~ Jun. 06, 2016	Feb. 14, 2017	Radiation (03CH07-HY)
SHF-EHF Horn Antenna	SCHWARZBECK	BBHA 9170	BBHA917058 4	18GHz- 40GHz	Nov. 02, 2015	May 18, 2016 ~ Jun. 06, 2016	Nov. 01, 2016	Radiation (03CH07-HY)



## 5 Uncertainty of Evaluation

### Uncertainty of Conducted Emission Measurement (150kHz ~ 30MHz)

Measuring Uncertainty for a Level of Confidence of 95% ( $U = 2Uc(y)$ )	2.26
--	------

### Uncertainty of Radiated Emission Measurement (30 MHz ~ 1000 MHz)

Measuring Uncertainty for a Level of Confidence of 95% ( $U = 2Uc(y)$ )	4.50
--	------



## **Appendix A. Conducted Test Results**

**<Non-TXBF Modes>**

Test Engineer:	Kenny Chen	Temperature:	21~25	°C
Test Date:	2016/06/01 ~ 2016/06/10	Relative Humidity:	51~54	%



**TEST RESULTS DATA**  
**26dB and 99% OBW**

Band I													
Mod.	Data Rate	NTx	CH.	Freq. (MHz)	99% Bandwidth (MHz)		26 dB Bandwidth (MHz)		IC 99% Bandwidth Power Limit (dBm)		IC 99% Bandwidth EIRP Limit (dBm)		Note
					Ant 1	Ant 2	Ant 1	Ant 2	Ant 1	Ant 2	Ant 1	Ant 2	
11a	6Mbps	1	36	5180		18.25		23.00	-			22.61	
11a	6Mbps	1	44	5220		18.25		23.00	-			22.61	
11a	6Mbps	1	48	5240		17.25		20.60	-			22.37	
HT20	MCS0	1	36	5180		19.15		23.40	-			22.82	
HT20	MCS0	1	44	5220		19.25		23.40	-			22.84	
HT20	MCS0	1	48	5240		18.00		21.00	-			22.55	
HT40	MCS0	1	38	5190		36.70		41.22	-			23.01	
HT40	MCS0	1	46	5230		36.70		41.22	-			23.01	
VHT20	MCS0	1	36	5180		19.10		23.30	-			22.81	
VHT20	MCS0	1	44	5220		19.05		23.40	-			22.80	
VHT20	MCS0	1	48	5240		18.00		20.80	-			22.55	
VHT40	MCS0	1	38	5190		36.70		41.22	-			23.01	
VHT40	MCS0	1	46	5230		36.70		41.58	-			23.01	
VHT80	MCS0	1	42	5210		75.96		81.92	-			23.01	
11a	6Mbps	2	36	5180	18.20	18.20	23.00	22.90	-			22.60	
11a	6Mbps	2	44	5220	18.30	18.05	23.00	22.80	-			22.56	
11a	6Mbps	2	48	5240	17.25	17.25	20.70	20.50	-			22.37	
HT20	MCS0	2	36	5180	19.00	19.05	23.30	23.30	-			22.79	
HT20	MCS0	2	44	5220	19.10	18.85	23.10	23.10	-			22.75	
HT20	MCS0	2	48	5240	17.95	18.00	20.70	20.80	-			22.54	
HT40	MCS0	2	38	5190	36.60	36.80	41.40	41.04	-			23.01	
HT40	MCS0	2	46	5230	36.70	36.70	41.22	41.40	-			23.01	
VHT20	MCS0	2	36	5180	18.95	19.00	23.40	22.90	-			22.78	
VHT20	MCS0	2	44	5220	19.05	18.85	23.30	22.90	-			22.75	
VHT20	MCS0	2	48	5240	18.00	18.00	20.80	20.70	-			22.55	
VHT40	MCS0	2	38	5190	36.70	36.70	41.76	40.86	-			23.01	
VHT40	MCS0	2	46	5230	36.60	36.70	41.22	41.22	-			23.01	
VHT80	MCS0	2	42	5210	75.84	75.84	82.24	81.92	-			23.01	

**TEST RESULTS DATA**  
**Average Power Table**

FCC Band I														
Mod.	Data Rate	NTx	CH.	Freq. (MHz)	Duty Factor (dB)		Average Conducted Power (dBm)			FCC Conducted Power Limit (dBm)		DG (dBi)		Pass/Fail
					Ant 1	Ant 2	Ant 1	Ant 2	SUM	Ant 1	Ant 2	Ant 1	Ant 2	
11a	6Mbps	1	36	5180	0.29	0.33	11.45	14.85		24.00	24.00	1.30	1.00	Pass
11a	6Mbps	1	44	5220	0.29	0.33	11.38	14.85		24.00	24.00	1.30	1.00	Pass
11a	6Mbps	1	48	5240	0.29	0.33	11.48	14.86		24.00	24.00	1.30	1.00	Pass
HT20	MCS0	1	36	5180	0.31	0.31	11.46	14.96		24.00	24.00	1.30	1.00	Pass
HT20	MCS0	1	44	5220	0.31	0.31	11.45	14.93		24.00	24.00	1.30	1.00	Pass
HT20	MCS0	1	48	5240	0.31	0.31	11.37	14.92		24.00	24.00	1.30	1.00	Pass
HT40	MCS0	1	38	5190	0.61	0.60	11.32	13.58		24.00	24.00	1.30	1.00	Pass
HT40	MCS0	1	46	5230	0.61	0.60	11.46	14.94		24.00	24.00	1.30	1.00	Pass
VHT20	MCS0	1	36	5180	0.35	0.31	11.47	14.94		24.00	24.00	1.30	1.00	Pass
VHT20	MCS0	1	44	5220	0.35	0.31	11.44	14.97		24.00	24.00	1.30	1.00	Pass
VHT20	MCS0	1	48	5240	0.35	0.31	11.38	14.93		24.00	24.00	1.30	1.00	Pass
VHT40	MCS0	1	38	5190	0.60	0.60	11.46	13.63		24.00	24.00	1.30	1.00	Pass
VHT40	MCS0	1	46	5230	0.60	0.60	11.41	14.94		24.00	24.00	1.30	1.00	Pass
VHT80	MCS0	1	42	5210	1.20	1.14	10.85	12.96		24.00	24.00	1.30	1.00	Pass
11a	6Mbps	2	36	5180	0.29	0.29	11.47	11.33	14.41	24.00		1.30		Pass
11a	6Mbps	2	44	5220	0.29	0.29	11.39	10.99	14.20	24.00		1.30		Pass
11a	6Mbps	2	48	5240	0.29	0.29	11.49	11.12	14.32	24.00		1.30		Pass
HT20	MCS0	2	36	5180	0.31	0.31	11.42	11.17	14.30	24.00		1.30		Pass
HT20	MCS0	2	44	5220	0.31	0.31	11.47	10.92	14.21	24.00		1.30		Pass
HT20	MCS0	2	48	5240	0.31	0.31	11.39	11.05	14.23	24.00		1.30		Pass
HT40	MCS0	2	38	5190	0.67	0.61	11.47	10.88	14.20	24.00		1.30		Pass
HT40	MCS0	2	46	5230	0.67	0.61	11.41	10.85	14.15	24.00		1.30		Pass
VHT20	MCS0	2	36	5180	0.35	0.31	11.42	11.05	14.25	24.00		1.30		Pass
VHT20	MCS0	2	44	5220	0.35	0.31	11.45	11.06	14.27	24.00		1.30		Pass
VHT20	MCS0	2	48	5240	0.35	0.31	11.48	11.18	14.34	24.00		1.30		Pass
VHT40	MCS0	2	38	5190	0.60	0.60	11.44	11.12	14.30	24.00		1.30		Pass
VHT40	MCS0	2	46	5230	0.60	0.60	11.29	10.81	14.07	24.00		1.30		Pass
VHT80	MCS0	2	42	5210	1.20	1.16	10.91	10.67	13.80	24.00		1.30		Pass

**TEST RESULTS DATA**  
**Power Spectral Density**

FCC Band I														
Mod.	Data Rate	NTx	CH.	Freq. (MHz)	Duty Factor (dB)		Average Power Density (dBm/MHz)			Average PSD Limit (dBm/MHz)		DG (dBi)		Pass /Fail
					Ant 1	Ant 2	Ant 1	Ant 2	SUM	Ant 1	Ant 2	Ant 1	Ant 2	
11a	6Mbps	1	36	5180	0.29	0.33		3.59		11.00	11.00	1.30	1.00	Pass
11a	6Mbps	1	44	5220	0.29	0.33		3.97		11.00	11.00	1.30	1.00	Pass
11a	6Mbps	1	48	5240	0.29	0.33		1.61		11.00	11.00	1.30	1.00	Pass
HT20	MCS0	1	36	5180	0.31	0.31		1.32		11.00	11.00	1.30	1.00	Pass
HT20	MCS0	1	44	5220	0.31	0.31		1.49		11.00	11.00	1.30	1.00	Pass
HT20	MCS0	1	48	5240	0.31	0.31		1.18		11.00	11.00	1.30	1.00	Pass
HT40	MCS0	1	38	5190	0.61	0.60		-4.05		11.00	11.00	1.30	1.00	Pass
HT40	MCS0	1	46	5230	0.61	0.60		-1.44		11.00	11.00	1.30	1.00	Pass
VHT20	MCS0	1	36	5180	0.35	0.31		1.20		11.00	11.00	1.30	1.00	Pass
VHT20	MCS0	1	44	5220	0.35	0.31		0.80		11.00	11.00	1.30	1.00	Pass
VHT20	MCS0	1	48	5240	0.35	0.31		1.27		11.00	11.00	1.30	1.00	Pass
VHT40	MCS0	1	38	5190	0.60	0.60		-3.99		11.00	11.00	1.30	1.00	Pass
VHT40	MCS0	1	46	5230	0.60	0.60		-2.04		11.00	11.00	1.30	1.00	Pass
VHT80	MCS0	1	42	5210	1.20	1.14		-4.12		11.00	11.00	1.30	1.00	Pass
11a	6Mbps	2	36	5180	0.29	0.29			1.73	11.00		4.16		Pass
11a	6Mbps	2	44	5220	0.29	0.29			2.54	11.00		4.16		Pass
11a	6Mbps	2	48	5240	0.29	0.29			2.65	11.00		4.16		Pass
HT20	MCS0	2	36	5180	0.31	0.31			1.67	11.00		4.16		Pass
HT20	MCS0	2	44	5220	0.31	0.31			1.49	11.00		4.16		Pass
HT20	MCS0	2	48	5240	0.31	0.31			2.18	11.00		4.16		Pass
HT40	MCS0	2	38	5190	0.67	0.61			-4.91	11.00		4.16		Pass
HT40	MCS0	2	46	5230	0.67	0.61			-5.19	11.00		4.16		Pass
VHT20	MCS0	2	36	5180	0.35	0.31			-1.77	11.00		4.16		Pass
VHT20	MCS0	2	44	5220	0.35	0.31			-0.20	11.00		4.16		Pass
VHT20	MCS0	2	48	5240	0.35	0.31			0.68	11.00		4.16		Pass
VHT40	MCS0	2	38	5190	0.60	0.60			-2.33	11.00		4.16		Pass
VHT40	MCS0	2	46	5230	0.60	0.60			-2.15	11.00		4.16		Pass
VHT80	MCS0	2	42	5210	1.20	1.16			-6.03	11.00		4.16		Pass

**TEST RESULTS DATA**  
**26dB and 99% OBW**

Band II															
Mod.	Data Rate	NTx	CH.	Freq. (MHz)	99% Bandwidth (MHz)		26 dB Bandwidth (MHz)		IC 99% Bandwidth Power Limit (dBm)		IC 99% Bandwidth EIRP Limit (dBm)		FCC 26dB Bandwidth Power Limit (dBm)		Note
					Ant 1	Ant 2	Ant 1	Ant 2	Ant 1	Ant 2	Ant 1	Ant 2	Ant 1	Ant 2	
11a	6Mbps	1	52	5260		17.25		20.50		23.37		29.37		23.98	
11a	6Mbps	1	60	5300		18.40		23.00		23.65		29.65		23.98	
11a	6Mbps	1	64	5320		18.25		23.00		23.61		29.61		23.98	
HT20	MCS0	1	52	5260		18.00		20.80		23.55		29.55		23.98	
HT20	MCS0	1	60	5300		19.00		23.20		23.79		29.79		23.98	
HT20	MCS0	1	64	5320		18.85		23.30		23.75		29.75		23.98	
HT40	MCS0	1	54	5270		36.70		41.04		23.98		30.00		23.98	
HT40	MCS0	1	62	5310		36.70		41.04		23.98		30.00		23.98	
VHT20	MCS0	1	52	5260		18.05		20.80		23.56		29.56		23.98	
VHT20	MCS0	1	60	5300		19.00		23.30		23.79		29.79		23.98	
VHT20	MCS0	1	64	5320		18.95		23.10		23.78		29.78		23.98	
VHT40	MCS0	1	54	5270		36.60		41.40		23.98		30.00		23.98	
VHT40	MCS0	1	62	5310		36.80		41.22		23.98		30.00		23.98	
VHT80	MCS0	1	58	5290		75.96		81.60		23.98		30.00		23.98	
11a	6Mbps	2	52	5260	17.40	17.25	20.70	20.40	23.37		29.37		23.98		
11a	6Mbps	2	60	5300	18.25	18.15	23.00	23.00	23.59		29.59		23.98		
11a	6Mbps	2	64	5320	18.30	18.40	23.00	22.60	23.62		29.62		23.98		
HT20	MCS0	2	52	5260	18.00	18.05	20.80	20.80	23.55		29.55		23.98		
HT20	MCS0	2	60	5300	19.15	19.00	23.10	22.70	23.79		29.79		23.98		
HT20	MCS0	2	64	5320	19.10	18.85	23.20	23.10	23.75		29.75		23.98		
HT40	MCS0	2	54	5270	36.80	36.70	41.40	40.86	23.98		30.00		23.98		
HT40	MCS0	2	62	5310	36.60	36.70	41.04	41.22	23.98		30.00		23.98		
VHT20	MCS0	2	52	5260	18.00	18.05	20.80	20.70	23.55		29.55		23.98		
VHT20	MCS0	2	60	5300	19.25	18.95	23.10	22.90	23.78		29.78		23.98		
VHT20	MCS0	2	64	5320	19.25	18.85	23.00	22.90	23.75		29.75		23.98		
VHT40	MCS0	2	54	5270	36.70	36.70	41.22	41.22	23.98		30.00		23.98		
VHT40	MCS0	2	62	5310	36.70	36.70	41.40	41.04	23.98		30.00		23.98		
VHT80	MCS0	2	58	5290	75.96	76.08	82.56	82.24	23.98		30.00		23.98		

**TEST RESULTS DATA**  
**Average Power Table**

FCC Band II															
Mod.	Data Rate	NTx	CH.	Freq. (MHz)	Duty Factor (dB)		Average Conducted Power (dBm)			FCC Conducted Power Limit (dBm)		DG (dBi)		EIRP Power Limit (dBm)	Pass/Fail
					Ant 1	Ant 2	Ant 1	Ant 2	SUM	Ant 1	Ant 2	Ant 1	Ant 2		
11a	6Mbps	1	52	5260	0.29	0.33	11.38	14.97			23.98	1.30	1.00	26.99	Pass
11a	6Mbps	1	60	5300	0.29	0.33	11.32	14.91			23.98	1.30	1.00	26.99	Pass
11a	6Mbps	1	64	5320	0.29	0.33	11.47	14.98			23.98	1.30	1.00	26.99	Pass
HT20	MCS0	1	52	5260	0.31	0.31	11.44	14.86			23.98	1.30	1.00	26.99	Pass
HT20	MCS0	1	60	5300	0.31	0.31	11.45	14.98			23.98	1.30	1.00	26.99	Pass
HT20	MCS0	1	64	5320	0.31	0.31	11.43	14.93			23.98	1.30	1.00	26.99	Pass
HT40	MCS0	1	54	5270	0.61	0.60	11.35	14.99			23.98	1.30	1.00	26.99	Pass
HT40	MCS0	1	62	5310	0.61	0.60	11.32	13.90			23.98	1.30	1.00	26.99	Pass
VHT20	MCS0	1	52	5260	0.35	0.31	11.44	14.96			23.98	1.30	1.00	26.99	Pass
VHT20	MCS0	1	60	5300	0.35	0.31	11.46	14.92			23.98	1.30	1.00	26.99	Pass
VHT20	MCS0	1	64	5320	0.35	0.31	11.38	14.99			23.98	1.30	1.00	26.99	Pass
VHT40	MCS0	1	54	5270	0.60	0.60	11.34	14.99			23.98	1.30	1.00	26.99	Pass
VHT40	MCS0	1	62	5310	0.60	0.60	11.39	13.98			23.98	1.30	1.00	26.99	Pass
VHT80	MCS0	1	58	5290	1.20	1.14	10.91	13.08			23.98	1.30	1.00	26.99	Pass
11a	6Mbps	2	52	5260	0.29	0.29	11.31	11.45	14.39	23.98		1.30		26.99	Pass
11a	6Mbps	2	60	5300	0.29	0.29	11.48	11.40	14.45	23.98		1.30		26.99	Pass
11a	6Mbps	2	64	5320	0.29	0.29	11.38	11.29	14.34	23.98		1.30		26.99	Pass
HT20	MCS0	2	52	5260	0.31	0.31	11.18	11.27	14.23	23.98		1.30		26.99	Pass
HT20	MCS0	2	60	5300	0.31	0.31	11.43	11.24	14.34	23.98		1.30		26.99	Pass
HT20	MCS0	2	64	5320	0.31	0.31	11.47	11.19	14.34	23.98		1.30		26.99	Pass
HT40	MCS0	2	54	5270	0.67	0.61	11.26	11.30	14.29	23.98		1.30		26.99	Pass
HT40	MCS0	2	62	5310	0.67	0.61	11.38	11.06	14.24	23.98		1.30		26.99	Pass
VHT20	MCS0	2	52	5260	0.35	0.31	11.42	11.43	14.43	23.98		1.30		26.99	Pass
VHT20	MCS0	2	60	5300	0.35	0.31	11.44	11.16	14.31	23.98		1.30		26.99	Pass
VHT20	MCS0	2	64	5320	0.35	0.31	11.39	11.29	14.35	23.98		1.30		26.99	Pass
VHT40	MCS0	2	54	5270	0.60	0.60	11.43	11.29	14.38	23.98		1.30		26.99	Pass
VHT40	MCS0	2	62	5310	0.60	0.60	11.42	11.16	14.31	23.98		1.30		26.99	Pass
VHT80	MCS0	2	58	5290	1.20	1.16	10.97	10.82	13.91	23.98		1.30		26.99	Pass

**TEST RESULTS DATA**  
**Power Spectral Density**

Band II														
Mod.	Data Rate	NTX	CH.	Freq. (MHz)	Duty Factor (dB)		Average Power Density (dBm/MHz)			Average PSD Limit (dBm/MHz)		DG (dBi)		Pass /Fail
					Ant 1	Ant 2	Ant 1	Ant 2	SUM	Ant 1	Ant 2	Ant 1	Ant 2	
11a	6Mbps	1	52	5260	0.29	0.33		2.14		11.00	11.00	1.30	1.00	Pass
11a	6Mbps	1	60	5300	0.29	0.33		1.64		11.00	11.00	1.30	1.00	Pass
11a	6Mbps	1	64	5320	0.29	0.33		1.37		11.00	11.00	1.30	1.00	Pass
HT20	MCS0	1	52	5260	0.31	0.31		1.22		11.00	11.00	1.30	1.00	Pass
HT20	MCS0	1	60	5300	0.31	0.31		0.80		11.00	11.00	1.30	1.00	Pass
HT20	MCS0	1	64	5320	0.31	0.31		1.03		11.00	11.00	1.30	1.00	Pass
HT40	MCS0	1	54	5270	0.61	0.60		-1.68		11.00	11.00	1.30	1.00	Pass
HT40	MCS0	1	62	5310	0.61	0.60		-3.21		11.00	11.00	1.30	1.00	Pass
VHT20	MCS0	1	52	5260	0.35	0.31		1.16		11.00	11.00	1.30	1.00	Pass
VHT20	MCS0	1	60	5300	0.35	0.31		0.84		11.00	11.00	1.30	1.00	Pass
VHT20	MCS0	1	64	5320	0.35	0.31		1.10		11.00	11.00	1.30	1.00	Pass
VHT40	MCS0	1	54	5270	0.60	0.60		-0.59		11.00	11.00	1.30	1.00	Pass
VHT40	MCS0	1	62	5310	0.60	0.60		-2.66		11.00	11.00	1.30	1.00	Pass
VHT80	MCS0	1	58	5290	1.20	1.14		-4.11		11.00	11.00	1.30	1.00	Pass
11a	6Mbps	2	52	5260	0.29	0.29			2.67	11.00		4.16		Pass
11a	6Mbps	2	60	5300	0.29	0.29			2.46	11.00		4.16		Pass
11a	6Mbps	2	64	5320	0.29	0.29			2.21	11.00		4.16		Pass
HT20	MCS0	2	52	5260	0.31	0.31			2.33	11.00		4.16		Pass
HT20	MCS0	2	60	5300	0.31	0.31			2.08	11.00		4.16		Pass
HT20	MCS0	2	64	5320	0.31	0.31			1.77	11.00		4.16		Pass
HT40	MCS0	2	54	5270	0.67	0.61			-3.76	11.00		4.16		Pass
HT40	MCS0	2	62	5310	0.67	0.61			-3.37	11.00		4.16		Pass
VHT20	MCS0	2	52	5260	0.35	0.31			2.70	11.00		4.16		Pass
VHT20	MCS0	2	60	5300	0.35	0.31			1.88	11.00		4.16		Pass
VHT20	MCS0	2	64	5320	0.35	0.31			1.40	11.00		4.16		Pass
VHT40	MCS0	2	54	5270	0.60	0.60			-1.09	11.00		4.16		Pass
VHT40	MCS0	2	62	5310	0.60	0.60			-0.96	11.00		4.16		Pass
VHT80	MCS0	2	58	5290	1.20	1.16			-4.57	11.00		4.16		Pass

**TEST RESULTS DATA**  
**26dB and 99% OBW**

Band III															
Mod.	Data Rate	NTx	CH.	Freq. (MHz)	99% Bandwidth (MHz)		26 dB Bandwidth (MHz)		IC 99% Bandwidth Power Limit (dBm)		IC 99% Bandwidth EIRP Limit (dBm)		FCC 26dB Bandwidth Power Limit (dBm)		Note
					Ant 1	Ant 2	Ant 1	Ant 2	Ant 1	Ant 2	Ant 1	Ant 2	Ant 1	Ant 2	
11a	6Mbps	1	100	5500		18.30		23.00		23.62		29.62		23.98	
11a	6Mbps	1	116	5580		17.25		20.60		23.37		29.37		23.98	
11a	6Mbps	1	140	5700		18.10		23.00		23.58		29.58		23.98	
HT20	MCS0	1	100	5500		18.90		23.40		23.76		29.76		23.98	
HT20	MCS0	1	116	5580		17.95		20.80		23.54		29.54		23.98	
HT20	MCS0	1	140	5700		18.00		23.20		23.55		29.55		23.98	
HT40	MCS0	1	102	5510		36.60		41.40		23.98		30.00		23.98	
HT40	MCS0	1	110	5550		36.70		40.86		23.98		30.00		23.98	
HT40	MCS0	1	134	5670		36.80		41.40		23.98		30.00		23.98	
VHT20	MCS0	1	100	5500		19.00		23.40		23.79		29.79		23.98	
VHT20	MCS0	1	116	5580		18.00		20.90		23.55		29.55		23.98	
VHT20	MCS0	1	140	5700		19.05		23.20		23.80		29.80		23.98	
VHT40	MCS0	1	102	5510		36.60		41.22		23.98		30.00		23.98	
VHT40	MCS0	1	110	5550		36.60		41.22		23.98		30.00		23.98	
VHT40	MCS0	1	134	5670		36.80		41.40		23.98		30.00		23.98	
VHT80	MCS0	1	106	5530		75.96		82.24		23.98		30.00		23.98	
VHT80	MCS0	1	122	5610		75.84		81.92		23.98		30.00		23.98	
11a	6Mbps	2	100	5500	18.35	18.20	22.90	22.90	23.60		29.60		23.98		
11a	6Mbps	2	116	5580	17.25	17.25	20.30	20.50	23.37		29.37		23.98		
11a	6Mbps	2	140	5700	18.30	18.10	23.00	23.00	23.58		29.58		23.98		
HT20	MCS0	2	100	5500	19.05	18.95	23.20	22.90	23.78		29.78		23.98		
HT20	MCS0	2	116	5580	18.05	18.00	21.10	20.90	23.55		29.55		23.98		
HT20	MCS0	2	140	5700	19.10	19.00	23.40	23.30	23.79		29.79		23.98		
HT40	MCS0	2	102	5510	36.60	36.70	41.22	41.22	23.98		30.00		23.98		
HT40	MCS0	2	110	5550	36.70	36.70	41.58	40.86	23.98		30.00		23.98		
HT40	MCS0	2	134	5670	36.60	36.80	41.76	41.04	23.98		30.00		23.98		
VHT20	MCS0	2	100	5500	19.00	19.10	23.40	23.10	23.79		29.79		23.98		
VHT20	MCS0	2	116	5580	18.05	18.05	20.90	20.70	23.56		29.56		23.98		
VHT20	MCS0	2	140	5700	19.00	18.80	23.10	22.90	23.74		29.74		23.98		
VHT40	MCS0	2	102	5510	36.80	36.80	41.40	41.04	23.98		30.00		23.98		
VHT40	MCS0	2	110	5550	36.70	36.60	41.40	41.22	23.98		30.00		23.98		
VHT40	MCS0	2	134	5670	36.60	36.70	41.22	41.04	23.98		30.00		23.98		
VHT80	MCS0	2	106	5530	75.84	75.84	82.24	81.92	23.98		30.00		23.98		
VHT80	MCS0	2	122	5610	75.96	75.96	81.92	81.28	23.98		30.00		23.98		

**TEST RESULTS DATA**  
**Average Power Table**

FCC Band III															
Mod.	Data Rate	NTx	CH.	Freq. (MHz)	Duty Factor (dB)		Average Conducted Power (dBm)			FCC Conducted Power Limit (dBm)		DG (dBi)		EIRP Power Limit (dBm)	Pass/Fail
					Ant 1	Ant 2	Ant 1	Ant 2	SUM	Ant 1	Ant 2	Ant 1	Ant 2		
11a	6Mbps	1	100	5500	0.29	0.33	11.86	13.99			23.98	1.40	1.10	26.99	Pass
11a	6Mbps	1	116	5580	0.29	0.33	11.84	13.95			23.98	1.40	1.10	26.99	Pass
11a	6Mbps	1	140	5700	0.29	0.33	11.96	13.72			23.98	1.40	1.10	26.99	Pass
HT20	MCS0	1	100	5500	0.31	0.31	11.83	13.84			23.98	1.40	1.10	26.99	Pass
HT20	MCS0	1	116	5580	0.31	0.31	11.79	13.91			23.98	1.40	1.10	26.99	Pass
HT20	MCS0	1	140	5700	0.31	0.31	11.92	13.94			23.98	1.40	1.10	26.99	Pass
HT40	MCS0	1	102	5510	0.61	0.60	11.94	13.69			23.98	1.40	1.10	26.99	Pass
HT40	MCS0	1	110	5550	0.61	0.60	11.83	13.82			23.98	1.40	1.10	26.99	Pass
HT40	MCS0	1	134	5670	0.61	0.60	11.76	13.93			23.98	1.40	1.10	26.99	Pass
VHT20	MCS0	1	100	5500	0.35	0.31	11.93	13.92			23.98	1.40	1.10	26.99	Pass
VHT20	MCS0	1	116	5580	0.35	0.31	11.86	13.88			23.98	1.40	1.10	26.99	Pass
VHT20	MCS0	1	140	5700	0.35	0.31	11.88	13.95			23.98	1.40	1.10	26.99	Pass
VHT40	MCS0	1	102	5510	0.60	0.60	11.93	13.94			23.98	1.40	1.10	26.99	Pass
VHT40	MCS0	1	110	5550	0.60	0.60	11.95	13.77			23.98	1.40	1.10	26.99	Pass
VHT40	MCS0	1	134	5670	0.60	0.60	11.77	13.67			23.98	1.40	1.10	26.99	Pass
VHT80	MCS0	1	106	5530	1.20	1.14	11.46	13.43			23.98	1.40	1.10	26.99	Pass
VHT80	MCS0	1	122	5610	1.20	1.14	11.49	13.45		23.98	1.40	1.10	26.99	Pass	
11a	6Mbps	2	100	5500	0.29	0.29	11.98	11.41	14.71	23.98		1.40		26.99	Pass
11a	6Mbps	2	116	5580	0.29	0.29	11.97	11.38	14.69	23.98		1.40		26.99	Pass
11a	6Mbps	2	140	5700	0.29	0.29	11.99	11.50	14.76	23.98		1.40		26.99	Pass
HT20	MCS0	2	100	5500	0.31	0.31	11.88	11.28	14.60	23.98		1.40		26.99	Pass
HT20	MCS0	2	116	5580	0.31	0.31	11.95	11.05	14.53	23.98		1.40		26.99	Pass
HT20	MCS0	2	140	5700	0.31	0.31	11.82	11.34	14.59	23.98		1.40		26.99	Pass
HT40	MCS0	2	102	5510	0.67	0.61	11.95	11.31	14.66	23.98		1.40		26.99	Pass
HT40	MCS0	2	110	5550	0.67	0.61	11.71	10.84	14.31	23.98		1.40		26.99	Pass
HT40	MCS0	2	134	5670	0.67	0.61	11.93	11.08	14.54	23.98		1.40		26.99	Pass
VHT20	MCS0	2	100	5500	0.35	0.31	11.81	11.02	14.44	23.98		1.40		26.99	Pass
VHT20	MCS0	2	116	5580	0.35	0.31	11.95	11.20	14.60	23.98		1.40		26.99	Pass
VHT20	MCS0	2	140	5700	0.35	0.31	11.83	10.98	14.43	23.98		1.40		26.99	Pass
VHT40	MCS0	2	102	5510	0.60	0.60	11.89	11.20	14.57	23.98		1.40		26.99	Pass
VHT40	MCS0	2	110	5550	0.60	0.60	12.00	11.28	14.67	23.98		1.40		26.99	Pass
VHT40	MCS0	2	134	5670	0.60	0.60	11.91	11.17	14.57	23.98		1.40		26.99	Pass
VHT80	MCS0	2	106	5530	1.20	1.16	11.49	10.62	14.09	23.98		1.40		26.99	Pass
VHT80	MCS0	2	122	5610	1.20	1.16	11.47	10.92	14.21	23.98		1.40		26.99	Pass



**TEST RESULTS DATA**  
**Power Spectral Density**

Band III														
Mod.	Data Rate	NTx	CH.	Freq. (MHz)	Duty Factor (dB)		Average Power Density (dBm/MHz)			Average PSD Limit (dBm/MHz)		DG (dBi)		Pass /Fail
					Ant 1	Ant 2	Ant 1	Ant 2	SUM	Ant 1	Ant 2	Ant 1	Ant 2	
11a	6Mbps	1	100	5500	0.29	0.33		3.38		11.00	11.00	1.40	1.10	Pass
11a	6Mbps	1	116	5580	0.29	0.33		3.21		11.00	11.00	1.40	1.10	Pass
11a	6Mbps	1	140	5700	0.29	0.33		2.48		11.00	11.00	1.40	1.10	Pass
HT20	MCS0	1	100	5500	0.31	0.31		2.78		11.00	11.00	1.40	1.10	Pass
HT20	MCS0	1	116	5580	0.31	0.31		2.94		11.00	11.00	1.40	1.10	Pass
HT20	MCS0	1	140	5700	0.31	0.31		2.18		11.00	11.00	1.40	1.10	Pass
HT40	MCS0	1	102	5510	0.61	0.60		-1.71		11.00	11.00	1.40	1.10	Pass
HT40	MCS0	1	110	5550	0.61	0.60		-1.55		11.00	11.00	1.40	1.10	Pass
HT40	MCS0	1	134	5670	0.61	0.60		-1.64		11.00	11.00	1.40	1.10	Pass
VHT20	MCS0	1	100	5500	0.35	0.31		2.65		11.00	11.00	1.40	1.10	Pass
VHT20	MCS0	1	116	5580	0.35	0.31		2.49		11.00	11.00	1.40	1.10	Pass
VHT20	MCS0	1	140	5700	0.35	0.31		2.16		11.00	11.00	1.40	1.10	Pass
VHT40	MCS0	1	102	5510	0.60	0.60		-0.38		11.00	11.00	1.40	1.10	Pass
VHT40	MCS0	1	110	5550	0.60	0.60		-0.28		11.00	11.00	1.40	1.10	Pass
VHT40	MCS0	1	134	5670	0.60	0.60		-1.42		11.00	11.00	1.40	1.10	Pass
VHT80	MCS0	1	106	5530	1.20	1.14		-2.86		11.00	11.00	1.40	1.10	Pass
VHT80	MCS0	1	122	5610	1.20	1.14		-3.48		11.00	11.00	1.40	1.10	Pass
11a	6Mbps	2	100	5500	0.29	0.29			2.88	11.00		4.26		Pass
11a	6Mbps	2	116	5580	0.29	0.29			3.17	11.00		4.26		Pass
11a	6Mbps	2	140	5700	0.29	0.29			2.55	11.00		4.26		Pass
HT20	MCS0	2	100	5500	0.31	0.31			2.99	11.00		4.26		Pass
HT20	MCS0	2	116	5580	0.31	0.31			3.14	11.00		4.26		Pass
HT20	MCS0	2	140	5700	0.31	0.31			2.12	11.00		4.26		Pass
HT40	MCS0	2	102	5510	0.67	0.61			-2.71	11.00		4.26		Pass
HT40	MCS0	2	110	5550	0.67	0.61			-2.12	11.00		4.26		Pass
HT40	MCS0	2	134	5670	0.67	0.61			-3.17	11.00		4.26		Pass
VHT20	MCS0	2	100	5500	0.35	0.31			2.59	11.00		4.26		Pass
VHT20	MCS0	2	116	5580	0.35	0.31			3.13	11.00		4.26		Pass
VHT20	MCS0	2	140	5700	0.35	0.31			1.85	11.00		4.26		Pass
VHT40	MCS0	2	102	5510	0.60	0.60			-1.08	11.00		4.26		Pass
VHT40	MCS0	2	110	5550	0.60	0.60			-1.01	11.00		4.26		Pass
VHT40	MCS0	2	134	5670	0.60	0.60			-2.50	11.00		4.26		Pass
VHT80	MCS0	2	106	5530	1.20	1.16			-5.90	11.00		4.26		Pass
VHT80	MCS0	2	122	5610	1.20	1.16			-5.72	11.00		4.26		Pass

**TEST RESULTS DATA**  
**26dB and 99% OBW**

Straddle Channel															
Mod.	Data Rate	NTX	CH.	Freq. (MHz)	99% Bandwidth (MHz)		Emission Bandwidth (MHz)		IC 99% Bandwidth Power Limit (dBm)		IC 99% Bandwidth EIRP Limit (dBm)		FCC 26dB Bandwidth Power Limit (dBm)		Note
					Ant 1	Ant 2	Ant 1	Ant 2	Ant 1	Ant 2	Ant 1	Ant 2	Ant 1	Ant 2	
11a	6Mbps	1	144	5720	18.35	18.45		19.60	-	-	-	-	-	-	
				NII-2C	14.20	14.25		16.40	22.52	22.54	28.52	28.54	23.98	23.15	
				NII-3	4.15	4.20		3.20	23.18	23.23	29.18	29.23	-	-	
HT20	MCS0	1	144	5720	19.15	19.00		20.40	-	-	-	-	-	-	
				NII-2C	14.55	14.55		16.60	22.63	22.63	28.63	28.63	23.98	23.20	
				NII-3	4.60	4.45		3.80	23.63	23.48	29.63	29.48	-	-	
HT40	MCS0	1	142	5710	36.70	36.80		38.95	-	-	-	-	-	-	
				NII-2C	33.40	33.40		35.79	23.98	23.98	30.00	30.00	23.98	23.98	
				NII-3	3.30	3.40		3.16	22.19	22.31	28.19	28.31	-	-	
VHT20	MCS0	1	144	5720	19.10	19.15		20.55	-	-	-	-	-	-	
				NII-2C	14.55	14.55		16.75	22.63	22.63	28.63	28.63	23.98	23.24	
				NII-3	4.55	4.60		3.80	23.58	23.63	29.58	29.63	-	-	
VHT40	MCS0	1	142	5710	36.70	36.70		38.86	-	-	-	-	-	-	
				NII-2C	33.30	33.40		35.70	23.98	23.98	30.00	30.00	23.98	23.98	
				NII-3	3.40	3.30		3.16	22.31	22.19	28.31	28.19	-	-	
VHT80	MCS0	1	138	5690	75.90	75.90		78.72	-	-	-	-	-	-	
				NII-2C	72.90	72.90		75.80	23.98	23.98	30.00	30.00	23.98	23.98	
				NII-3	3.00	3.00		2.92	21.77	21.77	27.77	27.77	-	-	
11a	6Mbps	2	144	5720	18.30	18.10	19.70	19.50	-	-	-	-	-	-	
				NII-2C	14.15	14	16.5	16.3	22.46	28.46	23.12				
				NII-3	4.15	4.1	3.2	3.2	23.13	29.13	16.05				
HT20	MCS0	2	144	5720	19.10	19.05	20.25	20.55	-	-	-	-	-	-	
				NII-2C	14.55	14.55	16.45	16.75	22.63	28.63	23.16				
				NII-3	4.55	4.5	3.8	3.8	23.53	29.53	16.80				
HT40	MCS0	2	142	5710	36.60	36.70	38.77	38.77	-	-	-	-	-	-	
				NII-2C	33.3	33.4	35.61	35.61	23.98	30.00	23.98				
				NII-3	3.3	3.3	3.16	3.16	22.19	28.19	16.00				
VHT20	MCS0	2	144	5720	19.10	19.00	20.30	20.40	-	-	-	-	-	-	
				NII-2C	14.5	14.55	16.5	16.6	22.61	28.61	23.17				
				NII-3	4.6	4.45	3.8	3.8	23.48	29.48	16.80				
VHT40	MCS0	2	142	5710	36.60	36.70	38.95	39.04	-	-	-	-	-	-	
				NII-2C	33.3	33.4	35.79	35.88	23.98	30.00	23.98				
				NII-3	3.3	3.3	3.16	3.16	22.19	28.19	16.00				
VHT80	MCS0	2	138	5690	75.90	75.90	78.96	78.56	-	-	-	-	-	-	
				NII-2C	72.9	73	75.8	75.8	23.98	30.00	23.98				
				NII-3	3	2.9	3.16	2.76	21.62	27.62	15.41				

**TEST RESULTS DATA**  
**Average Power Table**

FCC Straddle Channel														
Mod.	Data Rate	NTX	CH.	Freq. (MHz)	Duty Factor (dB)		Average Conducted Power (dBm)			FCC Conducted Power Limit (dBm)		DG (dBi)		Pass/Fail
					Ant 1	Ant 2	Ant 1	Ant 2	SUM	Ant 1	Ant 2	Ant 1	Ant 2	
11a	6Mbps	1	144	5720	0.29	0.33	11.82	13.79		-	-	1.40	1.10	-
				NII-2C	0.29	0.33	10.85	12.83		23.98	23.15	1.40	1.10	Pass
				NII-3	0.29	0.33	4.83	6.74		-	-	1.40	1.10	Pass
HT20	MCS0	1	144	5720	0.31	0.31	11.79	13.87		-	-	1.40	1.10	-
				NII-2C	0.31	0.31	10.72	12.81		23.98	23.20	1.40	1.10	Pass
				NII-3	0.31	0.31	5.16	7.21		-	-	1.40	1.10	Pass
HT40	MCS0	1	142	5710	0.61	0.60	11.76	13.73		-	-	1.40	1.10	-
				NII-2C	0.61	0.60	11.36	13.34		23.98	23.98	1.40	1.10	Pass
				NII-3	0.61	0.60	1.21	3.12		-	-	1.40	1.10	Pass
VHT20	MCS0	1	144	5720	0.35	0.31	11.92	13.89		-	-	1.40	1.10	-
				NII-2C	0.35	0.31	10.85	12.84		23.98	23.24	1.40	1.10	Pass
				NII-3	0.35	0.31	5.31	7.22		-	-	1.40	1.10	Pass
VHT40	MCS0	1	142	5710	0.60	0.60	11.83	13.70		-	-	1.40	1.10	-
				NII-2C	0.60	0.60	11.45	13.34		23.98	23.98	1.40	1.10	Pass
				NII-3	0.60	0.60	1.12	2.74		-	-	1.40	1.10	Pass
VHT80	MCS0	1	138	5690	1.20	1.14	11.44	13.33		-	-	1.40	1.10	-
				NII-2C	1.20	1.14	11.29	13.18		23.98	23.98	1.40	1.10	Pass
				NII-3	1.20	1.14	-3.11	-1.51		-	-	1.40	1.10	Pass
11a	6Mbps	2	144	5720	0.29	0.29	11.82	11.51	14.68	-	-	1.40	-	-
				NII-2C	0.29	0.29	10.84	10.56	13.71	23.12	-	1.40	-	Pass
				NII-3	0.29	0.29	4.85	4.44	7.66	16.05	-	1.40	-	Pass
HT20	MCS0	2	144	5720	0.31	0.31	11.61	11.69	14.66	-	-	1.40	-	-
				NII-2C	0.31	0.31	10.54	10.66	13.61	23.16	-	1.40	-	Pass
				NII-3	0.31	0.31	5.02	4.94	7.99	16.80	-	1.40	-	Pass
HT40	MCS0	2	142	5710	0.67	0.61	11.58	11.62	14.61	-	-	1.40	-	-
				NII-2C	0.67	0.61	11.19	11.26	14.24	23.98	-	1.40	-	Pass
				NII-3	0.67	0.61	0.97	0.67	3.83	16.00	-	1.40	-	Pass
VHT20	MCS0	2	144	5720	0.35	0.31	11.59	11.63	14.62	-	-	1.40	-	-
				NII-2C	0.35	0.31	10.54	10.60	13.58	23.17	-	1.40	-	Pass
				NII-3	0.35	0.31	4.92	4.87	7.91	16.80	-	1.40	-	Pass
VHT40	MCS0	2	142	5710	0.60	0.60	11.68	11.58	14.65	-	-	1.40	-	-
				NII-2C	0.60	0.60	11.30	11.23	14.28	23.98	-	1.40	-	Pass
				NII-3	0.60	0.60	0.96	0.53	3.76	16.00	-	1.40	-	Pass
VHT80	MCS0	2	138	5690	1.20	1.16	11.19	11.06	14.14	-	-	1.40	-	-
				NII-2C	1.20	1.16	11.04	10.90	13.98	23.98	-	1.40	-	Pass
				NII-3	1.20	1.16	-3.40	-3.47	-0.42	15.41	-	1.40	-	Pass

**TEST RESULTS DATA**  
**Power Spectral Density**

Straddle Channel														
Mod.	Data Rate	NTX	CH.	Freq. (MHz)	Duty Factor (dB)		Average Power Density (dBm/MHz)			Average PSD Limit (dBm/MHz)		DG (dBi)		Pass /Fail
					Ant 1	Ant 2	Ant 1	Ant 2	SUM	Ant 1	Ant 2	Ant 1	Ant 2	
11a	6Mbps	1	144	NII-2C	0.29	0.33		2.15		11.00	11.00	1.40	1.10	Pass
				NII-3	0.29	0.33		2.15		30.00	30.00	1.40	1.10	Pass
HT20	MCS0	1	144	NII-2C	0.31	0.31		1.84		11.00	11.00	1.40	1.10	Pass
				NII-3	0.31	0.31		1.84		30.00	30.00	1.40	1.10	Pass
HT40	MCS0	1	142	NII-2C	0.61	0.60		-1.22		11.00	11.00	1.40	1.10	Pass
				NII-3	0.61	0.60		-1.22		30.00	30.00	1.40	1.10	Pass
VHT20	MCS0	1	144	NII-2C	0.35	0.31		1.79		11.00	11.00	1.40	1.10	Pass
				NII-3	0.35	0.31		1.79		30.00	30.00	1.40	1.10	Pass
VHT40	MCS0	1	142	NII-2C	0.60	0.60		-1.27		11.00	11.00	1.40	1.10	Pass
				NII-3	0.60	0.60		-1.27		30.00	30.00	1.40	1.10	Pass
VHT80	MCS0	1	138	NII-2C	1.20	1.14		-4.76		11.00	11.00	1.40	1.10	Pass
				NII-3	1.20	1.14		-4.76		30.00	30.00	1.40	1.10	Pass
11a	6Mbps	2	144	NII-2C	0.29	0.29			1.76	11.00		4.26		Pass
				NII-3	0.29	0.29			1.76	30.00		4.26		Pass
HT20	MCS0	2	144	NII-2C	0.31	0.31			1.01	11.00		4.26		Pass
				NII-3	0.31	0.31			1.01	30.00		4.26		Pass
HT40	MCS0	2	142	NII-2C	0.67	0.61			-1.81	11.00		4.26		Pass
				NII-3	0.67	0.61			-1.81	30.00		4.26		Pass
VHT20	MCS0	2	144	NII-2C	0.35	0.31			1.41	11.00		4.26		Pass
				NII-3	0.35	0.31			1.41	30.00		4.26		Pass
VHT40	MCS0	2	142	NII-2C	0.60	0.60			-1.49	11.00		4.26		Pass
				NII-3	0.60	0.60			-1.49	30.00		4.26		Pass
VHT80	MCS0	2	138	NII-2C	1.20	1.16			-5.83	11.00		4.26		Pass
				NII-3	1.20	1.16			-5.83	30.00		4.26		Pass

**TEST RESULTS DATA**  
**Frequency Stability**

Band I										
Mod.	Data Rate	NTX	CH.	Freq. (MHz)	Center Frequency (MHz)	Frequency Deviation (MHz)	Frequency Stability (ppm)	Temperature (°C)	Voltage (V)	Note
11a	6Mbps	1	36	5180	5180.000	0.000	0.00	20	3.5	
11a	6Mbps	1	36	5180	5180.000	0.000	0.00	20	4.38	
11a	6Mbps	1	36	5180	5180.000	0.000	0.00	20	3.8	
11a	6Mbps	1	36	5180	5180.050	0.050	9.65	-30	3.8	
11a	6Mbps	1	36	5180	5180.000	0.000	0.00	50	3.8	

Band II										
Mod.	Data Rate	NTX	CH.	Freq. (MHz)	Center Frequency (MHz)	Frequency Deviation (MHz)	Frequency Stability (ppm)	Temperature (°C)	Voltage (V)	Note
11a	6Mbps	1	64	5320	5320.000	0.000	0.00	20	3.5	
11a	6Mbps	1	64	5320	5320.000	0.000	0.00	20	4.38	
11a	6Mbps	1	64	5320	5320.000	0.000	0.00	20	3.8	
11a	6Mbps	1	64	5320	5320.000	0.000	0.00	-30	3.8	
11a	6Mbps	1	64	5320	5320.000	0.000	0.00	50	3.8	

Band III										
Mod.	Data Rate	NTX	CH.	Freq. (MHz)	Center Frequency (MHz)	Frequency Deviation (MHz)	Frequency Stability (ppm)	Temperature (°C)	Voltage (V)	Note
11a	6Mbps	1	100	5500	5500.050	0.050	9.09	20	3.5	
11a	6Mbps	1	100	5500	5500.050	0.050	9.09	20	4.38	
11a	6Mbps	1	100	5500	5500.050	0.050	9.09	20	3.8	
11a	6Mbps	1	100	5500	5500.050	0.050	9.09	-30	3.8	
11a	6Mbps	1	100	5500	5500.000	0.000	0.00	50	3.8	



**<TXBF Modes>**

Test Engineer:	Kenny Chen	Temperature:	21~25	°C
Test Date:	2016/06/01 ~ 2016/06/29	Relative Humidity:	51~54	%

**TEST RESULTS DATA**  
**26dB and 99% OBW**

Band I													
Mod.	Data Rate	NTX	CH.	Freq. (MHz)	99% Bandwidth (MHz)		26 dB Bandwidth (MHz)		IC 99% Bandwidth Power Limit (dBm)		IC 99% Bandwidth EIRP Limit (dBm)		Note
					Ant 1	Ant 2	Ant 1	Ant 2	Ant 1	Ant 2	Ant 1	Ant 2	
HT20	MCS0	2	36	5180	18.95	18.80	23.00	23.00	-	-	22.74	-	
HT20	MCS0	2	44	5220	18.95	18.80	23.00	23.45	-	-	22.74	-	
HT20	MCS0	2	48	5240	18.05	18.05	20.70	20.85	-	-	22.56	-	
HT40	MCS0	2	38	5190	36.70	36.80	40.86	41.04	-	-	23.01	-	
HT40	MCS0	2	46	5230	36.80	36.70	40.86	40.86	-	-	23.01	-	
VHT20	MCS0	2	36	5180	18.85	18.80	23.20	23.00	-	-	22.74	-	
VHT20	MCS0	2	44	5220	19.10	18.90	23.20	23.40	-	-	22.76	-	
VHT20	MCS0	2	48	5240	18.15	18.05	20.60	20.90	-	-	22.56	-	
VHT40	MCS0	2	38	5190	36.80	36.80	40.50	40.68	-	-	23.01	-	
VHT40	MCS0	2	46	5230	36.70	36.70	41.13	41.40	-	-	23.01	-	
VHT80	MCS0	2	42	5210	75.96	76.20	79.68	83.20	-	-	23.01	-	



**TEST RESULTS DATA**  
**Average Power Table**

FCC Band I												
Mod.	Data Rate	NTX	CH.	Freq. (MHz)	Average Conducted Power (dBm)			FCC Conducted Power Limit (dBm)		DG (dBi)		Pass/Fail
					Ant 1	Ant 2	SUM	Ant 1	Ant 2	Ant 1	Ant 2	
11a	6Mbps	2	36	5180	10.80	10.70	13.76	24.00		4.16		Pass
11a	6Mbps	2	44	5220	11.30	10.70	14.02	24.00		4.16		Pass
11a	6Mbps	2	48	5240	11.40	10.90	14.17	24.00		4.16		Pass
HT20	MCS0	2	36	5180	11.40	11.10	14.26	24.00		4.16		Pass
HT20	MCS0	2	44	5220	11.20	11.00	14.11	24.00		4.16		Pass
HT20	MCS0	2	48	5240	10.90	10.90	13.91	24.00		4.16		Pass
HT40	MCS0	2	38	5190	11.20	10.90	14.06	24.00		4.16		Pass
HT40	MCS0	2	46	5230	11.30	10.90	14.11	24.00		4.16		Pass
VHT20	MCS0	2	36	5180	11.00	11.10	14.06	24.00		4.16		Pass
VHT20	MCS0	2	44	5220	11.30	11.10	14.21	24.00		4.16		Pass
VHT20	MCS0	2	48	5240	11.50	11.10	14.31	24.00		4.16		Pass
VHT40	MCS0	2	38	5190	11.10	11.00	14.06	24.00		4.16		Pass
VHT40	MCS0	2	46	5230	11.20	11.10	14.16	24.00		4.16		Pass
VHT80	MCS0	2	42	5210	10.80	10.70	13.76	24.00		4.16		Pass

IC Band I														
Mod.	Data Rate	NTX	CH.	Freq. (MHz)	Average Conducted Power (dBm)			IC Conducted Power Limit (dBm)		DG (dBi)		IC EIRP Power Limit (dBm)		Pass /Fail
					Ant 1	Ant 2	SUM	Ant 1	Ant 2	Ant 1	Ant 2	Ant 1	Ant 2	
11a	6Mbps	2	36	5180	10.80	10.70	13.76	18.58		4.16		22.74		Pass
11a	6Mbps	2	44	5220	11.30	10.70	14.02	18.58		4.16		22.74		Pass
11a	6Mbps	2	48	5240	11.40	10.90	14.17	18.40		4.16		22.56		Pass
HT20	MCS0	2	36	5180	11.40	11.10	14.26	18.58		4.16		22.74		Pass
HT20	MCS0	2	44	5220	11.20	11.00	14.11	18.58		4.16		22.74		Pass
HT20	MCS0	2	48	5240	10.90	10.90	13.91	18.40		4.16		22.56		Pass
HT40	MCS0	2	38	5190	11.20	10.90	14.06	18.85		4.16		23.01		Pass
HT40	MCS0	2	46	5230	11.30	10.90	14.11	18.85		4.16		23.01		Pass
VHT20	MCS0	2	36	5180	11.00	11.10	14.06	18.58		4.16		22.74		Pass
VHT20	MCS0	2	44	5220	11.30	11.10	14.21	18.60		4.16		22.76		Pass
VHT20	MCS0	2	48	5240	11.50	11.10	14.31	18.40		4.16		22.56		Pass
VHT40	MCS0	2	38	5190	11.10	11.00	14.06	18.85		4.16		23.01		Pass
VHT40	MCS0	2	46	5230	11.20	11.10	14.16	18.85		4.16		23.01		Pass
VHT80	MCS0	2	42	5210	10.80	10.70	13.76	18.85		4.16		23.01		Pass

**TEST RESULTS DATA**  
**Power Spectral Density**

FCC Band I												
Mod.	Data Rate	NTX	CH.	Freq. (MHz)	Average Power Density (dBm/MHz)			Average PSD Limit (dBm/MHz)		DG (dBi)		Pass /Fail
					Ant 1	Ant 2	SUM	Ant 1	Ant 2	Ant 1	Ant 2	
HT20	MCS0	2	36	5180			3.36	11.00		4.16		Pass
HT20	MCS0	2	44	5220			3.49	11.00		4.16		Pass
HT20	MCS0	2	48	5240			3.28	11.00		4.16		Pass
HT40	MCS0	2	38	5190			2.69	11.00		4.16		Pass
HT40	MCS0	2	46	5230			2.18	11.00		4.16		Pass
VHT20	MCS0	2	36	5180			2.80	11.00		4.16		Pass
VHT20	MCS0	2	44	5220			3.15	11.00		4.16		Pass
VHT20	MCS0	2	48	5240			3.52	11.00		4.16		Pass
VHT40	MCS0	2	38	5190			2.89	11.00		4.16		Pass
VHT40	MCS0	2	46	5230			2.08	11.00		4.16		Pass
VHT80	MCS0	2	42	5210			2.57	11.00		4.16		Pass

IC Band I														
Mod.	Data Rate	NTX	CH.	Freq. (MHz)	Average Power Density (dBm/MHz)			Average PSD Limit (dBm/MHz)		DG (dBi)		IC EIRP PSD Limit (dBm/MHz)		Pass /Fail
					Ant 1	Ant 2	SUM	Ant 1	Ant 2	Ant 1	Ant 2	Ant 1	Ant 2	
HT20	MCS0	2	36	5180			3.36	5.84	4.16	10	Pass			
HT20	MCS0	2	44	5220			3.49	5.84	4.16	10	Pass			
HT20	MCS0	2	48	5240			3.28	5.84	4.16	10	Pass			
HT40	MCS0	2	38	5190			2.69	5.84	4.16	10	Pass			
HT40	MCS0	2	46	5230			2.18	5.84	4.16	10	Pass			
VHT20	MCS0	2	36	5180			2.80	5.84	4.16	10	Pass			
VHT20	MCS0	2	44	5220			3.15	5.84	4.16	10	Pass			
VHT20	MCS0	2	48	5240			3.52	5.84	4.16	10	Pass			
VHT40	MCS0	2	38	5190			2.89	5.84	4.16	10	Pass			
VHT40	MCS0	2	46	5230			2.08	5.84	4.16	10	Pass			
VHT80	MCS0	2	42	5210			2.57	5.84	4.16	10	Pass			

**TEST RESULTS DATA**  
**26dB and 99% OBW**

Band II															
Mod.	Data Rate	NTX	CH.	Freq. (MHz)	99% Bandwidth (MHz)		26 dB Bandwidth (MHz)		IC 99% Bandwidth Power Limit (dBm)		IC 99% Bandwidth EIRP Limit (dBm)		FCC 26dB Bandwidth Power Limit (dBm)		Note
					Ant 1	Ant 2	Ant 1	Ant 2	Ant 1	Ant 2	Ant 1	Ant 2	Ant 1	Ant 2	
HT20	MCS0	2	52	5260	18.05	18.00	20.70	20.85	23.55		29.55		23.98		
HT20	MCS0	2	60	5300	19.10	19.00	23.00	23.25	23.79		29.79		23.98		
HT20	MCS0	2	64	5320	19.00	19.10	23.10	23.00	23.79		29.79		23.98		
HT40	MCS0	2	54	5270	36.70	36.80	40.68	40.68	23.98		30.00		23.98		
HT40	MCS0	2	62	5310	36.70	36.60	41.31	40.32	23.98		30.00		23.98		
VHT20	MCS0	2	52	5260	18.10	18.10	20.90	23.09	23.58		29.58		23.98		
VHT20	MCS0	2	60	5300	19.05	18.90	23.00	23.10	23.76		29.76		23.98		
VHT20	MCS0	2	64	5320	19.00	18.80	23.10	23.30	23.74		29.74		23.98		
VHT40	MCS0	2	54	5270	36.70	36.90	41.22	41.13	23.98		30.00		23.98		
VHT40	MCS0	2	62	5310	36.60	36.70	40.95	40.50	23.98		30.00		23.98		
VHT80	MCS0	2	58	5290	76.20	76.20	79.68	80.00	23.98		30.00		23.98		

**TEST RESULTS DATA**  
**Average Power Table**

FCC Band II													
Mod.	Data Rate	Ntx	CH.	Freq. (MHz)	Average Conducted Power (dBm)			FCC Conducted Power Limit (dBm)		DG (dBi)		EIRP Power Limit (dBm)	Pass/Fail
					Ant 1	Ant 2	SUM	Ant 1	Ant 2	Ant 1	Ant 2		
11a	6Mbps	2	52	5260	11.00	11.20	14.11	23.98		4.16		26.99	Pass
11a	6Mbps	2	60	5300	10.90	10.90	13.91	23.98		4.16		26.99	Pass
11a	6Mbps	2	64	5320	11.20	10.90	14.06	23.98		4.16		26.99	Pass
HT20	MCS0	2	52	5260	11.00	11.10	14.06	23.98		4.16		26.99	Pass
HT20	MCS0	2	60	5300	10.90	11.00	13.96	23.98		4.16		26.99	Pass
HT20	MCS0	2	64	5320	10.90	10.80	13.86	23.98		4.16		26.99	Pass
HT40	MCS0	2	54	5270	11.30	11.20	14.26	23.98		4.16		26.99	Pass
HT40	MCS0	2	62	5310	11.20	11.20	14.21	23.98		4.16		26.99	Pass
VHT20	MCS0	2	52	5260	11.30	11.50	14.41	23.98		4.16		26.99	Pass
VHT20	MCS0	2	60	5300	11.10	11.10	14.11	23.98		4.16		26.99	Pass
VHT20	MCS0	2	64	5320	11.30	10.90	14.11	23.98		4.16		26.99	Pass
VHT40	MCS0	2	54	5270	11.30	11.30	14.31	23.98		4.16		26.99	Pass
VHT40	MCS0	2	62	5310	11.20	11.30	14.26	23.98		4.16		26.99	Pass
VHT80	MCS0	2	58	5290	10.80	10.50	13.66	23.98		4.16		26.99	Pass

**TEST RESULTS DATA**  
**Power Spectral Density**

Band II												
Mod.	Data Rate	NTX	CH.	Freq. (MHz)	Average Power Density (dBm/MHz)			Average PSD Limit (dBm/MHz)		DG (dBi)		Pass /Fail
					Ant 1	Ant 2	SUM	Ant 1	Ant 2	Ant 1	Ant 2	
HT20	MCS0	2	52	5260			3.76	11.00		4.16		Pass
HT20	MCS0	2	60	5300			3.99	11.00		4.16		Pass
HT20	MCS0	2	64	5320			3.99	11.00		4.16		Pass
HT40	MCS0	2	54	5270			2.68	11.00		4.16		Pass
HT40	MCS0	2	62	5310			2.78	11.00		4.16		Pass
VHT20	MCS0	2	52	5260			3.39	11.00		4.16		Pass
VHT20	MCS0	2	60	5300			3.00	11.00		4.16		Pass
VHT20	MCS0	2	64	5320			2.86	11.00		4.16		Pass
VHT40	MCS0	2	54	5270			1.88	11.00		4.16		Pass
VHT40	MCS0	2	62	5310			1.94	11.00		4.16		Pass
VHT80	MCS0	2	58	5290			0.70	11.00		4.16		Pass

**TEST RESULTS DATA**  
**26dB and 99% OBW**

Band III															
Mod.	Data Rate	NTx	CH.	Freq. (MHz)	99% Bandwidth (MHz)		26 dB Bandwidth (MHz)		IC 99% Bandwidth Power Limit (dBm)		IC 99% Bandwidth EIRP Limit (dBm)		FCC 26dB Bandwidth Power Limit (dBm)		Note
					Ant 1	Ant 2	Ant 1	Ant 2	Ant 1	Ant 2	Ant 1	Ant 2	Ant 1	Ant 2	
HT20	MCS0	2	100	5500	18.85	18.95	23.55	23.40	23.75		29.75		23.98		
HT20	MCS0	2	116	5580	18.10	18.10	20.80	21.00	23.58		29.58		23.98		
HT20	MCS0	2	140	5700	19.05	18.90	23.40	23.20	23.76		29.76		23.98		
HT40	MCS0	2	102	5510	36.60	36.60	40.68	40.68	23.98		30.00		23.98		
HT40	MCS0	2	110	5550	36.80	36.80	40.86	40.77	23.98		30.00		23.98		
HT40	MCS0	2	134	5670	36.80	36.70	40.41	41.40	23.98		30.00		23.98		
VHT20	MCS0	2	100	5500	18.95	18.90	23.30	23.05	23.76		29.76		23.98		
VHT20	MCS0	2	116	5580	18.05	18.10	20.90	20.90	23.56		29.56		23.98		
VHT20	MCS0	2	140	5700	18.85	19.00	23.20	23.20	23.75		29.75		23.98		
VHT40	MCS0	2	102	5510	36.60	36.70	40.68	41.04	23.98		30.00		23.98		
VHT40	MCS0	2	110	5550	36.80	36.70	40.86	40.68	23.98		30.00		23.98		
VHT40	MCS0	2	134	5670	36.80	36.70	40.86	41.31	23.98		30.00		23.98		
VHT80	MCS0	2	106	5530	76.32	76.20	80.80	80.80	23.98		30.00		23.98		
VHT80	MCS0	2	122	5610	75.84	76.20	82.24	80.00	23.98		30.00		23.98		

**TEST RESULTS DATA**  
**Average Power Table**

FCC Band III													
Mod.	Data Rate	Ntx	CH.	Freq. (MHz)	Average Conducted Power (dBm)			FCC Conducted Power Limit (dBm)		DG (dBi)		EIRP Power Limit (dBm)	Pass/Fail
					Ant 1	Ant 2	SUM	Ant 1	Ant 2	Ant 1	Ant 2		
11a	6Mbps	2	100	5500	11.90	10.70	14.35	23.98		4.16		26.99	Pass
11a	6Mbps	2	116	5580	11.60	10.70	14.18	23.98		4.16		26.99	Pass
11a	6Mbps	2	140	5700	11.80	10.50	14.21	23.98		4.16		26.99	Pass
HT20	MCS0	2	100	5500	11.70	11.00	14.37	23.98		4.26		26.99	Pass
HT20	MCS0	2	116	5580	11.60	11.40	14.51	23.98		4.26		26.99	Pass
HT20	MCS0	2	140	5700	11.70	10.90	14.33	23.98		4.26		26.99	Pass
HT40	MCS0	2	102	5510	11.70	10.90	14.33	23.98		4.26		26.99	Pass
HT40	MCS0	2	110	5550	11.50	10.80	14.17	23.98		4.26		26.99	Pass
HT40	MCS0	2	134	5670	11.60	10.90	14.27	23.98		4.26		26.99	Pass
VHT20	MCS0	2	100	5500	11.80	11.20	14.52	23.98		4.26		26.99	Pass
VHT20	MCS0	2	116	5580	11.50	10.90	14.22	23.98		4.26		26.99	Pass
VHT20	MCS0	2	140	5700	11.60	11.10	14.37	23.98		4.26		26.99	Pass
VHT40	MCS0	2	102	5510	11.70	11.10	14.42	23.98		4.26		26.99	Pass
VHT40	MCS0	2	110	5550	11.70	10.90	14.33	23.98		4.26		26.99	Pass
VHT40	MCS0	2	134	5670	11.80	11.00	14.43	23.98		4.26		26.99	Pass
VHT80	MCS0	2	106	5530	11.40	10.60	14.03	23.98		4.26		26.99	Pass
VHT80	MCS0	2	122	5610	11.50	10.70	14.13	23.98		4.26		26.99	Pass

**TEST RESULTS DATA**  
**Power Spectral Density**

Band III												
Mod.	Data Rate	NTX	CH.	Freq. (MHz)	Average Power Density (dBm/MHz)			Average PSD Limit (dBm/MHz)		DG (dBi)		Pass /Fail
					Ant 1	Ant 2	SUM	Ant 1	Ant 2	Ant 1	Ant 2	
HT20	MCS0	2	100	5500			4.23	11.00		4.26		Pass
HT20	MCS0	2	116	5580			4.38	11.00		4.26		Pass
HT20	MCS0	2	140	5700			2.67	11.00		4.26		Pass
HT40	MCS0	2	102	5510			3.80	11.00		4.26		Pass
HT40	MCS0	2	110	5550			3.24	11.00		4.26		Pass
HT40	MCS0	2	134	5670			2.01	11.00		4.26		Pass
VHT20	MCS0	2	100	5500			4.13	11.00		4.26		Pass
VHT20	MCS0	2	116	5580			3.81	11.00		4.26		Pass
VHT20	MCS0	2	140	5700			2.25	11.00		4.26		Pass
VHT40	MCS0	2	102	5510			2.28	11.00		4.26		Pass
VHT40	MCS0	2	110	5550			1.59	11.00		4.26		Pass
VHT40	MCS0	2	134	5670			1.44	11.00		4.26		Pass
VHT80	MCS0	2	106	5530			1.22	11.00		4.26		Pass
VHT80	MCS0	2	122	5610			2.38	11.00		4.26		Pass



**TEST RESULTS DATA**  
**26dB and 99% OBW**

Straddle Channel															
Mod.	Data Rate	NTx	CH.	Freq. (MHz)	99% Bandwidth (MHz)		Emission Bandwidth (MHz)		IC 99% Bandwidth Power Limit (dBm)		IC 99% Bandwidth EIRP Limit (dBm)		FCC 26dB Bandwidth Power Limit (dBm)		Note
					Ant 1	Ant 2	Ant 1	Ant 2	Ant 1	Ant 2	Ant 1	Ant 2	Ant 1	Ant 2	
HT20	MCS0	2	144	5720	18.75	18.75	20.51	20.34	-	-	-	-	-	-	
				NII-2C	14.4	14.45	16.65	16.5	22.58	28.58	23.17				
				NII-3	4.35	4.3	3.86	3.84	23.33	29.33	16.84				
HT40	MCS0	2	142	5710	36.70	36.70	37.95	37.85	-	-	-	-	-	-	
				NII-2C	33.4	33.4	35.43	35.25	23.98	30.00	23.98				
				NII-3	3.3	3.3	2.52	2.6	22.19	28.19	15.01				
VHT20	MCS0	2	144	5720	19.00	19.00	20.45	20.35	-	-	-	-	-	-	
				NII-2C	14.55	14.55	16.65	16.55	22.63	28.63	23.19				
				NII-3	4.45	4.45	3.8	3.8	23.48	29.48	16.80				
VHT40	MCS0	2	142	5710	36.70	36.70	39.22	38.03	-	-	-	-	-	-	
				NII-2C	33.4	33.4	36.06	35.43	23.98	30.00	23.98				
				NII-3	3.3	3.3	3.16	2.6	22.19	28.19	15.15				
VHT80	MCS0	2	138	5690	76.00	76.32	77.76	77.44	-	-	-	-	-	-	
				NII-2C	72.76	73.4	75.16	74.84	23.98	30.00	23.98				
				NII-3	3.24	2.92	2.6	2.6	21.65	27.65	15.15				

**TEST RESULTS DATA**  
**Average Power Table**

FCC Straddle Channel												
Mod.	Data Rate	NTX	CH.	Freq. (MHz)	Average Conducted Power (dBm)			FCC Conducted Power Limit (dBm)		DG (dBi)		Pass/Fail
					Ant 1	Ant 2	SUM	Ant 1	Ant 2	Ant 1	Ant 2	
11a	6Mbps	2	144	5720	11.13	10.79	13.98	-	-	4.16	-	-
				NII-2C	10.24	10.20	13.23	23.17	-	4.16	-	Pass
				NII-3	3.82	1.85	5.96	16.84	-	4.16	-	Pass
HT20	MCS0	2	144	5720	11.06	11.05	14.06	-	-	4.26	-	-
				NII-2C	10.02	10.03	13.04	23.17	-	4.26	-	Pass
				NII-3	4.32	4.24	7.29	16.84	-	4.26	-	Pass
HT40	MCS0	2	142	5710	11.70	10.67	14.22	-	-	4.26	-	-
				NII-2C	11.40	10.40	13.94	23.98	-	4.26	-	Pass
				NII-3	-0.12	-1.48	2.26	15.01	-	4.26	-	Pass
VHT20	MCS0	2	144	5720	11.77	11.18	14.50	-	-	4.26	-	-
				NII-2C	10.69	10.16	13.44	23.19	-	4.26	-	Pass
				NII-3	5.20	4.41	7.83	16.80	-	4.26	-	Pass
VHT40	MCS0	2	142	5710	11.82	11.43	14.64	-	-	4.26	-	-
				NII-2C	11.55	11.21	14.39	23.98	-	4.26	-	Pass
				NII-3	-0.38	-1.55	2.08	15.15	-	4.26	-	Pass
VHT80	MCS0	2	138	5690	11.24	10.87	14.07	-	-	4.26	-	-
				NII-2C	11.12	10.78	13.96	23.98	-	4.26	-	Pass
				NII-3	-4.48	-6.02	-2.17	15.15	-	4.26	-	Pass

IC Straddle Channel														
Mod.	Data Rate	NTX	CH.	Freq. (MHz)	Average Conducted Power (dBm)			IC Conducted Power Limit (dBm)		DG (dBi)		IC EIRP Power Limit (dBm)		Pass /Fail
					Ant 1	Ant 2	SUM	Ant 1	Ant 2	Ant 1	Ant 2	Ant 1	Ant 2	
11a	6Mbps	2	144	5720	11.13	10.79	13.98	-		4.26		-		-
				NII-2C	10.24	10.20	13.23	22.58		4.26		28.58		Pass
				NII-3	3.82	1.85	5.96	23.33		4.26		29.33		Pass
HT20	MCS0	2	144	5720	11.06	11.05	14.06	-		4.26		-		-
				NII-2C	10.02	10.03	13.04	22.58		4.26		28.58		Pass
				NII-3	4.32	4.24	7.29	23.33		4.26		29.33		Pass
HT40	MCS0	2	142	5710	11.70	10.67	14.22	-		4.26		-		-
				NII-2C	11.40	10.40	13.94	23.98		4.26		30.00		Pass
				NII-3	-0.12	-1.48	2.26	22.19		4.26		28.19		Pass
VHT20	MCS0	2	144	5720	11.77	11.18	14.50	-		4.26		-		-
				NII-2C	10.69	10.16	13.44	22.63		4.26		28.63		Pass
				NII-3	5.20	4.41	7.83	23.48		4.26		29.48		Pass
VHT40	MCS0	2	142	5710	11.82	11.43	14.64	-		4.26		-		-
				NII-2C	11.55	11.21	14.39	23.98		4.26		30.00		Pass
				NII-3	-0.38	-1.55	2.08	22.19		4.26		28.19		Pass
VHT80	MCS0	2	138	5690	11.24	10.87	14.07	-		4.26		-		-
				NII-2C	11.12	10.78	13.96	23.98		4.26		30.00		Pass
				NII-3	-4.48	-6.02	-2.17	21.65		4.26		27.65		Pass

**TEST RESULTS DATA**  
**Power Spectral Density**

Straddle Channel												
Mod.	Data Rate	NTX	CH.	Freq. (MHz)	Average Power Density (dBm/MHz)			Average PSD Limit (dBm/MHz)		DG (dBi)		Pass /Fail
					Ant 1	Ant 2	SUM	Ant 1	Ant 2	Ant 1	Ant 2	
HT20	MCS0	2	144	NII-2C			2.77	11.00		4.26		Pass
				NII-3			2.77	30.00		4.26		Pass
HT40	MCS0	2	142	NII-2C			0.31	11.00		4.26		Pass
				NII-3			0.31	30.00		4.26		Pass
VHT20	MCS0	2	144	NII-2C			2.76	11.00		4.26		Pass
				NII-3			2.76	30.00		4.26		Pass
VHT40	MCS0	2	142	NII-2C			0.39	11.00		4.26		Pass
				NII-3			0.39	30.00		4.26		Pass
VHT80	MCS0	2	138	NII-2C			-0.73	11.00		4.26		Pass
				NII-3			-0.73	30.00		4.26		Pass



## Appendix B. Radiated Spurious Emission

Test Engineer :	Jesse Wang, James Chiu, Derek Hsu, and Luke Chang	Temperature :	25~26°C
		Relative Humidity :	54~55%

### <Non-TXBF Modes>

#### Band 1 - 5150~5250MHz

#### WIFI 802.11a (Band Edge @ 3m)

WIFI	Note	Frequency	Level	Over	Limit	Read	Antenna	Cable	Preamp	Ant	Table	Peak	Pol.
Ant.				Limit	Line	Level	Factor	Loss	Factor	Pos	Pos	Avg.	
2		( MHz )	( dBμV/m )	( dB )	( dBμV/m )	( dBμV )	( dB/m )	( dB )	( dB )	( cm )	( deg )	( P/A )	( H/V )
802.11a CH 36 5180MHz		5149.7	57.57	-16.43	74	46.92	34.66	11.21	35.22	269	212	P	H
		5149.85	48	-6	54	37.35	34.66	11.21	35.22	269	212	A	H
	*	5180	105.43	-	-	94.7	34.74	11.21	35.22	269	212	P	H
	*	5180	98.25	-	-	87.52	34.74	11.21	35.22	269	212	A	H
													H
													H
		5145.2	54.88	-19.12	74	44.23	34.66	11.21	35.22	317	32	P	V
		5150	46.27	-7.73	54	35.62	34.66	11.21	35.22	317	32	A	V
	*	5180	103.88	-	-	93.15	34.74	11.21	35.22	317	32	P	V
	*	5180	97.1	-	-	86.37	34.74	11.21	35.22	317	32	A	V
													V
													V
802.11a CH 44 5220MHz		5102.75	50.9	-23.1	74	40.4	34.54	11.18	35.22	267	214	P	H
		5147.45	42.34	-11.66	54	31.69	34.66	11.21	35.22	267	214	A	H
	*	5220	105.44	-	-	94.59	34.82	11.25	35.22	267	214	P	H
	*	5220	98.14	-	-	87.29	34.82	11.25	35.22	267	214	A	H
		5370.13	50.21	-23.79	74	38.5	35.18	11.76	35.23	267	214	P	H
		5434.92	42.16	-11.84	54	30.17	35.34	11.89	35.24	267	214	A	H
		5149.4	50.33	-23.67	74	39.68	34.66	11.21	35.22	296	41	P	V
		5083.55	41.65	-12.35	54	31.23	34.5	11.14	35.22	296	41	A	V
	*	5220	104.1	-	-	93.25	34.82	11.25	35.22	296	41	P	V
	*	5220	97.38	-	-	86.53	34.82	11.25	35.22	296	41	A	V
		5378.49	49.69	-24.31	74	37.94	35.22	11.76	35.23	296	41	P	V
		5452.52	41.57	-12.43	54	29.54	35.38	11.89	35.24	296	41	A	V



<b>802.11a CH 48 5240MHz</b>		5134.4	50.52	-23.48	74	39.94	34.62	11.18	35.22	266	224	P	H
		5099	41.66	-12.34	54	31.2	34.54	11.14	35.22	266	224	A	H
	*	5240	104.98	-	-	93.96	34.86	11.38	35.22	266	224	P	H
	*	5240	97.75	-	-	86.73	34.86	11.38	35.22	266	224	A	H
		5436.46	50.38	-23.62	74	38.39	35.34	11.89	35.24	266	224	P	H
		5450.87	42.19	-11.81	54	30.16	35.38	11.89	35.24	266	224	A	H
		5067.5	50.06	-23.94	74	39.67	34.46	11.14	35.21	293	41	P	V
		5105.15	41.59	-12.41	54	31.09	34.54	11.18	35.22	293	41	A	V
	*	5240	104.32	-	-	93.3	34.86	11.38	35.22	293	41	P	V
	*	5240	97.31	-	-	86.29	34.86	11.38	35.22	293	41	A	V
		5436.79	50.25	-23.75	74	38.26	35.34	11.89	35.24	293	41	P	V
		5452.96	41.61	-12.39	54	29.58	35.38	11.89	35.24	293	41	A	V
Remark	1. No other spurious found. 2. All results are PASS against Peak and Average limit line.												



## Band 1 5150~5250MHz

## WIFI 802.11a (Harmonic @ 3m)

WIFI Ant. 2	Note	Frequency ( MHz )	Level ( dBμV/m )	Over Limit ( dB )	Limit Line ( dBμV/m )	Read Level ( dBμV )	Antenna Factor ( dB/m )	Cable Loss ( dB )	Preamp Factor ( dB )	Ant Pos ( cm )	Table Pos ( deg )	Peak Avg. ( P/A )	Pol. ( H/V )
802.11a CH 36 5180MHz		10360	41.7	-32.3	74	46.37	37.37	17.17	59.21	100	0	P	H
		15540	42.56	-31.44	74	39.77	40.36	19.61	57.18	100	0	P	H
													H
													H
		10360	43.88	-30.12	74	48.55	37.37	17.17	59.21	100	0	P	V
		15540	43.45	-30.55	74	40.66	40.36	19.61	57.18	100	0	P	V
													V
													V
802.11a CH 44 5220MHz		10440	43.41	-30.59	74	47.96	37.43	17.17	59.15	100	0	P	H
		15660	42.97	-31.03	74	39.82	40.58	19.68	57.11	100	0	P	H
													H
													H
		10440	43.62	-30.38	74	48.17	37.43	17.17	59.15	100	0	P	V
		15660	42.66	-31.34	74	39.51	40.58	19.68	57.11	100	0	P	V
													V
													V
802.11a CH 48 5240MHz		10480	42.49	-31.51	74	46.95	37.48	17.17	59.11	100	0	P	H
		15720	43.14	-30.86	74	39.78	40.7	19.73	57.07	100	0	P	H
													H
													H
		10480	44.07	-29.93	74	48.53	37.48	17.17	59.11	100	0	P	V
		15720	43.21	-30.79	74	39.85	40.7	19.73	57.07	100	0	P	V
													V
													V
Remark	1. No other spurious found. 2. All results are PASS against Peak and Average limit line.												



## Band 1 5150~5250MHz

## WIFI 802.11ac VHT20 (Band Edge @ 3m)

WIFI Ant. 2	Note	Frequency ( MHz )	Level ( dBμV/m )	Over Limit ( dB )	Limit Line ( dBμV/m )	Read Level ( dBμV )	Antenna Factor ( dB/m )	Cable Loss ( dB )	Preamp Factor ( dB )	Ant Pos ( cm )	Table Pos ( deg )	Peak Avg. ( P/A )	Pol. ( H/V )
802.11ac VHT20 CH 36 5180MHz		5149.85	57.48	-16.52	74	46.83	34.66	11.21	35.22	266	229	P	H
		5149.7	48.94	-5.06	54	38.29	34.66	11.21	35.22	266	229	A	H
	*	5180	106.1	-	-	95.37	34.74	11.21	35.22	266	229	P	H
	*	5180	99.07	-	-	88.34	34.74	11.21	35.22	266	229	A	H
													H
													H
		5148.35	54.65	-19.35	74	44	34.66	11.21	35.22	316	31	P	V
		5149.7	46.51	-7.49	54	35.86	34.66	11.21	35.22	316	31	A	V
	*	5180	105.03	-	-	94.3	34.74	11.21	35.22	316	31	P	V
	*	5180	97	-	-	86.27	34.74	11.21	35.22	316	31	A	V
													V
													V
802.11ac VHT20 CH 44 5220MHz		5149.55	51.54	-22.46	74	40.89	34.66	11.21	35.22	268	214	P	H
		5150	42.22	-11.78	54	31.57	34.66	11.21	35.22	268	214	A	H
	*	5220	105.29	-	-	94.44	34.82	11.25	35.22	268	214	P	H
	*	5220	97.8	-	-	86.95	34.82	11.25	35.22	268	214	A	H
		5413.25	49.85	-24.15	74	37.89	35.3	11.89	35.23	268	214	P	H
		5432.39	41.72	-12.28	54	29.73	35.34	11.89	35.24	268	214	A	H
		5071.7	50.35	-23.65	74	39.92	34.5	11.14	35.21	296	42	P	V
		5119.4	41.59	-12.41	54	31.05	34.58	11.18	35.22	296	42	A	V
	*	5220	104.2	-	-	93.35	34.82	11.25	35.22	296	42	P	V
	*	5220	97.23	-	-	86.38	34.82	11.25	35.22	296	42	A	V
		5442.07	49.22	-24.78	74	37.23	35.34	11.89	35.24	296	42	P	V
		5451.97	41.41	-12.59	54	29.38	35.38	11.89	35.24	296	42	A	V





<b>802.11ac</b> <b>VHT20</b> <b>CH 48</b> <b>5240MHz</b>		5118.35	52.13	-21.87	74	41.59	34.58	11.18	35.22	261	216	P	H
		5125.1	41.63	-12.37	54	31.05	34.62	11.18	35.22	261	216	A	H
	*	5240	104.63	-	-	93.61	34.86	11.38	35.22	261	216	P	H
	*	5240	97.47	-	-	86.45	34.86	11.38	35.22	261	216	A	H
		5385.53	50.82	-23.18	74	38.94	35.22	11.89	35.23	261	216	P	H
		5454.72	42.09	-11.91	54	30.06	35.38	11.89	35.24	261	216	A	H
		5050.4	50.56	-23.44	74	40.24	34.42	11.11	35.21	295	40	P	V
		5094.65	41.44	-12.56	54	30.98	34.54	11.14	35.22	295	40	A	V
	*	5240	104.04	-	-	93.02	34.86	11.38	35.22	295	40	P	V
	*	5240	97.23	-	-	86.21	34.86	11.38	35.22	295	40	A	V
		5447.24	50.65	-23.35	74	38.62	35.38	11.89	35.24	295	40	P	V
		5456.92	41.61	-12.39	54	29.58	35.38	11.89	35.24	295	40	A	V
<b>Remark</b>	1. No other spurious found. 2. All results are PASS against Peak and Average limit line.												



## Band 1 5150~5250MHz

## WIFI 802.11ac VHT20 (Harmonic @ 3m)

WIFI Ant. 2	Note	Frequency ( MHz )	Level ( dBμV/m )	Over Limit ( dB )	Limit Line ( dBμV/m )	Read Level (dBμV)	Antenna Factor ( dB/m )	Cable Loss ( dB )	Preamp Factor ( dB )	Ant Pos ( cm )	Table Pos ( deg )	Peak Avg. (P/A)	Pol. (H/V)
802.11ac VHT20 CH 36 5180MHz		10360	43.54	-30.46	74	48.21	37.37	17.17	59.21	100	0	P	H
		15540	42.49	-31.51	74	39.7	40.36	19.61	57.18	100	0	P	H
													H
													H
		10360	43.4	-30.6	74	48.07	37.37	17.17	59.21	100	0	P	V
		15540	43.37	-30.63	74	40.58	40.36	19.61	57.18	100	0	P	V
													V
													V
802.11ac VHT20 CH 44 5220MHz		10440	44.69	-29.31	74	49.24	37.43	17.17	59.15	100	0	P	H
		15660	44.36	-29.64	74	41.21	40.58	19.68	57.11	100	0	P	H
													H
													H
		10440	44.28	-29.72	74	48.83	37.43	17.17	59.15	100	0	P	V
		15660	43.13	-30.87	74	39.98	40.58	19.68	57.11	100	0	P	V
													V
													V
802.11ac VHT20 CH 48 5240MHz		10480	42.33	-31.67	74	46.79	37.48	17.17	59.11	100	0	P	H
		15720	44.09	-29.91	74	40.73	40.7	19.73	57.07	100	0	P	H
													H
													H
		10480	43.97	-30.03	74	48.43	37.48	17.17	59.11	100	0	P	V
		15720	44.01	-29.99	74	40.65	40.7	19.73	57.07	100	0	P	V
													V
													V
Remark	1. No other spurious found. 2. All results are PASS against Peak and Average limit line.												



## Band 1 5150~5250MHz

## WIFI 802.11ac VHT40 (Band Edge @ 3m)

WIFI Ant. 2	Note	Frequency ( MHz )	Level ( dBμV/m )	Over Limit ( dB )	Limit Line ( dBμV/m )	Read Level ( dBμV )	Antenna Factor ( dB/m )	Cable Loss ( dB )	Preamp Factor ( dB )	Ant Pos ( cm )	Table Pos ( deg )	Peak Avg. ( P/A )	Pol. ( H/V )
802.11ac VHT40 CH 38 5190MHz		5150	60.39	-13.61	74	49.74	34.66	11.21	35.22	268	230	P	H
		5150	52.55	-1.45	54	41.9	34.66	11.21	35.22	268	230	A	H
	*	5190	100.62	-	-	89.85	34.74	11.25	35.22	268	230	P	H
	*	5190	94.14	-	-	83.37	34.74	11.25	35.22	268	230	A	H
		5412.37	50.13	-23.87	74	38.17	35.3	11.89	35.23	268	230	P	H
		5455.71	42.11	-11.89	54	30.08	35.38	11.89	35.24	268	230	A	H
		5147.75	58.01	-15.99	74	47.36	34.66	11.21	35.22	316	32	P	V
		5149.85	50.04	-3.96	54	39.39	34.66	11.21	35.22	316	32	A	V
	*	5190	99.09	-	-	88.32	34.74	11.25	35.22	316	32	P	V
	*	5190	92.47	-	-	81.7	34.74	11.25	35.22	316	32	A	V
		5385.31	50.22	-23.78	74	38.34	35.22	11.89	35.23	316	32	P	V
		5445.81	42.09	-11.91	54	30.06	35.38	11.89	35.24	316	32	A	V
802.11ac VHT40 CH 46 5230MHz		5139.05	54.26	-19.74	74	43.68	34.62	11.18	35.22	253	218	P	H
		5149.25	46.4	-7.6	54	35.75	34.66	11.21	35.22	253	218	A	H
	*	5230	102.32	-	-	91.3	34.86	11.38	35.22	253	218	P	H
	*	5230	95.35	-	-	84.33	34.86	11.38	35.22	253	218	A	H
		5388.39	50.01	-23.99	74	38.13	35.22	11.89	35.23	253	218	P	H
		5437.56	42.19	-11.81	54	30.2	35.34	11.89	35.24	253	218	A	H
		5141.75	51.61	-22.39	74	40.96	34.66	11.21	35.22	296	42	P	V
		5147.45	44.06	-9.94	54	33.41	34.66	11.21	35.22	296	42	A	V
	*	5230	102.15	-	-	91.13	34.86	11.38	35.22	296	42	P	V
	*	5230	94.92	-	-	83.9	34.86	11.38	35.22	296	42	A	V
		5434.81	50.1	-23.9	74	38.11	35.34	11.89	35.24	296	42	P	V
		5371.56	41.95	-12.05	54	30.24	35.18	11.76	35.23	296	42	A	V
Remark	1. No other spurious found. 2. All results are PASS against Peak and Average limit line.												



## Band 1 5150~5250MHz

## WIFI 802.11ac VHT40 (Harmonic @ 3m)

WIFI Ant. 2	Note	Frequency ( MHz )	Level ( dBμV/m )	Over Limit ( dB )	Limit Line ( dBμV/m )	Read Level ( dBμV )	Antenna Factor ( dB/m )	Cable Loss ( dB )	Preamp Factor ( dB )	Ant Pos ( cm )	Table Pos ( deg )	Peak Avg. ( P/A )	Pol. ( H/V )
802.11ac VHT40 CH 38 5190MHz		10380	42.87	-31.13	74	47.51	37.38	17.17	59.19	100	0	P	H
		15570	42.89	-31.11	74	40	40.42	19.63	57.16	100	0	P	H
													H
													H
		10380	41.86	-32.14	74	46.5	37.38	17.17	59.19	100	0	P	V
		15570	43.45	-30.55	74	40.56	40.42	19.63	57.16	100	0	P	V
													V
													V
802.11ac VHT40 CH 46 5230MHz		10460	42.97	-31.03	74	47.49	37.45	17.17	59.14	100	0	P	H
		15690	45.24	-28.76	74	41.99	40.64	19.7	57.09	100	0	P	H
													H
													H
		10460	42.03	-31.97	74	46.55	37.45	17.17	59.14	100	0	P	V
		15690	42.88	-31.12	74	39.63	40.64	19.7	57.09	100	0	P	V
													V
													V
Remark	1. No other spurious found. 2. All results are PASS against Peak and Average limit line.												



## Band 1 5150~5250MHz

## WIFI 802.11ac VHT80 (Band Edge @ 3m)

WIFI Ant. 2	Note	Frequency ( MHz )	Level ( dBμV/m )	Over Limit ( dB )	Limit Line ( dBμV/m )	Read Level (dBμV)	Antenna Factor ( dB/m )	Cable Loss ( dB )	Preamp Factor ( dB )	Ant Pos ( cm )	Table Pos ( deg )	Peak Avg. (P/A)	Pol. (H/V)
802.11ac VHT80 CH 42 5210MHz		5149.1	59.87	-14.13	74	49.22	34.66	11.21	35.22	268	232	P	H
		5122.25	52.43	-1.57	54	41.89	34.58	11.18	35.22	268	232	A	H
	*	5210	97.16	-	-	86.31	34.82	11.25	35.22	268	232	P	H
	*	5210	89.95	-	-	79.1	34.82	11.25	35.22	268	232	A	H
		5370.79	52.35	-21.65	74	40.64	35.18	11.76	35.23	268	232	P	H
		5382.45	43.04	-10.96	54	31.16	35.22	11.89	35.23	268	232	A	H
		5146.7	56.65	-17.35	74	46	34.66	11.21	35.22	314	32	P	V
		5148.2	49.57	-4.43	54	38.92	34.66	11.21	35.22	314	32	A	V
	*	5210	96.1	-	-	85.25	34.82	11.25	35.22	314	32	P	V
	*	5210	89.19	-	-	78.34	34.82	11.25	35.22	314	32	A	V
		5448.67	50.12	-23.88	74	38.09	35.38	11.89	35.24	314	32	P	V
		5439.54	43.02	-10.98	54	31.03	35.34	11.89	35.24	314	32	A	V
Remark	1. No other spurious found. 2. All results are PASS against Peak and Average limit line.												

**Band 1 5150~5250MHz****WIFI 802.11ac VHT80 (Harmonic @ 3m)**

WIFI Ant. 2	Note	Frequency ( MHz )	Level ( dBμV/m )	Over Limit ( dB )	Limit Line ( dBμV/m )	Read Level (dBμV)	Antenna Factor ( dB/m )	Cable Loss ( dB )	Preamp Factor ( dB )	Ant Pos ( cm )	Table Pos ( deg )	Peak Avg. (P/A)	Pol. (H/V)
<b>802.11ac VHT80 CH 42 5210MHz</b>		10420	42.19	-31.81	74	46.77	37.42	17.17	59.17	100	0	P	H
		15630	43.98	-30.02	74	40.87	40.55	19.68	57.12	100	0	P	H
													H
													H
		10420	42.99	-31.01	74	47.57	37.42	17.17	59.17	100	0	P	V
		15630	43.81	-30.19	74	40.7	40.55	19.68	57.12	100	0	P	V
													V
													V
<b>Remark</b>	1. No other spurious found. 2. All results are PASS against Peak and Average limit line.												



## Band 2 - 5250~5350MHz

## WIFI 802.11a (Band Edge @ 3m)

WIFI	Note	Frequency	Level	Over	Limit	Read	Antenna	Cable	Preamp	Ant	Table	Peak	Pol.
Ant.				Limit	Line	Level	Factor	Loss	Factor	Pos	Pos	Avg.	
2		( MHz )	( dBμV/m )	( dB )	( dBμV/m )	( dBμV )	( dB/m )	( dB )	( dB )	( cm )	( deg )	( P/A )	( H/V )
802.11a CH 52 5260MHz		5071.7	50.28	-23.72	74	39.85	34.5	11.14	35.21	266	216	P	H
		5091.2	41.68	-12.32	54	31.22	34.54	11.14	35.22	266	216	A	H
	*	5260	104.51	-	-	93.42	34.94	11.38	35.23	266	216	P	H
	*	5260	97.51	-	-	86.42	34.94	11.38	35.23	266	216	A	H
		5400.16	51.28	-22.72	74	39.36	35.26	11.89	35.23	266	216	P	H
		5456.81	41.62	-12.38	54	29.59	35.38	11.89	35.24	266	216	A	H
		5076.35	51.34	-22.66	74	40.91	34.5	11.14	35.21	293	41	P	V
		5100.35	41.42	-12.58	54	30.92	34.54	11.18	35.22	293	41	A	V
	*	5260	104.12	-	-	93.03	34.94	11.38	35.23	293	41	P	V
	*	5260	97.16	-	-	86.07	34.94	11.38	35.23	293	41	A	V
		5442.95	50.27	-23.73	74	38.28	35.34	11.89	35.24	293	41	P	V
		5402.58	41.44	-12.56	54	29.52	35.26	11.89	35.23	293	41	A	V
802.11a CH 60 5300MHz		5096.3	50.46	-23.54	74	40	34.54	11.14	35.22	271	213	P	H
		5079.05	41.99	-12.01	54	31.56	34.5	11.14	35.21	271	213	A	H
	*	5300	103.96	-	-	92.66	35.02	11.51	35.23	271	213	P	H
	*	5300	97.11	-	-	85.81	35.02	11.51	35.23	271	213	A	H
		5350	52.64	-21.36	74	40.97	35.14	11.76	35.23	271	213	P	H
		5350.11	43.17	-10.83	54	31.5	35.14	11.76	35.23	271	213	A	H
		5104.1	49.64	-24.36	74	39.14	34.54	11.18	35.22	320	52	P	V
		5120	41.31	-12.69	54	30.77	34.58	11.18	35.22	320	52	A	V
	*	5300	102.19	-	-	90.89	35.02	11.51	35.23	320	52	P	V
	*	5300	95.46	-	-	84.16	35.02	11.51	35.23	320	52	A	V
		5444.27	50.27	-23.73	74	38.28	35.34	11.89	35.24	320	52	P	V
		5452.08	41.93	-12.07	54	29.9	35.38	11.89	35.24	320	52	A	V



<b>802.11a</b> <b>CH 64</b> <b>5320MHz</b>	*	5320	105.59	-	-	94.13	35.06	11.63	35.23	267	231	P	H
	*	5320	98.69	-	-	87.23	35.06	11.63	35.23	267	231	A	H
		5350.99	57.47	-16.53	74	45.8	35.14	11.76	35.23	267	231	P	H
		5350.11	48.51	-5.49	54	36.84	35.14	11.76	35.23	267	231	A	H
													H
													H
	*	5320	104.73	-	-	93.27	35.06	11.63	35.23	301	34	P	V
	*	5320	97.65	-	-	86.19	35.06	11.63	35.23	301	34	A	V
		5350.33	56.68	-17.32	74	45.01	35.14	11.76	35.23	301	34	P	V
		5350.22	46.43	-7.57	54	34.76	35.14	11.76	35.23	301	34	A	V
													V
													V
<b>Remark</b>	1. No other spurious found. 2. All results are PASS against Peak and Average limit line.												





**Band 2 5250~5350MHz**

**WIFI 802.11a (Harmonic @ 3m)**

WIFI Ant. 2	Note	Frequency ( MHz )	Level ( dBμV/m )	Over Limit ( dB )	Limit Line ( dBμV/m )	Read Level ( dBμV )	Antenna Factor ( dB/m )	Cable Loss ( dB )	Preamp Factor ( dB )	Ant Pos ( cm )	Table Pos ( deg )	Peak Avg. ( P/A )	Pol. ( H/V )
802.11a CH 52 5260MHz		10520	41.35	-32.65	74	45.75	37.51	17.17	59.08	100	0	P	H
		15780	44.83	-29.17	74	41.31	40.8	19.75	57.03	100	0	P	H
													H
													H
		10520	42.82	-31.18	74	47.22	37.51	17.17	59.08	100	0	P	V
		15780	44.06	-29.94	74	40.54	40.8	19.75	57.03	100	0	P	V
													V
													V
802.11a CH 60 5300MHz		10600	42.19	-31.81	74	46.4	37.58	17.17	58.96	100	0	P	H
		15900	44.62	-29.38	74	40.75	41.01	19.82	56.96	100	0	P	H
													H
													H
		10600	42.25	-31.75	74	46.46	37.58	17.17	58.96	100	0	P	V
		15900	44.06	-29.94	74	40.19	41.01	19.82	56.96	100	0	P	V
													V
													V
802.11a CH 64 5320MHz		10640	41.81	-32.19	74	45.94	37.61	17.17	58.91	100	0	P	H
		15960	43.9	-30.1	74	39.81	41.14	19.87	56.92	100	0	P	H
													H
													H
		10640	42.12	-31.88	74	46.25	37.61	17.17	58.91	100	0	P	V
		15960	43.54	-30.46	74	39.45	41.14	19.87	56.92	100	0	P	V
													V
													V
Remark	1. No other spurious found. 2. All results are PASS against Peak and Average limit line.												



## Band 2 5250~5350MHz

## WIFI 802.11ac VHT20 (Band Edge @ 3m)

WIFI Ant. 2	Note	Frequency ( MHz )	Level ( dBμV/m )	Over Limit ( dB )	Limit Line ( dBμV/m )	Read Level ( dBμV )	Antenna Factor ( dB/m )	Cable Loss ( dB )	Preamp Factor ( dB )	Ant Pos ( cm )	Table Pos ( deg )	Peak Avg. ( P/A )	Pol. ( H/V )
802.11ac VHT20 CH 52 5260MHz		5083.55	50.15	-23.85	74	39.73	34.5	11.14	35.22	252	211	P	H
		5116.55	41.42	-12.58	54	30.88	34.58	11.18	35.22	252	211	A	H
	*	5260	104.31	-	-	93.22	34.94	11.38	35.23	252	211	P	H
	*	5260	97.37	-	-	86.28	34.94	11.38	35.23	252	211	A	H
		5374.64	50.2	-23.8	74	38.49	35.18	11.76	35.23	252	211	P	H
		5458.46	41.67	-12.33	54	29.64	35.38	11.89	35.24	252	211	A	H
		5136.8	50.12	-23.88	74	39.54	34.62	11.18	35.22	307	41	P	V
		5124.05	41.4	-12.6	54	30.82	34.62	11.18	35.22	307	41	A	V
	*	5260	103.59	-	-	92.5	34.94	11.38	35.23	307	41	P	V
	*	5260	96.91	-	-	85.82	34.94	11.38	35.23	307	41	A	V
		5455.49	50.07	-23.93	74	38.04	35.38	11.89	35.24	307	41	P	V
		5457.03	41.61	-12.39	54	29.58	35.38	11.89	35.24	307	41	A	V
802.11ac VHT20 CH 60 5300MHz		5034.05	50.27	-23.73	74	39.99	34.38	11.11	35.21	252	217	P	H
		5079.05	42.08	-11.92	54	31.65	34.5	11.14	35.21	252	217	A	H
	*	5300	104.19	-	-	92.89	35.02	11.51	35.23	252	217	P	H
	*	5300	96.81	-	-	85.51	35.02	11.51	35.23	252	217	A	H
		5350.77	51.16	-22.84	74	39.49	35.14	11.76	35.23	252	217	P	H
		5350.22	43.03	-10.97	54	31.36	35.14	11.76	35.23	252	217	A	H
		5110.85	50.69	-23.31	74	40.15	34.58	11.18	35.22	289	41	P	V
		5139.65	41.49	-12.51	54	30.87	34.66	11.18	35.22	289	41	A	V
	*	5300	103.63	-	-	92.33	35.02	11.51	35.23	289	41	P	V
	*	5300	96.73	-	-	85.43	35.02	11.51	35.23	289	41	A	V
		5444.71	50.04	-23.96	74	38.05	35.34	11.89	35.24	289	41	P	V
		5450.54	42.02	-11.98	54	29.99	35.38	11.89	35.24	289	41	A	V



<b>802.11ac VHT20 CH 64 5320MHz</b>	*	5320	106.07	-	-	94.61	35.06	11.63	35.23	255	229	P	H
	*	5320	99.22	-	-	87.76	35.06	11.63	35.23	255	229	A	H
		5350.11	56.35	-17.65	74	44.68	35.14	11.76	35.23	255	229	P	H
		5351.1	48.57	-5.43	54	36.9	35.14	11.76	35.23	255	229	A	H
													H
													H
	*	5320	104.73	-	-	93.27	35.06	11.63	35.23	302	34	P	V
	*	5320	97.38	-	-	85.92	35.06	11.63	35.23	302	34	A	V
		5350.77	56.58	-17.42	74	44.91	35.14	11.76	35.23	302	34	P	V
		5350	46.2	-7.8	54	34.53	35.14	11.76	35.23	302	34	A	V
													V
													V
<b>Remark</b>	1. No other spurious found. 2. All results are PASS against Peak and Average limit line.												



## Band 2 5250~5350MHz

## WIFI 802.11ac VHT20 (Harmonic @ 3m)

WIFI Ant. 2	Note	Frequency ( MHz )	Level ( dBμV/m )	Over Limit ( dB )	Limit Line ( dBμV/m )	Read Level ( dBμV )	Antenna Factor ( dB/m )	Cable Loss ( dB )	Preamp Factor ( dB )	Ant Pos ( cm )	Table Pos ( deg )	Peak Avg. ( P/A )	Pol. ( H/V )
802.11ac VHT20 CH 52 5260MHz		10520	42.34	-31.66	74	46.74	37.51	17.17	59.08	100	0	P	H
		15780	44.02	-29.98	74	40.5	40.8	19.75	57.03	100	0	P	H
													H
													H
		10520	43.03	-30.97	74	47.43	37.51	17.17	59.08	100	0	P	V
		15780	45.62	-28.38	74	42.1	40.8	19.75	57.03	100	0	P	V
													V
													V
802.11ac VHT20 CH 60 5300MHz		10600	42.87	-31.13	74	47.08	37.58	17.17	58.96	100	0	P	H
		15900	44.52	-29.48	74	40.65	41.01	19.82	56.96	100	0	P	H
													H
													H
		10600	42.59	-31.41	74	46.8	37.58	17.17	58.96	100	0	P	V
		15900	43.38	-30.62	74	39.51	41.01	19.82	56.96	100	0	P	V
													V
													V
802.11ac VHT20 CH 64 5320MHz		10640	42.06	-31.94	74	46.19	37.61	17.17	58.91	100	0	P	H
		15960	44.32	-29.68	74	40.23	41.14	19.87	56.92	100	0	P	H
													H
													H
		10640	41.66	-32.34	74	45.79	37.61	17.17	58.91	100	0	P	V
		15960	44.52	-29.48	74	40.43	41.14	19.87	56.92	100	0	P	V
													V
													V
Remark	1. No other spurious found. 2. All results are PASS against Peak and Average limit line.												



## Band 2 5250~5350MHz

## WIFI 802.11ac VHT40 (Band Edge @ 3m)

WIFI Ant. 2	Note	Frequency ( MHz )	Level ( dBμV/m )	Over Limit ( dB )	Limit Line ( dBμV/m )	Read Level ( dBμV )	Antenna Factor ( dB/m )	Cable Loss ( dB )	Preamp Factor ( dB )	Ant Pos ( cm )	Table Pos ( deg )	Peak Avg. ( P/A )	Pol. ( H/V )
802.11ac VHT40 CH 54 5270MHz		5061.2	50.65	-23.35	74	40.26	34.46	11.14	35.21	251	211	P	H
		5148.8	42.49	-11.51	54	31.84	34.66	11.21	35.22	251	211	A	H
	*	5270	102.12	-	-	90.9	34.94	11.51	35.23	251	211	P	H
	*	5270	94.65	-	-	83.43	34.94	11.51	35.23	251	211	A	H
		5351.76	54.62	-19.38	74	42.95	35.14	11.76	35.23	251	211	P	H
		5350.44	44.73	-9.27	54	33.06	35.14	11.76	35.23	251	211	A	H
		5139.95	51.15	-22.85	74	40.53	34.66	11.18	35.22	308	41	P	V
		5148.65	42.22	-11.78	54	31.57	34.66	11.21	35.22	308	41	A	V
	*	5270	101.31	-	-	90.09	34.94	11.51	35.23	308	41	P	V
	*	5270	94.32	-	-	83.1	34.94	11.51	35.23	308	41	A	V
		5386.85	51.72	-22.28	74	39.84	35.22	11.89	35.23	308	41	P	V
		5350.66	42.79	-11.21	54	31.12	35.14	11.76	35.23	308	41	A	V
802.11ac VHT40 CH 62 5310MHz		5097.95	50.18	-23.82	74	39.72	34.54	11.14	35.22	258	230	P	H
		5113.4	43.59	-10.41	54	33.05	34.58	11.18	35.22	258	230	A	H
	*	5310	101.41	-	-	89.95	35.06	11.63	35.23	258	230	P	H
	*	5310	94.71	-	-	83.25	35.06	11.63	35.23	258	230	A	H
		5356.27	60.14	-13.86	74	48.47	35.14	11.76	35.23	258	230	P	H
		5350.22	52.66	-1.34	54	40.99	35.14	11.76	35.23	258	230	A	H
		5127.8	50.28	-23.72	74	39.7	34.62	11.18	35.22	315	29	P	V
		5113.25	42.26	-11.74	54	31.72	34.58	11.18	35.22	315	29	A	V
	*	5310	100.21	-	-	88.75	35.06	11.63	35.23	315	29	P	V
	*	5310	93.48	-	-	82.02	35.06	11.63	35.23	315	29	A	V
		5352.31	59.28	-14.72	74	47.61	35.14	11.76	35.23	315	29	P	V
		5350	51.99	-2.01	54	40.32	35.14	11.76	35.23	315	29	A	V
Remark	1. No other spurious found. 2. All results are PASS against Peak and Average limit line.												



## Band 2 5250~5350MHz

## WIFI 802.11ac VHT40 (Harmonic @ 3m)

WIFI Ant. 2	Note	Frequency ( MHz )	Level ( dBμV/m )	Over Limit ( dB )	Limit Line ( dBμV/m )	Read Level (dBμV)	Antenna Factor ( dB/m )	Cable Loss ( dB )	Preamp Factor ( dB )	Ant Pos ( cm )	Table Pos ( deg )	Peak Avg. (P/A)	Pol. (H/V)
802.11ac VHT40 CH 54 5270MHz		10540	41.64	-32.36	74	45.99	37.53	17.17	59.05	100	0	P	H
		15810	43.58	-30.42	74	39.96	40.86	19.77	57.01	100	0	P	H
													H
													H
		10540	42.62	-31.38	74	46.97	37.53	17.17	59.05	100	0	P	V
		15810	43.91	-30.09	74	40.29	40.86	19.77	57.01	100	0	P	V
													V
													V
802.11ac VHT40 CH 62 5310MHz		10620	42.02	-31.98	74	46.18	37.6	17.17	58.93	100	0	P	H
		15930	45.09	-28.91	74	41.11	41.08	19.84	56.94	100	0	P	H
													H
													H
		10620	42.17	-31.83	74	46.33	37.6	17.17	58.93	100	0	P	V
		15930	45.03	-28.97	74	41.05	41.08	19.84	56.94	100	0	P	V
													V
													V
Remark	1. No other spurious found. 2. All results are PASS against Peak and Average limit line.												


**Band 2 5250~5350MHz**
**WIFI 802.11ac VHT80 (Band Edge @ 3m)**

WIFI Ant. 2	Note	Frequency ( MHz )	Level ( dBμV/m )	Over Limit ( dB )	Limit Line ( dBμV/m )	Read Level (dBμV)	Antenna Factor ( dB/m )	Cable Loss ( dB )	Preamp Factor ( dB )	Ant Pos ( cm )	Table Pos ( deg )	Peak Avg. (P/A)	Pol. (H/V)
<b>802.11ac VHT80 CH 58 5290MHz</b>		5148.65	53.75	-20.25	74	43.1	34.66	11.21	35.22	268	229	P	H
		5143.55	46.75	-7.25	54	36.1	34.66	11.21	35.22	268	229	A	H
	*	5290	96.88	-	-	85.62	34.98	11.51	35.23	268	229	P	H
	*	5290	89.39	-	-	78.13	34.98	11.51	35.23	268	229	A	H
		5360.23	59.93	-14.07	74	48.26	35.14	11.76	35.23	268	229	P	H
		5356.49	52.89	-1.11	54	41.22	35.14	11.76	35.23	268	229	A	H
		5143.4	53.84	-20.16	74	43.19	34.66	11.21	35.22	316	32	P	V
		5143.85	45.47	-8.53	54	34.82	34.66	11.21	35.22	316	32	A	V
	*	5290	96.26	-	-	85	34.98	11.51	35.23	316	32	P	V
	*	5290	89.15	-	-	77.89	34.98	11.51	35.23	316	32	A	V
		5353.19	57.72	-16.28	74	46.05	35.14	11.76	35.23	316	32	P	V
		5357.7	51.46	-2.54	54	39.79	35.14	11.76	35.23	316	32	A	V
<b>Remark</b>	1. No other spurious found. 2. All results are PASS against Peak and Average limit line.												

**Band 2 5250~5350MHz****WIFI 802.11ac VHT80 (Harmonic @ 3m)**

WIFI Ant. 2	Note	Frequency ( MHz )	Level ( dBμV/m )	Over Limit ( dB )	Limit Line ( dBμV/m )	Read Level (dBμV)	Antenna Factor ( dB/m )	Cable Loss ( dB )	Preamp Factor ( dB )	Ant Pos ( cm )	Table Pos ( deg )	Peak Avg. (P/A)	Pol. (H/V)
<b>802.11ac VHT80 CH 58 5290MHz</b>		10580	41.99	-32.01	74	46.23	37.57	17.17	58.98	100	0	P	H
		15870	42.73	-31.27	74	38.9	40.98	19.82	56.97	100	0	P	H
													H
													H
		10580	43.23	-30.77	74	47.47	37.57	17.17	58.98	100	0	P	V
		15870	43.49	-30.51	74	39.66	40.98	19.82	56.97	100	0	P	V
													V
													V
<b>Remark</b>	1. No other spurious found. 2. All results are PASS against Peak and Average limit line.												





## Band 3 - 5470~5725MHz

## WIFI 802.11a (Band Edge @ 3m)

WIFI	Note	Frequency	Level	Over	Limit	Read	Antenna	Cable	Preamp	Ant	Table	Peak	Pol.
Ant.				Limit	Line	Level	Factor	Loss	Factor	Pos	Pos	Avg.	
2		( MHz )	( dBμV/m )	( dB )	( dBμV/m )	( dBμV )	( dB/m )	( dB )	( dB )	( cm )	( deg )	( P/A )	( H/V )
802.11a CH 100 5500MHz		5442.48	51.81	-22.19	74	39.82	35.34	11.89	35.24	266	229	P	H
		5465.84	52.27	-16.03	68.3	40.2	35.42	11.89	35.24	266	229	P	H
		5459.56	43.32	-10.68	54	31.29	35.38	11.89	35.24	266	229	A	H
	*	5500	104.79	-	-	92.64	35.5	11.89	35.24	266	229	P	H
	*	5500	97.68	-	-	85.53	35.5	11.89	35.24	266	229	A	H
													H
		5418.32	50.45	-23.55	74	38.5	35.3	11.89	35.24	300	40	P	V
		5469.84	51.85	-16.45	68.3	39.78	35.42	11.89	35.24	300	40	P	V
		5459.23	42.28	-11.72	54	30.25	35.38	11.89	35.24	300	40	A	V
	*	5500	102.01	-	-	89.86	35.5	11.89	35.24	300	40	P	V
	*	5500	95.63	-	-	83.48	35.5	11.89	35.24	300	40	A	V
													V
802.11a CH 116 5580MHz		5413.68	49.75	-24.25	74	37.79	35.3	11.89	35.23	248	226	P	H
		5465.04	49.84	-18.46	68.3	37.77	35.42	11.89	35.24	248	226	P	H
		5449.77	41.47	-12.53	54	29.44	35.38	11.89	35.24	248	226	A	H
	*	5580	104.27	-	-	92.13	35.51	11.89	35.26	248	226	P	H
	*	5580	97.47	-	-	85.33	35.51	11.89	35.26	248	226	A	H
		5755	51.52	-16.78	68.3	39.15	35.55	12.11	35.29	248	226	P	H
		5444.56	50.59	-23.41	74	38.6	35.34	11.89	35.24	294	54	P	V
		5467.44	49.97	-18.33	68.3	37.9	35.42	11.89	35.24	294	54	P	V
		5456.48	41.4	-12.6	54	29.37	35.38	11.89	35.24	294	54	A	V
	*	5580	102.64	-	-	90.5	35.51	11.89	35.26	294	54	P	V
	*	5580	95.72	-	-	83.58	35.51	11.89	35.26	294	54	A	V
		5729.16	50.44	-17.86	68.3	38.13	35.54	12.06	35.29	294	54	P	V



<b>802.11a</b> <b>CH 140</b> <b>5700MHz</b>	*	5700	105.26	-	-	93	35.54	12	35.28	252	227	P	H
	*	5700	97.72	-	-	85.46	35.54	12	35.28	252	227	A	H
		5725	56.2	-12.1	68.3	43.88	35.54	12.06	35.28	252	227	P	H
													H
													H
													H
	*	5700	104.7	-	-	92.44	35.54	12	35.28	296	53	P	V
	*	5700	97.2	-	-	84.94	35.54	12	35.28	296	53	A	V
		5726.92	54.56	-13.74	68.3	42.25	35.54	12.06	35.29	296	53	P	V
													V
													V
													V
<b>Remark</b>	1. No other spurious found. 2. All results are PASS against Peak and Average limit line.												



## Band 3 - 5470~5725MHz

## WIFI 802.11a (Harmonic @ 3m)

WIFI Ant. 2	Note	Frequency ( MHz )	Level ( dBμV/m )	Over Limit ( dB )	Limit Line ( dBμV/m )	Read Level ( dBμV )	Antenna Factor ( dB/m )	Cable Loss ( dB )	Preamp Factor ( dB )	Ant Pos ( cm )	Table Pos ( deg )	Peak Avg. ( P/A )	Pol. ( H/V )
802.11a CH 100 5500MHz		11000	43.06	-30.94	74	46.39	37.9	17.17	58.4	100	0	P	H
		16500	45.3	-23	68.3	39.57	41.6	20.23	56.1	100	0	P	H
													H
													H
		11000	43.57	-30.43	74	46.9	37.9	17.17	58.4	100	0	P	V
		16500	44.51	-23.79	68.3	38.78	41.6	20.23	56.1	100	0	P	V
													V
													V
802.11a CH 116 5580MHz		11160	42.88	-31.12	74	45.68	38.07	17.16	58.03	100	0	P	H
		16740	45.5	-22.8	68.3	39.18	41.89	20.39	55.96	100	0	P	H
													H
													H
		11160	43.07	-30.93	74	45.87	38.07	17.16	58.03	100	0	P	V
		16740	45.86	-22.44	68.3	39.54	41.89	20.39	55.96	100	0	P	V
													V
													V
802.11a CH 140 5700MHz		11400	42.61	-31.39	74	44.67	38.3	17.16	57.52	100	0	P	H
		17100	46.3	-22	68.3	39.35	42.14	20.65	55.84	100	0	P	H
													H
													H
		11400	42.9	-31.1	74	44.96	38.3	17.16	57.52	100	0	P	V
		17100	46.65	-21.65	68.3	39.7	42.14	20.65	55.84	100	0	P	V
													V
													V
Remark	1. No other spurious found. 2. All results are PASS against Peak and Average limit line.												



## Band 3 - 5470~5725MHz

## WIFI 802.11ac VHT20 (Band Edge @ 3m)

WIFI Ant. 2	Note	Frequency ( MHz )	Level ( dBμV/m )	Over Limit ( dB )	Limit Line ( dBμV/m )	Read Level ( dBμV )	Antenna Factor ( dB/m )	Cable Loss ( dB )	Preamp Factor ( dB )	Ant Pos ( cm )	Table Pos ( deg )	Peak Avg. ( P/A )	Pol. ( H/V )
802.11ac VHT20 CH 100 5500MHz		5423.44	50.7	-23.3	74	38.75	35.3	11.89	35.24	268	229	P	H
		5465.52	51.89	-16.41	68.3	39.82	35.42	11.89	35.24	268	229	P	H
		5457.36	43.34	-10.66	54	31.31	35.38	11.89	35.24	268	229	A	H
	*	5500	103.68	-	-	91.53	35.5	11.89	35.24	268	229	P	H
	*	5500	97.28	-	-	85.13	35.5	11.89	35.24	268	229	A	H
													H
		5417.68	51.12	-22.88	74	39.17	35.3	11.89	35.24	300	49	P	V
		5464.08	50.08	-18.22	68.3	38.01	35.42	11.89	35.24	300	49	P	V
		5460	42.35	-11.65	54	30.32	35.38	11.89	35.24	300	49	A	V
	*	5500	102.33	-	-	90.18	35.5	11.89	35.24	300	49	P	V
	*	5500	95.2	-	-	83.05	35.5	11.89	35.24	300	49	A	V
													V
802.11ac VHT20 CH 116 5580MHz		5452.4	49.5	-24.5	74	37.47	35.38	11.89	35.24	264	227	P	H
		5464.88	50.31	-17.99	68.3	38.24	35.42	11.89	35.24	264	227	P	H
		5457.14	41.38	-12.62	54	29.35	35.38	11.89	35.24	264	227	A	H
	*	5580	104.12	-	-	91.98	35.51	11.89	35.26	264	227	P	H
	*	5580	96.94	-	-	84.8	35.51	11.89	35.26	264	227	A	H
		5757.96	50.37	-17.93	68.3	38	35.55	12.11	35.29	264	227	P	H
		5374.8	49.53	-24.47	74	37.82	35.18	11.76	35.23	294	54	P	V
		5463.28	49.39	-18.91	68.3	37.32	35.42	11.89	35.24	294	54	P	V
		5456.15	41.45	-12.55	54	29.42	35.38	11.89	35.24	294	54	A	V
	*	5580	101.55	-	-	89.41	35.51	11.89	35.26	294	54	P	V
	*	5580	95.19	-	-	83.05	35.51	11.89	35.26	294	54	A	V
		5748.12	51.27	-17.03	68.3	38.9	35.55	12.11	35.29	294	54	P	V



<b>802.11ac VHT20 CH 140 5700MHz</b>	*	5700	104.41	-	-	92.15	35.54	12	35.28	252	226	P	H
	*	5700	97.39	-	-	85.13	35.54	12	35.28	252	226	A	H
		5725.32	54.88	-13.42	68.3	42.57	35.54	12.06	35.29	252	226	P	H
													H
													H
													H
	*	5700	102.8	-	-	90.54	35.54	12	35.28	323	42	P	V
	*	5700	96.36	-	-	84.1	35.54	12	35.28	323	42	A	V
		5725.16	54.53	-13.77	68.3	42.22	35.54	12.06	35.29	323	42	P	V
													V
													V
													V
<b>Remark</b>	1. No other spurious found. 2. All results are PASS against Peak and Average limit line.												



## Band 3 - 5470~5725MHz

## WIFI 802.11ac VHT20 (Harmonic @ 3m)

WIFI Ant. 2	Note	Frequency ( MHz )	Level ( dBμV/m )	Over Limit ( dB )	Limit Line ( dBμV/m )	Read Level ( dBμV )	Antenna Factor ( dB/m )	Cable Loss ( dB )	Preamp Factor ( dB )	Ant Pos ( cm )	Table Pos ( deg )	Peak Avg. ( P/A )	Pol. ( H/V )
802.11ac VHT20 CH 100 5500MHz		11000	42.85	-31.15	74	46.18	37.9	17.17	58.4	100	0	P	H
		16500	45.36	-22.94	68.3	39.63	41.6	20.23	56.1	100	0	P	H
													H
													H
		11000	42.89	-31.11	74	46.22	37.9	17.17	58.4	100	0	P	V
		16500	44.93	-23.37	68.3	39.2	41.6	20.23	56.1	100	0	P	V
													V
													V
802.11ac VHT20 CH 116 5580MHz		11160	43.23	-30.77	74	46.03	38.07	17.16	58.03	100	0	P	H
		16740	46.92	-21.38	68.3	40.6	41.89	20.39	55.96	100	0	P	H
													H
													H
		11160	42.34	-31.66	74	45.14	38.07	17.16	58.03	100	0	P	V
		16740	45.84	-22.46	68.3	39.52	41.89	20.39	55.96	100	0	P	V
													V
													V
802.11ac VHT20 CH 140 5700MHz		11400	43.52	-30.48	74	45.58	38.3	17.16	57.52	100	0	P	H
		17100	46.74	-21.56	68.3	39.79	42.14	20.65	55.84	100	0	P	H
													H
													H
		11400	43.53	-30.47	74	45.59	38.3	17.16	57.52	100	0	P	V
		17100	46	-22.3	68.3	39.05	42.14	20.65	55.84	100	0	P	V
													V
													V
Remark	1. No other spurious found. 2. All results are PASS against Peak and Average limit line.												



## Band 3 - 5470~5725MHz

## WIFI 802.11ac VHT40 (Band Edge @ 3m)

WIFI Ant. 2	Note	Frequency ( MHz )	Level ( dBμV/m )	Over Limit ( dB )	Limit Line ( dBμV/m )	Read Level ( dBμV )	Antenna Factor ( dB/m )	Cable Loss ( dB )	Preamp Factor ( dB )	Ant Pos ( cm )	Table Pos ( deg )	Peak Avg. ( P/A )	Pol. ( H/V )
802.11ac VHT40 CH 102 5510MHz		5450.96	56.75	-17.25	74	44.72	35.38	11.89	35.24	268	230	P	H
		5468.08	62.66	-5.64	68.3	50.59	35.42	11.89	35.24	268	230	P	H
		5460	47.87	-6.13	54	35.84	35.38	11.89	35.24	268	230	A	H
	*	5510	101.63	-	-	89.48	35.5	11.89	35.24	268	230	P	H
	*	5510	94.48	-	-	82.33	35.5	11.89	35.24	268	230	A	H
		5726.92	50.34	-17.96	68.3	38.03	35.54	12.06	35.29	268	230	P	H
		5448.24	53.27	-20.73	74	41.24	35.38	11.89	35.24	298	49	P	V
		5466.48	58.89	-9.41	68.3	46.82	35.42	11.89	35.24	298	49	P	V
		5459.45	44.51	-9.49	54	32.48	35.38	11.89	35.24	298	49	A	V
	*	5510	98.96	-	-	86.81	35.5	11.89	35.24	298	49	P	V
	*	5510	93.21	-	-	81.06	35.5	11.89	35.24	298	49	A	V
		5752.84	51.55	-16.75	68.3	39.18	35.55	12.11	35.29	298	49	P	V
802.11ac VHT40 CH 110 5550MHz		5455.76	52.01	-21.99	74	39.98	35.38	11.89	35.24	250	227	P	H
		5462.16	52.62	-15.68	68.3	40.59	35.38	11.89	35.24	250	227	P	H
		5460	42.49	-11.51	54	30.46	35.38	11.89	35.24	250	227	A	H
	*	5550	101.18	-	-	89.03	35.51	11.89	35.25	250	227	P	H
	*	5550	94.38	-	-	82.23	35.51	11.89	35.25	250	227	A	H
		5749.16	50.7	-17.6	68.3	38.33	35.55	12.11	35.29	250	227	P	H
		5453.04	51.23	-22.77	74	39.2	35.38	11.89	35.24	294	37	P	V
		5467.76	51.84	-16.46	68.3	39.77	35.42	11.89	35.24	294	37	P	V
		5458.79	42.09	-11.91	54	30.06	35.38	11.89	35.24	294	37	A	V
	*	5550	99.67	-	-	87.52	35.51	11.89	35.25	294	37	P	V
	*	5550	92.8	-	-	80.65	35.51	11.89	35.25	294	37	A	V
		5764.44	50.93	-17.37	68.3	38.56	35.55	12.11	35.29	294	37	P	V



<b>802.11ac</b>  <b>VHT40</b>  <b>CH 134</b>  <b>5670MHz</b>		5443.76	50.92	-23.08	74	38.93	35.34	11.89	35.24	268	230	P	H
		5467.12	51.27	-17.03	68.3	39.2	35.42	11.89	35.24	268	230	P	H
		5442.29	41.88	-12.12	54	29.89	35.34	11.89	35.24	268	230	A	H
	*	5670	102.35	-	-	90.09	35.53	12	35.27	268	230	P	H
	*	5670	95.18	-	-	82.92	35.53	12	35.27	268	230	A	H
		5728.92	54.99	-13.31	68.3	42.68	35.54	12.06	35.29	268	230	P	H
		5459.92	51.38	-22.62	74	39.35	35.38	11.89	35.24	298	56	P	V
		5464.08	50.45	-17.85	68.3	38.38	35.42	11.89	35.24	298	56	P	V
		5431.18	41.86	-12.14	54	29.87	35.34	11.89	35.24	298	56	A	V
	*	5670	100.84	-	-	88.58	35.53	12	35.27	298	56	P	V
	*	5670	93.55	-	-	81.29	35.53	12	35.27	298	56	A	V
		5730.28	51.78	-16.52	68.3	39.47	35.54	12.06	35.29	298	56	P	V
<b>Remark</b>	1. No other spurious found. 2. All results are PASS against Peak and Average limit line.												





## Band 3 - 5470~5725MHz

## WIFI 802.11ac VHT40 (Harmonic @ 3m)

WIFI Ant. 2	Note	Frequency ( MHz )	Level ( dBμV/m )	Over Limit ( dB )	Limit Line ( dBμV/m )	Read Level ( dBμV )	Antenna Factor ( dB/m )	Cable Loss ( dB )	Preamp Factor ( dB )	Ant Pos ( cm )	Table Pos ( deg )	Peak Avg. (P/A)	Pol. (H/V)
802.11ac VHT40 CH 102 5510MHz		11020	43.81	-30.19	74	47.08	37.92	17.17	58.36	100	0	P	H
		16530	45.04	-23.26	68.3	39.23	41.64	20.25	56.08	100	0	P	H
													H
													H
		11020	43.19	-30.81	74	46.46	37.92	17.17	58.36	100	0	P	V
		16530	45.55	-22.75	68.3	39.74	41.64	20.25	56.08	100	0	P	V
													V
													V
802.11ac VHT40 CH 110 5550MHz		11100	42.79	-31.21	74	45.81	38	17.16	58.18	100	0	P	H
		16650	45.31	-22.99	68.3	39.19	41.79	20.34	56.01	100	0	P	H
													H
													H
		11100	41.91	-32.09	74	44.93	38	17.16	58.18	100	0	P	V
		16650	45.63	-22.67	68.3	39.51	41.79	20.34	56.01	100	0	P	V
													V
													V
802.11ac VHT40 CH 134 5670MHz		11340	42.11	-31.89	74	44.39	38.23	17.16	57.67	100	0	P	H
		17010	46.1	-22.2	68.3	39.13	42.19	20.59	55.81	100	0	P	H
													H
													H
		11340	42.18	-31.82	74	44.46	38.23	17.16	57.67	100	0	P	V
		17010	46.16	-22.14	68.3	39.19	42.19	20.59	55.81	100	0	P	V
													V
													V
Remark	1. No other spurious found. 2. All results are PASS against Peak and Average limit line.												



## Band 3 5470~5725MHz

## WIFI 802.11ac VHT80 (Band Edge @ 3m)

WIFI Ant. 2	Note	Frequency ( MHz )	Level ( dBμV/m )	Over Limit ( dB )	Limit Line ( dBμV/m )	Read Level ( dBμV )	Antenna Factor ( dB/m )	Cable Loss ( dB )	Preamp Factor ( dB )	Ant Pos ( cm )	Table Pos ( deg )	Peak Avg. ( P/A )	Pol. ( H/V )
802.11ac VHT80 CH 106 5530MHz		5454.48	58.32	-15.68	74	46.29	35.38	11.89	35.24	248	300	P	H
		5467.6	51.37	-2.63	54	39.3	35.42	11.89	35.24	248	300	A	H
	*	5530	100.62	-	-	88.48	35.5	11.89	35.25	248	300	P	H
	*	5530	92.37	-	-	80.23	35.5	11.89	35.25	248	300	A	H
		5729.48	50.8	-23.2	74	38.49	35.54	12.06	35.29	248	300	P	H
		5732.6	43.64	-10.36	54	31.33	35.54	12.06	35.29	248	300	A	H
		5427.92	55.38	-18.62	74	43.43	35.3	11.89	35.24	380	38	P	V
		5440.72	48.66	-5.34	54	36.67	35.34	11.89	35.24	380	38	A	V
	*	5530	98.47	-	-	86.33	35.5	11.89	35.25	380	38	P	V
	*	5530	91.87	-	-	79.73	35.5	11.89	35.25	380	38	A	V
		5728.2	51.59	-22.41	74	39.28	35.54	12.06	35.29	380	38	P	V
		5727	43.35	-10.65	54	31.04	35.54	12.06	35.29	380	38	A	V
802.11ac VHT80 CH 122 5610MHz		5457.36	54.37	-19.63	74	42.34	35.38	11.89	35.24	247	227	P	H
		5466.8	54.69	-13.61	68.3	42.62	35.42	11.89	35.24	247	227	P	H
		5458.46	45.37	-8.63	54	33.34	35.38	11.89	35.24	247	227	A	H
	*	5610	99.26	-	-	87.11	35.52	11.89	35.26	247	227	P	H
	*	5610	92.95	-	-	80.8	35.52	11.89	35.26	247	227	A	H
		5737.64	53.36	-14.94	68.3	41.04	35.55	12.06	35.29	247	227	P	H
		5451.28	53.27	-20.73	74	41.24	35.38	11.89	35.24	288	53	P	V
		5464.56	52.78	-15.52	68.3	40.71	35.42	11.89	35.24	288	53	P	V
		5458.24	44.78	-9.22	54	32.75	35.38	11.89	35.24	288	53	A	V
	*	5610	97.75	-	-	85.6	35.52	11.89	35.26	288	53	P	V
	*	5610	91.71	-	-	79.56	35.52	11.89	35.26	288	53	A	V
		5728.84	52.67	-15.63	68.3	40.36	35.54	12.06	35.29	288	53	P	V
Remark	1. No other spurious found. 2. All results are PASS against Peak and Average limit line.												



## Band 3 5470~5725MHz

## WIFI 802.11ac VHT80 (Harmonic @ 3m)

WIFI Ant. 2	Note	Frequency ( MHz )	Level ( dBμV/m )	Over Limit ( dB )	Limit Line ( dBμV/m )	Read Level ( dBμV )	Antenna Factor ( dB/m )	Cable Loss ( dB )	Preamp Factor ( dB )	Ant Pos ( cm )	Table Pos ( deg )	Peak Avg. ( P/A )	Pol. ( H/V )
802.11ac VHT80 CH 106 5530MHz		11060	43.69	-30.31	74	46.81	37.97	17.16	58.25	100	0	P	H
		16590	45.36	-22.94	68.3	39.4	41.7	20.31	56.05	100	0	P	H
													H
													H
		11060	42.6	-31.4	74	45.72	37.97	17.16	58.25	100	0	P	V
		16590	45.94	-22.36	68.3	39.98	41.7	20.31	56.05	100	0	P	V
													V
													V
802.11ac VHT80 CH 122 5610MHz		11220	42.77	-31.23	74	45.41	38.12	17.16	57.92	100	0	P	H
		16830	46.15	-22.15	68.3	39.58	41.99	20.48	55.9	100	0	P	H
													H
													H
		11220	42.55	-31.45	74	45.19	38.12	17.16	57.92	100	0	P	V
		16830	45.24	-23.06	68.3	38.67	41.99	20.48	55.9	100	0	P	V
													V
													V
Remark	1. No other spurious found. 2. All results are PASS against Peak and Average limit line.												

**Band 3 - Straddle Channel****WIFI 802.11a (Band Edge @ 3m)**

WIFI	Note	Frequency	Level	Over	Limit	Read	Antenna	Cable	Preamp	Ant	Table	Peak	Pol.
Ant.				Limit	Line	Level	Factor	Loss	Factor	Pos	Pos	Avg.	
2		( MHz )	( dBμV/m )	( dB )	( dBμV/m )	(dBμV)	( dB/m )	( dB )	( dB )	( cm )	( deg )	(P/A)	(H/V)
802.11a CH 144 5720MHz	*	5720	106.22	-	-	93.9	35.54	12.06	35.28	250	224	P	H
	*	5720	99.02	-	-	86.7	35.54	12.06	35.28	250	224	A	H
													H
													H
													H
													H
	*	5720	104.12	-	-	91.8	35.54	12.06	35.28	323	39	P	V
	*	5720	98.16	-	-	85.84	35.54	12.06	35.28	323	39	A	V
													V
													V
													V
													V
Remark	1. No other spurious found.												
	2. All results are PASS against Peak and Average limit line.												

**Band 3 - Straddle Channel****WIFI 802.11a (Harmonic @ 3m)**

WIFI Ant. 2	Note	Frequency ( MHz )	Level ( dBμV/m )	Over Limit ( dB )	Limit Line ( dBμV/m )	Read Level (dBμV)	Antenna Factor ( dB/m )	Cable Loss ( dB )	Preamp Factor ( dB )	Ant Pos ( cm )	Table Pos ( deg )	Peak Avg. (P/A)	Pol. (H/V)
<b>802.11a CH 144 5720MHz</b>		11440	42.84	-31.16	74	44.8	38.33	17.16	57.45	100	0	P	H
		17160	46.35	-21.95	68.3	39.42	42.1	20.7	55.87	100	0	P	H
													H
													H
		11440	42.67	-31.33	74	44.63	38.33	17.16	57.45	100	0	P	V
		17160	47.43	-20.87	68.3	40.5	42.1	20.7	55.87	100	0	P	V
													V
													V
<b>Remark</b>	1. No other spurious found. 2. All results are PASS against Peak and Average limit line.												


**Band 3 - Straddle Channel**
**WIFI 802.11ac VHT20 (Band Edge @ 3m)**

WIFI Ant. 2	Note	Frequency ( MHz )	Level ( dBμV/m )	Over Limit ( dB )	Limit Line ( dBμV/m )	Read Level (dBμV)	Antenna Factor ( dB/m )	Cable Loss ( dB )	Preamp Factor ( dB )	Ant Pos ( cm )	Table Pos ( deg )	Peak Avg. (P/A)	Pol. (H/V)
802.11ac VHT20 CH 144 5720MHz	*	5720	106.09	-	-	93.77	35.54	12.06	35.28	250	226	P	H
	*	5720	98.44	-	-	86.12	35.54	12.06	35.28	250	226	A	H
													H
													H
													H
													H
	*	5720	105.37	-	-	93.05	35.54	12.06	35.28	323	39	P	V
	*	5720	98.14	-	-	85.82	35.54	12.06	35.28	323	39	A	V
													V
													V
													V
													V
Remark	1. No other spurious found. 2. All results are PASS against Peak and Average limit line.												



**Band 3 - Straddle Channel**  
**WIFI 802.11ac VHT20 (Harmonic @ 3m)**

WIFI Ant. 2	Note	Frequency ( MHz )	Level ( dBμV/m )	Over Limit ( dB )	Limit Line ( dBμV/m )	Read Level (dBμV)	Antenna Factor ( dB/m )	Cable Loss ( dB )	Preamp Factor ( dB )	Ant Pos ( cm )	Table Pos ( deg )	Peak Avg. (P/A)	Pol. (H/V)
<b>802.11ac VHT20 CH 144 5720MHz</b>		11440	42.96	-31.04	74	44.92	38.33	17.16	57.45	100	0	P	H
		17160	47.58	-20.72	68.3	40.65	42.1	20.7	55.87	100	0	P	H
													H
													H
		11440	43.34	-30.66	74	45.3	38.33	17.16	57.45	100	0	P	V
		17160	46.9	-21.4	68.3	39.97	42.1	20.7	55.87	100	0	P	V
													V
													V
<b>Remark</b>	1. No other spurious found. 2. All results are PASS against Peak and Average limit line.												



**Band 3 - Straddle Channel**

**WIFI 802.11ac VHT40 (Band Edge @ 3m)**

WIFI Ant. 2	Note	Frequency ( MHz )	Level ( dBμV/m )	Over Limit ( dB )	Limit Line ( dBμV/m )	Read Level ( dBμV )	Antenna Factor ( dB/m )	Cable Loss ( dB )	Preamp Factor ( dB )	Ant Pos ( cm )	Table Pos ( deg )	Peak Avg. ( P/A )	Pol. ( H/V )
802.11ac VHT40 CH 142 5710MHz	*	5710	104.11	-	-	91.79	35.54	12.06	35.28	249	225	P	H
	*	5710	96.28	-	-	83.96	35.54	12.06	35.28	249	225	A	H
													H
													H
													H
													H
	*	5710	101.76	-	-	89.44	35.54	12.06	35.28	324	42	P	V
	*	5710	95.47	-	-	83.15	35.54	12.06	35.28	324	42	A	V
													V
													V
													V
													V
Remark	1. No other spurious found. 2. All results are PASS against Peak and Average limit line.												



**Band 3 - Straddle Channel****WIFI 802.11ac VHT40 (Harmonic @ 3m)**

WIFI Ant. 2	Note	Frequency ( MHz )	Level ( dBμV/m )	Over Limit ( dB )	Limit Line ( dBμV/m )	Read Level ( dBμV )	Antenna Factor ( dB/m )	Cable Loss ( dB )	Preamp Factor ( dB )	Ant Pos ( cm )	Table Pos ( deg )	Peak Avg. ( P/A )	Pol. ( H/V )
<b>802.11ac VHT40 CH 142 5710MHz</b>		11420	45.07	-28.93	74	47.07	38.32	17.16	57.48	100	0	P	H
		17130	46.64	-21.66	68.3	39.7	42.12	20.67	55.85	100	0	P	H
													H
													H
		11420	42.81	-31.19	74	44.81	38.32	17.16	57.48	100	0	P	V
		17130	46.23	-22.07	68.3	39.29	42.12	20.67	55.85	100	0	P	V
													V
													V
<b>Remark</b>	1. No other spurious found. 2. All results are PASS against Peak and Average limit line.												


**Band 3 - Straddle Channel**
**WIFI 802.11ac VHT80 (Band Edge @ 3m)**

WIFI Ant. 2	Note	Frequency ( MHz )	Level ( dBμV/m )	Over Limit ( dB )	Limit Line ( dBμV/m )	Read Level (dBμV)	Antenna Factor ( dB/m )	Cable Loss ( dB )	Preamp Factor ( dB )	Ant Pos ( cm )	Table Pos ( deg )	Peak Avg. (P/A)	Pol. (H/V)
802.11ac VHT80 CH 138 5690MHz	*	5690	98.15	-	-	85.89	35.54	12	35.28	252	225	P	H
	*	5690	91.1	-	-	78.84	35.54	12	35.28	252	225	A	H
													H
													H
													H
													H
	*	5690	97.18	-	-	84.92	35.54	12	35.28	310	40	P	V
	*	5690	90.04	-	-	77.78	35.54	12	35.28	310	40	A	V
													V
													V
													V
													V
Remark	1. No other spurious found. 2. All results are PASS against Peak and Average limit line.												

**Band 3 - Straddle Channel****WIFI 802.11ac VHT80 (Harmonic @ 3m)**

WIFI Ant. 2	Note	Frequency ( MHz )	Level ( dBμV/m )	Over Limit ( dB )	Limit Line ( dBμV/m )	Read Level (dBμV)	Antenna Factor ( dB/m )	Cable Loss ( dB )	Preamp Factor ( dB )	Ant Pos ( cm )	Table Pos ( deg )	Peak Avg. (P/A)	Pol. (H/V)
<b>802.11ac VHT80 CH 138 5690MHz</b>		11380	43.64	-30.36	74	45.76	38.28	17.16	57.56	100	0	P	H
		17070	47.85	-20.45	68.3	40.87	42.16	20.65	55.83	100	0	P	H
													H
													H
		11380	43.35	-30.65	74	45.47	38.28	17.16	57.56	100	0	P	V
		17070	46.59	-21.71	68.3	39.61	42.16	20.65	55.83	100	0	P	V
													V
													V
<b>Remark</b>	1. No other spurious found. 2. All results are PASS against Peak and Average limit line.												

### Emission below 1GHz

**WIFI 802.11a (LF @ 3m)**

[illegible]



## Emission below 1GHz

## WIFI 802.11ac VHT20 (LF @ 3m)

WIFI	Note	Frequency	Level	Over	Limit	Read	Antenna	Cable	Preamp	Ant	Table	Peak	Pol.
Ant.				Limit	Line	Level	Factor	Loss	Factor	Pos	Pos	Avg.	
2		( MHz )	( dBμV/m )	( dB )	( dBμV/m )	( dBμV )	( dB/m )	( dB )	( dB )	( cm )	( deg )	( P/A )	( H/V )
802.11ac VHT20 LF		30.81	27.64	-12.36	40	32.47	25.46	1.07	31.36	-	-	P	H
		106.14	22.61	-20.89	43.5	35.64	16.94	1.55	31.52	-	-	P	H
		277.86	25.48	-20.52	46	35.16	19.32	2.32	31.32	-	-	P	H
		766.2	30.96	-15.04	46	30.41	27.36	3.82	30.63	-	-	P	H
		867.7	33.75	-12.25	46	31.33	28.81	4.17	30.56	100	0	P	H
		899.9	33.64	-12.36	46	31.01	29	4.17	30.54	-	-	P	H
													H
													H
													H
													H
													H
													H
		30	27.98	-12.02	40	32.26	26	1.07	31.35	-	-	P	V
		102.63	23.49	-20.01	43.5	36.79	16.67	1.55	31.52	-	-	P	V
		226.56	23.75	-22.25	46	36.14	16.96	2.07	31.42	-	-	P	V
		746.6	30.31	-15.69	46	30	27.15	3.82	30.66	-	-	P	V
		839.7	33.37	-12.63	46	31.34	28.5	4.1	30.57	-	-	P	V
		903.4	34.23	-11.77	46	31.58	29.07	4.12	30.54	100	0	P	V
													V
													V
													V
													V
													V
													V
													V
Remark	1. No other spurious found. 2. All results are PASS against limit line.												

### Emission below 1GHz

**WIFI 802.11ac VHT40 (LF @ 3m)**

WIFI	Note	Frequency	Level	Over	Limit	Read	Antenna	Cable	Preamp	Ant	Table	Peak	Pol.
Ant.				Limit	Line	Level	Factor	Loss	Factor	Pos	Pos	Avg.	
2		( MHz )	( dBμV/m )	( dB )	( dBμV/m )	(dBμV)	( dB/m )	( dB )	( dB )	( cm )	( deg )	(P/A)	(H/V)
802.11ac  VHT40  LF		30.81	28.57	-11.43	40	33.4	25.46	1.07	31.36	100	0	P	H
		160.95	22.74	-20.76	43.5	35.56	16.9	1.78	31.5	-	-	P	H
		237.09	26.26	-19.74	46	37.83	17.76	2.07	31.4	-	-	P	H
		811.7	31.26	-14.74	46	30	27.94	3.9	30.58	-	-	P	H
		867.7	33.75	-12.25	46	31.33	28.81	4.17	30.56	-	-	P	H
		899.9	33.64	-12.36	46	31.01	29	4.17	30.54	-	-	P	H
													H
													H
													H
													H
													H
													H
		30	28.98	-11.02	40	33.26	26	1.07	31.35	100	0	P	V
		143.67	25.03	-18.47	43.5	36.86	17.89	1.78	31.5	-	-	P	V
		226.56	24.75	-21.25	46	37.14	16.96	2.07	31.42	-	-	P	V
		818	30.94	-15.06	46	29.57	28.05	3.9	30.58	-	-	P	V
		850.2	32.93	-13.07	46	30.68	28.71	4.1	30.56	-	-	P	V
		940.5	33.81	-12.19	46	30.28	29.99	4.07	30.53	-	-	P	V
													V
													V
												V	
												V	
												V	
												V	
												V	
Remark	1. No other spurious found. 2. All results are PASS against limit line.												

### Emission below 1GHz

**WIFI 802.11ac VHT80 (LF @ 3m)**

WIFI	Note	Frequency	Level	Over	Limit	Read	Antenna	Cable	Preamp	Ant	Table	Peak	Pol.
Ant.				Limit	Line	Level	Factor	Loss	Factor	Pos	Pos	Avg.	
2		( MHz )	( dBμV/m )	( dB )	( dBμV/m )	(dBμV)	( dB/m )	( dB )	( dB )	( cm )	( deg )	(P/A)	(H/V)
802.11ac  VHT80  LF		30.81	27.83	-12.17	40	32.66	25.46	1.07	31.36	-	-	P	H
		160.95	21.92	-21.58	43.5	34.74	16.9	1.78	31.5	-	-	P	H
		237.09	25.57	-20.43	46	37.14	17.76	2.07	31.4	-	-	P	H
		780.2	31.12	-14.88	46	30.34	27.5	3.9	30.62	-	-	P	H
		867.7	33.58	-12.42	46	31.16	28.81	4.17	30.56	-	-	P	H
		923	33.98	-12.02	46	30.84	29.56	4.12	30.54	100	0	P	H
													H
													H
													H
													H
													H
													H
		30	28.98	-11.02	40	33.26	26	1.07	31.35	100	0	P	V
		137.46	23.73	-19.77	43.5	35.62	18.06	1.55	31.5	-	-	P	V
		226.56	24.75	-21.25	46	37.14	16.96	2.07	31.42	-	-	P	V
		726.3	29.78	-16.22	46	29.91	26.82	3.74	30.69	-	-	P	V
		774.6	32.95	-13.05	46	32.3	27.45	3.82	30.62	-	-	P	V
		870.5	33.87	-12.13	46	31.43	28.82	4.17	30.55	-	-	P	V
													V
													V
												V	
												V	
												V	
												V	
												V	
Remark	1. No other spurious found. 2. All results are PASS against limit line.												



**Note symbol**

*	<b>Fundamental Frequency</b> which can be ignored. However, the level of any unwanted emissions shall not exceed the level of the fundamental frequency.
!	Test result is <b>over limit</b> line.
P/A	<b>P</b> eak or <b>A</b> verage
H/V	<b>H</b> orizontal or <b>V</b> ertical



A calculation example for radiated spurious emission is shown as below:

WIFI	Note	Frequency	Level	Over	Limit	Read	Antenna	Cable	Preamp	Ant	Table	Peak	Pol.
Ant.				Limit	Line	Level	Factor	Loss	Factor	Pos	Pos	Avg.	
2		( MHz )	( dBμV/m )	( dB )	( dBμV/m )	( dBμV )	( dB/m )	( dB )	( dB )	( cm )	( deg )	( P/A )	( H/V )
802.11b		2390	55.45	-18.55	74	54.51	32.22	4.58	35.86	103	308	P	H
CH 01													
2412MHz		2390	43.54	-10.46	54	42.6	32.22	4.58	35.86	103	308	A	H

1. Level(dBμV/m) =

Antenna Factor(dB/m) + Cable Loss(dB) + Read Level(dBμV) - Preamp Factor(dB)

2. Over Limit(dB) = Level(dBμV/m) – Limit Line(dBμV/m)

**For Peak Limit @ 2390MHz:**

1. Level(dBμV/m)

= Antenna Factor(dB/m) + Cable Loss(dB) + Read Level(dBμV) - Preamp Factor(dB)

= 32.22(dB/m) + 4.58(dB) + 54.51(dBμV) – 35.86 (dB)

= 55.45 (dBμV/m)

2. Over Limit(dB)

= Level(dBμV/m) – Limit Line(dBμV/m)

= 55.45(dBμV/m) – 74(dBμV/m)

= -18.55(dB)

**For Average Limit @ 2390MHz:**

1. Level(dBμV/m)

= Antenna Factor(dB/m) + Cable Loss(dB) + Read Level(dBμV) - Preamp Factor(dB)

= 32.22(dB/m) + 4.58(dB) + 42.6(dBμV) – 35.86 (dB)

= 43.54 (dBμV/m)

2. Over Limit(dB)

= Level(dBμV/m) – Limit Line(dBμV/m)

= 43.54(dBμV/m) – 54(dBμV/m)

= -10.46(dB)

**Both peak and average measured complies with the limit line, so test result is “PASS”.**



## &lt;Non-TXBF Modes&gt;

## Band 1 - 5150~5250MHz

## WIFI 802.11a (Band Edge @ 3m)

WIFI Ant. 1+2	Note	Frequency ( MHz )	Level ( dBμV/m )	Over Limit ( dB )	Limit Line ( dBμV/m )	Read Level ( dBμV )	Antenna Factor ( dB/m )	Cable Loss ( dB )	Preamp Factor ( dB )	Ant Pos ( cm )	Table Pos ( deg )	Peak Avg. ( P/A )	Pol. ( H/V )
802.11a CH 36 5180MHz		5148.8	60.23	-13.77	74	49.58	34.66	11.21	35.22	260	286	P	H
		5149.7	52.14	-1.86	54	41.49	34.66	11.21	35.22	260	286	A	H
	*	5180	110.37	-	-	99.64	34.74	11.21	35.22	260	286	P	H
	*	5180	104.85	-	-	94.12	34.74	11.21	35.22	260	286	A	H
													H
													H
		5147.3	56.73	-17.27	74	46.08	34.66	11.21	35.22	315	157	P	V
		5147.45	49.34	-4.66	54	38.69	34.66	11.21	35.22	315	157	A	V
	*	5180	107.95	-	-	97.22	34.74	11.21	35.22	315	157	P	V
	*	5180	101.45	-	-	90.72	34.74	11.21	35.22	315	157	A	V
													V
													V
802.11a CH 44 5220MHz		5148.65	58.92	-15.08	74	48.27	34.66	11.21	35.22	103	273	P	H
		5149.55	50.01	-3.99	54	39.36	34.66	11.21	35.22	103	273	A	H
	*	5220	116.63	-	-	105.78	34.82	11.25	35.22	103	273	P	H
	*	5220	108.66	-	-	97.81	34.82	11.25	35.22	103	273	A	H
		5431.18	52.67	-21.33	74	40.68	35.34	11.89	35.24	103	273	P	H
		5431.29	45.63	-8.37	54	33.64	35.34	11.89	35.24	103	273	A	H
		5143.1	55.65	-18.35	74	45	34.66	11.21	35.22	300	154	P	V
		5148.5	46.48	-7.52	54	35.83	34.66	11.21	35.22	300	154	A	V
	*	5220	111.87	-	-	101.02	34.82	11.25	35.22	300	154	P	V
	*	5220	104.53	-	-	93.68	34.82	11.25	35.22	300	154	A	V
		5455.71	50.87	-23.13	74	38.84	35.38	11.89	35.24	300	154	P	V
		5429.53	43.35	-10.65	54	31.36	35.34	11.89	35.24	300	154	A	V



<b>802.11a CH 48 5240MHz</b>		5146.7	54.47	-19.53	74	43.82	34.66	11.21	35.22	102	295	P	H
		5148.65	47.4	-6.6	54	36.75	34.66	11.21	35.22	102	295	A	H
	*	5240	116.42	-	-	105.4	34.86	11.38	35.22	102	295	P	H
	*	5240	109.22	-	-	98.2	34.86	11.38	35.22	102	295	A	H
		5455.27	54.4	-19.6	74	42.37	35.38	11.89	35.24	102	295	P	H
		5450.87	46.88	-7.12	54	34.85	35.38	11.89	35.24	102	295	A	H
		5146.7	52.76	-21.24	74	42.11	34.66	11.21	35.22	306	157	P	V
		5146.55	45.11	-8.89	54	34.46	34.66	11.21	35.22	306	157	A	V
	*	5240	112.01	-	-	100.99	34.86	11.38	35.22	306	157	P	V
	*	5240	105.47	-	-	94.45	34.86	11.38	35.22	306	157	A	V
		5354.62	51.08	-22.92	74	39.41	35.14	11.76	35.23	306	157	P	V
		5454.83	42.99	-11.01	54	30.96	35.38	11.89	35.24	306	157	A	V
Remark	1. No other spurious found. 2. All results are PASS against Peak and Average limit line.												



## Band 1 5150~5250MHz

## WIFI 802.11a (Harmonic @ 3m)

WIFI Ant. 1+2	Note	Frequency ( MHz )	Level ( dBμV/m )	Over Limit ( dB )	Limit Line ( dBμV/m )	Read Level ( dBμV )	Antenna Factor ( dB/m )	Cable Loss ( dB )	Preamp Factor ( dB )	Ant Pos ( cm )	Table Pos ( deg )	Peak Avg. ( P/A )	Pol. ( H/V )
802.11a CH 36 5180MHz		10360	44.03	-29.97	74	48.7	37.37	17.17	59.21	100	0	P	H
		15540	43.91	-30.09	74	41.12	40.36	19.61	57.18	100	0	P	H
													H
													H
		10360	46.72	-27.28	74	51.39	37.37	17.17	59.21	100	0	P	V
		15540	43.32	-30.68	74	40.53	40.36	19.61	57.18	100	0	P	V
													V
													V
802.11a CH 44 5220MHz		10440	48.69	-25.31	74	53.24	37.43	17.17	59.15	100	0	P	H
		15660	43.98	-30.02	74	40.83	40.58	19.68	57.11	100	0	P	H
													H
													H
		10440	59.74	-14.26	74	64.29	37.43	17.17	59.15	100	18	P	V
		10440	50.84	-3.16	54	55.39	37.43	17.17	59.15	100	18	A	V
		15660	43.45	-30.55	74	40.3	40.58	19.68	57.11	100	0	P	V
													V
802.11a CH 48 5240MHz		10480	49.08	-24.92	74	53.54	37.48	17.17	59.11	100	0	P	H
		15720	45.35	-28.65	74	41.99	40.7	19.73	57.07	100	0	P	H
													H
													H
		10480	57.38	-16.62	74	61.84	37.48	17.17	59.11	265	125	P	V
		10480	47.9	-6.1	54	52.36	37.48	17.17	59.11	265	125	A	V
		15720	43.38	-30.62	74	40.02	40.7	19.73	57.07	100	0	P	V
													V
Remark	1. No other spurious found. 2. All results are PASS against Peak and Average limit line.												



## Band 1 5150~5250MHz

## WIFI 802.11ac VHT20 (Band Edge @ 3m)

WIFI Ant. 1+2	Note	Frequency ( MHz )	Level ( dBμV/m )	Over Limit ( dB )	Limit Line ( dBμV/m )	Read Level ( dBμV )	Antenna Factor ( dB/m )	Cable Loss ( dB )	Preamp Factor ( dB )	Ant Pos ( cm )	Table Pos ( deg )	Peak Avg. ( P/A )	Pol. ( H/V )
802.11ac VHT20 CH 36 5180MHz		5148.8	60.28	-13.72	74	49.63	34.66	11.21	35.22	107	274	P	H
		5149.1	52.94	-1.06	54	42.29	34.66	11.21	35.22	107	274	P	H
	*	5180	109.99	-	-	99.26	34.74	11.21	35.22	107	274	P	H
	*	5180	103.11	-	-	92.38	34.74	11.21	35.22	107	274	A	H
													H
													H
		5149.1	57.01	-16.99	74	46.36	34.66	11.21	35.22	275	145	P	V
		5149.1	48.21	-5.79	54	37.56	34.66	11.21	35.22	275	145	A	V
	*	5180	104.22	-	-	93.49	34.74	11.21	35.22	275	145	P	V
	*	5180	98.13	-	-	87.4	34.74	11.21	35.22	275	145	A	V
													V
													V
802.11ac VHT20 CH 44 5220MHz		5148.5	60.03	-13.97	74	49.38	34.66	11.21	35.22	108	274	P	H
		5149.7	52.97	-1.03	54	42.32	34.66	11.21	35.22	108	274	A	H
	*	5220	114.92	-	-	104.07	34.82	11.25	35.22	108	274	P	H
	*	5220	107.78	-	-	96.93	34.82	11.25	35.22	108	274	A	H
		5436.9	52.72	-21.28	74	40.73	35.34	11.89	35.24	108	274	P	H
		5428.98	45.77	-8.23	54	33.78	35.34	11.89	35.24	108	274	A	H
		5148.8	56.1	-17.9	74	45.45	34.66	11.21	35.22	261	146	P	V
		5148.8	47.98	-6.02	54	37.33	34.66	11.21	35.22	261	146	A	V
	*	5220	110.96	-	-	100.11	34.82	11.25	35.22	261	146	P	V
	*	5220	104.44	-	-	93.59	34.82	11.25	35.22	261	146	A	V
		5444.05	51.53	-22.47	74	39.54	35.34	11.89	35.24	261	146	P	V
		5431.07	43.21	-10.79	54	31.22	35.34	11.89	35.24	261	146	A	V



<b>802.11ac</b> <b>VHT20</b> <b>CH 48</b> <b>5240MHz</b>		5140.4	57.24	-16.76	74	46.59	34.66	11.21	35.22	105	274	P	H
		5150	49.28	-4.72	54	38.63	34.66	11.21	35.22	105	274	A	H
	*	5240	115.39	-	-	104.37	34.86	11.38	35.22	105	274	P	H
	*	5240	107.7	-	-	96.68	34.86	11.38	35.22	105	274	A	H
		5457.47	53.76	-20.24	74	41.73	35.38	11.89	35.24	105	274	P	H
		5451.2	45.72	-8.28	54	33.69	35.38	11.89	35.24	105	274	A	H
		5147	55.33	-18.67	74	44.68	34.66	11.21	35.22	270	147	P	V
		5149.85	45.35	-8.65	54	34.7	34.66	11.21	35.22	270	147	A	V
	*	5240	110.28	-	-	99.26	34.86	11.38	35.22	270	147	P	V
	*	5240	103.93	-	-	92.91	34.86	11.38	35.22	270	147	A	V
		5369.8	50.6	-23.4	74	38.89	35.18	11.76	35.23	270	147	P	V
		5454.28	43.03	-10.97	54	31	35.38	11.89	35.24	270	147	A	V
<b>Remark</b>	1. No other spurious found. 2. All results are PASS against Peak and Average limit line.												



## Band 1 5150~5250MHz

## WIFI 802.11ac VHT20 (Harmonic @ 3m)

WIFI Ant. 1+2	Note	Frequency ( MHz )	Level ( dBμV/m )	Over Limit ( dB )	Limit Line ( dBμV/m )	Read Level ( dBμV )	Antenna Factor ( dB/m )	Cable Loss ( dB )	Preamp Factor ( dB )	Ant Pos ( cm )	Table Pos ( deg )	Peak Avg. ( P/A )	Pol. ( H/V )
802.11ac VHT20 CH 36 5180MHz		10360	42.21	-31.79	74	46.88	37.37	17.17	59.21	100	0	P	H
		15540	42.27	-31.73	74	39.48	40.36	19.61	57.18	100	0	P	H
													H
													H
		10360	43.76	-30.24	74	48.43	37.37	17.17	59.21	100	0	P	V
		15540	43.95	-30.05	74	41.16	40.36	19.61	57.18	100	0	P	V
													V
													V
802.11ac VHT20 CH 44 5220MHz		10440	49.38	-24.62	74	53.93	37.43	17.17	59.15	100	0	P	H
		15660	43.4	-30.6	74	40.25	40.58	19.68	57.11	100	0	P	H
													H
													H
		10440	56.66	-17.34	74	61.21	37.43	17.17	59.15	271	130	P	V
		10440	47	-7	54	51.55	37.43	17.17	59.15	271	130	A	V
		15660	44.97	-29.03	74	41.82	40.58	19.68	57.11	100	0	P	V
													V
802.11ac VHT20 CH 48 5240MHz		10480	50.27	-23.73	74	54.73	37.48	17.17	59.11	100	0	P	H
		15720	44.3	-29.7	74	40.94	40.7	19.73	57.07	100	0	P	H
													H
													H
		10480	55.56	-18.44	74	60.02	37.48	17.17	59.11	280	140	P	V
		10480	46.36	-7.64	54	50.82	37.48	17.17	59.11	280	140	A	V
		15720	44.08	-29.92	74	40.72	40.7	19.73	57.07	100	0	P	V
													V
Remark	1. No other spurious found. 2. All results are PASS against Peak and Average limit line.												



## Band 1 5150~5250MHz

## WIFI 802.11ac VHT40 (Band Edge @ 3m)

WIFI Ant. 1+2	Note	Frequency ( MHz )	Level ( dBμV/m )	Over Limit ( dB )	Limit Line ( dBμV/m )	Read Level ( dBμV )	Antenna Factor ( dB/m )	Cable Loss ( dB )	Preamp Factor ( dB )	Ant Pos ( cm )	Table Pos ( deg )	Peak Avg. ( P/A )	Pol. ( H/V )
802.11ac VHT40 CH 38 5190MHz		5149.25	61.38	-12.62	74	50.73	34.66	11.21	35.22	100	274	P	H
		5150	52.4	-1.6	54	41.75	34.66	11.21	35.22	100	274	A	H
	*	5190	103.82	-	-	93.05	34.74	11.25	35.22	100	274	P	H
	*	5190	96.35	-	-	85.58	34.74	11.25	35.22	100	274	A	H
		5456.48	50.27	-23.73	74	38.24	35.38	11.89	35.24	100	274	P	H
		5433.27	42.46	-11.54	54	30.47	35.34	11.89	35.24	100	274	A	H
		5141.6	55.82	-18.18	74	45.17	34.66	11.21	35.22	300	163	P	V
		5150	48.93	-5.07	54	38.28	34.66	11.21	35.22	300	163	A	V
	*	5190	100.31	-	-	89.54	34.74	11.25	35.22	300	163	P	V
	*	5190	92.32	-	-	81.55	34.74	11.25	35.22	300	163	A	V
		5399.83	49.73	-24.27	74	37.81	35.26	11.89	35.23	300	163	P	V
		5459.45	42.3	-11.7	54	30.27	35.38	11.89	35.24	300	163	A	V
802.11ac VHT40 CH 46 5230MHz		5140.1	59.38	-14.62	74	48.73	34.66	11.21	35.22	100	275	P	H
		5148.65	52.7	-1.3	54	42.05	34.66	11.21	35.22	100	275	A	H
	*	5230	109.47	-	-	98.45	34.86	11.38	35.22	100	275	P	H
	*	5230	101.64	-	-	90.62	34.86	11.38	35.22	100	275	A	H
		5351.87	52.56	-21.44	74	40.89	35.14	11.76	35.23	100	275	P	H
		5350.44	44.79	-9.21	54	33.12	35.14	11.76	35.23	100	275	A	H
		5149.7	55.92	-18.08	74	45.27	34.66	11.21	35.22	300	163	P	V
		5149.85	48.85	-5.15	54	38.2	34.66	11.21	35.22	300	163	A	V
	*	5230	104.21	-	-	93.19	34.86	11.38	35.22	300	163	P	V
	*	5230	97.22	-	-	86.2	34.86	11.38	35.22	300	163	A	V
		5376.73	50.82	-23.18	74	39.11	35.18	11.76	35.23	300	163	P	V
		5353.52	42.6	-11.4	54	30.93	35.14	11.76	35.23	300	163	A	V
Remark	1. No other spurious found. 2. All results are PASS against Peak and Average limit line.												





## Band 1 5150~5250MHz

## WIFI 802.11ac VHT40 (Harmonic @ 3m)

WIFI Ant. 1+2	Note	Frequency ( MHz )	Level ( dBμV/m )	Over Limit ( dB )	Limit Line ( dBμV/m )	Read Level (dBμV)	Antenna Factor ( dB/m )	Cable Loss ( dB )	Preamp Factor ( dB )	Ant Pos ( cm )	Table Pos ( deg )	Peak Avg. (P/A)	Pol. (H/V)
802.11ac VHT40 CH 38 5190MHz		10380	43.29	-30.71	74	47.93	37.38	17.17	59.19	100	0	P	H
		15570	43.7	-30.3	74	40.81	40.42	19.63	57.16	100	0	P	H
													H
													H
		10380	42.47	-31.53	74	47.11	37.38	17.17	59.19	100	0	P	V
		15570	44.32	-29.68	74	41.43	40.42	19.63	57.16	100	0	P	V
													V
													V
802.11ac VHT40 CH 46 5230MHz		10460	44.63	-29.37	74	49.15	37.45	17.17	59.14	100	0	P	H
		15690	44.82	-29.18	74	41.57	40.64	19.7	57.09	100	0	P	H
													H
													H
		10460	46.16	-27.84	74	50.68	37.45	17.17	59.14	100	0	P	V
		15690	43.71	-30.29	74	40.46	40.64	19.7	57.09	100	0	P	V
													V
													V
Remark	1. No other spurious found. 2. All results are PASS against Peak and Average limit line.												


**Band 1 5150~5250MHz**
**WIFI 802.11ac VHT80 (Band Edge @ 3m)**

WIFI Ant. 1+2	Note	Frequency ( MHz )	Level ( dBμV/m )	Over Limit ( dB )	Limit Line ( dBμV/m )	Read Level (dBμV)	Antenna Factor ( dB/m )	Cable Loss ( dB )	Preamp Factor ( dB )	Ant Pos ( cm )	Table Pos ( deg )	Peak Avg. (P/A)	Pol. (H/V)
<b>802.11ac VHT80 CH 42 5210MHz</b>		5118.35	58.87	-15.13	74	48.33	34.58	11.18	35.22	100	275	P	H
		5117.6	52.61	-1.39	54	42.07	34.58	11.18	35.22	100	275	A	H
	*	5210	100.02	-	-	89.17	34.82	11.25	35.22	100	275	P	H
	*	5210	93.21	-	-	82.36	34.82	11.25	35.22	100	275	A	H
		5447.24	49.84	-24.16	74	37.81	35.38	11.89	35.24	100	275	P	H
		5427.44	43.69	-10.31	54	31.74	35.3	11.89	35.24	100	275	A	H
		5117.75	57.35	-16.65	74	46.81	34.58	11.18	35.22	300	146	P	V
		5117.75	50.56	-3.44	54	40.02	34.58	11.18	35.22	300	146	A	V
	*	5210	96.94	-	-	86.09	34.82	11.25	35.22	300	146	P	V
	*	5210	91.41	-	-	80.56	34.82	11.25	35.22	300	146	A	V
		5436.57	49.36	-24.64	74	37.37	35.34	11.89	35.24	300	146	P	V
		5446.8	43.11	-10.89	54	31.08	35.38	11.89	35.24	300	146	A	V
<b>Remark</b>	1. No other spurious found. 2. All results are PASS against Peak and Average limit line.												


**Band 1 5150~5250MHz**
**WIFI 802.11ac VHT80 (Harmonic @ 3m)**

WIFI Ant. 1+2	Note	Frequency ( MHz )	Level ( dBμV/m )	Over Limit ( dB )	Limit Line ( dBμV/m )	Read Level (dBμV)	Antenna Factor ( dB/m )	Cable Loss ( dB )	Preamp Factor ( dB )	Ant Pos ( cm )	Table Pos ( deg )	Peak Avg. (P/A)	Pol. (H/V)
802.11ac VHT80 CH 42 5210MHz		10420	43.17	-30.83	74	47.75	37.42	17.17	59.17	100	0	P	H
		15622	44.86	-29.14	74	41.79	40.52	19.68	57.13	100	0	P	H
													H
													H
		10420	44.12	-29.88	74	48.7	37.42	17.17	59.17	100	0	P	V
		15622	46.03	-27.97	74	42.96	40.52	19.68	57.13	100	0	P	V
													V
													V
Remark	1. No other spurious found. 2. All results are PASS against Peak and Average limit line.												



## Band 2 - 5250~5350MHz

## WIFI 802.11a (Band Edge @ 3m)

WIFI	Note	Frequency	Level	Over	Limit	Read	Antenna	Cable	Preamp	Ant	Table	Peak	Pol.
Ant.				Limit	Line	Level	Factor	Loss	Factor	Pos	Pos	Avg.	
1+2		( MHz )	( dBμV/m )	( dB )	( dBμV/m )	( dBμV )	( dB/m )	( dB )	( dB )	( cm )	( deg )	( P/A )	( H/V )
802.11a CH 52 5260MHz		5147	51.9	-22.1	74	41.25	34.66	11.21	35.22	100	296	P	H
		5149.85	44.56	-9.44	54	33.91	34.66	11.21	35.22	100	296	A	H
	*	5260	116.58	-	-	105.49	34.94	11.38	35.23	100	296	P	H
	*	5260	109.06	-	-	97.97	34.94	11.38	35.23	100	296	A	H
		5353.19	53.9	-20.1	74	42.23	35.14	11.76	35.23	100	296	P	H
		5350.33	46.69	-7.31	54	35.02	35.14	11.76	35.23	100	296	A	H
		5099	50.99	-23.01	74	40.53	34.54	11.14	35.22	300	221	P	V
		5147	42.48	-11.52	54	31.83	34.66	11.21	35.22	300	221	A	V
	*	5260	111.41	-	-	100.32	34.94	11.38	35.23	300	221	P	V
	*	5260	104.74	-	-	93.65	34.94	11.38	35.23	300	221	A	V
		5371.12	50.4	-23.6	74	38.69	35.18	11.76	35.23	300	221	P	V
		5351.65	43	-11	54	31.33	35.14	11.76	35.23	300	221	A	V
802.11a CH 60 5300MHz		5148.65	51.27	-22.73	74	40.62	34.66	11.21	35.22	100	271	P	H
		5076.95	43.15	-10.85	54	32.72	34.5	11.14	35.21	100	271	A	H
	*	5300	114.59	-	-	103.29	35.02	11.51	35.23	100	271	P	H
	*	5300	106.97	-	-	95.67	35.02	11.51	35.23	100	271	A	H
		5350.11	60.37	-13.63	74	48.7	35.14	11.76	35.23	100	271	P	H
		5351.65	52.6	-1.4	54	40.93	35.14	11.76	35.23	100	271	A	H
		5132.45	50.77	-23.23	74	40.19	34.62	11.18	35.22	310	155	P	V
		5076.05	42.08	-11.92	54	31.65	34.5	11.14	35.21	310	155	A	V
	*	5300	111.2	-	-	99.9	35.02	11.51	35.23	310	155	P	V
	*	5300	103.77	-	-	92.47	35.02	11.51	35.23	310	155	A	V
		5351.21	58.77	-15.23	74	47.1	35.14	11.76	35.23	310	155	P	V
		5350.33	49	-5	54	37.33	35.14	11.76	35.23	310	155	A	V



<b>802.11a CH 64 5320MHz</b>	*	5320	112.5	-	-	101.04	35.06	11.63	35.23	100	295	P	H
	*	5320	105.2	-	-	93.74	35.06	11.63	35.23	100	295	A	H
		5351.21	62.85	-11.15	74	51.18	35.14	11.76	35.23	100	295	P	H
		5350.44	52.42	-1.58	54	40.75	35.14	11.76	35.23	100	295	A	H
													H
													H
	*	5320	108.38	-	-	96.92	35.06	11.63	35.23	321	224	P	V
	*	5320	100.97	-	-	89.51	35.06	11.63	35.23	321	224	A	V
		5353.19	57.06	-16.94	74	45.39	35.14	11.76	35.23	321	224	P	V
		5350	48.14	-5.86	54	36.47	35.14	11.76	35.23	321	224	A	V
													V
													V
<b>Remark</b>	1. No other spurious found. 2. All results are PASS against Peak and Average limit line.												



## Band 2 5250~5350MHz

## WIFI 802.11a (Harmonic @ 3m)

WIFI Ant. 1+2	Note	Frequency ( MHz )	Level ( dBμV/m )	Over Limit ( dB )	Limit Line ( dBμV/m )	Read Level ( dBμV )	Antenna Factor ( dB/m )	Cable Loss ( dB )	Preamp Factor ( dB )	Ant Pos ( cm )	Table Pos ( deg )	Peak Avg. ( P/A )	Pol. ( H/V )
802.11a CH 52 5260MHz		10520	49.18	-24.82	74	53.58	37.51	17.17	59.08	100	0	P	H
		15780	45.13	-28.87	74	41.61	40.8	19.75	57.03	100	0	P	H
													H
													H
		10520	53.97	-20.03	74	58.37	37.51	17.17	59.08	262	134	P	V
		10520	45.29	-8.71	54	49.69	37.51	17.17	59.08	262	134	A	V
		15780	44.94	-29.06	74	41.42	40.8	19.75	57.03	100	0	P	V
													V
802.11a CH 60 5300MHz		10600	44.28	-29.72	74	48.49	37.58	17.17	58.96	100	0	P	H
		15900	45.12	-28.88	74	41.25	41.01	19.82	56.96	100	0	P	H
													H
													H
		10600	49.53	-24.47	74	53.74	37.58	17.17	58.96	100	0	P	V
		15900	44.31	-29.69	74	40.44	41.01	19.82	56.96	100	0	P	V
													V
													V
802.11a CH 64 5320MHz		10640	43.14	-30.86	74	47.27	37.61	17.17	58.91	100	0	P	H
		15960	43.52	-30.48	74	39.43	41.14	19.87	56.92	100	0	P	H
													H
													H
		10640	46.67	-27.33	74	50.8	37.61	17.17	58.91	100	0	P	V
		15960	44.33	-29.67	74	40.24	41.14	19.87	56.92	100	0	P	V
													V
													V
Remark	1. No other spurious found. 2. All results are PASS against Peak and Average limit line.												



## Band 2 5250~5350MHz

## WIFI 802.11ac VHT20 (Band Edge @ 3m)

WIFI Ant. 1+2	Note	Frequency ( MHz )	Level ( dBμV/m )	Over Limit ( dB )	Limit Line ( dBμV/m )	Read Level ( dBμV )	Antenna Factor ( dB/m )	Cable Loss ( dB )	Preamp Factor ( dB )	Ant Pos ( cm )	Table Pos ( deg )	Peak Avg. ( P/A )	Pol. ( H/V )
802.11ac VHT20 CH 52 5260MHz		5148.65	52.79	-21.21	74	42.14	34.66	11.21	35.22	102	274	P	H
		5148.95	45.07	-8.93	54	34.42	34.66	11.21	35.22	102	274	A	H
	*	5260	114.91	-	-	103.82	34.94	11.38	35.23	102	274	P	H
	*	5260	107.29	-	-	96.2	34.94	11.38	35.23	102	274	A	H
		5351.21	54.37	-19.63	74	42.7	35.14	11.76	35.23	102	274	P	H
		5350.33	46.14	-7.86	54	34.47	35.14	11.76	35.23	102	274	A	H
		5145.65	50.03	-23.97	74	39.38	34.66	11.21	35.22	270	146	P	V
		5149.25	42.65	-11.35	54	32	34.66	11.21	35.22	270	146	A	V
	*	5260	110.72	-	-	99.63	34.94	11.38	35.23	270	146	P	V
	*	5260	103.56	-	-	92.47	34.94	11.38	35.23	270	146	A	V
		5371.45	51.05	-22.95	74	39.34	35.18	11.76	35.23	270	146	P	V
		5350.11	43.12	-10.88	54	31.45	35.14	11.76	35.23	270	146	A	V
802.11ac VHT20 CH 60 5300MHz		5111.9	51.83	-22.17	74	41.29	34.58	11.18	35.22	112	274	P	H
		5079.2	43.47	-10.53	54	33.04	34.5	11.14	35.21	112	274	A	H
	*	5300	112.89	-	-	101.59	35.02	11.51	35.23	112	274	P	H
	*	5300	95.22	-	-	83.92	35.02	11.51	35.23	112	274	A	H
		5350.33	57.53	-16.47	74	45.86	35.14	11.76	35.23	112	274	P	H
		5350.22	52.05	-1.95	54	40.38	35.14	11.76	35.23	112	274	A	H
		5085.2	50.08	-23.92	74	39.66	34.5	11.14	35.22	281	146	P	V
		5105.6	42.37	-11.63	54	31.83	34.58	11.18	35.22	281	146	A	V
	*	5300	109.12	-	-	97.82	35.02	11.51	35.23	281	146	P	V
	*	5300	101.41	-	-	90.11	35.02	11.51	35.23	281	146	A	V
		5351.43	54.21	-19.79	74	42.54	35.14	11.76	35.23	281	146	P	V
		5350.22	47.02	-6.98	54	35.35	35.14	11.76	35.23	281	146	A	V



<b>802.11ac</b> <b>VHT20</b> <b>CH 64</b> <b>5320MHz</b>	*	5320	110.3	-	-	98.84	35.06	11.63	35.23	113	276	P	H
	*	5320	103.72	-	-	92.26	35.06	11.63	35.23	113	276	A	H
		5351.87	60.88	-13.12	74	49.21	35.14	11.76	35.23	113	276	P	H
		5350.66	52.01	-1.99	54	40.34	35.14	11.76	35.23	113	276	A	H
													H
													H
	*	5320	106.11	-	-	94.65	35.06	11.63	35.23	262	146	P	V
	*	5320	99.29	-	-	87.83	35.06	11.63	35.23	262	146	A	V
		5350.66	56	-18	74	44.33	35.14	11.76	35.23	262	146	P	V
		5350.55	47.81	-6.19	54	36.14	35.14	11.76	35.23	262	146	A	V
													V
													V
<b>Remark</b>	1. No other spurious found. 2. All results are PASS against Peak and Average limit line.												





## Band 2 5250~5350MHz

## WIFI 802.11ac VHT20 (Harmonic @ 3m)

WIFI Ant. 1+2	Note	Frequency ( MHz )	Level ( dBμV/m )	Over Limit ( dB )	Limit Line ( dBμV/m )	Read Level ( dBμV )	Antenna Factor ( dB/m )	Cable Loss ( dB )	Preamp Factor ( dB )	Ant Pos ( cm )	Table Pos ( deg )	Peak Avg. ( P/A )	Pol. ( H/V )
802.11ac VHT20 CH 52 5260MHz		10520	48.22	-25.78	74	52.62	37.51	17.17	59.08	100	0	P	H
		15780	44.16	-29.84	74	40.64	40.8	19.75	57.03	100	0	P	H
													H
													H
		10520	54.92	-19.08	74	59.32	37.51	17.17	59.08	250	125	P	V
		10520	46.03	-7.97	54	50.43	37.51	17.17	59.08	250	125	A	V
		15780	44.53	-29.47	74	41.01	40.8	19.75	57.03	100	0	P	V
													V
802.11ac VHT20 CH 60 5300MHz		10600	44.56	-29.44	74	48.77	37.58	17.17	58.96	100	0	P	H
		15900	44.37	-29.63	74	40.5	41.01	19.82	56.96	100	0	P	H
													H
													H
		10600	47.89	-26.11	74	52.1	37.58	17.17	58.96	100	0	P	V
		15900	44.45	-29.55	74	40.58	41.01	19.82	56.96	100	0	P	V
													V
													V
802.11ac VHT20 CH 64 5320MHz		10640	43.2	-30.8	74	47.33	37.61	17.17	58.91	100	0	P	H
		15960	43.44	-30.56	74	39.35	41.14	19.87	56.92	100	0	P	H
													H
													H
		10640	44.04	-29.96	74	48.17	37.61	17.17	58.91	100	0	P	V
		15960	43.24	-30.76	74	39.15	41.14	19.87	56.92	100	0	P	V
													V
													V
Remark	1. No other spurious found. 2. All results are PASS against Peak and Average limit line.												



## Band 2 5250~5350MHz

## WIFI 802.11ac VHT40 (Band Edge @ 3m)

WIFI Ant. 1+2	Note	Frequency ( MHz )	Level ( dBμV/m )	Over Limit ( dB )	Limit Line ( dBμV/m )	Read Level ( dBμV )	Antenna Factor ( dB/m )	Cable Loss ( dB )	Preamp Factor ( dB )	Ant Pos ( cm )	Table Pos ( deg )	Peak Avg. ( P/A )	Pol. ( H/V )
802.11ac VHT40 CH 54 5270MHz		5149.55	55.24	-18.76	74	44.59	34.66	11.21	35.22	100	272	P	H
		5148.95	46.79	-7.21	54	36.14	34.66	11.21	35.22	100	272	A	H
	*	5270	109.34	-	-	98.12	34.94	11.51	35.23	100	272	P	H
	*	5270	101.83	-	-	90.61	34.94	11.51	35.23	100	272	A	H
		5350.99	58.08	-15.92	74	46.41	35.14	11.76	35.23	100	272	P	H
		5362.54	51.31	-2.69	54	39.6	35.18	11.76	35.23	100	272	A	H
		5116.1	51.76	-22.24	74	41.22	34.58	11.18	35.22	300	172	P	V
		5148.95	44.63	-9.37	54	33.98	34.66	11.21	35.22	300	172	A	V
	*	5270	105.2	-	-	93.98	34.94	11.51	35.23	300	172	P	V
	*	5270	97.06	-	-	85.84	34.94	11.51	35.23	300	172	A	V
		5360.01	52.86	-21.14	74	41.19	35.14	11.76	35.23	300	172	P	V
		5350.11	46.49	-7.51	54	34.82	35.14	11.76	35.23	300	172	A	V
802.11ac VHT40 CH 62 5310MHz		5015.45	50.67	-23.33	74	40.47	34.34	11.07	35.21	100	274	P	H
		5108	42.18	-11.82	54	31.64	34.58	11.18	35.22	100	274	A	H
	*	5310	104.77	-	-	93.31	35.06	11.63	35.23	100	274	P	H
	*	5310	97.06	-	-	85.6	35.06	11.63	35.23	100	274	A	H
		5352.31	59.54	-14.46	74	47.87	35.14	11.76	35.23	100	274	P	H
		5351.54	52.6	-1.4	54	40.93	35.14	11.76	35.23	100	274	A	H
		5130.5	51.76	-22.24	74	41.18	34.62	11.18	35.22	300	147	P	V
		5117.9	42.15	-11.85	54	31.61	34.58	11.18	35.22	300	147	A	V
	*	5310	99.98	-	-	88.52	35.06	11.63	35.23	300	147	P	V
	*	5310	92.15	-	-	80.69	35.06	11.63	35.23	300	147	A	V
		5352.42	58.97	-15.03	74	47.3	35.14	11.76	35.23	300	147	P	V
		5350.55	49.85	-4.15	54	38.18	35.14	11.76	35.23	300	147	A	V
Remark	1. No other spurious found. 2. All results are PASS against Peak and Average limit line.												



## Band 2 5250~5350MHz

## WIFI 802.11ac VHT40 (Harmonic @ 3m)

WIFI Ant. 1+2	Note	Frequency ( MHz )	Level ( dBμV/m )	Over Limit ( dB )	Limit Line ( dBμV/m )	Read Level (dBμV)	Antenna Factor ( dB/m )	Cable Loss ( dB )	Preamp Factor ( dB )	Ant Pos ( cm )	Table Pos ( deg )	Peak Avg. (P/A)	Pol. (H/V)
802.11ac VHT40 CH 54 5270MHz		10546	42.79	-31.21	74	47.11	37.54	17.17	59.03	100	0	P	H
		15802	44.2	-29.8	74	40.58	40.86	19.77	57.01	100	0	P	H
													H
													H
		10546	43.13	-30.87	74	47.45	37.54	17.17	59.03	100	0	P	V
		15802	44.13	-29.87	74	40.51	40.86	19.77	57.01	100	0	P	V
													V
													V
802.11ac VHT40 CH 62 5310MHz		10618	43.42	-30.58	74	47.58	37.6	17.17	58.93	100	0	P	H
		15928	44.87	-29.13	74	40.89	41.08	19.84	56.94	100	0	P	H
													H
													H
		10618	43.18	-30.82	74	47.34	37.6	17.17	58.93	100	0	P	V
		15928	45.44	-28.56	74	41.46	41.08	19.84	56.94	100	0	P	V
													V
													V
Remark	1. No other spurious found. 2. All results are PASS against Peak and Average limit line.												



## Band 2 5250~5350MHz

## WIFI 802.11ac VHT80 (Band Edge @ 3m)

WIFI Ant. 1+2	Note	Frequency ( MHz )	Level ( dBμV/m )	Over Limit ( dB )	Limit Line ( dBμV/m )	Read Level (dBμV)	Antenna Factor ( dB/m )	Cable Loss ( dB )	Preamp Factor ( dB )	Ant Pos ( cm )	Table Pos ( deg )	Peak Avg. (P/A)	Pol. (H/V)
802.11ac VHT80 CH 58 5290MHz		5143.25	55.07	-18.93	74	44.42	34.66	11.21	35.22	100	284	P	H
		5136.05	49.06	-4.94	54	38.48	34.62	11.18	35.22	100	284	A	H
	*	5290	101.86	-	-	90.6	34.98	11.51	35.23	100	284	P	H
	*	5290	94.91	-	-	83.65	34.98	11.51	35.23	100	284	A	H
		5356.49	57.98	-16.02	74	46.31	35.14	11.76	35.23	100	284	P	H
		5362.43	52.67	-1.33	54	40.96	35.18	11.76	35.23	100	284	A	H
		5145.8	52.36	-21.64	74	41.71	34.66	11.21	35.22	307	239	P	V
		5149.7	45.01	-8.99	54	34.36	34.66	11.21	35.22	307	239	A	V
	*	5290	96.79	-	-	85.53	34.98	11.51	35.23	307	239	P	V
	*	5290	89.52	-	-	78.26	34.98	11.51	35.23	307	239	A	V
		5380.47	53.81	-20.19	74	41.93	35.22	11.89	35.23	307	239	P	V
		5362.65	47.37	-6.63	54	35.66	35.18	11.76	35.23	307	239	A	V
Remark	1. No other spurious found. 2. All results are PASS against Peak and Average limit line.												

**Band 2 5250~5350MHz****WIFI 802.11ac VHT80 (Harmonic @ 3m)**

WIFI Ant. 1+2	Note	Frequency ( MHz )	Level ( dBμV/m )	Over Limit ( dB )	Limit Line ( dBμV/m )	Read Level (dBμV)	Antenna Factor ( dB/m )	Cable Loss ( dB )	Preamp Factor ( dB )	Ant Pos ( cm )	Table Pos ( deg )	Peak Avg. (P/A)	Pol. (H/V)
<b>802.11ac VHT80 CH 58 5290MHz</b>		10582	43.2	-30.8	74	47.44	37.57	17.17	58.98	100	0	P	H
		15874	44.42	-29.58	74	40.59	40.98	19.82	56.97	100	0	P	H
													H
													H
		10582	43.76	-30.24	74	48	37.57	17.17	58.98	100	0	P	V
		15874	44.29	-29.71	74	40.46	40.98	19.82	56.97	100	0	P	V
													V
													V
<b>Remark</b>	1. No other spurious found. 2. All results are PASS against Peak and Average limit line.												



## Band 3 - 5470~5725MHz

## WIFI 802.11a (Band Edge @ 3m)

WIFI	Note	Frequency	Level	Over	Limit	Read	Antenna	Cable	Preamp	Ant	Table	Peak	Pol.
Ant.				Limit	Line	Level	Factor	Loss	Factor	Pos	Pos	Avg.	
1+2		( MHz )	( dBμV/m )	( dB )	( dBμV/m )	( dBμV )	( dB/m )	( dB )	( dB )	( cm )	( deg )	( P/A )	( H/V )
802.11a CH 100 5500MHz		5459.76	60.65	-13.35	74	48.62	35.38	11.89	35.24	102	295	P	H
		5469.84	66.27	-2.03	68.3	54.2	35.42	11.89	35.24	102	295	P	H
		5460	52.79	-1.21	54	40.76	35.38	11.89	35.24	102	295	A	H
	*	5500	113.2	-	-	101.05	35.5	11.89	35.24	102	295	P	H
	*	5500	107.16	-	-	95.01	35.5	11.89	35.24	102	295	A	H
													H
		5460.08	56.65	-17.35	74	44.62	35.38	11.89	35.24	299	236	P	V
		5469.2	62.94	-5.36	68.3	50.87	35.42	11.89	35.24	299	236	P	V
		5459.89	49.05	-4.95	54	37.02	35.38	11.89	35.24	299	236	A	V
	*	5500	108.91	-	-	96.76	35.5	11.89	35.24	299	236	P	V
	*	5500	102.57	-	-	90.42	35.5	11.89	35.24	299	236	A	V
													V
802.11a CH 116 5580MHz		5438.48	52.3	-21.7	74	40.31	35.34	11.89	35.24	100	300	P	H
		5465.52	52.77	-15.53	68.3	40.7	35.42	11.89	35.24	100	300	P	H
		5458.24	44.13	-9.87	54	32.1	35.38	11.89	35.24	100	300	A	H
	*	5580	118.32	-	-	106.18	35.51	11.89	35.26	100	300	P	H
	*	5580	110.07	-	-	97.93	35.51	11.89	35.26	100	300	A	H
		5725	52.69	-15.61	68.3	40.37	35.54	12.06	35.28	100	300	P	H
		5448.24	50.65	-23.35	74	38.62	35.38	11.89	35.24	303	233	P	V
		5467.92	50.56	-17.74	68.3	38.49	35.42	11.89	35.24	303	233	P	V
		5460	42.59	-11.41	54	30.56	35.38	11.89	35.24	303	233	A	V
	*	5580	112.51	-	-	100.37	35.51	11.89	35.26	303	233	P	V
	*	5580	104.77	-	-	92.63	35.51	11.89	35.26	303	233	A	V
		5748.84	51.33	-16.97	68.3	38.96	35.55	12.11	35.29	303	233	P	V



<b>802.11a CH 140 5700MHz</b>	*	5700	113.98	-	-	101.72	35.54	12	35.28	105	295	P	H
	*	5700	106.65	-	-	94.39	35.54	12	35.28	105	295	A	H
		5728.12	66.25	-2.05	68.3	53.94	35.54	12.06	35.29	105	295	P	H
													H
													H
													H
	*	5700	107.99	-	-	95.73	35.54	12	35.28	300	226	P	V
	*	5700	100.68	-	-	88.42	35.54	12	35.28	300	226	A	V
		5725.08	58.07	-10.23	68.3	45.76	35.54	12.06	35.29	300	226	P	V
													V
													V
													V
<b>Remark</b>	1. No other spurious found. 2. All results are PASS against Peak and Average limit line.												



## Band 3 - 5470~5725MHz

## WIFI 802.11a (Harmonic @ 3m)

WIFI Ant. 1+2	Note	Frequency ( MHz )	Level ( dBμV/m )	Over Limit ( dB )	Limit Line ( dBμV/m )	Read Level ( dBμV )	Antenna Factor ( dB/m )	Cable Loss ( dB )	Preamp Factor ( dB )	Ant Pos ( cm )	Table Pos ( deg )	Peak Avg. ( P/A )	Pol. ( H/V )
802.11a CH 100 5500MHz		11000	43.86	-30.14	74	47.19	37.9	17.17	58.4	100	0	P	H
		16500	46.35	-21.95	68.3	40.62	41.6	20.23	56.1	100	0	P	H
													H
													H
		11000	44.08	-29.92	74	47.41	37.9	17.17	58.4	100	0	P	V
		16500	47.3	-21	68.3	41.57	41.6	20.23	56.1	100	0	P	V
													V
													V
802.11a CH 116 5580MHz		11160	43.69	-30.31	74	46.49	38.07	17.16	58.03	100	0	P	H
		16740	47.54	-20.76	68.3	41.22	41.89	20.39	55.96	100	0	P	H
													H
													H
		11160	50.32	-23.68	74	53.12	38.07	17.16	58.03	100	0	P	V
		16740	50.66	-17.64	68.3	44.34	41.89	20.39	55.96	100	0	P	V
													V
													V
802.11a CH 140 5700MHz		11400	43.19	-30.81	74	45.25	38.3	17.16	57.52	100	0	P	H
		17100	48.88	-19.42	68.3	41.93	42.14	20.65	55.84	100	0	P	H
													H
													H
		11400	43.3	-30.7	74	45.36	38.3	17.16	57.52	100	0	P	V
		17100	48.3	-20	68.3	41.35	42.14	20.65	55.84	100	0	P	V
													V
													V
Remark	1. No other spurious found. 2. All results are PASS against Peak and Average limit line.												





## Band 3 - 5470~5725MHz

## WIFI 802.11ac VHT20 (Band Edge @ 3m)

WIFI Ant. 1+2	Note	Frequency ( MHz )	Level ( dBμV/m )	Over Limit ( dB )	Limit Line ( dBμV/m )	Read Level ( dBμV )	Antenna Factor ( dB/m )	Cable Loss ( dB )	Preamp Factor ( dB )	Ant Pos ( cm )	Table Pos ( deg )	Peak Avg. ( P/A )	Pol. ( H/V )
802.11ac VHT20 CH 100 5500MHz		5458.48	61.49	-12.51	74	49.46	35.38	11.89	35.24	115	282	P	H
		5469.84	66.45	-1.85	68.3	54.38	35.42	11.89	35.24	115	282	P	H
		5459.78	51.92	-2.08	54	39.89	35.38	11.89	35.24	115	282	A	H
	*	5500	112.21	-	-	100.06	35.5	11.89	35.24	115	282	P	H
	*	5500	104.57	-	-	92.42	35.5	11.89	35.24	115	282	A	H
													H
		5460	57.36	-16.64	74	45.33	35.38	11.89	35.24	231	140	P	V
		5468.24	60.38	-7.92	68.3	48.31	35.42	11.89	35.24	231	140	P	V
		5457.91	46.82	-7.18	54	34.79	35.38	11.89	35.24	231	140	A	V
	*	5500	105.42	-	-	93.27	35.5	11.89	35.24	231	140	P	V
	*	5500	98.36	-	-	86.21	35.5	11.89	35.24	231	140	A	V
													V
802.11ac VHT20 CH 116 5580MHz		5459.92	55.73	-18.27	74	43.7	35.38	11.89	35.24	112	284	P	H
		5468.24	58.01	-10.29	68.3	45.94	35.42	11.89	35.24	112	284	P	H
		5459.34	46.56	-7.44	54	34.53	35.38	11.89	35.24	112	284	A	H
	*	5580	116.14	-	-	104	35.51	11.89	35.26	112	284	P	H
	*	5580	109.09	-	-	96.95	35.51	11.89	35.26	112	284	A	H
		5726.2	52.28	-16.02	68.3	39.97	35.54	12.06	35.29	112	284	P	H
		5443.44	52.64	-21.36	74	40.65	35.34	11.89	35.24	256	148	P	V
		5462.32	51.84	-16.46	68.3	39.81	35.38	11.89	35.24	256	148	P	V
		5458.46	42.74	-11.26	54	30.71	35.38	11.89	35.24	256	148	A	V
	*	5580	109.18	-	-	97.04	35.51	11.89	35.26	256	148	P	V
	*	5580	102.21	-	-	90.07	35.51	11.89	35.26	256	148	A	V
		5726.68	50.78	-17.52	68.3	38.47	35.54	12.06	35.29	256	148	P	V



<b>802.11ac</b> <b>VHT20</b> <b>CH 140</b> <b>5700MHz</b>	*	5700	111.92	-	-	99.66	35.54	12	35.28	108	296	P	H
	*	5700	104.45	-	-	92.19	35.54	12	35.28	108	296	A	H
		5725.48	67.19	-1.11	68.3	54.88	35.54	12.06	35.29	108	296	P	H
													H
													H
													H
	*	5700	104.43	-	-	92.17	35.54	12	35.28	235	148	P	V
	*	5700	97.45	-	-	85.19	35.54	12	35.28	235	148	A	V
		5725.48	62.96	-5.34	68.3	50.65	35.54	12.06	35.29	235	148	P	V
													V
													V
													V
<b>Remark</b>	1. No other spurious found. 2. All results are PASS against Peak and Average limit line.												



## Band 3 - 5470~5725MHz

## WIFI 802.11ac VHT20 (Harmonic @ 3m)

WIFI Ant. 1+2	Note	Frequency ( MHz )	Level ( dBμV/m )	Over Limit ( dB )	Limit Line ( dBμV/m )	Read Level ( dBμV )	Antenna Factor ( dB/m )	Cable Loss ( dB )	Preamp Factor ( dB )	Ant Pos ( cm )	Table Pos ( deg )	Peak Avg. ( P/A )	Pol. ( H/V )
802.11ac VHT20 CH 100 5500MHz		11000	42.98	-31.02	74	46.31	37.9	17.17	58.4	100	0	P	H
		16500	46.49	-21.81	68.3	40.76	41.6	20.23	56.1	100	0	P	H
													H
													H
		11000	43.32	-30.68	74	46.65	37.9	17.17	58.4	100	0	P	V
		16500	47.07	-21.23	68.3	41.34	41.6	20.23	56.1	100	0	P	V
													V
													V
802.11ac VHT20 CH 116 5580MHz		11160	46.27	-27.73	74	49.07	38.07	17.16	58.03	100	0	P	H
		16740	51.02	-17.28	68.3	44.7	41.89	20.39	55.96	100	0	P	H
													H
													H
		11160	48.24	-25.76	74	51.04	38.07	17.16	58.03	100	0	P	V
		16740	50.22	-18.08	68.3	43.9	41.89	20.39	55.96	100	0	P	V
													V
													V
802.11ac VHT20 CH 140 5700MHz		11400	43.24	-30.76	74	45.3	38.3	17.16	57.52	100	0	P	H
		17100	50.58	-17.72	68.3	43.63	42.14	20.65	55.84	100	0	P	H
													H
													H
		11400	43.63	-30.37	74	45.69	38.3	17.16	57.52	100	0	P	V
		17100	47.54	-20.76	68.3	40.59	42.14	20.65	55.84	100	0	P	V
													V
													V
Remark	1. No other spurious found. 2. All results are PASS against Peak and Average limit line.												



## Band 3 - 5470~5725MHz

## WIFI 802.11ac VHT40 (Band Edge @ 3m)

WIFI Ant. 1+2	Note	Frequency ( MHz )	Level ( dBμV/m )	Over Limit ( dB )	Limit Line ( dBμV/m )	Read Level ( dBμV )	Antenna Factor ( dB/m )	Cable Loss ( dB )	Preamp Factor ( dB )	Ant Pos ( cm )	Table Pos ( deg )	Peak Avg. ( P/A )	Pol. ( H/V )
802.11ac VHT40 CH 102 5510MHz		5458.16	61.03	-12.97	74	49	35.38	11.89	35.24	100	270	P	H
		5465.04	67.18	-1.12	68.3	55.11	35.42	11.89	35.24	100	270	P	H
		5452.41	52.54	-1.46	54	40.51	35.38	11.89	35.24	100	270	A	H
	*	5510	105.46	-	-	93.31	35.5	11.89	35.24	100	270	P	H
	*	5510	98.04	-	-	85.89	35.5	11.89	35.24	100	270	A	H
		5749.72	51.16	-17.14	68.3	38.79	35.55	12.11	35.29	100	270	P	H
		5454.32	56.47	-17.53	74	44.44	35.38	11.89	35.24	300	234	P	V
		5469.68	61.89	-6.41	68.3	49.82	35.42	11.89	35.24	300	234	P	V
		5452.41	47.77	-6.23	54	35.74	35.38	11.89	35.24	300	234	A	V
	*	5510	101.42	-	-	89.27	35.5	11.89	35.24	300	234	P	V
	*	5510	93.41	-	-	81.26	35.5	11.89	35.24	300	234	A	V
		5753.32	51.26	-17.04	68.3	38.89	35.55	12.11	35.29	300	234	P	V
802.11ac VHT40 CH 110 5550MHz		5454.64	60.35	-13.65	74	48.32	35.38	11.89	35.24	100	270	P	H
		5464.4	62.17	-6.13	68.3	50.1	35.42	11.89	35.24	100	270	P	H
		5452.41	52.84	-1.16	54	40.81	35.38	11.89	35.24	100	270	A	H
	*	5550	110.13	-	-	97.98	35.51	11.89	35.25	100	270	P	H
	*	5550	102.23	-	-	90.08	35.51	11.89	35.25	100	270	A	H
		5728.44	52.34	-15.96	68.3	40.03	35.54	12.06	35.29	100	270	P	H
		5455.28	56.36	-17.64	74	44.33	35.38	11.89	35.24	300	236	P	V
		5469.36	57.52	-10.78	68.3	45.45	35.42	11.89	35.24	300	236	P	V
		5459.89	48.03	-5.97	54	36	35.38	11.89	35.24	300	236	A	V
	*	5550	104.78	-	-	92.63	35.51	11.89	35.25	300	236	P	V
	*	5550	97.1	-	-	84.95	35.51	11.89	35.25	300	236	A	V
		5757.64	51.5	-16.8	68.3	39.13	35.55	12.11	35.29	300	236	P	V



<b>802.11ac</b> <b>VHT40</b> <b>CH 134</b> <b>5670MHz</b>		5459.6	52.55	-21.45	74	40.52	35.38	11.89	35.24	100	298	P	H
		5462.16	51.29	-17.01	68.3	39.26	35.38	11.89	35.24	100	298	P	H
		5453.18	42.67	-11.33	54	30.64	35.38	11.89	35.24	100	298	A	H
	*	5670	111.17	-	-	98.91	35.53	12	35.27	100	298	P	H
	*	5670	100.84	-	-	88.58	35.53	12	35.27	100	298	A	H
		5726.68	65.8	-2.5	68.3	53.49	35.54	12.06	35.29	100	298	P	H
		5438.8	51.61	-22.39	74	39.62	35.34	11.89	35.24	281	237	P	V
		5464.08	50.64	-17.66	68.3	38.57	35.42	11.89	35.24	281	237	P	V
		5429.97	41.94	-12.06	54	29.95	35.34	11.89	35.24	281	237	A	V
	*	5670	105.1	-	-	92.84	35.53	12	35.27	281	237	P	V
	*	5670	97.54	-	-	85.28	35.53	12	35.27	281	237	A	V
		5726.68	58.97	-9.33	68.3	46.66	35.54	12.06	35.29	281	237	P	V
<b>Remark</b>	1. No other spurious found. 2. All results are PASS against Peak and Average limit line.												



**Band 3 - 5470~5725MHz**

**WIFI 802.11ac VHT40 (Harmonic @ 3m)**

WIFI Ant. 1+2	Note	Frequency ( MHz )	Level ( dBμV/m )	Over Limit ( dB )	Limit Line ( dBμV/m )	Read Level ( dBμV )	Antenna Factor ( dB/m )	Cable Loss ( dB )	Preamp Factor ( dB )	Ant Pos ( cm )	Table Pos ( deg )	Peak Avg. (P/A)	Pol. (H/V)
802.11ac VHT40 CH 102 5510MHz		11014	43.55	-30.45	74	46.82	37.92	17.17	58.36	100	0	P	H
		16522	45.24	-23.06	68.3	39.46	41.62	20.25	56.09	100	0	P	H
													H
													H
		11014	44.75	-29.25	74	48.02	37.92	17.17	58.36	100	0	P	V
		16522	46.43	-27.57	74	40.65	41.62	20.25	56.09	100	0	P	V
													V
													V
802.11ac VHT40 CH 110 5550MHz		11104	44	-30	74	47.02	38	17.16	58.18	100	0	P	H
		16648	45.9	-22.4	68.3	39.81	41.77	20.34	56.02	100	0	P	H
													H
													H
		11104	43.75	-30.25	74	46.77	38	17.16	58.18	100	0	P	V
		16648	45.97	-22.33	68.3	39.88	41.77	20.34	56.02	100	0	P	V
													V
													V
802.11ac VHT40 CH 134 5670MHz		11338	43.52	-30.48	74	45.8	38.23	17.16	57.67	100	0	P	H
		17008	47.48	-20.82	68.3	40.51	42.19	20.59	55.81	100	0	P	H
													H
													H
		11338	43.5	-30.5	74	45.78	38.23	17.16	57.67	100	0	P	V
		17008	46.81	-21.49	68.3	39.84	42.19	20.59	55.81	100	0	P	V
													V
													V
Remark	1. No other spurious found. 2. All results are PASS against Peak and Average limit line.												



## Band 3 5470~5725MHz

## WIFI 802.11ac VHT80 (Band Edge @ 3m)

WIFI Ant. 1+2	Note	Frequency ( MHz )	Level ( dBμV/m )	Over Limit ( dB )	Limit Line ( dBμV/m )	Read Level ( dBμV )	Antenna Factor ( dB/m )	Cable Loss ( dB )	Preamp Factor ( dB )	Ant Pos ( cm )	Table Pos ( deg )	Peak Avg. ( P/A )	Pol. ( H/V )
802.11ac VHT80 CH 106 5530MHz		5446.64	61.53	-12.47	74	49.5	35.38	11.89	35.24	100	295	P	H
		5468.24	62.05	-6.25	68.3	49.98	35.42	11.89	35.24	100	295	P	H
		5441.3	52.86	-1.14	54	40.87	35.34	11.89	35.24	100	295	A	H
	*	5530	103.09	-	-	90.95	35.5	11.89	35.25	100	295	P	H
	*	5530	96.07	-	-	83.93	35.5	11.89	35.25	100	295	A	H
		5735.48	52.21	-16.09	68.3	39.89	35.55	12.06	35.29	100	295	P	H
		5454.32	59.64	-14.36	74	47.61	35.38	11.89	35.24	280	252	P	V
		5467.12	58.42	-9.88	68.3	46.35	35.42	11.89	35.24	280	252	P	V
		5459.89	49.37	-4.63	54	37.34	35.38	11.89	35.24	280	252	A	V
	*	5530	97.31	-	-	85.17	35.5	11.89	35.25	280	252	P	V
	*	5530	91.32	-	-	79.18	35.5	11.89	35.25	280	252	A	V
		5748.28	50.84	-17.46	68.3	38.47	35.55	12.11	35.29	280	252	P	V
802.11ac VHT80 CH 122 5610MHz		5454.48	60.53	-13.47	74	48.5	35.38	11.89	35.24	103	296	P	H
		5469.36	59.43	-8.87	68.3	47.36	35.42	11.89	35.24	103	296	P	H
		5442.95	52.42	-1.58	54	40.43	35.34	11.89	35.24	103	296	A	H
	*	5610	105.79	-	-	93.64	35.52	11.89	35.26	103	296	P	H
	*	5610	100.79	-	-	88.64	35.52	11.89	35.26	103	296	A	H
		5730.36	58.11	-10.19	68.3	45.8	35.54	12.06	35.29	103	296	P	H
		5458.32	56.42	-17.58	74	44.39	35.38	11.89	35.24	300	249	P	V
		5467.76	56.77	-11.53	68.3	44.7	35.42	11.89	35.24	300	249	P	V
		5459.56	48.67	-5.33	54	36.64	35.38	11.89	35.24	300	249	A	V
	*	5610	100.5	-	-	88.35	35.52	11.89	35.26	300	249	P	V
	*	5610	94.44	-	-	82.29	35.52	11.89	35.26	300	249	A	V
		5733	55.33	-12.97	68.3	43.02	35.54	12.06	35.29	300	249	P	V
Remark	1. No other spurious found. 2. All results are PASS against Peak and Average limit line.												



## Band 3 5470~5725MHz

## WIFI 802.11ac VHT80 (Harmonic @ 3m)

WIFI Ant. 1+2	Note	Frequency ( MHz )	Level ( dBμV/m )	Over Limit ( dB )	Limit Line ( dBμV/m )	Read Level ( dBμV )	Antenna Factor ( dB/m )	Cable Loss ( dB )	Preamp Factor ( dB )	Ant Pos ( cm )	Table Pos ( deg )	Peak Avg. ( P/A )	Pol. ( H/V )
802.11ac VHT80 CH 106 5530MHz		11068	44.11	-29.89	74	47.23	37.97	17.16	58.25	100	0	P	H
		16594	46.52	-21.78	68.3	40.56	41.7	20.31	56.05	100	0	P	H
													H
													H
		11068	43.3	-30.7	74	46.42	37.97	17.16	58.25	100	0	P	V
		16594	45.97	-22.33	68.3	40.01	41.7	20.31	56.05	100	0	P	V
													V
													V
802.11ac VHT80 CH 122 5610MHz		11212	43.38	-30.62	74	46.02	38.12	17.16	57.92	100	0	P	H
		16828	46.98	-21.32	68.3	40.41	41.99	20.48	55.9	100	0	P	H
													H
													H
		11212	43.3	-30.7	74	45.94	38.12	17.16	57.92	100	0	P	V
		16828	46.56	-21.74	68.3	39.99	41.99	20.48	55.9	100	0	P	V
													V
													V
Remark	1. No other spurious found. 2. All results are PASS against Peak and Average limit line.												





**Band 3 - Straddle Channel**  
**WIFI 802.11a (Band Edge @ 3m)**

WIFI Ant. 1+2	Note	Frequency ( MHz )	Level ( dBμV/m )	Over Limit ( dB )	Limit Line ( dBμV/m )	Read Level (dBμV)	Antenna Factor ( dB/m )	Cable Loss ( dB )	Preamp Factor ( dB )	Ant Pos ( cm )	Table Pos ( deg )	Peak Avg. (P/A)	Pol. (H/V)
802.11a CH 144 5720MHz	*	5720	118.8	-	-	106.48	35.54	12.06	35.28	100	296	P	H
	*	5720	111.19	-	-	98.87	35.54	12.06	35.28	100	296	A	H
													H
													H
													H
													H
	*	5720	111.94	-	-	99.62	35.54	12.06	35.28	200	266	P	V
	*	5720	104.48	-	-	92.16	35.54	12.06	35.28	200	266	A	V
													V
													V
													V
													V
<b>Remark</b> <ol style="list-style-type: none"> <li>No other spurious found.</li> <li>All results are PASS against Peak and Average limit line.</li> </ol>													

**Band 3 - Straddle Channel**  
**WIFI 802.11a (Harmonic @ 3m)**

WIFI Ant. 1+2	Note	Frequency ( MHz )	Level ( dBμV/m )	Over Limit ( dB )	Limit Line ( dBμV/m )	Read Level (dBμV)	Antenna Factor ( dB/m )	Cable Loss ( dB )	Preamp Factor ( dB )	Ant Pos ( cm )	Table Pos ( deg )	Peak Avg. (P/A)	Pol. (H/V)
802.11a CH 144 5720MHz		11446	43.45	-30.55	74	45.41	38.33	17.16	57.45	100	0	P	H
		17152	47.32	-20.98	68.3	40.37	42.11	20.7	55.86	100	0	P	H
													H
													H
		11446	47.29	-26.71	74	49.25	38.33	17.16	57.45	100	0	P	V
		17152	48.32	-19.98	68.3	41.37	42.11	20.7	55.86	100	0	P	V
													V
													V
<b>Remark</b> <ol style="list-style-type: none"> <li>No other spurious found.</li> <li>All results are PASS against Peak and Average limit line.</li> </ol>													



**Band 3 - Straddle Channel**  
**WIFI 802.11ac VHT20 (Band Edge @ 3m)**

WIFI Ant. 1+2	Note	Frequency ( MHz )	Level ( dBμV/m )	Over Limit ( dB )	Limit Line ( dBμV/m )	Read Level ( dBμV )	Antenna Factor ( dB/m )	Cable Loss ( dB )	Preamp Factor ( dB )	Ant Pos ( cm )	Table Pos ( deg )	Peak Avg. ( P/A )	Pol. ( H/V )
802.11ac VHT20 CH 144 5720MHz	*	5720	115.51	-	-	103.19	35.54	12.06	35.28	107	296	P	H
	*	5720	108.72	-	-	96.4	35.54	12.06	35.28	107	296	A	H
													H
													H
													H
													H
	*	5720	111.39	-	-	99.07	35.54	12.06	35.28	294	236	P	V
	*	5720	105.15	-	-	92.83	35.54	12.06	35.28	294	236	A	V
													V
													V
													V
													V
<b>Remark</b> <ol style="list-style-type: none"> <li>No other spurious found.</li> <li>All results are PASS against Peak and Average limit line.</li> </ol>													

**Band 3 - Straddle Channel**  
**WIFI 802.11ac VHT20 (Harmonic @ 3m)**

WIFI Ant. 1+2	Note	Frequency ( MHz )	Level ( dBμV/m )	Over Limit ( dB )	Limit Line ( dBμV/m )	Read Level ( dBμV )	Antenna Factor ( dB/m )	Cable Loss ( dB )	Preamp Factor ( dB )	Ant Pos ( cm )	Table Pos ( deg )	Peak Avg. ( P/A )	Pol. ( H/V )
802.11ac VHT20 CH 144 5720MHz		11446	44.33	-29.67	74	46.29	38.33	17.16	57.45	100	0	P	H
		17152	48.54	-19.76	68.3	41.59	42.11	20.7	55.86	100	0	P	H
													H
													H
		11446	43.82	-30.18	74	45.78	38.33	17.16	57.45	100	0	P	V
		17152	47.62	-20.68	68.3	40.67	42.11	20.7	55.86	100	0	P	V
													V
													V
<b>Remark</b> <ol style="list-style-type: none"> <li>No other spurious found.</li> <li>All results are PASS against Peak and Average limit line.</li> </ol>													



## Band 3 - Straddle Channel

## WIFI 802.11ac VHT40 (Band Edge @ 3m)

WIFI Ant. 1+2	Note	Frequency ( MHz )	Level ( dBμV/m )	Over Limit ( dB )	Limit Line ( dBμV/m )	Read Level ( dBμV )	Antenna Factor ( dB/m )	Cable Loss ( dB )	Preamp Factor ( dB )	Ant Pos ( cm )	Table Pos ( deg )	Peak Avg. (P/A)	Pol. (H/V)
802.11ac VHT40 CH 142 5710MHz	*	5710	112.56	-	-	100.24	35.54	12.06	35.28	108	296	P	H
	*	5710	105.18	-	-	92.86	35.54	12.06	35.28	108	296	A	H
													H
													H
													H
													H
	*	5710	108.98	-	-	96.66	35.54	12.06	35.28	294	236	P	V
	*	5710	102.01	-	-	89.69	35.54	12.06	35.28	294	236	A	V
													V
													V
													V
													V
<b>Remark</b> <ol style="list-style-type: none"> <li>No other spurious found.</li> <li>All results are PASS against Peak and Average limit line.</li> </ol>													

## Band 3 - Straddle Channel

## WIFI 802.11ac VHT40 (Harmonic @ 3m)

WIFI Ant. 1+2	Note	Frequency ( MHz )	Level ( dBμV/m )	Over Limit ( dB )	Limit Line ( dBμV/m )	Read Level ( dBμV )	Antenna Factor ( dB/m )	Cable Loss ( dB )	Preamp Factor ( dB )	Ant Pos ( cm )	Table Pos ( deg )	Peak Avg. (P/A)	Pol. (H/V)
802.11ac VHT40 CH 142 5710MHz		11428	44.28	-29.72	74	46.28	38.32	17.16	57.48	100	0	P	H
		17134	46.82	-21.48	68.3	39.88	42.12	20.67	55.85	100	0	P	H
													H
													H
		11428	44.23	-29.77	74	46.23	38.32	17.16	57.48	100	0	P	V
		17134	47.32	-20.98	68.3	40.38	42.12	20.67	55.85	100	0	P	V
													V
													V
<b>Remark</b> <ol style="list-style-type: none"> <li>No other spurious found.</li> <li>All results are PASS against Peak and Average limit line.</li> </ol>													



**Band 3 - Straddle Channel**  
**WIFI 802.11ac VHT80 (Band Edge @ 3m)**

WIFI Ant. 1+2	Note	Frequency ( MHz )	Level ( dBμV/m )	Over Limit ( dB )	Limit Line ( dBμV/m )	Read Level ( dBμV )	Antenna Factor ( dB/m )	Cable Loss ( dB )	Preamp Factor ( dB )	Ant Pos ( cm )	Table Pos ( deg )	Peak Avg. ( P/A )	Pol. ( H/V )
802.11ac VHT80 CH 138 5690MHz	*	5690	109.44	-	-	97.18	35.54	12	35.28	106	296	P	H
	*	5690	105.49	-	-	93.23	35.54	12	35.28	106	296	A	H
													H
													H
													H
													H
	*	5690	105.84	-	-	93.58	35.54	12	35.28	282	236	P	V
	*	5690	100.14	-	-	87.88	35.54	12	35.28	282	236	A	V
													V
													V
													V
													V
<b>Remark</b> <ol style="list-style-type: none"> <li>No other spurious found.</li> <li>All results are PASS against Peak and Average limit line.</li> </ol>													

**Band 3 - Straddle Channel**  
**WIFI 802.11ac VHT80 (Harmonic @ 3m)**

WIFI Ant. 1+2	Note	Frequency ( MHz )	Level ( dBμV/m )	Over Limit ( dB )	Limit Line ( dBμV/m )	Read Level ( dBμV )	Antenna Factor ( dB/m )	Cable Loss ( dB )	Preamp Factor ( dB )	Ant Pos ( cm )	Table Pos ( deg )	Peak Avg. ( P/A )	Pol. ( H/V )
802.11ac VHT80 CH 138 5690MHz		11374	44.57	-29.43	74	46.73	38.27	17.16	57.59	100	0	P	H
		17062	48.82	-19.48	68.3	41.84	42.16	20.65	55.83	100	0	P	H
													H
													H
		11374	43.61	-30.39	74	45.77	38.27	17.16	57.59	100	0	P	V
		17062	47.98	-20.32	68.3	41	42.16	20.65	55.83	100	0	P	V
													V
													V
<b>Remark</b> <ol style="list-style-type: none"> <li>No other spurious found.</li> <li>All results are PASS against Peak and Average limit line.</li> </ol>													

### Emission below 1GHz

**WIFI 802.11a (LF @ 3m)**

WIFI	Note	Frequency	Level	Over	Limit	Read	Antenna	Cable	Preamp	Ant	Table	Peak	Pol.
Ant.				Limit	Line	Level	Factor	Loss	Factor	Pos	Pos	Avg.	
1+2		( MHz )	( dBμV/m )	( dB )	( dBμV/m )	( dBμV )	( dB/m )	( dB )	( dB )	( cm )	( deg )	(P/A)	(H/V)
802.11a  LF		30.81	27.17	-12.83	40	32	25.46	1.07	31.36	-	-	P	H
		106.14	22.6	-20.9	43.5	35.63	16.94	1.55	31.52	-	-	P	H
		240.06	28.74	-17.26	46	39.98	18.09	2.07	31.4	-	-	P	H
		780.2	33.29	-12.71	46	32.51	27.5	3.9	30.62	-	-	P	H
		861.4	32.48	-13.52	46	30.1	28.77	4.17	30.56	-	-	P	H
		899.9	33.64	-12.36	46	31.01	29	4.17	30.54	100	0	P	H
													H
													H
													H
													H
													H
													H
		30	28.52	-11.48	40	32.8	26	1.07	31.35	100	0	P	V
		123.96	23.54	-19.96	43.5	35.44	18.06	1.55	31.51	-	-	P	V
		240.06	24.05	-21.95	46	35.29	18.09	2.07	31.4	-	-	P	V
		836.9	31.93	-14.07	46	29.95	28.45	4.1	30.57	-	-	P	V
		850.2	32.79	-13.21	46	30.54	28.71	4.1	30.56	-	-	P	V
		928.6	33.35	-12.65	46	30.08	29.68	4.12	30.53	-	-	P	V
													V
													V
												V	
												V	
												V	
												V	
												V	
Remark	1. No other spurious found. 2. All results are PASS against limit line.												



## Emission below 1GHz

## WIFI 802.11ac VHT20 (LF @ 3m)

WIFI	Note	Frequency	Level	Over	Limit	Read	Antenna	Cable	Preamp	Ant	Table	Peak	Pol.
Ant.				Limit	Line	Level	Factor	Loss	Factor	Pos	Pos	Avg.	
1+2		( MHz )	( dBμV/m )	( dB )	( dBμV/m )	( dBμV )	( dB/m )	( dB )	( dB )	( cm )	( deg )	( P/A )	( H/V )
802.11ac VHT20 LF		30.27	27.1	-12.9	40	31.38	26	1.07	31.35	-	-	P	H
		119.91	21.69	-21.81	43.5	33.75	17.9	1.55	31.51	-	-	P	H
		240.06	29.03	-16.97	46	40.27	18.09	2.07	31.4	-	-	P	H
		780.2	34.5	-11.5	46	33.72	27.5	3.9	30.62	100	0	P	H
		899.9	33.9	-12.1	46	31.27	29	4.17	30.54	-	-	P	H
		946.8	33.12	-12.88	46	29.45	30.13	4.07	30.53	-	-	P	H
													H
													H
													H
													H
													H
													H
		30.27	28.91	-11.09	40	33.19	26	1.07	31.35	100	0	P	V
		103.44	23.32	-20.18	43.5	36.53	16.76	1.55	31.52	-	-	P	V
		240.06	26.51	-19.49	46	37.75	18.09	2.07	31.4	-	-	P	V
		902	32.07	-13.93	46	29.44	29.05	4.12	30.54	-	-	P	V
		942.6	32.98	-13.02	46	29.4	30.04	4.07	30.53	-	-	P	V
		955.2	34.28	-11.72	46	30.53	30.21	4.07	30.53	-	-	P	V
													V
													V
													V
													V
													V
													V
													V
													V
Remark	1. No other spurious found. 2. All results are PASS against limit line.												

### Emission below 1GHz

**WIFI 802.11ac VHT40 (LF @ 3m)**

WIFI	Note	Frequency	Level	Over	Limit	Read	Antenna	Cable	Preamp	Ant	Table	Peak	Pol.
Ant.				Limit	Line	Level	Factor	Loss	Factor	Pos	Pos	Avg.	
1+2		( MHz )	( dBμV/m )	( dB )	( dBμV/m )	( dBμV )	( dB/m )	( dB )	( dB )	( cm )	( deg )	(P/A)	(H/V)
802.11ac  VHT40  LF		30.54	27.7	-12.3	40	32.53	25.46	1.07	31.36	-	-	P	H
		106.14	22.45	-21.05	43.5	35.48	16.94	1.55	31.52	-	-	P	H
		240.06	29.62	-16.38	46	40.86	18.09	2.07	31.4	-	-	P	H
		780.2	35.16	-10.84	46	34.38	27.5	3.9	30.62	100	0	P	H
		867.7	32.48	-13.52	46	30.06	28.81	4.17	30.56	-	-	P	H
		899.9	35.15	-10.85	46	32.52	29	4.17	30.54	-	-	P	H
													H
													H
													H
													H
													H
													H
													H
		30.54	29.19	-10.81	40	34.02	25.46	1.07	31.36	100	0	P	V
		138.81	23.71	-19.79	43.5	35.63	18.03	1.55	31.5	-	-	P	V
		240.06	25.67	-20.33	46	36.91	18.09	2.07	31.4	-	-	P	V
		780.2	32.74	-13.26	46	31.96	27.5	3.9	30.62	-	-	P	V
		877.5	32.39	-13.61	46	29.9	28.87	4.17	30.55	-	-	P	V
		946.8	33.17	-12.83	46	29.5	30.13	4.07	30.53	-	-	P	V
													V
													V
													V
													V
													V
												V	
Remark	1. No other spurious found. 2. All results are PASS against limit line.												

### Emission below 1GHz

**WIFI 802.11ac VHT80 (LF @ 3m)**

WIFI	Note	Frequency	Level	Over	Limit	Read	Antenna	Cable	Preamp	Ant	Table	Peak	Pol.
Ant.				Limit	Line	Level	Factor	Loss	Factor	Pos	Pos	Avg.	
1+2		( MHz )	( dBμV/m )	( dB )	( dBμV/m )	(dBμV)	( dB/m )	( dB )	( dB )	( cm )	( deg )	(P/A)	(H/V)
802.11ac  VHT80  LF		30	28.3	-11.7	40	32.58	26	1.07	31.35	-	-	P	H
		106.14	23.13	-20.37	43.5	36.16	16.94	1.55	31.52	-	-	P	H
		240.06	29.84	-16.16	46	41.08	18.09	2.07	31.4	-	-	P	H
		780.2	34.33	-11.67	46	33.55	27.5	3.9	30.62	-	-	P	H
		838.3	31.9	-14.1	46	29.91	28.46	4.1	30.57	-	-	P	H
		899.9	35.28	-10.72	46	32.65	29	4.17	30.54	100	0	P	H
													H
													H
													H
													H
													H
													H
		30.54	29	-11	40	33.83	25.46	1.07	31.36	100	0	P	V
		139.62	24.26	-19.24	43.5	36.21	18	1.55	31.5	-	-	P	V
		240.06	25.72	-20.28	46	36.96	18.09	2.07	31.4	-	-	P	V
		794.2	31.02	-14.98	46	30.08	27.64	3.9	30.6	-	-	P	V
		896.4	32.39	-13.61	46	29.78	28.98	4.17	30.54	-	-	P	V
		957.3	33.79	-12.21	46	30.03	30.22	4.07	30.53	-	-	P	V
													V
													V
												V	
												V	
												V	
												V	
												V	
Remark	3. No other spurious found. 4. All results are PASS against limit line.												





**Note symbol**

*	<b>Fundamental Frequency</b> which can be ignored. However, the level of any unwanted emissions shall not exceed the level of the fundamental frequency.
!	Test result is <b>over limit</b> line.
P/A	<b>Peak</b> or <b>Average</b>
H/V	<b>Horizontal</b> or <b>Vertical</b>

A calculation example for radiated spurious emission is shown as below:

WIFI Ant. 1+2	Note	Frequency ( MHz )	Level ( dBμV/m )	Over Limit ( dB )	Limit Line ( dBμV/m )	Read Level ( dBμV )	Antenna Factor ( dB/m )	Cable Loss ( dB )	Preamp Factor ( dB )	Ant Pos ( cm )	Table Pos ( deg )	Peak Avg. ( P/A )	Pol. ( H/V )
802.11b CH 01		2390	55.45	-18.55	74	54.51	32.22	4.58	35.86	103	308	P	H
2412MHz		2390	43.54	-10.46	54	42.6	32.22	4.58	35.86	103	308	A	H

1. Level(dBμV/m) =

Antenna Factor(dB/m) + Cable Loss(dB) + Read Level(dBμV) - Preamp Factor(dB)

2. Over Limit(dB) = Level(dBμV/m) – Limit Line(dBμV/m)

**For Peak Limit @ 2390MHz:**

1. Level(dBμV/m)

= Antenna Factor(dB/m) + Cable Loss(dB) + Read Level(dBμV) - Preamp Factor(dB)

= 32.22(dB/m) + 4.58(dB) + 54.51(dBμV) – 35.86 (dB)

= 55.45 (dBμV/m)

2. Over Limit(dB)

= Level(dBμV/m) – Limit Line(dBμV/m)

= 55.45(dBμV/m) – 74(dBμV/m)

= -18.55(dB)

**For Average Limit @ 2390MHz:**

1. Level(dBμV/m)

= Antenna Factor(dB/m) + Cable Loss(dB) + Read Level(dBμV) - Preamp Factor(dB)

= 32.22(dB/m) + 4.58(dB) + 42.6(dBμV) – 35.86 (dB)

= 43.54 (dBμV/m)

2. Over Limit(dB)

= Level(dBμV/m) – Limit Line(dBμV/m)

= 43.54(dBμV/m) – 54(dBμV/m)

= -10.46(dB)

**Both peak and average measured complies with the limit line, so test result is “PASS”.**



## &lt;TXBF Modes&gt;

Band 1 - 5150~5250MHz

WIFI 802.11ac VHT20 (Band Edge @ 3m)

WIFI Ant. 1+2	Note	Frequency ( MHz )	Level ( dBμV/m )	Over Limit ( dB )	Limit Line ( dBμV/m )	Read Level ( dBμV )	Antenna Factor ( dB/m )	Cable Loss ( dB )	Preamp Factor ( dB )	Ant Pos ( cm )	Table Pos ( deg )	Peak Avg. ( P/A )	Pol. ( H/V )
802.11ac VHT20 CH 36 5180MHz		5149.25	61.33	-12.67	74	50.68	34.66	11.21	35.22	100	269	P	H
		5150	52.59	-1.41	54	41.94	34.66	11.21	35.22	100	269	A	H
	*	5180	110.73	-	-	100	34.74	11.21	35.22	100	269	P	H
	*	5180	104.66	-	-	93.93	34.74	11.21	35.22	100	269	A	H
													H
													H
		5149.85	59.4	-14.6	74	48.75	34.66	11.21	35.22	358	154	P	V
		5149.1	49.63	-4.37	54	38.98	34.66	11.21	35.22	358	154	A	V
	*	5180	108.89	-	-	98.16	34.74	11.21	35.22	358	154	P	V
	*	5180	102.8	-	-	92.07	34.74	11.21	35.22	358	154	A	V
													V
													V
802.11ac VHT20 CH 44 5220MHz		5136.5	56.15	-17.85	74	45.57	34.62	11.18	35.22	100	290	P	H
		5149.7	46.86	-7.14	54	36.21	34.66	11.21	35.22	100	290	A	H
	*	5220	114.14	-	-	103.29	34.82	11.25	35.22	100	290	P	H
	*	5220	106.93	-	-	96.08	34.82	11.25	35.22	100	290	A	H
		5445.59	53.15	-20.85	74	41.12	35.38	11.89	35.24	100	290	P	H
		5429.86	45.98	-8.02	54	33.99	35.34	11.89	35.24	100	290	A	H
		5141.75	53.81	-20.19	74	43.16	34.66	11.21	35.22	325	154	P	V
		5150	45.25	-8.75	54	34.6	34.66	11.21	35.22	325	154	A	V
	*	5220	111.71	-	-	100.86	34.82	11.25	35.22	325	154	P	V
	*	5220	105.61	-	-	94.76	34.82	11.25	35.22	325	154	A	V
		5430.96	51.72	-22.28	74	39.73	35.34	11.89	35.24	325	154	P	V
		5430.74	43.6	-10.4	54	31.61	35.34	11.89	35.24	325	154	A	V



<b>802.11ac</b>  <b>VHT20</b>  <b>CH 48</b>  <b>5240MHz</b>		5142.35	55.05	-18.95	74	44.4	34.66	11.21	35.22	102	294	P	H
		5146.7	46.04	-7.96	54	35.39	34.66	11.21	35.22	102	294	A	H
	*	5240	116.54	-	-	105.52	34.86	11.38	35.22	102	294	P	H
	*	5240	109.23	-	-	98.21	34.86	11.38	35.22	102	294	A	H
		5454.61	55.02	-18.98	74	42.99	35.38	11.89	35.24	102	294	P	H
		5450.32	47.73	-6.27	54	35.7	35.38	11.89	35.24	102	294	A	H
		5142.8	52.35	-21.65	74	41.7	34.66	11.21	35.22	300	152	P	V
		5149.55	44.29	-9.71	54	33.64	34.66	11.21	35.22	300	152	A	V
	*	5240	113.46	-	-	102.44	34.86	11.38	35.22	300	152	P	V
	*	5240	106.43	-	-	95.41	34.86	11.38	35.22	300	152	A	V
		5363.09	51.51	-22.49	74	39.8	35.18	11.76	35.23	300	152	P	V
		5450.43	44.09	-9.91	54	32.06	35.38	11.89	35.24	300	152	A	V
<b>Remark</b>	1. No other spurious found. 2. All results are PASS against Peak and Average limit line.												



**Band 1 5150~5250MHz**

**WIFI 802.11ac VHT20 (Harmonic @ 3m)**

WIFI Ant. 1+2	Note	Frequency ( MHz )	Level ( dBμV/m )	Over Limit ( dB )	Limit Line ( dBμV/m )	Read Level (dBμV)	Antenna Factor ( dB/m )	Cable Loss ( dB )	Preamp Factor ( dB )	Ant Pos ( cm )	Table Pos ( deg )	Peak Avg. (P/A)	Pol. (H/V)
802.11ac VHT20 CH 36 5180MHz		10360	42.14	-31.86	74	46.81	37.37	17.17	59.21	100	0	P	H
		15540	43.8	-30.2	74	41.01	40.36	19.61	57.18	100	0	P	H
													H
													H
		10365	47.92	-26.08	74	52.59	37.37	17.17	59.21	100	0	P	V
		15540	43.57	-30.43	74	40.78	40.36	19.61	57.18	100	0	P	V
													V
													V
802.11ac VHT20 CH 44 5220MHz		10440	46.38	-27.62	74	50.93	37.43	17.17	59.15	100	0	P	H
		15660	42.74	-31.26	74	39.59	40.58	19.68	57.11	100	0	P	H
													H
													H
		10445	50.18	-23.82	74	54.7	37.45	17.17	59.14	100	0	P	V
		15660	42.64	-31.36	74	39.49	40.58	19.68	57.11	100	0	P	V
													V
													V
802.11ac VHT20 CH 48 5240MHz		10480	49.16	-24.84	74	53.62	37.48	17.17	59.11	100	0	P	H
		15720	44.57	-29.43	74	41.21	40.7	19.73	57.07	100	0	P	H
													H
													H
		10480	58.62	-15.38	74	63.08	37.48	17.17	59.11	100	86	P	V
		10480	49.98	-4.02	54	54.44	37.48	17.17	59.11	100	86	A	V
		15720	44.21	-29.79	74	40.85	40.7	19.73	57.07	100	0	P	V
													V
Remark	1. No other spurious found. 2. All results are PASS against Peak and Average limit line.												



## Band 1 5150~5250MHz

## WIFI 802.11ac VHT40 (Band Edge @ 3m)

WIFI Ant. 1+2	Note	Frequency ( MHz )	Level ( dBμV/m )	Over Limit ( dB )	Limit Line ( dBμV/m )	Read Level ( dBμV )	Antenna Factor ( dB/m )	Cable Loss ( dB )	Preamp Factor ( dB )	Ant Pos ( cm )	Table Pos ( deg )	Peak Avg. ( P/A )	Pol. ( H/V )
802.11ac VHT40 CH 38 5190MHz		5145.8	60.8	-13.2	74	50.15	34.66	11.21	35.22	100	284	P	H
		5148.8	52.65	-1.35	54	42	34.66	11.21	35.22	100	284	A	H
	*	5190	105.7	-	-	94.93	34.74	11.25	35.22	100	284	P	H
	*	5190	98.42	-	-	87.65	34.74	11.25	35.22	100	284	A	H
		5365.51	50.97	-23.03	74	39.26	35.18	11.76	35.23	100	284	P	H
		5350.77	41.21	-12.79	54	29.54	35.14	11.76	35.23	100	284	A	H
		5149.85	61.93	-12.07	74	51.28	34.66	11.21	35.22	326	154	P	V
		5150	52.47	-1.53	54	41.82	34.66	11.21	35.22	326	154	A	V
	*	5190	104.18	-	-	93.41	34.74	11.25	35.22	326	154	P	V
	*	5190	96.99	-	-	86.22	34.74	11.25	35.22	326	154	A	V
		5426.56	51.31	-22.69	74	39.36	35.3	11.89	35.24	326	154	P	V
		5455.82	41.02	-12.98	54	28.99	35.38	11.89	35.24	326	154	A	V
802.11ac VHT40 CH 46 5230MHz		5138	62.26	-11.74	74	51.68	34.62	11.18	35.22	104	278	P	H
		5146.4	52.75	-1.25	54	42.1	34.66	11.21	35.22	104	278	A	H
	*	5230	112.05	-	-	101.03	34.86	11.38	35.22	104	278	P	H
	*	5230	104.53	-	-	93.51	34.86	11.38	35.22	104	278	A	H
		5351.65	54.32	-19.68	74	42.65	35.14	11.76	35.23	104	278	P	H
		5350.11	46.69	-7.31	54	35.02	35.14	11.76	35.23	104	278	A	H
		5144.9	56.66	-17.34	74	46.01	34.66	11.21	35.22	326	154	P	V
		5148.95	49.1	-4.9	54	38.45	34.66	11.21	35.22	326	154	A	V
	*	5230	110.3	-	-	99.28	34.86	11.38	35.22	326	154	P	V
	*	5230	102.43	-	-	91.41	34.86	11.38	35.22	326	154	A	V
		5351.32	52.34	-21.66	74	40.67	35.14	11.76	35.23	326	154	P	V
		5350	43.79	-10.21	54	32.12	35.14	11.76	35.23	326	154	A	V
Remark	1. No other spurious found. 2. All results are PASS against Peak and Average limit line.												



## Band 1 5150~5250MHz

## WIFI 802.11ac VHT40 (Harmonic @ 3m)

WIFI Ant. 1+2	Note	Frequency ( MHz )	Level ( dBμV/m )	Over Limit ( dB )	Limit Line ( dBμV/m )	Read Level ( dBμV )	Antenna Factor ( dB/m )	Cable Loss ( dB )	Preamp Factor ( dB )	Ant Pos ( cm )	Table Pos ( deg )	Peak Avg. ( P/A )	Pol. ( H/V )
802.11ac VHT40 CH 38 5190MHz		10380	42.28	-31.72	74	46.92	37.38	17.17	59.19	100	0	P	H
		15570	44.69	-29.31	74	41.8	40.42	19.63	57.16	100	0	P	H
													H
													H
		10380	42.55	-31.45	74	47.19	37.38	17.17	59.19	100	0	P	V
		15570	43.81	-30.19	74	40.92	40.42	19.63	57.16	100	0	P	V
													V
													V
802.11ac VHT40 CH 46 5230MHz		10460	43.8	-30.2	74	48.32	37.45	17.17	59.14	100	0	P	H
		15690	43.65	-30.35	74	40.4	40.64	19.7	57.09	100	0	P	H
													H
													H
		10470	48.22	-25.78	74	52.71	37.47	17.17	59.13	100	0	P	V
		15690	43.07	-30.93	74	39.82	40.64	19.7	57.09	100	0	P	V
													V
													V
Remark	1. No other spurious found. 2. All results are PASS against Peak and Average limit line.												


**Band 1 5150~5250MHz**
**WIFI 802.11ac VHT80 (Band Edge @ 3m)**

WIFI Ant. 1+2	Note	Frequency ( MHz )	Level ( dBμV/m )	Over Limit ( dB )	Limit Line ( dBμV/m )	Read Level (dBμV)	Antenna Factor ( dB/m )	Cable Loss ( dB )	Preamp Factor ( dB )	Ant Pos ( cm )	Table Pos ( deg )	Peak Avg. (P/A)	Pol. (H/V)
<b>802.11ac VHT80 CH 42 5210MHz</b>		5118.2	61.61	-12.39	74	51.07	34.58	11.18	35.22	100	280	P	H
		5149.4	52.54	-1.46	54	41.89	34.66	11.21	35.22	100	280	A	H
	*	5210	100.6	-	-	89.75	34.82	11.25	35.22	100	280	P	H
	*	5210	93.95	-	-	83.1	34.82	11.25	35.22	100	280	A	H
		5396.64	50.98	-23.02	74	39.06	35.26	11.89	35.23	100	280	P	H
		5352.2	42.02	-11.98	54	30.35	35.14	11.76	35.23	100	280	A	H
		5134.25	57.01	-16.99	74	46.43	34.62	11.18	35.22	300	154	P	V
		5144.6	48.64	-5.36	54	37.99	34.66	11.21	35.22	300	154	A	V
	*	5210	96.9	-	-	86.05	34.82	11.25	35.22	300	154	P	V
	*	5210	89.58	-	-	78.73	34.82	11.25	35.22	300	154	A	V
		5454.39	50.18	-23.82	74	38.15	35.38	11.89	35.24	300	154	P	V
		5455.82	41.1	-12.9	54	29.07	35.38	11.89	35.24	300	154	A	V
<b>Remark</b>	1. No other spurious found. 2. All results are PASS against Peak and Average limit line.												




**Band 1 5150~5250MHz**
**WIFI 802.11ac VHT80 (Harmonic @ 3m)**

WIFI Ant. 1+2	Note	Frequency ( MHz )	Level ( dBμV/m )	Over Limit ( dB )	Limit Line ( dBμV/m )	Read Level (dBμV)	Antenna Factor ( dB/m )	Cable Loss ( dB )	Preamp Factor ( dB )	Ant Pos ( cm )	Table Pos ( deg )	Peak Avg. (P/A)	Pol. (H/V)
802.11ac VHT80 CH 42 5210MHz		10420	43.28	-30.72	74	47.86	37.42	17.17	59.17	100	0	P	H
		15630	43.93	-30.07	74	40.82	40.55	19.68	57.12	100	0	P	H
													H
													H
		10420	42.83	-31.17	74	47.41	37.42	17.17	59.17	100	0	P	V
		15630	44.21	-29.79	74	41.1	40.55	19.68	57.12	100	0	P	V
													V
													V
Remark	1. No other spurious found. 2. All results are PASS against Peak and Average limit line.												



## Band 2 - 5250~5350MHz

## WIFI 802.11ac VHT20 (Band Edge @ 3m)

WIFI	Note	Frequency	Level	Over	Limit	Read	Antenna	Cable	Preamp	Ant	Table	Peak	Pol.
Ant.				Limit	Line	Level	Factor	Loss	Factor	Pos	Pos	Avg.	
1+2		( MHz )	( dBμV/m )	( dB )	( dBμV/m )	( dBμV )	( dB/m )	( dB )	( dB )	( cm )	( deg )	(P/A)	(H/V)
802.11ac VHT20 CH 52 5260MHz		5107.25	53.11	-20.89	74	42.57	34.58	11.18	35.22	106	281	P	H
		5149.7	44.56	-9.44	54	33.91	34.66	11.21	35.22	106	281	A	H
	*	5260	117.41	-	-	106.32	34.94	11.38	35.23	106	281	P	H
	*	5260	109.92	-	-	98.83	34.94	11.38	35.23	106	281	A	H
		5352.42	54.92	-19.08	74	43.25	35.14	11.76	35.23	106	281	P	H
		5350.55	47	-7	54	35.33	35.14	11.76	35.23	106	281	A	H
		5140.55	53.03	-20.97	74	42.38	34.66	11.21	35.22	306	155	P	V
		5148.8	44.17	-9.83	54	33.52	34.66	11.21	35.22	306	155	A	V
	*	5260	116.2	-	-	105.11	34.94	11.38	35.23	306	155	P	V
	*	5260	108.2	-	-	97.11	34.94	11.38	35.23	306	155	A	V
		5352.64	52.97	-21.03	74	41.3	35.14	11.76	35.23	306	155	P	V
		5353.08	44.35	-9.65	54	32.68	35.14	11.76	35.23	306	155	A	V
802.11ac VHT20 CH 60 5300MHz		5110.1	51.64	-22.36	74	41.1	34.58	11.18	35.22	100	277	P	H
		5075.9	43.13	-10.87	54	32.7	34.5	11.14	35.21	100	277	A	H
	*	5300	116.02	-	-	104.72	35.02	11.51	35.23	100	277	P	H
	*	5300	108.29	-	-	96.99	35.02	11.51	35.23	100	277	A	H
		5351.76	60.74	-13.26	74	49.07	35.14	11.76	35.23	100	277	P	H
		5350	52.83	-1.17	54	41.16	35.14	11.76	35.23	100	277	A	H
		5090.75	51.72	-22.28	74	41.26	34.54	11.14	35.22	280	156	P	V
		5071.55	42.42	-11.58	54	31.99	34.5	11.14	35.21	280	156	A	V
	*	5300	113.38	-	-	102.08	35.02	11.51	35.23	280	156	P	V
	*	5300	105.73	-	-	94.43	35.02	11.51	35.23	280	156	A	V
		5350.22	58.92	-15.08	74	47.25	35.14	11.76	35.23	280	156	P	V
		5350	49.9	-4.1	54	38.23	35.14	11.76	35.23	280	156	A	V



<b>802.11ac VHT20 CH 64 5320MHz</b>	*	5320	112.75	-	-	101.29	35.06	11.63	35.23	100	291	P	H
	*	5320	105.54	-	-	94.08	35.06	11.63	35.23	100	291	A	H
		5354.4	59.72	-14.28	74	48.05	35.14	11.76	35.23	100	291	P	H
		5350.11	52.35	-1.65	54	40.68	35.14	11.76	35.23	100	291	A	H
													H
													H
	*	5320	110.54	-	-	99.08	35.06	11.63	35.23	289	152	P	V
	*	5320	103.45	-	-	91.99	35.06	11.63	35.23	289	152	A	V
		5352.64	54.01	-19.99	74	42.34	35.14	11.76	35.23	289	152	P	V
		5350	46.52	-7.48	54	34.85	35.14	11.76	35.23	289	152	A	V
													V
													V
<b>Remark</b>	1. No other spurious found. 2. All results are PASS against Peak and Average limit line.												



## Band 2 5250~5350MHz

## WIFI 802.11ac VHT20 (Harmonic @ 3m)

WIFI Ant. 1+2	Note	Frequency ( MHz )	Level ( dBμV/m )	Over Limit ( dB )	Limit Line ( dBμV/m )	Read Level ( dBμV )	Antenna Factor ( dB/m )	Cable Loss ( dB )	Preamp Factor ( dB )	Ant Pos ( cm )	Table Pos ( deg )	Peak Avg. ( P/A )	Pol. ( H/V )
802.11ac VHT20 CH 52 5260MHz		10520	47.02	-26.98	74	51.42	37.51	17.17	59.08	100	0	P	H
		15780	44.25	-29.75	74	40.73	40.8	19.75	57.03	100	0	P	H
													H
													H
		10520	56.46	-17.54	74	60.86	37.51	17.17	59.08	100	26	P	V
		10520	48.64	-5.36	54	53.04	37.51	17.17	59.08	100	26	A	V
		15780	45.68	-28.32	74	42.16	40.8	19.75	57.03	100	0	P	V
													V
802.11ac VHT20 CH 60 5300MHz		10600	44.81	-29.19	74	49.02	37.58	17.17	58.96	100	0	P	H
		15900	43.8	-30.2	74	39.93	41.01	19.82	56.96	100	0	P	H
													H
													H
		10600	50.73	-23.27	74	54.94	37.58	17.17	58.96	100	0	P	V
		15900	45.13	-28.87	74	41.26	41.01	19.82	56.96	100	0	P	V
													V
													V
802.11ac VHT20 CH 64 5320MHz		10640	43.31	-30.69	74	47.44	37.61	17.17	58.91	100	0	P	H
		15960	44.73	-29.27	74	40.64	41.14	19.87	56.92	100	0	P	H
													H
													H
		10640	43.6	-30.4	74	47.73	37.61	17.17	58.91	100	0	P	V
		15960	43.41	-30.59	74	39.32	41.14	19.87	56.92	100	0	P	V
													V
													V
Remark	1. No other spurious found. 2. All results are PASS against Peak and Average limit line.												



## Band 2 5250~5350MHz

## WIFI 802.11ac VHT40 (Band Edge @ 3m)

WIFI Ant. 1+2	Note	Frequency ( MHz )	Level ( dBμV/m )	Over Limit ( dB )	Limit Line ( dBμV/m )	Read Level ( dBμV )	Antenna Factor ( dB/m )	Cable Loss ( dB )	Preamp Factor ( dB )	Ant Pos ( cm )	Table Pos ( deg )	Peak Avg. ( P/A )	Pol. ( H/V )
802.11ac VHT40 CH 54 5270MHz		5145.65	56.96	-17.04	74	46.31	34.66	11.21	35.22	100	275	P	H
		5148.95	47.44	-6.56	54	36.79	34.66	11.21	35.22	100	275	A	H
	*	5270	112.12	-	-	100.9	34.94	11.51	35.23	100	275	P	H
	*	5270	104.47	-	-	93.25	34.94	11.51	35.23	100	275	A	H
		5350.77	61.91	-12.09	74	50.24	35.14	11.76	35.23	100	275	P	H
		5350.22	52.45	-1.55	54	40.78	35.14	11.76	35.23	100	275	A	H
		5143.7	55.6	-18.4	74	44.95	34.66	11.21	35.22	380	162	P	V
		5146.25	46.94	-7.06	54	36.29	34.66	11.21	35.22	380	162	A	V
	*	5270	110.18	-	-	98.96	34.94	11.51	35.23	380	162	P	V
	*	5270	103.37	-	-	92.15	34.94	11.51	35.23	380	162	A	V
		5354.18	55.97	-18.03	74	44.3	35.14	11.76	35.23	380	162	P	V
		5350.11	47.56	-6.44	54	35.89	35.14	11.76	35.23	380	162	A	V
802.11ac VHT40 CH 62 5310MHz		5073.35	50.36	-23.64	74	39.93	34.5	11.14	35.21	100	276	P	H
		5113.4	41.48	-12.52	54	30.94	34.58	11.18	35.22	100	276	A	H
	*	5310	105.2	-	-	93.74	35.06	11.63	35.23	100	276	P	H
	*	5310	97.8	-	-	86.34	35.06	11.63	35.23	100	276	A	H
		5352.97	60.97	-13.03	74	49.3	35.14	11.76	35.23	100	276	P	H
		5350	52.68	-1.32	54	41.01	35.14	11.76	35.23	100	276	A	H
		5073.8	50.64	-23.36	74	40.21	34.5	11.14	35.21	287	153	P	V
		5113.55	41.27	-12.73	54	30.73	34.58	11.18	35.22	287	153	A	V
	*	5310	102.19	-	-	90.73	35.06	11.63	35.23	287	153	P	V
	*	5310	95.14	-	-	83.68	35.06	11.63	35.23	287	153	A	V
		5351.1	55.08	-18.92	74	43.41	35.14	11.76	35.23	287	153	P	V
		5350.33	47.21	-6.79	54	35.54	35.14	11.76	35.23	287	153	A	V
Remark	1. No other spurious found. 2. All results are PASS against Peak and Average limit line.												



## Band 2 5250~5350MHz

## WIFI 802.11ac VHT40 (Harmonic @ 3m)

WIFI Ant. 1+2	Note	Frequency ( MHz )	Level ( dBμV/m )	Over Limit ( dB )	Limit Line ( dBμV/m )	Read Level ( dBμV )	Antenna Factor ( dB/m )	Cable Loss ( dB )	Preamp Factor ( dB )	Ant Pos ( cm )	Table Pos ( deg )	Peak Avg. ( P/A )	Pol. ( H/V )
802.11ac VHT40 CH 54 5270MHz		10540	42.87	-31.13	74	47.22	37.53	17.17	59.05	100	0	P	H
		15810	43.86	-30.14	74	40.24	40.86	19.77	57.01	100	0	P	H
													H
													H
		10540	46.81	-27.19	74	51.16	37.53	17.17	59.05	100	0	P	V
		15810	43.44	-30.56	74	39.82	40.86	19.77	57.01	100	0	P	V
													V
													V
802.11ac VHT40 CH 62 5310MHz		10620	41.66	-32.34	74	45.82	37.6	17.17	58.93	100	0	P	H
		15930	44.63	-29.37	74	40.65	41.08	19.84	56.94	100	0	P	H
													H
													H
		10620	43.09	-30.91	74	47.25	37.6	17.17	58.93	100	0	P	V
		15930	44.07	-29.93	74	40.09	41.08	19.84	56.94	100	0	P	V
													V
													V
Remark	1. No other spurious found. 2. All results are PASS against Peak and Average limit line.												


**Band 2 5250~5350MHz**
**WIFI 802.11ac VHT80 (Band Edge @ 3m)**

WIFI Ant. 1+2	Note	Frequency ( MHz )	Level ( dBμV/m )	Over Limit ( dB )	Limit Line ( dBμV/m )	Read Level (dBμV)	Antenna Factor ( dB/m )	Cable Loss ( dB )	Preamp Factor ( dB )	Ant Pos ( cm )	Table Pos ( deg )	Peak Avg. (P/A)	Pol. (H/V)
<b>802.11ac VHT80 CH 58 5290MHz</b>		5147.6	52.42	-21.58	74	41.77	34.66	11.21	35.22	100	276	P	H
		5149.1	45.03	-8.97	54	34.38	34.66	11.21	35.22	100	276	A	H
	*	5290	102.65	-	-	91.39	34.98	11.51	35.23	100	276	P	H
	*	5290	95.66	-	-	84.4	34.98	11.51	35.23	100	276	A	H
		5357.26	59.98	-14.02	74	48.31	35.14	11.76	35.23	100	276	P	H
		5351.43	52.67	-1.33	54	41	35.14	11.76	35.23	100	276	A	H
		5148.5	52.32	-21.68	74	41.67	34.66	11.21	35.22	380	157	P	V
		5148.05	43.58	-10.42	54	32.93	34.66	11.21	35.22	380	157	A	V
	*	5290	97.38	-	-	86.12	34.98	11.51	35.23	380	157	P	V
	*	5290	91.87	-	-	80.61	34.98	11.51	35.23	380	157	A	V
		5371.45	55.55	-18.45	74	43.84	35.18	11.76	35.23	380	157	P	V
		5378.6	47.93	-6.07	54	36.18	35.22	11.76	35.23	380	157	A	V
<b>Remark</b>	1. No other spurious found. 2. All results are PASS against Peak and Average limit line.												

**Band 2 5250~5350MHz****WIFI 802.11ac VHT80 (Harmonic @ 3m)**

WIFI Ant. 1+2	Note	Frequency ( MHz )	Level ( dBμV/m )	Over Limit ( dB )	Limit Line ( dBμV/m )	Read Level (dBμV)	Antenna Factor ( dB/m )	Cable Loss ( dB )	Preamp Factor ( dB )	Ant Pos ( cm )	Table Pos ( deg )	Peak Avg. (P/A)	Pol. (H/V)
802.11ac VHT80 CH 58 5290MHz		10580	43.32	-30.68	74	47.56	37.57	17.17	58.98	100	0	P	H
		15870	43.3	-30.7	74	39.47	40.98	19.82	56.97	100	0	P	H
													H
													H
		10580	42.33	-31.67	74	46.57	37.57	17.17	58.98	100	0	P	V
		15870	42.76	-31.24	74	38.93	40.98	19.82	56.97	100	0	P	V
													V
													V
Remark	1. No other spurious found. 2. All results are PASS against Peak and Average limit line.												





## Band 3 - 5470~5725MHz

## WIFI 802.11ac VHT20 (Band Edge @ 3m)

WIFI	Note	Frequency	Level	Over	Limit	Read	Antenna	Cable	Preamp	Ant	Table	Peak	Pol.
Ant.				Limit	Line	Level	Factor	Loss	Factor	Pos	Pos	Avg.	
1+2		( MHz )	( dBμV/m )	( dB )	( dBμV/m )	( dBμV )	( dB/m )	( dB )	( dB )	( cm )	( deg )	( P/A )	( H/V )
802.11ac VHT20 CH 100 5500MHz		5459.6	59.72	-14.28	74	47.69	35.38	11.89	35.24	165	288	P	H
		5465.52	64.88	-3.42	68.3	52.81	35.42	11.89	35.24	165	288	P	H
		5460	52.77	-1.23	54	40.74	35.38	11.89	35.24	165	288	A	H
	*	5500	114.83	-	-	102.68	35.5	11.89	35.24	165	288	P	H
	*	5500	108.25	-	-	96.1	35.5	11.89	35.24	165	288	A	H
													H
		5458.48	52.01	-21.99	74	39.98	35.38	11.89	35.24	363	52	P	V
		5469.84	57.09	-11.21	68.3	45.02	35.42	11.89	35.24	363	52	P	V
		5459.34	44.7	-9.3	54	32.67	35.38	11.89	35.24	363	52	A	V
	*	5500	110.24	-	-	98.09	35.5	11.89	35.24	363	52	P	V
	*	5500	106.28	-	-	94.13	35.5	11.89	35.24	363	52	A	V
													V
802.11ac VHT20 CH 116 5580MHz		5452.72	51.88	-22.12	74	39.85	35.38	11.89	35.24	100	298	P	H
		5469.68	53.99	-14.31	68.3	41.92	35.42	11.89	35.24	100	298	P	H
		5459.89	43.9	-10.1	54	31.87	35.38	11.89	35.24	100	298	A	H
	*	5580	118.97	-	-	106.83	35.51	11.89	35.26	100	298	P	H
	*	5580	111.75	-	-	99.61	35.51	11.89	35.26	100	298	A	H
		5729.88	53.68	-14.62	68.3	41.37	35.54	12.06	35.29	100	298	P	H
		5442.48	49.7	-24.3	74	37.71	35.34	11.89	35.24	376	46	P	V
		5469.36	48.96	-19.34	68.3	36.89	35.42	11.89	35.24	376	46	P	V
		5455.71	41.61	-12.39	54	29.58	35.38	11.89	35.24	376	46	A	V
	*	5580	116.5	-	-	104.36	35.51	11.89	35.26	376	46	P	V
	*	5580	110.39	-	-	98.25	35.51	11.89	35.26	376	46	A	V
		5726.92	50.87	-17.43	68.3	38.56	35.54	12.06	35.29	376	46	P	V



<b>802.11ac</b> <b>VHT20</b> <b>CH 140</b> <b>5700MHz</b>	*	5700	113.97	-	-	101.71	35.54	12	35.28	100	295	P	H
	*	5700	106.84	-	-	94.58	35.54	12	35.28	100	295	A	H
		5725.64	66.83	-1.47	68.3	54.52	35.54	12.06	35.29	100	295	P	H
													H
													H
													H
	*	5700	108.83	-	-	96.57	35.54	12	35.28	376	197	P	V
	*	5700	102.22	-	-	89.96	35.54	12	35.28	376	197	A	V
		5725.64	58.17	-10.13	68.3	45.86	35.54	12.06	35.29	376	197	P	V
													V
													V
													V
<b>Remark</b>	1. No other spurious found.												
	2. All results are PASS against Peak and Average limit line.												



## Band 3 - 5470~5725MHz

## WIFI 802.11ac VHT20 (Harmonic @ 3m)

WIFI Ant. 1+2	Note	Frequency ( MHz )	Level ( dBμV/m )	Over Limit ( dB )	Limit Line ( dBμV/m )	Read Level ( dBμV )	Antenna Factor ( dB/m )	Cable Loss ( dB )	Preamp Factor ( dB )	Ant Pos ( cm )	Table Pos ( deg )	Peak Avg. ( P/A )	Pol. ( H/V )
802.11ac VHT20 CH 100 5500MHz		11000	42.2	-31.8	74	45.53	37.9	17.17	58.4	100	0	P	H
		16500	47.02	-21.28	68.3	41.29	41.6	20.23	56.1	100	0	P	H
													H
													H
		11000	46.79	-27.21	74	50.12	37.9	17.17	58.4	100	0	P	V
		16500	47.36	-20.94	68.3	41.63	41.6	20.23	56.1	100	0	P	V
													V
													V
802.11ac VHT20 CH 116 5580MHz		11160	42.77	-31.23	74	45.57	38.07	17.16	58.03	100	0	P	H
		16740	45.49	-22.81	68.3	39.17	41.89	20.39	55.96	100	0	P	H
													H
													H
		11160	42.94	-31.06	74	45.74	38.07	17.16	58.03	100	0	P	V
		16740	45.87	-22.43	68.3	39.55	41.89	20.39	55.96	100	0	P	V
													V
													V
802.11ac VHT20 CH 140 5700MHz		11400	42.58	-31.42	74	44.64	38.3	17.16	57.52	100	0	P	H
		17100	50.85	-17.45	68.3	43.9	42.14	20.65	55.84	100	0	P	H
													H
													H
		11400	42.2	-31.8	74	44.26	38.3	17.16	57.52	100	0	P	V
		17100	47.22	-21.08	68.3	40.27	42.14	20.65	55.84	100	0	P	V
													V
													V
Remark	1. No other spurious found. 2. All results are PASS against Peak and Average limit line.												



## Band 3 - 5470~5725MHz

## WIFI 802.11ac VHT40 (Band Edge @ 3m)

WIFI Ant. 1+2	Note	Frequency ( MHz )	Level ( dBμV/m )	Over Limit ( dB )	Limit Line ( dBμV/m )	Read Level ( dBμV )	Antenna Factor ( dB/m )	Cable Loss ( dB )	Preamp Factor ( dB )	Ant Pos ( cm )	Table Pos ( deg )	Peak Avg. ( P/A )	Pol. ( H/V )
802.11ac VHT40 CH 102 5510MHz		5453.84	59.18	-14.82	74	47.15	35.38	11.89	35.24	100	298	P	H
		5467.44	66.44	-1.86	68.3	54.37	35.42	11.89	35.24	100	298	P	H
		5460	52.95	-1.05	54	40.92	35.38	11.89	35.24	100	298	A	H
	*	5510	109.62	-	-	97.47	35.5	11.89	35.24	100	298	P	H
	*	5510	101.9	-	-	89.75	35.5	11.89	35.24	100	298	A	H
		5757.64	51.36	-16.94	68.3	38.99	35.55	12.11	35.29	100	298	P	H
		5459.6	50.79	-23.21	74	38.76	35.38	11.89	35.24	345	39	P	V
		5469.2	54.45	-13.85	68.3	42.38	35.42	11.89	35.24	345	39	P	V
		5457.58	45.13	-8.87	54	33.1	35.38	11.89	35.24	345	39	A	V
	*	5510	105.57	-	-	93.42	35.5	11.89	35.24	345	39	P	V
	*	5510	99.29	-	-	87.14	35.5	11.89	35.24	345	39	A	V
		5736.84	51.89	-16.41	68.3	39.57	35.55	12.06	35.29	345	39	P	V
802.11ac VHT40 CH 110 5550MHz		5457.52	58.75	-15.25	74	46.72	35.38	11.89	35.24	100	291	P	H
		5461.84	61.58	-6.72	68.3	49.55	35.38	11.89	35.24	100	291	P	H
		5459.89	52.94	-1.06	54	40.91	35.38	11.89	35.24	100	291	A	H
	*	5550	113.42	-	-	101.27	35.51	11.89	35.25	100	291	P	H
	*	5550	106.99	-	-	94.84	35.51	11.89	35.25	100	291	A	H
		5748.36	52.15	-16.15	68.3	39.78	35.55	12.11	35.29	100	291	P	H
		5458.16	51.8	-22.2	74	39.77	35.38	11.89	35.24	350	16	P	V
		5468.72	54.5	-13.8	68.3	42.43	35.42	11.89	35.24	350	16	P	V
		5459.23	44.52	-9.48	54	32.49	35.38	11.89	35.24	350	16	A	V
	*	5550	106.21	-	-	94.06	35.51	11.89	35.25	350	16	P	V
	*	5550	100.58	-	-	88.43	35.51	11.89	35.25	350	16	A	V
		5731.64	51.23	-17.07	68.3	38.92	35.54	12.06	35.29	350	16	P	V



<b>802.11ac</b> <b>VHT40</b> <b>CH 134</b> <b>5670MHz</b>		5413.68	49.91	-24.09	74	37.95	35.3	11.89	35.23	100	297	P	H
		5461.04	49.26	-19.04	68.3	37.23	35.38	11.89	35.24	100	297	P	H
		5458.68	41.84	-12.16	54	29.81	35.38	11.89	35.24	100	297	A	H
	*	5670	112.4	-	-	100.14	35.53	12	35.27	100	297	P	H
	*	5670	106.71	-	-	94.45	35.53	12	35.27	100	297	A	H
		5742.84	65.77	-2.53	68.3	53.4	35.55	12.11	35.29	100	297	P	H
		5371.92	51.05	-22.95	74	39.34	35.18	11.76	35.23	341	43	P	V
		5469.68	48.68	-19.62	68.3	36.61	35.42	11.89	35.24	341	43	P	V
		5453.18	41.04	-12.96	54	29.01	35.38	11.89	35.24	341	43	A	V
	*	5670	106.28	-	-	94.02	35.53	12	35.27	341	43	P	V
	*	5670	100.99	-	-	88.73	35.53	12	35.27	341	43	A	V
		5730.36	60.49	-7.81	68.3	48.18	35.54	12.06	35.29	341	43	P	V
<b>Remark</b>	1. No other spurious found. 2. All results are PASS against Peak and Average limit line.												



## Band 3 - 5470~5725MHz

## WIFI 802.11ac VHT40 (Harmonic @ 3m)

WIFI Ant. 1+2	Note	Frequency ( MHz )	Level ( dBμV/m )	Over Limit ( dB )	Limit Line ( dBμV/m )	Read Level ( dBμV )	Antenna Factor ( dB/m )	Cable Loss ( dB )	Preamp Factor ( dB )	Ant Pos ( cm )	Table Pos ( deg )	Peak Avg. ( P/A )	Pol. ( H/V )
802.11ac VHT40 CH 102 5510MHz		11020	42.75	-31.25	74	46.02	37.92	17.17	58.36	100	0	P	H
		16530	45.84	-22.46	68.3	40.03	41.64	20.25	56.08	100	0	P	H
													H
													H
		11020	42.63	-31.37	74	45.9	37.92	17.17	58.36	100	0	P	V
		16530	45.17	-23.13	68.3	39.36	41.64	20.25	56.08	100	0	P	V
													V
													V
802.11ac VHT40 CH 110 5550MHz		11100	43.63	-30.37	74	46.65	38	17.16	58.18	100	0	P	H
		16650	47.33	-20.97	68.3	41.21	41.79	20.34	56.01	100	0	P	H
													H
													H
		11100	43.17	-30.83	74	46.19	38	17.16	58.18	100	0	P	V
		16650	45.4	-22.9	68.3	39.28	41.79	20.34	56.01	100	0	P	V
													V
													V
802.11ac VHT40 CH 134 5670MHz		11340	43.43	-30.57	74	45.71	38.23	17.16	57.67	100	0	P	H
		17010	47.53	-20.77	68.3	40.56	42.19	20.59	55.81	100	0	P	H
													H
													H
		11340	43.73	-30.27	74	46.01	38.23	17.16	57.67	100	0	P	V
		17010	46.78	-21.52	68.3	39.81	42.19	20.59	55.81	100	0	P	V
													V
													V
Remark	1. No other spurious found. 2. All results are PASS against Peak and Average limit line.												



## Band 3 5470~5725MHz

## WIFI 802.11ac VHT80 (Band Edge @ 3m)

WIFI Ant. 1+2	Note	Frequency ( MHz )	Level ( dBμV/m )	Over Limit ( dB )	Limit Line ( dBμV/m )	Read Level ( dBμV )	Antenna Factor ( dB/m )	Cable Loss ( dB )	Preamp Factor ( dB )	Ant Pos ( cm )	Table Pos ( deg )	Peak Avg. ( P/A )	Pol. ( H/V )
802.11ac VHT80 CH 106 5530MHz		5457.04	64.99	-9.01	74	52.96	35.38	11.89	35.24	100	292	P	H
		5468.88	62.69	-5.61	68.3	50.62	35.42	11.89	35.24	100	292	P	H
		5457.69	52.98	-1.02	54	40.95	35.38	11.89	35.24	100	292	A	H
	*	5530	102.49	-	-	90.35	35.5	11.89	35.25	100	292	P	H
	*	5530	96.17	-	-	84.03	35.5	11.89	35.25	100	292	A	H
		5737.96	52.89	-15.41	68.3	40.57	35.55	12.06	35.29	100	292	P	H
		5457.52	50.81	-23.19	74	38.78	35.38	11.89	35.24	374	18	P	V
		5467.92	52.63	-15.67	68.3	40.56	35.42	11.89	35.24	374	18	P	V
		5459.78	44.31	-9.69	54	32.28	35.38	11.89	35.24	374	18	A	V
	*	5530	97.3	-	-	85.16	35.5	11.89	35.25	374	18	P	V
	*	5530	91.38	-	-	79.24	35.5	11.89	35.25	374	18	A	V
		5732.44	51.3	-17	68.3	38.99	35.54	12.06	35.29	374	18	P	V
802.11ac VHT80 CH 122 5610MHz		5438.16	60.37	-13.63	74	48.38	35.34	11.89	35.24	100	295	P	H
		5462.64	59.01	-9.29	68.3	46.94	35.42	11.89	35.24	100	295	P	H
		5459.89	52.83	-1.17	54	40.8	35.38	11.89	35.24	100	295	A	H
	*	5610	110.21	-	-	98.06	35.52	11.89	35.26	100	295	P	H
	*	5610	103.84	-	-	91.69	35.52	11.89	35.26	100	295	A	H
		5753.8	65.65	-2.65	68.3	53.28	35.55	12.11	35.29	100	295	P	H
		5456.4	55.01	-18.99	74	42.98	35.38	11.89	35.24	350	40	P	V
		5463.76	55.81	-12.49	68.3	43.74	35.42	11.89	35.24	350	40	P	V
		5458.35	47.39	-6.61	54	35.36	35.38	11.89	35.24	350	40	A	V
	*	5610	105.84	-	-	93.69	35.52	11.89	35.26	350	40	P	V
	*	5610	98.64	-	-	86.49	35.52	11.89	35.26	350	40	A	V
		5738.84	59.99	-8.31	68.3	47.67	35.55	12.06	35.29	350	40	P	V
Remark	1. No other spurious found. 2. All results are PASS against Peak and Average limit line.												



## Band 3 5470~5725MHz

## WIFI 802.11ac VHT80 (Harmonic @ 3m)

WIFI Ant. 1+2	Note	Frequency ( MHz )	Level ( dBμV/m )	Over Limit ( dB )	Limit Line ( dBμV/m )	Read Level ( dBμV )	Antenna Factor ( dB/m )	Cable Loss ( dB )	Preamp Factor ( dB )	Ant Pos ( cm )	Table Pos ( deg )	Peak Avg. ( P/A )	Pol. ( H/V )
802.11ac VHT80 CH 106 5530MHz		11060	43.99	-30.01	74	47.11	37.97	17.16	58.25	100	0	P	H
		16590	45.23	-23.07	68.3	39.27	41.7	20.31	56.05	100	0	P	H
													H
													H
		11060	44.74	-29.26	74	47.86	37.97	17.16	58.25	100	0	P	V
		16590	45.86	-22.44	68.3	39.9	41.7	20.31	56.05	100	0	P	V
													V
													V
802.11ac VHT80 CH 122 5610MHz		11220	42.59	-31.41	74	45.23	38.12	17.16	57.92	100	0	P	H
		16830	46.51	-21.79	68.3	39.94	41.99	20.48	55.9	100	0	P	H
													H
													H
		11220	42.98	-31.02	74	45.62	38.12	17.16	57.92	100	0	P	V
		16830	45.9	-22.4	68.3	39.33	41.99	20.48	55.9	100	0	P	V
													V
													V
Remark	1. No other spurious found. 2. All results are PASS against Peak and Average limit line.												





**Band 3 - Straddle Channel**  
**WIFI 802.11a (Band Edge @ 3m)**

WIFI Ant. 1+2	Note	Frequency ( MHz )	Level ( dBμV/m )	Over Limit ( dB )	Limit Line ( dBμV/m )	Read Level ( dBμV )	Antenna Factor ( dB/m )	Cable Loss ( dB )	Preamp Factor ( dB )	Ant Pos ( cm )	Table Pos ( deg )	Peak Avg. (P/A)	Pol. (H/V)
<b>802.11a CH 144 5720MHz</b>	*	5720	114.82	-	-	102.5	35.54	12.06	35.28	100	301	P	H
	*	5720	110.46	-	-	98.14	35.54	12.06	35.28	100	301	A	H
													H
													H
													H
													H
	*	5720	110.94	-	-	98.62	35.54	12.06	35.28	366	19	P	V
	*	5720	110.24	-	-	97.92	35.54	12.06	35.28	366	19	A	V
													V
													V
													V
													V
<b>Remark</b>	1. No other spurious found. 2. All results are PASS against Peak and Average limit line.												

**Band 3 - Straddle Channel**  
**WIFI 802.11a (Harmonic @ 3m)**

WIFI Ant. 1+2	Note	Frequency ( MHz )	Level ( dBμV/m )	Over Limit ( dB )	Limit Line ( dBμV/m )	Read Level ( dBμV )	Antenna Factor ( dB/m )	Cable Loss ( dB )	Preamp Factor ( dB )	Ant Pos ( cm )	Table Pos ( deg )	Peak Avg. (P/A)	Pol. (H/V)
<b>802.11a CH 144 5720MHz</b>		11440	45.17	-28.83	74	47.13	38.33	17.16	57.45	100	0	P	H
		17160	50.87	-17.43	68.3	43.94	42.1	20.7	55.87	100	0	P	H
													H
													H
		11440	46.65	-27.35	74	48.61	38.33	17.16	57.45	100	0	P	V
		17160	50.56	-17.74	68.3	43.63	42.1	20.7	55.87	100	0	P	V
													V
													V
<b>Remark</b>	1. No other spurious found. 2. All results are PASS against Peak and Average limit line.												



## Band 3 - Straddle Channel

## WIFI 802.11ac VHT20 (Band Edge @ 3m)

WIFI Ant. 1+2	Note	Frequency ( MHz )	Level ( dBμV/m )	Over Limit ( dB )	Limit Line ( dBμV/m )	Read Level ( dBμV )	Antenna Factor ( dB/m )	Cable Loss ( dB )	Preamp Factor ( dB )	Ant Pos ( cm )	Table Pos ( deg )	Peak Avg. ( P/A )	Pol. ( H/V )
802.11ac VHT20 CH 144 5720MHz	*	5720	115.49	-	-	103.17	35.54	12.06	35.28	100	292	P	H
	*	5720	110.95	-	-	98.63	35.54	12.06	35.28	100	292	A	H
													H
													H
													H
													H
	*	5720	112.45	-	-	100.13	35.54	12.06	35.28	369	162	P	V
	*	5720	108.89	-	-	96.57	35.54	12.06	35.28	369	162	A	V
													V
													V
													V
													V
<b>Remark</b> <ol style="list-style-type: none"> <li>No other spurious found.</li> <li>All results are PASS against Peak and Average limit line.</li> </ol>													

## Band 3 - Straddle Channel

## WIFI 802.11ac VHT20 (Harmonic @ 3m)

WIFI Ant. 1+2	Note	Frequency ( MHz )	Level ( dBμV/m )	Over Limit ( dB )	Limit Line ( dBμV/m )	Read Level ( dBμV )	Antenna Factor ( dB/m )	Cable Loss ( dB )	Preamp Factor ( dB )	Ant Pos ( cm )	Table Pos ( deg )	Peak Avg. ( P/A )	Pol. ( H/V )
802.11ac VHT20 CH 144 5720MHz		11440	43.98	-30.02	74	45.94	38.33	17.16	57.45	100	0	P	H
		17160	49.57	-18.73	68.3	42.64	42.1	20.7	55.87	100	0	P	H
													H
													H
		11440	47.33	-26.67	74	49.29	38.33	17.16	57.45	100	0	P	V
		17160	49.84	-18.46	68.3	42.91	42.1	20.7	55.87	100	0	P	V
													V
													V
<b>Remark</b> <ol style="list-style-type: none"> <li>No other spurious found.</li> <li>All results are PASS against Peak and Average limit line.</li> </ol>													



## Band 3 - Straddle Channel

## WIFI 802.11ac VHT40 (Band Edge @ 3m)

WIFI Ant. 1+2	Note	Frequency ( MHz )	Level ( dBμV/m )	Over Limit ( dB )	Limit Line ( dBμV/m )	Read Level ( dBμV )	Antenna Factor ( dB/m )	Cable Loss ( dB )	Preamp Factor ( dB )	Ant Pos ( cm )	Table Pos ( deg )	Peak Avg. ( P/A )	Pol. ( H/V )
802.11ac VHT40 CH 142 5710MHz	*	5710	115.4	-	-	103.08	35.54	12.06	35.28	100	293	P	H
	*	5710	108.76	-	-	96.44	35.54	12.06	35.28	100	293	A	H
													H
													H
													H
													H
	*	5710	108.27	-	-	95.95	35.54	12.06	35.28	361	23	P	V
	*	5710	102.34	-	-	90.02	35.54	12.06	35.28	361	23	A	V
													V
													V
													V
													V
<b>Remark</b> <ol style="list-style-type: none"> <li>No other spurious found.</li> <li>All results are PASS against Peak and Average limit line.</li> </ol>													

## Band 3 - Straddle Channel

## WIFI 802.11ac VHT40 (Harmonic @ 3m)

WIFI Ant. 1+2	Note	Frequency ( MHz )	Level ( dBμV/m )	Over Limit ( dB )	Limit Line ( dBμV/m )	Read Level ( dBμV )	Antenna Factor ( dB/m )	Cable Loss ( dB )	Preamp Factor ( dB )	Ant Pos ( cm )	Table Pos ( deg )	Peak Avg. ( P/A )	Pol. ( H/V )
802.11ac VHT40 CH 142 5710MHz		11420	43.57	-30.43	74	45.57	38.32	17.16	57.48	100	0	P	H
		17130	48.98	-19.32	68.3	42.04	42.12	20.67	55.85	100	0	P	H
													H
													H
		11420	47.53	-26.47	74	49.53	38.32	17.16	57.48	100	0	P	V
		17130	51.16	-17.14	68.3	44.22	42.12	20.67	55.85	100	0	P	V
													V
													V
<b>Remark</b> <ol style="list-style-type: none"> <li>No other spurious found.</li> <li>All results are PASS against Peak and Average limit line.</li> </ol>													



## Band 3 - Straddle Channel

## WIFI 802.11ac VHT80 (Band Edge @ 3m)

WIFI Ant. 1+2	Note	Frequency ( MHz )	Level ( dBμV/m )	Over Limit ( dB )	Limit Line ( dBμV/m )	Read Level ( dBμV )	Antenna Factor ( dB/m )	Cable Loss ( dB )	Preamp Factor ( dB )	Ant Pos ( cm )	Table Pos ( deg )	Peak Avg. ( P/A )	Pol. ( H/V )
802.11ac VHT80 CH 138 5690MHz	*	5690	111.85	-	-	99.59	35.54	12	35.28	100	291	P	H
	*	5690	104.83	-	-	92.57	35.54	12	35.28	100	291	A	H
													H
													H
													H
													H
	*	5684	107.16	-	-	94.9	35.54	12	35.28	380	48	P	V
	*	5684	101.14	-	-	88.88	35.54	12	35.28	380	48	A	V
													V
													V
													V
													V
<b>Remark</b> <ol style="list-style-type: none"> <li>No other spurious found.</li> <li>All results are PASS against Peak and Average limit line.</li> </ol>													

## Band 3 - Straddle Channel

## WIFI 802.11ac VHT80 (Harmonic @ 3m)

WIFI Ant. 1+2	Note	Frequency ( MHz )	Level ( dBμV/m )	Over Limit ( dB )	Limit Line ( dBμV/m )	Read Level ( dBμV )	Antenna Factor ( dB/m )	Cable Loss ( dB )	Preamp Factor ( dB )	Ant Pos ( cm )	Table Pos ( deg )	Peak Avg. ( P/A )	Pol. ( H/V )
802.11ac VHT80 CH 138 5690MHz		11380	44.4	-29.6	74	46.52	38.28	17.16	57.56	100	0	P	H
		17070	47.23	-21.07	68.3	40.25	42.16	20.65	55.83	100	0	P	H
													H
													H
		11380	43.46	-30.54	74	45.58	38.28	17.16	57.56	100	0	P	V
		17070	47.15	-21.15	68.3	40.17	42.16	20.65	55.83	100	0	P	V
													V
													V
<b>Remark</b> <ol style="list-style-type: none"> <li>No other spurious found.</li> <li>All results are PASS against Peak and Average limit line.</li> </ol>													

### Emission below 1GHz

**WIFI 802.11ac VHT20 (LF @ 3m)**

WIFI	Note	Frequency	Level	Over	Limit	Read	Antenna	Cable	Preamp	Ant	Table	Peak	Pol.
Ant.		( MHz )	( dBμV/m )	Limit	Line	Level	Factor	Loss	Factor	Pos	Pos	Avg.	(H/V)
1+2				( dB )	( dBμV/m )	(dBμV)	( dB/m )	( dB )	( dB )	( cm )	( deg )	(P/A)	
802.11ac  VHT 20  LF		30.27	28.71	-11.29	40	32.99	26	1.07	31.35	-	-	P	H
		147.99	21.52	-21.98	43.5	33.49	17.75	1.78	31.5	-	-	P	H
		240.06	32.44	-13.56	46	43.68	18.09	2.07	31.4	-	-	P	H
		640.9	28.51	-17.49	46	29.91	25.81	3.57	30.78	-	-	P	H
		780.2	35.63	-10.37	46	34.85	27.5	3.9	30.62	-	-	P	H
		899.9	34.84	-11.16	46	32.21	29	4.17	30.54	100	0	P	H
													H
													H
													H
													H
													H
													H
		30.27	31.59	-8.41	40	35.87	26	1.07	31.35	100	0	P	V
		105.87	23.47	-20.03	43.5	36.5	16.94	1.55	31.52	-	-	P	V
		240.06	27.34	-18.66	46	38.58	18.09	2.07	31.4	-	-	P	V
		659.8	30.2	-15.8	46	31.39	26	3.57	30.76	-	-	P	V
		780.2	32.46	-13.54	46	31.68	27.5	3.9	30.62	-	-	P	V
		951	33.45	-12.55	46	29.71	30.2	4.07	30.53	-	-	P	V
													V
													V
												V	
												V	
												V	
												V	
												V	
Remark	1. No other spurious found. 2. All results are PASS against limit line.												



## Emission below 1GHz

## WIFI 802.11ac VHT40 (LF @ 3m)

WIFI	Note	Frequency	Level	Over	Limit	Read	Antenna	Cable	Preamp	Ant	Table	Peak	Pol.
Ant.				Limit	Line	Level	Factor	Loss	Factor	Pos	Pos	Avg.	
1+2		( MHz )	( dBμV/m )	( dB )	( dBμV/m )	( dBμV )	( dB/m )	( dB )	( dB )	( cm )	( deg )	( P/A )	( H/V )
802.11ac VHT40 LF		30	27.64	-12.36	40	31.92	26	1.07	31.35	-	-	P	H
		148.26	22.36	-21.14	43.5	34.33	17.75	1.78	31.5	-	-	P	H
		240.06	32.31	-13.69	46	43.55	18.09	2.07	31.4	-	-	P	H
		713	29.97	-16.03	46	30.33	26.6	3.74	30.7	-	-	P	H
		780.2	35.36	-10.64	46	34.58	27.5	3.9	30.62	100	0	P	H
		899.9	34.21	-11.79	46	31.58	29	4.17	30.54	-	-	P	H
													H
													H
													H
													H
													H
													H
		30.54	31.94	-8.06	40	36.77	25.46	1.07	31.36	100	0	P	V
		139.08	23.15	-20.35	43.5	35.07	18.03	1.55	31.5	-	-	P	V
		240.06	25.91	-20.09	46	37.15	18.09	2.07	31.4	-	-	P	V
		736.1	29.67	-16.33	46	29.62	26.98	3.74	30.67	-	-	P	V
		780.2	32.49	-13.51	46	31.71	27.5	3.9	30.62	-	-	P	V
		923.7	33.27	-12.73	46	30.13	29.56	4.12	30.54	-	-	P	V
													V
													V
													V
													V
													V
													V
													V
Remark	1. No other spurious found. 2. All results are PASS against limit line.												



## Emission below 1GHz

## WIFI 802.11ac VHT80 (LF @ 3m)

WIFI	Note	Frequency	Level	Over	Limit	Read	Antenna	Cable	Preamp	Ant	Table	Peak	Pol.
Ant.				Limit	Line	Level	Factor	Loss	Factor	Pos	Pos	Avg.	
1+2		( MHz )	( dBμV/m )	( dB )	( dBμV/m )	( dBμV )	( dB/m )	( dB )	( dB )	( cm )	( deg )	( P/A )	( H/V )
802.11ac VHT80 LF		30.27	27.21	-12.79	40	31.49	26	1.07	31.35	-	-	P	H
		161.49	21.35	-22.15	43.5	34.27	16.8	1.78	31.5	-	-	P	H
		240.06	30.61	-15.39	46	41.85	18.09	2.07	31.4	-	-	P	H
		659.8	30.43	-15.57	46	31.62	26	3.57	30.76	-	-	P	H
		780.2	34.68	-11.32	46	33.9	27.5	3.9	30.62	100	0	P	H
		899.9	33.7	-12.3	46	31.07	29	4.17	30.54	-	-	P	H
													H
													H
													H
													H
													H
													H
		30.81	32.76	-7.24	40	37.59	25.46	1.07	31.36	100	0	P	V
		116.94	23.07	-20.43	43.5	35.29	17.74	1.55	31.51	-	-	P	V
		240.06	27.78	-18.22	46	39.02	18.09	2.07	31.4	-	-	P	V
		780.2	32.7	-13.3	46	31.92	27.5	3.9	30.62	-	-	P	V
		846.7	32.02	-13.98	46	29.85	28.64	4.1	30.57	-	-	P	V
		937.7	33.19	-12.81	46	29.68	29.92	4.12	30.53	-	-	P	V
													V
													V
													V
													V
													V
													V
													V
Remark	1. No other spurious found. 2. All results are PASS against limit line.												



**Note symbol**

*	<b>Fundamental Frequency</b> which can be ignored. However, the level of any unwanted emissions shall not exceed the level of the fundamental frequency.
!	Test result is <b>over limit</b> line.
P/A	<b>Peak</b> or <b>Average</b>
H/V	<b>Horizontal</b> or <b>Vertical</b>



A calculation example for radiated spurious emission is shown as below:

WIFI	Note	Frequency	Level	Over	Limit	Read	Antenna	Cable	Preamp	Ant	Table	Peak	Pol.
Ant.				Limit	Line	Level	Factor	Loss	Factor	Pos	Pos	Avg.	
1+2		( MHz )	( dBμV/m )	( dB )	( dBμV/m )	( dBμV )	( dB/m )	( dB )	( dB )	( cm )	( deg )	( P/A )	( H/V )
802.11b		2390	55.45	-18.55	74	54.51	32.22	4.58	35.86	103	308	P	H
CH 01													
2412MHz		2390	43.54	-10.46	54	42.6	32.22	4.58	35.86	103	308	A	H

1. Level(dBμV/m) =

Antenna Factor(dB/m) + Cable Loss(dB) + Read Level(dBμV) - Preamp Factor(dB)

2. Over Limit(dB) = Level(dBμV/m) – Limit Line(dBμV/m)

**For Peak Limit @ 2390MHz:**

1. Level(dBμV/m)

= Antenna Factor(dB/m) + Cable Loss(dB) + Read Level(dBμV) - Preamp Factor(dB)

= 32.22(dB/m) + 4.58(dB) + 54.51(dBμV) – 35.86 (dB)

= 55.45 (dBμV/m)

2. Over Limit(dB)

= Level(dBμV/m) – Limit Line(dBμV/m)

= 55.45(dBμV/m) – 74(dBμV/m)

= -18.55(dB)

**For Average Limit @ 2390MHz:**

1. Level(dBμV/m)

= Antenna Factor(dB/m) + Cable Loss(dB) + Read Level(dBμV) - Preamp Factor(dB)

= 32.22(dB/m) + 4.58(dB) + 42.6(dBμV) – 35.86 (dB)

= 43.54 (dBμV/m)

2. Over Limit(dB)

= Level(dBμV/m) – Limit Line(dBμV/m)

= 43.54(dBμV/m) – 54(dBμV/m)

= -10.46(dB)

**Both peak and average measured complies with the limit line, so test result is “PASS”.**



## Appendix C. Radiated Spurious Emission

<b>Test Engineer :</b>	Jesse Wang, James Chiu, Derek Hsu, and Luke Chang	<b>Temperature :</b>	25~26°C
		<b>Relative Humidity :</b>	54~55%

### Note symbol

-L	Low channel location
-R	High channel location



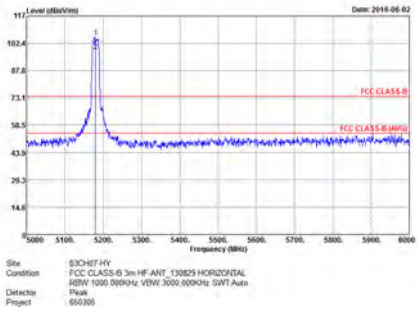
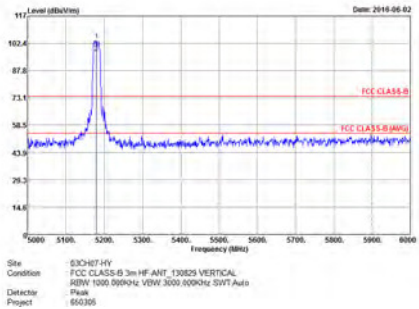
**<Non-TXBF Modes>**

**Band 1 - 5150~5250MHz**

**WIFI 802.11a (Band Edge @ 3m)**

WIFI	Band 1 5150~5250MHz Band Edge @ 3m	
ANT	802.11a CH36 5180MHz	
2	Horizontal	Vertical
Peak	<p>Site : 63CH7-HY Condition : FCC CLASS-B 3m HF ANT, 13029 HORIZONTAL RBW: 1000.000kHz VIEW: 3000.000kHz SWT: Auto Detector : Peak Project : 650305</p>	<p>Site : 63CH7-HY Condition : FCC CLASS-B 3m HF ANT, 13029 VERTICAL RBW: 1000.000kHz VIEW: 3000.000kHz SWT: Auto Detector : Peak Project : 650305</p>
Avg.	<p>Site : 63CH7-HY Condition : FCC CLASS-B (AVG) 3m HF ANT, 13029 HORIZONTAL RBW: 1000.000kHz VIEW: 1.000kHz SWT: Auto Detector : Peak Project : 650305</p>	<p>Site : 63CH7-HY Condition : FCC CLASS-B (AVG) 3m HF ANT, 13029 VERTICAL RBW: 1000.000kHz VIEW: 1.000kHz SWT: Auto Detector : Peak Project : 650305</p>



WIFI	Band 1 5150~5250MHz Fundamental @ 3m	
ANT	802.11a CH36 5180MHz	
2	Horizontal	Vertical
Peak Avg.		

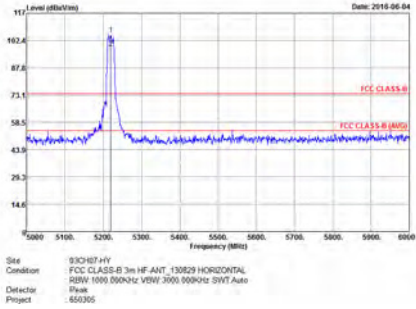
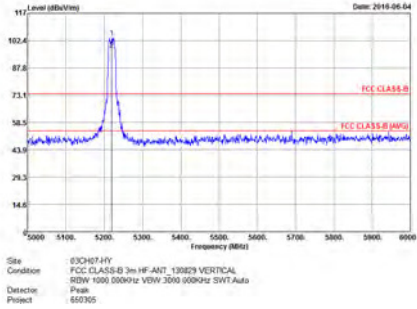


WIFI	Band 1 5150~5250MHz Band Edge @ 3m	
ANT	802.11a CH44 5220MHz - L	
2	Horizontal	Vertical
Peak	<p>Site: 83CH7-HY Condition: FCC CLASS-B 3m HF ANT, 130B29 HORIZONTAL RBW: 1000.000KHz VSW: 3000.000KHz SWT: Auto Detector: Peak Project: 650305</p>	<p>Site: 83CH7-HY Condition: FCC CLASS-B 3m HF ANT, 130B29 VERTICAL RBW: 1000.000KHz VSW: 3000.000KHz SWT: Auto Detector: Peak Project: 650305</p>
Avg.	<p>Site: 83CH7-HY Condition: FCC CLASS-B (AVG) 3m HF ANT, 130B29 HORIZONTAL RBW: 1000.000KHz VSW: 1.000KHz SWT: Auto Detector: Peak</p>	<p>Site: 83CH7-HY Condition: FCC CLASS-B (AVG) 3m HF ANT, 130B29 VERTICAL RBW: 1000.000KHz VSW: 1.000KHz SWT: Auto Detector: Peak</p>

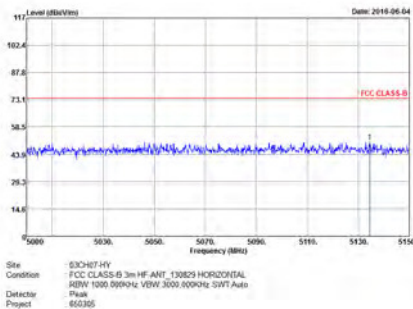
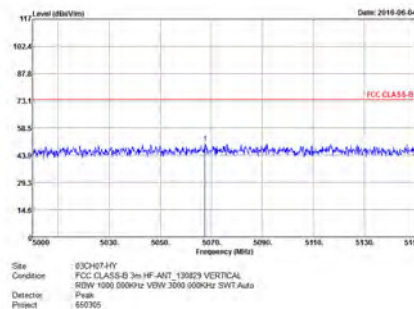
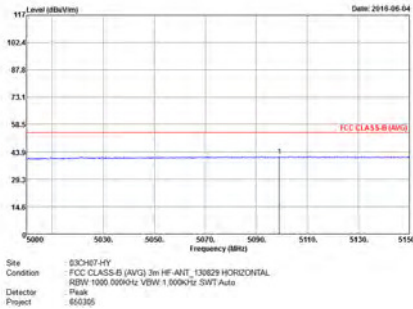
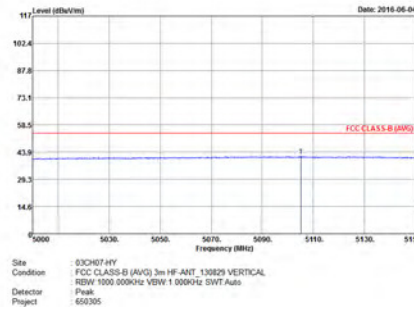


WIFI	Band 1 5150~5250MHz Band Edge @ 3m	
ANT	802.11a CH44 5220MHz - R	
2	Horizontal	Vertical
Peak	<p>Site : 03CH7-HY Condition : FCC CLASS-B 3m HF ANT, 130029 HORIZONTAL RBW: 1000.000kHz VSW: 3000.000kHz SWT: Auto Detector : Peak Project : 600305</p>	<p>Site : 03CH7-HY Condition : FCC CLASS-B 3m HF ANT, 130029 VERTICAL RBW: 1000.000kHz VSW: 3000.000kHz SWT: Auto Detector : Peak Project : 600305</p>
Avg.	<p>Site : 03CH7-HY Condition : FCC CLASS-B (AVG) 3m HF ANT, 130029 HORIZONTAL RBW: 1000.000kHz VSW: 1.000kHz SWT: Auto Detector : Peak Project : 600305</p>	<p>Site : 03CH7-HY Condition : FCC CLASS-B (AVG) 3m HF ANT, 130029 VERTICAL RBW: 1000.000kHz VSW: 1.000kHz SWT: Auto Detector : Peak Project : 600305</p>



WIFI	Band 1 5150~5250MHz Fundamental @ 3m	
ANT	802.11a CH44 5220MHz	
2	Horizontal	Vertical
Peak Avg.		



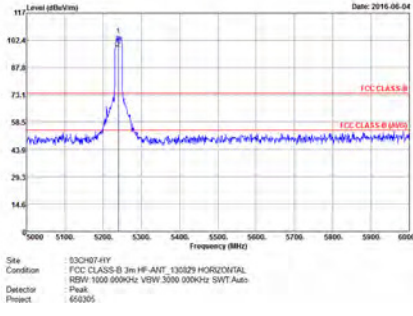
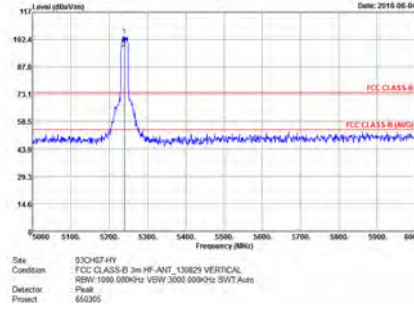
WIFI	Band 1 5150~5250MHz Band Edge @ 3m	
ANT	802.11a CH48 5240MHz - L	
2	Horizontal	Vertical
Peak	 <p>Site : 63CH07-HY Condition : FCC CLASS-B 3m HF-ANT_130B29 HORIZONTAL RBW 1000.000kHz VBW 3000.000kHz SWT Auto Detector : Peak Project : 650305</p>	 <p>Site : 63CH07-HY Condition : FCC CLASS-B 3m HF-ANT_130B29 VERTICAL RBW 1000.000kHz VBW 3000.000kHz SWT Auto Detector : Peak Project : 650305</p>
Avg.	 <p>Site : 63CH07-HY Condition : FCC CLASS-B (AVG) 3m HF-ANT_130B29 HORIZONTAL RBW 1000.000kHz VBW 1.000kHz SWT Auto Detector : Peak Project : 650305</p>	 <p>Site : 63CH07-HY Condition : FCC CLASS-B (AVG) 3m HF-ANT_130B29 VERTICAL RBW 1000.000kHz VBW 1.000kHz SWT Auto Detector : Peak Project : 650305</p>





WIFI	Band 1 5150~5250MHz Band Edge @ 3m	
ANT	802.11a CH48 5240MHz - R	
2	Horizontal	Vertical
Peak	<p>Site: 93CH27-HY Condition: FCC CLASS-B 3m HF-ANT_130829 HORIZONTAL SDW: 1000.000kHz VSW: 3000.000kHz SWT: Auto Detector: Peak Project: 650305</p>	<p>Site: 93CH27-HY Condition: FCC CLASS-B 3m HF-ANT_130829 VERTICAL SDW: 1000.000kHz VSW: 3000.000kHz SWT: Auto Detector: Peak Project: 650305</p>
Avg.	<p>Site: 93CH27-HY Condition: FCC CLASS-B (AVG) 3m HF-ANT_130829 HORIZONTAL SDW: 1000.000kHz VSW: 1.000kHz SWT: Auto Detector: Peak</p>	<p>Site: 93CH27-HY Condition: FCC CLASS-B (AVG) 3m HF-ANT_130829 VERTICAL SDW: 1000.000kHz VSW: 1.000kHz SWT: Auto Detector: Peak Project: 650305</p>



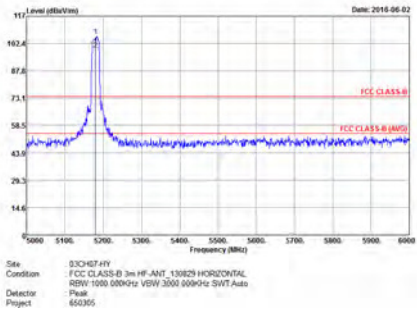
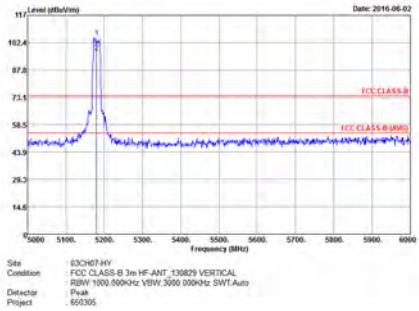
WIFI	Band 1 5150~5250MHz Fundamental @ 3m	
ANT	802.11a CH48 5240MHz	
2	Horizontal	Vertical
Peak Avg.		



Band 1 5150~5250MHz  
WIFI 802.11ac VHT20 (Band Edge @ 3m)

WIFI	Band 1 5150~5250MHz Band Edge @ 3m	
ANT	802.11ac VHT20 CH36 5180MHz	
2	Horizontal	Vertical
Peak	<p>Site: 03CH07-41Y Condition: FCC CLASS-B 3m HF-ANT 130829 HORIZONTAL RBW: 1000.000kHz VSW: 3000.000kHz SWT: Auto Detector: Peak Project: 650305</p>	<p>Site: 03CH07-41Y Condition: FCC CLASS-B 3m HF-ANT 130829 VERTICAL RBW: 1000.000kHz VSW: 3000.000kHz SWT: Auto Detector: Peak Project: 650305</p>
Avg.	<p>Site: 03CH07-41Y Condition: FCC CLASS-B (AVG) 3m HF-ANT 130829 HORIZONTAL RBW: 1000.000kHz VSW: 1.000kHz SWT: Auto Detector: Peak Project: 650305</p>	<p>Site: 03CH07-41Y Condition: FCC CLASS-B (AVG) 3m HF-ANT 130829 VERTICAL RBW: 1000.000kHz VSW: 1.000kHz SWT: Auto Detector: Peak Project: 650305</p>

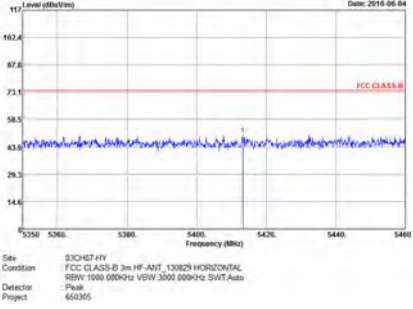
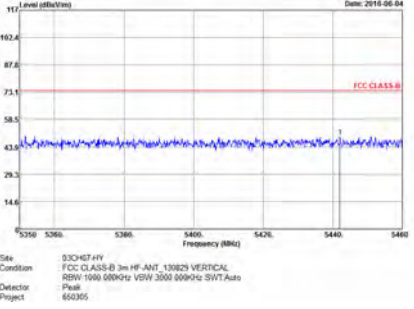
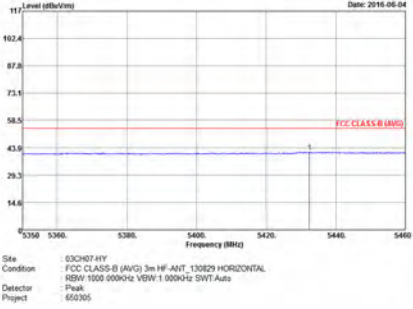
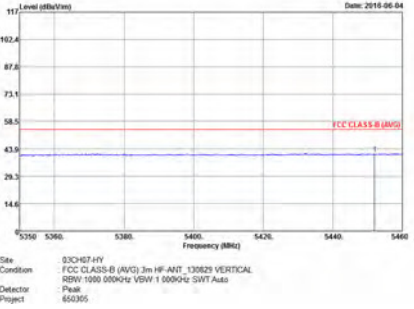


WIFI	Band 1 5150~5250MHz Fundamental @ 3m	
ANT	802.11ac VHT20 CH36 5180MHz	
2	Horizontal	Vertical
Peak Avg.		

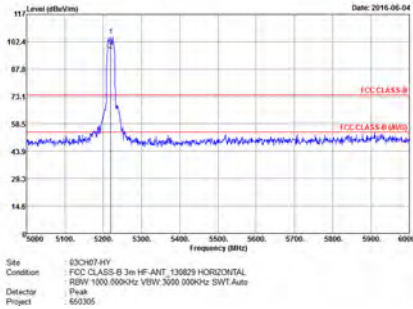
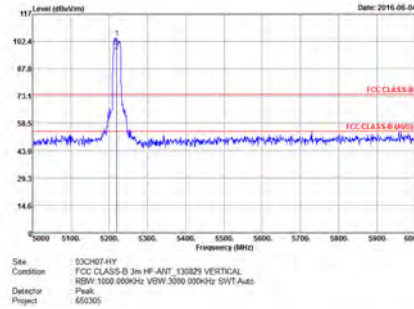


WIFI	Band 1 5150~5250MHz Band Edge @ 3m	
ANT	802.11ac VHT20 CH44 5220MHz - L	
2	Horizontal	Vertical
Peak	<p>Site : 63CH07-HY Condition : FCC CLASS-B 3m HF-ANT_130829 HORIZONTAL RBW 1000.000kHz VBW 3000.000kHz SWT Auto Detector : Peak Project : 650305</p>	<p>Site : 63CH07-HY Condition : FCC CLASS-B 3m HF-ANT_130829 VERTICAL RBW 1000.000kHz VBW 3000.000kHz SWT Auto Detector : Peak Project : 650305</p>
Avg.	<p>Site : 63CH07-HY Condition : FCC CLASS-B (AVG) 3m HF-ANT_130829 HORIZONTAL RBW 1000.000kHz VBW 1.000kHz SWT Auto Detector : Peak Project : 650305</p>	<p>Site : 63CH07-HY Condition : FCC CLASS-B (AVG) 3m HF-ANT_130829 VERTICAL RBW 1000.000kHz VBW 1.000kHz SWT Auto Detector : Peak Project : 650305</p>



WIFI	Band 1 5150~5250MHz Band Edge @ 3m	
ANT	802.11ac VHT20 CH44 5220MHz - R	
2	Horizontal	Vertical
Peak	 <p>Site: 03CH07-HY Condition: FCC CLASS-B 3m HF-ANT, 130829 HORIZONTAL Detector: Peak Project: 650305</p>	 <p>Site: 03CH07-HY Condition: FCC CLASS-B 3m HF-ANT, 130829 VERTICAL Detector: Peak Project: 650305</p>
Avg.	 <p>Site: 03CH07-HY Condition: FCC CLASS-B (AVG) 3m HF-ANT, 130829 HORIZONTAL Detector: Peak Project: 650305</p>	 <p>Site: 03CH07-HY Condition: FCC CLASS-B (AVG) 3m HF-ANT, 130829 VERTICAL Detector: Peak Project: 650305</p>



WIFI	Band 1 5150~5250MHz Fundamental @ 3m	
ANT	802.11ac VHT20 CH44 5220MHz	
2	Horizontal	Vertical
Peak Avg.		



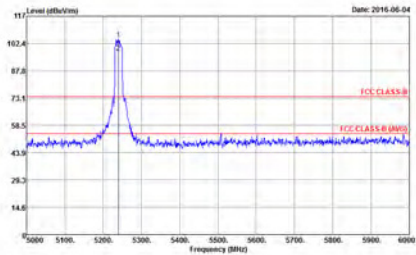
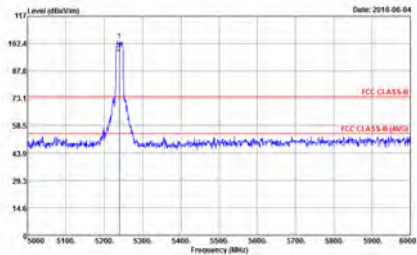
WIFI	Band 1 5150~5250MHz Band Edge @ 3m	
ANT	802.11ac VHT20 CH48 5240MHz - L	
2	Horizontal	Vertical
Peak	<p>Site : 63CH67-HY Condition : FCC CLASS-B 3m HF-ANT, 130829 HORIZONTAL Detector : Peak Project : 650305</p>	<p>Site : 63CH67-HY Condition : FCC CLASS-B 3m HF-ANT, 130829 VERTICAL Detector : Peak Project : 650305</p>
Avg.	<p>Site : 63CH67-HY Condition : FCC CLASS-B (AVG) 3m HF-ANT, 130829 HORIZONTAL Detector : Peak Project : 650305</p>	<p>Site : 63CH67-HY Condition : FCC CLASS-B (AVG) 3m HF-ANT, 130829 VERTICAL Detector : Peak Project : 650305</p>





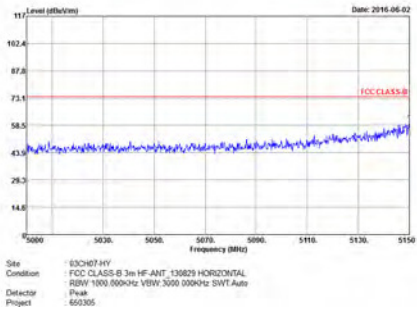
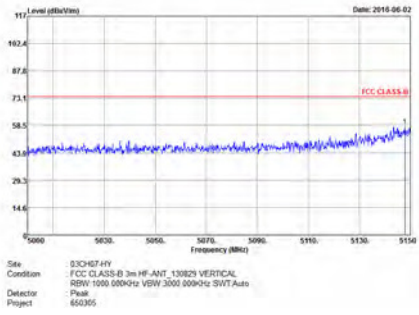
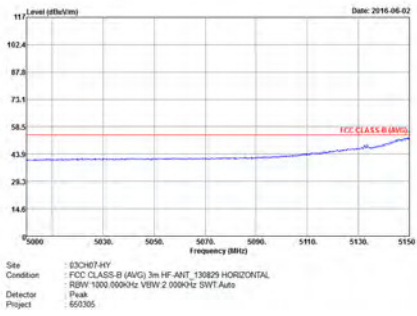
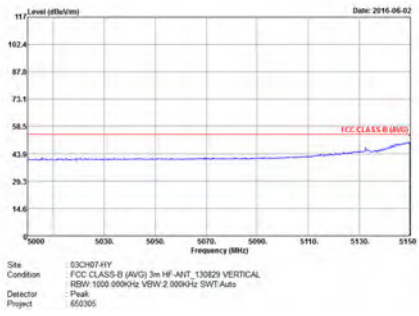
WIFI	Band 1 5150~5250MHz Band Edge @ 3m	
ANT	802.11ac VHT20 CH48 5240MHz - R	
2	Horizontal	Vertical
Peak	<p>Site : 03CH07-HY Condition : FCC CLASS-B 3m HF-ANT, 130829 HORIZONTAL RBW: 1000.000kHz VSW: 3.000 0.000kHz SWT: Auto Detector : Peak Project : 650305</p>	<p>Site : 03CH07-HY Condition : FCC CLASS-B 3m HF-ANT, 130829 VERTICAL RBW: 1000.000kHz VSW: 3.000 0.000kHz SWT: Auto Detector : Peak Project : 650305</p>
Avg.	<p>Site : 03CH07-HY Condition : FCC CLASS-B (AVG) 3m HF-ANT, 130829 HORIZONTAL RBW: 1000.000kHz VSW: 1.000kHz SWT: Auto Detector : Peak Project : 650305</p>	<p>Site : 03CH07-HY Condition : FCC CLASS-B (AVG) 3m HF-ANT, 130829 VERTICAL RBW: 1000.000kHz VSW: 1.000kHz SWT: Auto Detector : Peak Project : 650305</p>



WIFI	Band 1 5150~5250MHz Fundamental @ 3m	
ANT	802.11ac VHT20 CH48 5240MHz	
2	Horizontal	Vertical
Peak Avg.	 <p>Site: 03CH074HY Condition: FCC CLASS B 3m HF ANT, 130829 HORIZONTAL RBW: 1000.000kHz, VBW: 3000.000kHz, SWT: Auto Detector: Peak Project: 650305</p>	 <p>Site: 03CH074HY Condition: FCC CLASS B 3m HF ANT, 130829 VERTICAL RBW: 1000.000kHz, VBW: 3000.000kHz, SWT: Auto Detector: Peak Project: 650305</p>



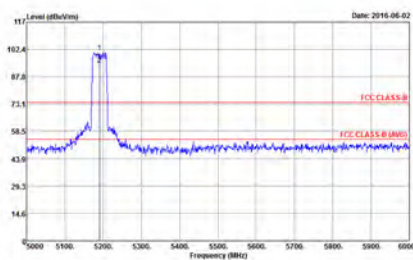
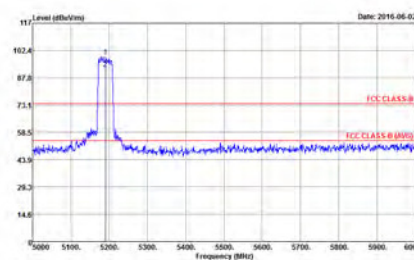
Band 1 5150~5250MHz  
WIFI 802.11ac VHT40 (Band Edge @ 3m)

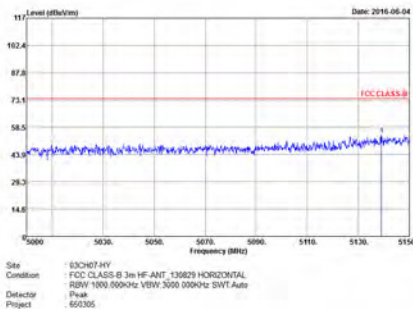
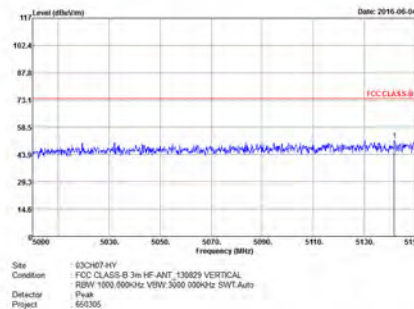
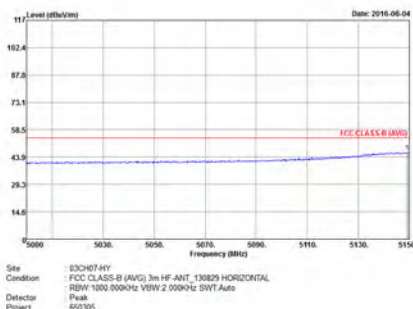
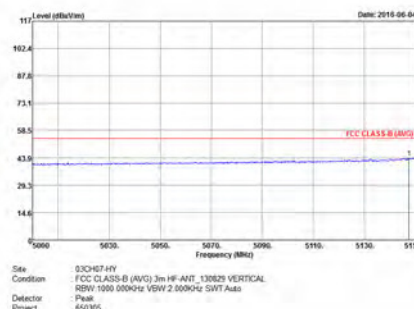
WIFI	Band 1 5150~5250MHz Band Edge @ 3m	
ANT	802.11ac VHT40 CH38 5190MHz - L	
2	Horizontal	Vertical
Peak	 <p>Site : 03CH07-HY Condition : FCC CLASS-B 3m HF-ANT, 130829 HORIZONTAL RBW 1000.000kHz VSW 3000.000kHz SWT Auto Detector : Peak Project : 650305</p>	 <p>Site : 03CH07-HY Condition : FCC CLASS-B 3m HF-ANT, 130829 VERTICAL RBW 1000.000kHz VSW 3000.000kHz SWT Auto Detector : Peak Project : 650305</p>
Avg.	 <p>Site : 03CH07-HY Condition : FCC CLASS-B (AVG) 3m HF-ANT, 130829 HORIZONTAL RBW 1000.000kHz VSW 2.000kHz SWT Auto Detector : Peak Project : 650305</p>	 <p>Site : 03CH07-HY Condition : FCC CLASS-B (AVG) 3m HF-ANT, 130829 VERTICAL RBW 1000.000kHz VSW 2.000kHz SWT Auto Detector : Peak Project : 650305</p>



WIFI	Band 1 5150~5250MHz Band Edge @ 3m	
ANT	802.11ac VHT40 CH38 5190MHz - R	
2	Horizontal	Vertical
Peak	<p>Site : 03CH07-HY Condition : FCC CLASS-B 3m HF-ANT, 130829 HORIZONTAL RBW: 1000 0000Hz VBW: 3000 0000Hz SWT: Auto Detector : Peak Project : 650305</p>	<p>Site : 03CH07-HY Condition : FCC CLASS-B 3m HF-ANT, 130829 VERTICAL RBW: 1000 0000Hz VBW: 3000 0000Hz SWT: Auto Detector : Peak Project : 650305</p>
Avg.	<p>Site : 03CH07-HY Condition : FCC CLASS-B (AVG) 3m HF-ANT, 130829 HORIZONTAL RBW: 1000 0000Hz VBW: 2 0000Hz SWT: Auto Detector : Peak Project : 650305</p>	<p>Site : 03CH07-HY Condition : FCC CLASS-B (AVG) 3m HF-ANT, 130829 VERTICAL RBW: 1000 0000Hz VBW: 2 0000Hz SWT: Auto Detector : Peak Project : 650305</p>



WIFI	Band 1 5150~5250MHz Fundamental @ 3m	
ANT	802.11ac VHT40 CH38 5190MHz	
2	Horizontal	Vertical
Peak Avg.	 <p>Site : 03CH07-41Y Condition : FCC CLASS B 3m HP-ANT, 130829 HORIZONTAL RBW: 1000.000kHz, VSW: 3000.000kHz, SWT: Auto Detector : Peak Project : 650305</p>	 <p>Site : 03CH07-41Y Condition : FCC CLASS B 3m HP-ANT, 130829 VERTICAL RBW: 1000.000kHz, VSW: 3000.000kHz, SWT: Auto Detector : Peak Project : 650305</p>

WIFI	Band 1 5150~5250MHz Band Edge @ 3m	
ANT	802.11ac VHT40 CH46 5230MHz - L	
2	Horizontal	Vertical
Peak	 <p>Site : 63CH07-HY Condition : FCC CLASS-B 3m HF-ANT, 130829 HORIZONTAL RBW: 1000.000kHz VBW: 3000.000kHz SWT: Auto Detector : Peak Project : 650305</p>	 <p>Site : 63CH07-HY Condition : FCC CLASS-B 3m HF-ANT, 130829 VERTICAL RBW: 1000.000kHz VBW: 3000.000kHz SWT: Auto Detector : Peak Project : 650305</p>
Avg.	 <p>Site : 63CH07-HY Condition : FCC CLASS-B (AVG) 3m HF-ANT, 130829 HORIZONTAL RBW: 1000.000kHz VBW: 2.000kHz SWT: Auto Detector : Peak Project : 650305</p>	 <p>Site : 63CH07-HY Condition : FCC CLASS-B (AVG) 3m HF-ANT, 130829 VERTICAL RBW: 1000.000kHz VBW: 2.000kHz SWT: Auto Detector : Peak Project : 650305</p>



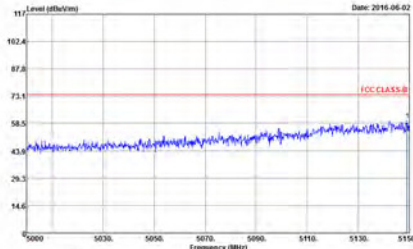
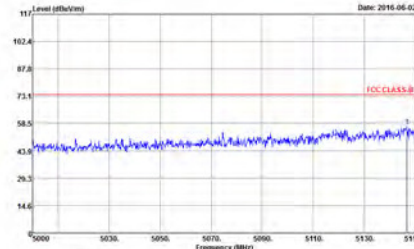
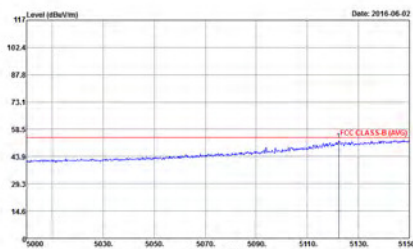
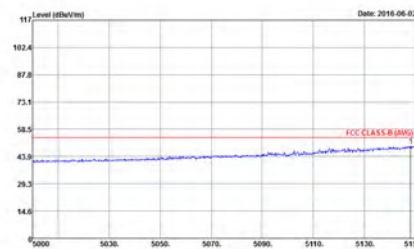
WIFI	Band 1 5150~5250MHz Band Edge @ 3m	
ANT	802.11ac VHT40 CH46 5230MHz - R	
2	Horizontal	Vertical
Peak	<p>Site: 03CH07-HY Condition: FCC CLASS-B 3m HF-ANT, 13029 HORIZONTAL RBW: 1000.000kHz VSW: 3000.000kHz SWT: Auto Detector: Peak Project: 650305</p>	<p>Site: 03CH07-HY Condition: FCC CLASS-B 3m HF-ANT, 13029 VERTICAL RBW: 1000.000kHz VSW: 3000.000kHz SWT: Auto Detector: Peak Project: 650305</p>
Avg.	<p>Site: 03CH07-HY Condition: FCC CLASS-B (AVG) 3m HF-ANT, 13029 HORIZONTAL RBW: 1000.000kHz VSW: 2.000kHz SWT: Auto Detector: Peak Project: 650305</p>	<p>Site: 03CH07-HY Condition: FCC CLASS-B (AVG) 3m HF-ANT, 13029 VERTICAL RBW: 1000.000kHz VSW: 2.000kHz SWT: Auto Detector: Peak Project: 650305</p>



WIFI	Band 1 5150~5250MHz Fundamental @ 3m	
ANT	802.11ac VHT40 CH46 5230MHz	
2	Horizontal	Vertical
Peak Avg.	<p>Site : 03CH0741Y Condition : FCC CLASS B 3m HP ANT, 130dBm HORIZONTAL RBW: 1000 000kHz VBW 3000 000kHz SWT Auto Detector : Peak Project : 650305</p>	<p>Site : 03CH0741Y Condition : FCC CLASS B 3m HP ANT, 130dBm VERTICAL RBW: 1000 000kHz VBW 3000 000kHz SWT Auto Detector : Peak Project : 650305</p>



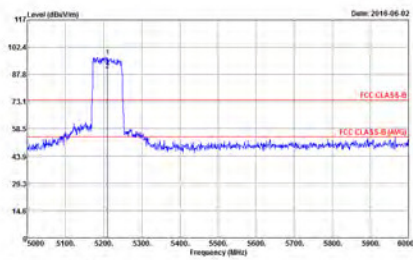
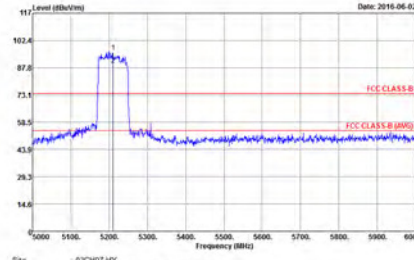
**Band 1 5150~5250MHz**  
**WIFI 802.11ac VHT80 (Band Edge @ 3m)**

WIFI	Band 1 5150~5250MHz Band Edge @ 3m	
ANT	802.11ac VHT80 CH42 5210MHz - L	
2	Horizontal	Vertical
Peak	 <p>Site : 03CH07-HY  Condition : FCC CLASS-B 3m HF-ANT 130829 HORIZONTAL  RBW: 1000.000kHz VBW: 3000.000kHz SWT: Auto  Detector : Peak  Project : 650305</p>	 <p>Site : 03CH07-HY  Condition : FCC CLASS-B 3m HF-ANT 130829 VERTICAL  RBW: 1000.000kHz VBW: 3000.000kHz SWT: Auto  Detector : Peak  Project : 650305</p>
Avg.	 <p>Site : 03CH07-HY  Condition : FCC CLASS-B (AVG) 3m HF-ANT 130829 HORIZONTAL  RBW: 1000.000kHz VBW: 3000.000kHz SWT: Auto  Detector : Peak  Project : 650305</p>	 <p>Site : 03CH07-HY  Condition : FCC CLASS-B (AVG) 3m HF-ANT 130829 VERTICAL  RBW: 1000.000kHz VBW: 3000.000kHz SWT: Auto  Detector : Peak  Project : 650305</p>

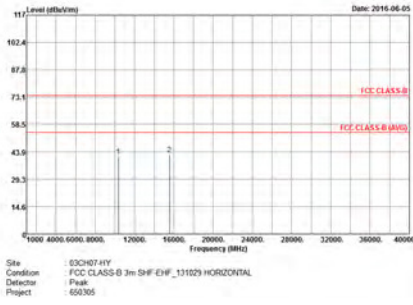
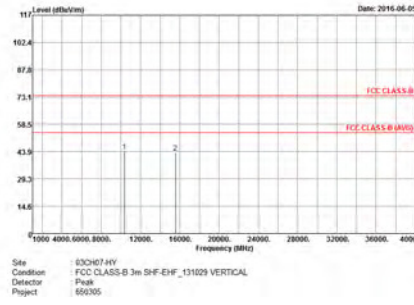


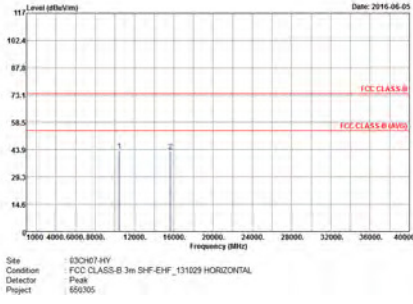
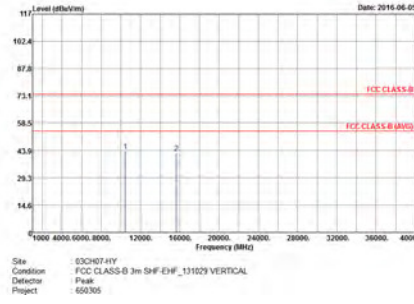
WIFI	Band 1 5150~5250MHz Band Edge @ 3m	
ANT	802.11ac VHT80 CH42 5210MHz - R	
2	Horizontal	Vertical
Peak	<p>Site : 03CH07-HY Condition : FCC CLASS-B 3m HF-ANT 130829 HORIZONTAL RBW 1000.000kHz VBW 3000.000kHz SWT Auto Detector : Peak Project : 650305</p>	<p>Site : 03CH07-HY Condition : FCC CLASS-B 3m HF-ANT 130829 VERTICAL RBW 1000.000kHz VBW 3000.000kHz SWT Auto Detector : Peak Project : 650305</p>
Avg.	<p>Site : 03CH07-HY Condition : FCC CLASS-B (AVG) 3m HF-ANT 130829 HORIZONTAL RBW 1000.000kHz VBW 5.000kHz SWT Auto Detector : Peak Project : 650305</p>	<p>Site : 03CH07-HY Condition : FCC CLASS-B (AVG) 3m HF-ANT 130829 VERTICAL RBW 1000.000kHz VBW 5.000kHz SWT Auto Detector : Peak Project : 650305</p>



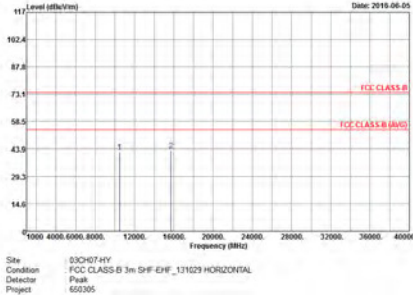
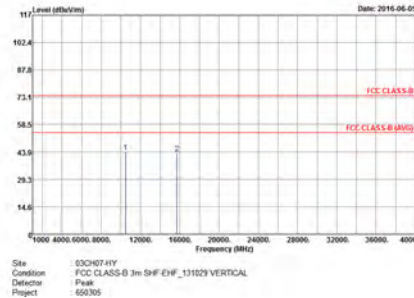
WIFI	Band 1 5150~5250MHz Fundamental @ 3m	
ANT	802.11ac VHT80 CH42 5210MHz	
2	Horizontal	Vertical
Peak Avg	 <p>Site : 63CH7-HY Condition : FCC CLASS-B 3m HF-ANT_130829 HORIZONTAL Detector : Peak Project : 650305</p>	 <p>Site : 63CH7-HY Condition : FCC CLASS-B 3m HF-ANT_130829 VERTICAL Detector : Peak Project : 650305</p>

**Band 1 - 5150~5250MHz****WIFI 802.11a (Harmonic @ 3m)**

WIFI	Band 1 5150~5250MHz Harmonic @ 3m	
ANT	802.11a CH36 5180MHz	
2	Horizontal	Vertical
Peak Avg.	 <p>Site : 63CH07-HY Condition : FCC CLASS-B 3m SHF-EHF_131029 HORIZONTAL Detector : Peak Project : 650305</p>	 <p>Site : 63CH07-HY Condition : FCC CLASS-B 3m SHF-EHF_131029 VERTICAL Detector : Peak Project : 650305</p>

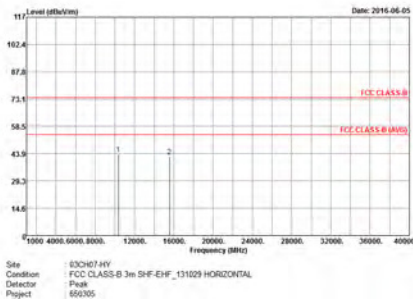
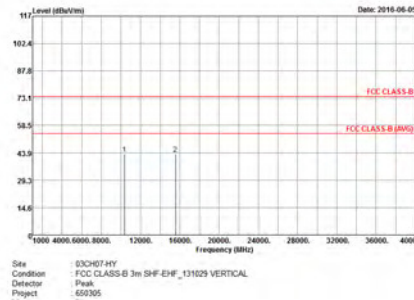
WIFI	Band 1 5150~5250MHz Harmonic @ 3m	
ANT	802.11a CH44 5220MHz	
2	Horizontal	Vertical
Peak Avg.	 <p>Site : 63CH07-HY Condition : FCC CLASS-B 3m SHF-EHF_131029 HORIZONTAL Detector : Peak Project : 650305</p>	 <p>Site : 63CH07-HY Condition : FCC CLASS-B 3m SHF-EHF_131029 VERTICAL Detector : Peak Project : 650305</p>

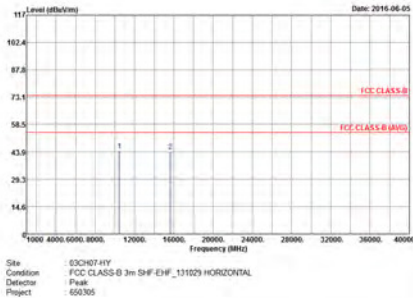
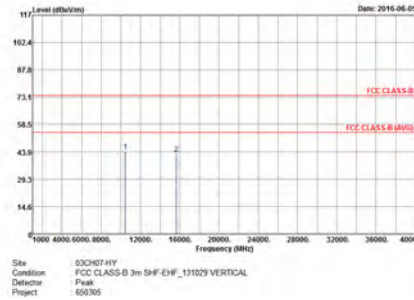


WIFI	Band 1 5150~5250MHz Harmonic @ 3m	
ANT	802.11a CH48 5240MHz	
2	Horizontal	Vertical
Peak Avg.		

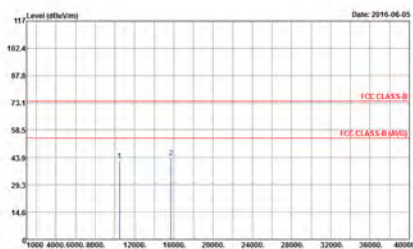
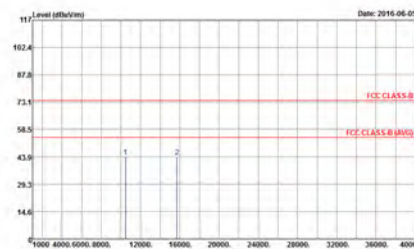


**Band 1 5150~5250MHz**  
**WIFI 802.11ac VHT20 (Harmonic @ 3m)**

WIFI	Band 1 5150~5250MHz Harmonic @ 3m	
ANT	802.11ac VHT20 CH36 5180MHz	
2	Horizontal	Vertical
Peak Avg.	 <p>Site : 63CH07-HY Condition : FCC CLASS-B 3m SHF-EHF_131029 HORIZONTAL Detector : Peak Project : 650305</p>	 <p>Site : 63CH07-HY Condition : FCC CLASS-B 3m SHF-EHF_131029 VERTICAL Detector : Peak Project : 650305</p>

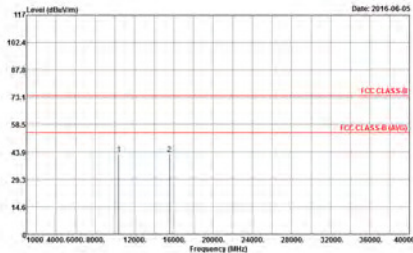
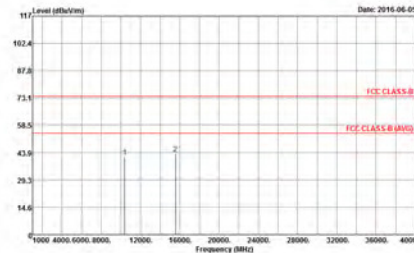
WIFI	Band 1 5150~5250MHz Harmonic @ 3m	
ANT	802.11ac VHT20 CH44 5220MHz	
2	Horizontal	Vertical
Peak Avg.	 <p>Site : 63CH07-HY Condition : FCC CLASS-B 3m SHF-EHF_131029 HORIZONTAL Detector : Peak Project : 650305</p>	 <p>Site : 63CH07-HY Condition : FCC CLASS-B 3m SHF-EHF_131029 VERTICAL Detector : Peak Project : 650305</p>

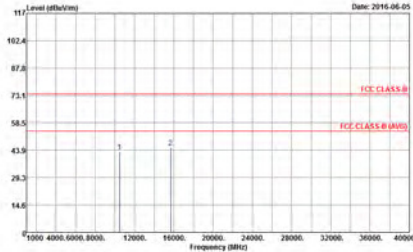
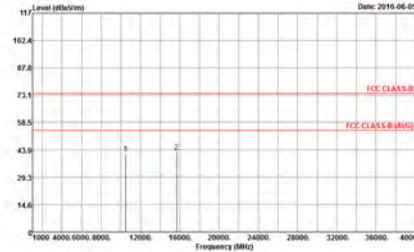


WIFI	Band 1 5150~5250MHz Harmonic @ 3m	
ANT	802.11ac VHT20 CH48 5240MHz	
2	Horizontal	Vertical
Peak Avg.	 <p>Site : 63CH07-HY Condition : FCC CLASS-B 3m SHF-EHF_111029 HORIZONTAL Detector : Peak Project : 650305</p>	 <p>Site : 63CH07-HY Condition : FCC CLASS-B 3m SHF-EHF_111029 VERTICAL Detector : Peak Project : 650305</p>



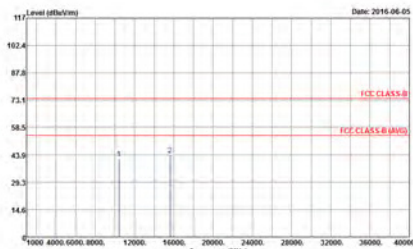
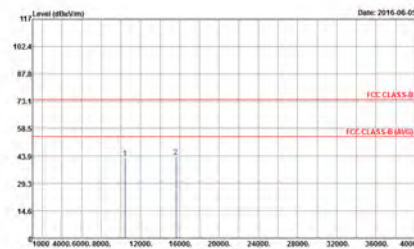
**Band 1 5150~5250MHz**  
**WIFI 802.11ac VHT40 (Harmonic @ 3m)**

WIFI	Band 1 5150~5250MHz Harmonic @ 3m	
ANT	802.11ac VHT40 CH38 5190MHz	
2	Horizontal	Vertical
Peak Avg.	 <p>Site : 03CH07-HY Condition : FCC CLASS-B 3m SHF-EHF_131029 HORIZONTAL Detector : Peak Project : 650305</p>	 <p>Site : 03CH07-HY Condition : FCC CLASS-B 3m SHF-EHF_131029 VERTICAL Detector : Peak Project : 650305</p>

WIFI	Band 1 5150~5250MHz Harmonic @ 3m	
ANT	802.11ac VHT40 CH46 5230MHz	
2	Horizontal	Vertical
Peak Avg.	 <p>Site : 03CH07-HY Condition : FCC CLASS-B 3m SHF-EHF_131029 HORIZONTAL Detector : Peak Project : 650305</p>	 <p>Site : 03CH07-HY Condition : FCC CLASS-B 3m SHF-EHF_131029 VERTICAL Detector : Peak Project : 650305</p>



**Band 1 5150~5250MHz**  
**WIFI 802.11ac VHT80 (Harmonic @ 3m)**

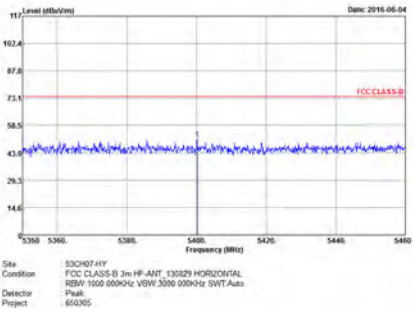
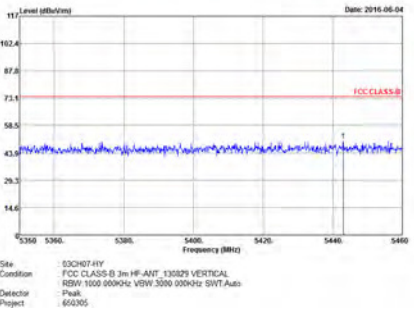
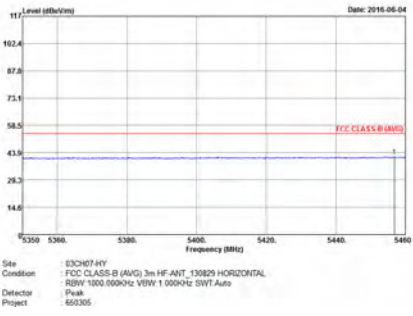
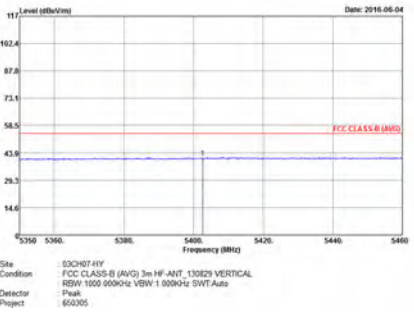
WIFI	Band 1 5150~5250MHz Harmonic @ 3m	
ANT	802.11ac VHT80 CH42 5210MHz	
2	Horizontal	Vertical
Peak Avg.	 <p>Site : 03CH07-41Y  Condition : FCC CLASS-B 3m SHF-EHF_1311029 HORIZONTAL  Detector : Peak  Project : 650305</p>	 <p>Site : 03CH07-41Y  Condition : FCC CLASS-B 3m SHF-EHF_1311029 VERTICAL  Detector : Peak  Project : 650305</p>



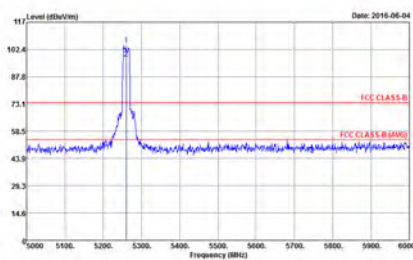
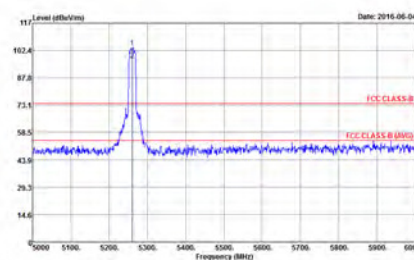
**Band 2 - 5250~5350MHz**  
**WIFI 802.11a (Band Edge @ 3m)**

WIFI	Band 2 5250~5350MHz Band Edge @ 3m	
ANT	802.11a CH52 5260MHz - L	
2	Horizontal	Vertical
Peak	<p>Site : 83CH07-HY Condition : FCC CLASS-B 3m HF-ANT_130829 HORIZONTAL SDW: 1000.000kHz VSW: 3.000 0.000Hz SWT: Auto Detector : Peak Project : 650205</p>	<p>Site : 83CH07-HY Condition : FCC CLASS-B 3m HF-ANT_130829 VERTICAL SDW: 1000.000kHz VSW: 3.000 0.000Hz SWT: Auto Detector : Peak Project : 650205</p>
Avg.	<p>Site : 83CH07-HY Condition : FCC CLASS-B (AVG) 3m HF-ANT_130829 HORIZONTAL SDW: 1000.000kHz VSW: 1.000Hz SWT: Auto Detector : Peak</p>	<p>Site : 83CH07-HY Condition : FCC CLASS-B (AVG) 3m HF-ANT_130829 VERTICAL SDW: 1000.000kHz VSW: 1.000Hz SWT: Auto Detector : Peak</p>



WIFI	Band 2 5250~5350MHz Band Edge @ 3m	
ANT	802.11a CH52 5260MHz - R	
2	Horizontal	Vertical
Peak	 <p>Site : 03CH07-11Y Condition : FCC CLASS-B 3m HF-ANT, 13029 HORIZONTAL RBW: 1000.000kHz VBW: 3000.000kHz SWT: Auto Detector : Peak Project : 650305</p>	 <p>Site : 03CH07-11Y Condition : FCC CLASS-B 3m HF-ANT, 13029 VERTICAL RBW: 1000.000kHz VBW: 3000.000kHz SWT: Auto Detector : Peak Project : 650305</p>
Avg.	 <p>Site : 03CH07-11Y Condition : FCC CLASS-B (AVG) 3m HF-ANT, 13029 HORIZONTAL RBW: 1000.000kHz VBW: 1.000kHz SWT: Auto Detector : Peak Project : 650305</p>	 <p>Site : 03CH07-11Y Condition : FCC CLASS-B (AVG) 3m HF-ANT, 13029 VERTICAL RBW: 1000.000kHz VBW: 1.000kHz SWT: Auto Detector : Peak Project : 650305</p>



WIFI	Band 2 5250~5350MHz Fundamental @ 3m	
ANT	802.11a CH52 5260MHz	
2	Horizontal	Vertical
Peak Avg.	 <p>Site: 03CH074HY Condition: FCC CLASS-B 3m HP-ANT, 130dB29 HORIZONTAL RBW: 1000 000kHz VBW: 3000 000kHz SVWT: Auto Detector: Peak Project: 650305</p>	 <p>Site: 03CH074HY Condition: FCC CLASS-B 3m HP-ANT, 130dB29 VERTICAL RBW: 1000 000kHz VBW: 3000 000kHz SVWT: Auto Detector: Peak Project: 650305</p>

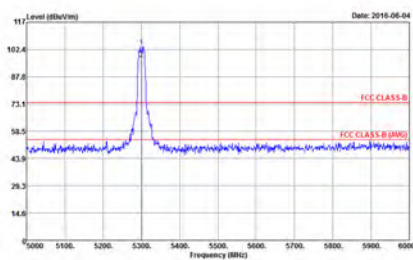
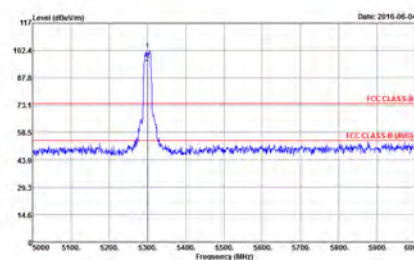


WIFI	Band 2 5250~5350MHz Band Edge @ 3m	
ANT	802.11a CH60 5300MHz - L	
2	Horizontal	Vertical
Peak	<p>Site : 63CH07-HY Condition : FCC CLASS-B 3m HF-ANT, 130829 HORIZONTAL RBW: 1000.000kHz VBW: 3000.000kHz SWT: Auto Detector : Peak Project : 650305</p>	<p>Site : 63CH07-HY Condition : FCC CLASS-B 3m HF-ANT, 130829 VERTICAL RBW: 1000.000kHz VBW: 3000.000kHz SWT: Auto Detector : Peak Project : 650305</p>
Avg.	<p>Site : 63CH07-HY Condition : FCC CLASS-B (AVG) 3m HF-ANT, 130829 HORIZONTAL RBW: 1000.000kHz VBW: 1.000kHz SWT: Auto Detector : Peak Project : 650305</p>	<p>Site : 63CH07-HY Condition : FCC CLASS-B (AVG) 3m HF-ANT, 130829 VERTICAL RBW: 1000.000kHz VBW: 1.000kHz SWT: Auto Detector : Peak Project : 650305</p>



WIFI	Band 2 5250~5350MHz Band Edge @ 3m	
ANT	802.11a CH60 5300MHz - R	
2	Horizontal	Vertical
Peak	<p>Horizontal Peak Spectrum Plot showing Level (dBu/Vm) vs Frequency (MHz) from 5250 to 5460 MHz. The plot shows a noisy signal with a peak level around 43.9 dBu/Vm. A red line indicates the FCC CLASS B limit at 73.1 dBu/Vm. The date is 2016-06-04.</p> <p>Site : 03CH07-HY Condition : FCC CLASS B 3m HF-ANT, 13029 HORIZONTAL RBW: 100.000kHz VBW: 300.000kHz SWT: Auto Detector : Peak Project : 650305</p>	<p>Vertical Peak Spectrum Plot showing Level (dBu/Vm) vs Frequency (MHz) from 5250 to 5460 MHz. The plot shows a noisy signal with a peak level around 43.9 dBu/Vm. A red line indicates the FCC CLASS B limit at 73.1 dBu/Vm. The date is 2016-06-04.</p> <p>Site : 03CH07-HY Condition : FCC CLASS B 3m HF-ANT, 13029 VERTICAL RBW: 100.000kHz VBW: 300.000kHz SWT: Auto Detector : Peak Project : 650305</p>
Avg.	<p>Horizontal Avg. Spectrum Plot showing Level (dBu/Vm) vs Frequency (MHz) from 5250 to 5460 MHz. The plot shows a noisy signal with an average level around 43.9 dBu/Vm. A red line indicates the FCC CLASS B limit at 73.1 dBu/Vm. The date is 2016-06-04.</p> <p>Site : 03CH07-HY Condition : FCC CLASS B (AVG) 3m HF-ANT, 13029 HORIZONTAL RBW: 100.000kHz VBW: 1.000kHz SWT: Auto Detector : Peak Project : 650305</p>	<p>Vertical Avg. Spectrum Plot showing Level (dBu/Vm) vs Frequency (MHz) from 5250 to 5460 MHz. The plot shows a noisy signal with an average level around 43.9 dBu/Vm. A red line indicates the FCC CLASS B limit at 73.1 dBu/Vm. The date is 2016-06-04.</p> <p>Site : 03CH07-HY Condition : FCC CLASS B (AVG) 3m HF-ANT, 13029 VERTICAL RBW: 100.000kHz VBW: 1.000kHz SWT: Auto Detector : Peak Project : 650305</p>



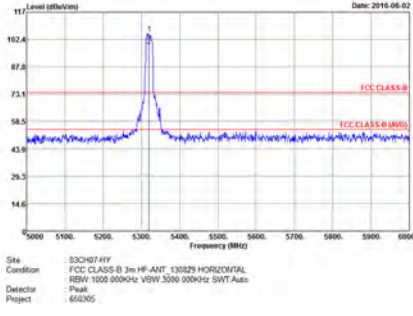
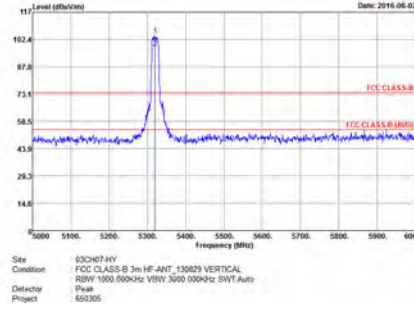
WIFI	Band 2 5250~5350MHz Fundamental @ 3m	
ANT	802.11a CH60 5300MHz	
2	Horizontal	Vertical
Peak Avg.	 <p>Site: 03CH074HY Condition: FCC CLASS-B 3m HF-ANT, 130829 HORIZONTAL RBW: 1000 000kHz VSW: 3000 000kHz SWT: Auto Detector: Peak Project: 650305</p>	 <p>Site: 03CH074HY Condition: FCC CLASS-B 3m HF-ANT, 130829 VERTICAL RBW: 1000 000kHz VSW: 3000 000kHz SWT: Auto Detector: Peak Project: 650305</p>



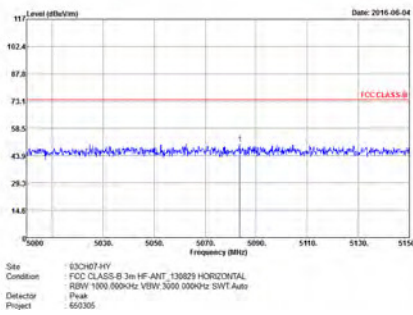
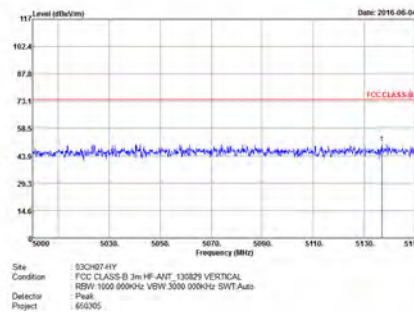
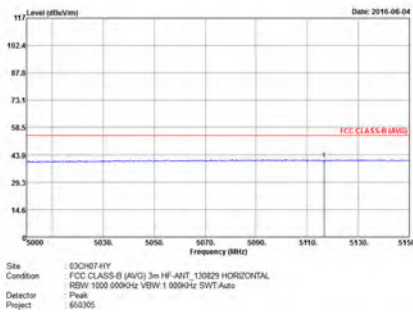
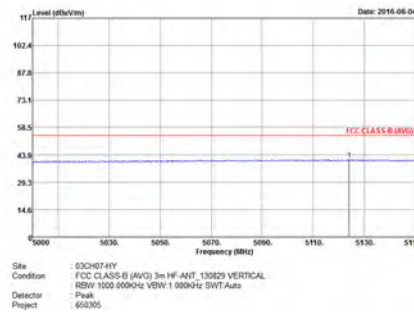
WIFI	Band 2 5250~5350MHz Band Edge @ 3m	
ANT	802.11a CH64 5320MHz	
2	Horizontal	Vertical
Peak	<p>Site : 53CH07-11Y Condition : FCC CLASS-B 3m HF-ANT, 13029 HORIZONTAL SDM: 1000.000kHz VIEW: 3000.000kHz SVWT: Auto Detector : Peak Project : 650205</p>	<p>Site : 53CH07-11Y Condition : FCC CLASS-B 3m HF-ANT, 13029 VERTICAL SDM: 1000.000kHz VIEW: 3000.000kHz SVWT: Auto Detector : Peak Project : 650205</p>
Avg.	<p>Site : 53CH07-11Y Condition : FCC CLASS-B (AVG) 3m HF-ANT, 13029 HORIZONTAL SDM: 1000.000kHz VIEW: 1.000kHz SVWT: Auto Detector : Peak Project : 650205</p>	<p>Site : 53CH07-11Y Condition : FCC CLASS-B (AVG) 3m HF-ANT, 13029 VERTICAL SDM: 1000.000kHz VIEW: 1.000kHz SVWT: Auto Detector : Peak Project : 650205</p>





WIFI	Band 2 5250~5350MHz Fundamental @ 3m	
ANT	802.11a CH64 5320MHz	
2	Horizontal	Vertical
Peak Avg.		

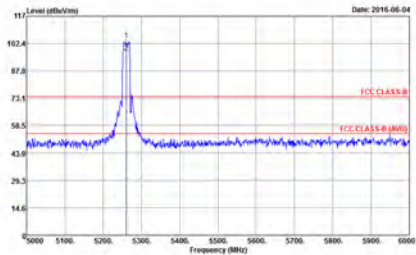
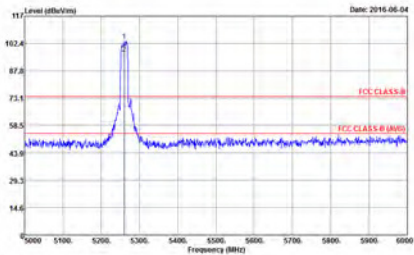
**Band 2 5250~5350MHz**  
**WIFI 802.11ac VHT20 (Band Edge @ 3m)**

WIFI	Band 2 5250~5350MHz Band Edge @ 3m	
ANT	802.11ac VHT20 CH52 5260MHz - L	
2	Horizontal	Vertical
Peak	 <p>Site : 63CH07-HY  Condition : FCC CLASS-B 3m HF-ANT, 130829 HORIZONTAL  RBW 1000 800kHz VBW 3000 800kHz SWT Auto  Detector : Peak  Project : 650305</p>	 <p>Site : 63CH07-HY  Condition : FCC CLASS-B 3m HF-ANT, 130829 VERTICAL  RBW 1000 800kHz VBW 3000 800kHz SWT Auto  Detector : Peak  Project : 650305</p>
Avg.	 <p>Site : 63CH07-HY  Condition : FCC CLASS-B (AVG) 3m HF-ANT, 130829 HORIZONTAL  RBW 1000 800kHz VBW 1 800kHz SWT Auto  Detector : Peak  Project : 650305</p>	 <p>Site : 63CH07-HY  Condition : FCC CLASS-B (AVG) 3m HF-ANT, 130829 VERTICAL  RBW 1000 800kHz VBW 1 800kHz SWT Auto  Detector : Peak  Project : 650305</p>



WIFI	Band 2 5250~5350MHz Band Edge @ 3m	
ANT	802.11ac VHT20 CH52 5260MHz - R	
2	Horizontal	Vertical
Peak	<p>Site : 03CH07-HY Condition : FCC CLASS-B 3m HF-ANT_130829 HORIZONTAL RBW 1000.000kHz VBW 3000.000kHz SWT Auto Detector : Peak Project : 650305</p>	<p>Site : 03CH07-HY Condition : FCC CLASS-B 3m HF-ANT_130829 VERTICAL RBW 1000.000kHz VBW 3000.000kHz SWT Auto Detector : Peak Project : 650305</p>
Avg.	<p>Site : 03CH07-HY Condition : FCC CLASS-B (AVG) 3m HF-ANT_130829 HORIZONTAL RBW 1000.000kHz VBW 1.000kHz SWT Auto Detector : Peak Project : 650305</p>	<p>Site : 03CH07-HY Condition : FCC CLASS-B (AVG) 3m HF-ANT_130829 VERTICAL RBW 1000.000kHz VBW 1.000kHz SWT Auto Detector : Peak Project : 650305</p>



WIFI	Band 2 5250~5350MHz Fundamental @ 3m	
ANT	802.11ac VHT20 CH52 5260MHz	
2	Horizontal	Vertical
Peak Avg.	 <p>Site: 03CH0741Y Condition: FCC CLASS B 3m HP ANT, 130dBm HORIZONTAL RBW: 1000 000kHz, VSW: 3000 000kHz, SWT: Auto Detector: Peak Project: 660305</p>	 <p>Site: 03CH0741Y Condition: FCC CLASS B 3m HP ANT, 130dBm VERTICAL RBW: 1000 000kHz, VSW: 3000 000kHz, SWT: Auto Detector: Peak Project: 660305</p>

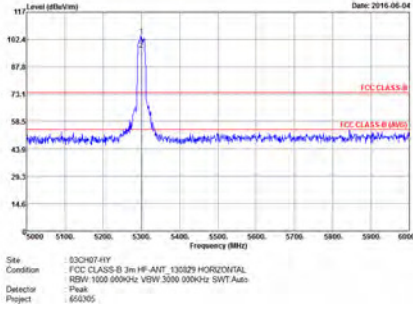
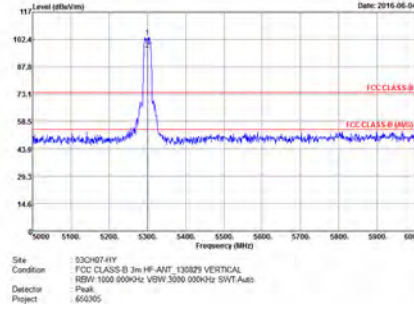


WIFI	Band 2 5250~5350MHz Band Edge @ 3m	
ANT	802.11ac VHT20 CH60 5300MHz - L	
2	Horizontal	Vertical
Peak	<p>Site : 03CH07-HY Condition : FCC CLASS-B 3m HF-ANT, 130029 HORIZONTAL RBW 1000.000kHz VBW 3000.000kHz SWT Auto Detector : Peak Project : 650305</p>	<p>Site : 03CH07-HY Condition : FCC CLASS-B 3m HF-ANT, 130029 VERTICAL RBW 1000.000kHz VBW 3000.000kHz SWT Auto Detector : Peak Project : 650305</p>
Avg.	<p>Site : 03CH07-HY Condition : FCC CLASS-B (AVG) 3m HF-ANT, 130029 HORIZONTAL RBW 1000.000kHz VBW 1.000kHz SWT Auto Detector : Peak Project : 650305</p>	<p>Site : 03CH07-HY Condition : FCC CLASS-B (AVG) 3m HF-ANT, 130029 VERTICAL RBW 1000.000kHz VBW 1.000kHz SWT Auto Detector : Peak Project : 650305</p>



WIFI	Band 2 5250~5350MHz Band Edge @ 3m	
ANT	802.11ac VHT20 CH60 5300MHz - R	
2	Horizontal	Vertical
Peak	<p>Site : 03CH07-HY Condition : FCC CLASS-B 3m HF-ANT 13029 HORIZONTAL RBW 1000.000kHz VSW 3000.000kHz SWT Auto Detector : Peak Project : 650305</p>	<p>Site : 03CH07-HY Condition : FCC CLASS-B 3m HF-ANT 13029 VERTICAL RBW 1000.000kHz VSW 3000.000kHz SWT Auto Detector : Peak Project : 650305</p>
Avg.	<p>Site : 03CH07-HY Condition : FCC CLASS-B (AVG) 3m HF-ANT 13029 HORIZONTAL RBW 1000.000kHz VSW 1.000kHz SWT Auto Detector : Peak Project : 650305</p>	<p>Site : 03CH07-HY Condition : FCC CLASS-B (AVG) 3m HF-ANT 13029 VERTICAL RBW 1000.000kHz VSW 1.000kHz SWT Auto Detector : Peak Project : 650305</p>



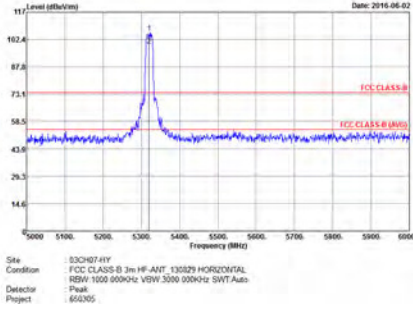
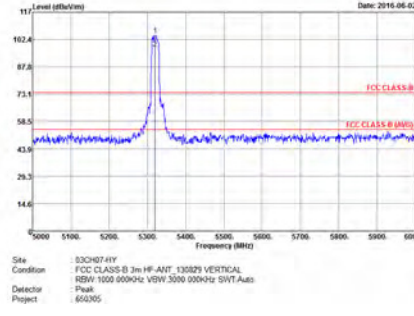
WIFI	Band 2 5250~5350MHz Fundamental @ 3m	
ANT	802.11ac VHT20 CH60 5300MHz	
2	Horizontal	Vertical
Peak Avg		



WIFI	Band 2 5250~5350MHz Band Edge @ 3m	
ANT	802.11ac VHT20 CH64 5320MHz	
2	Horizontal	Vertical
Peak	<p>Site : 03CH07-HY Condition : FCC CLASS-B 3m HF-ANT_130829 HORIZONTAL RBW: 1000 500kHz VBW: 3000 500kHz SWT: Auto Detector : Peak Project : 650305</p>	<p>Site : 03CH07-HY Condition : FCC CLASS-B 3m HF-ANT_130829 VERTICAL RBW: 1000 500kHz VBW: 3000 500kHz SWT: Auto Detector : Peak Project : 650305</p>
Avg.	<p>Site : 03CH07-HY Condition : FCC CLASS-B (AVG) 3m HF-ANT_130829 HORIZONTAL RBW: 1000 500kHz VBW: 1 500kHz SWT: Auto Detector : Peak Project : 650305</p>	<p>Site : 03CH07-HY Condition : FCC CLASS-B (AVG) 3m HF-ANT_130829 VERTICAL RBW: 1000 500kHz VBW: 1 500kHz SWT: Auto Detector : Peak Project : 650305</p>

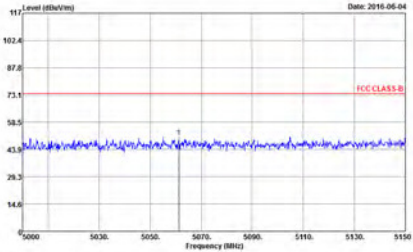
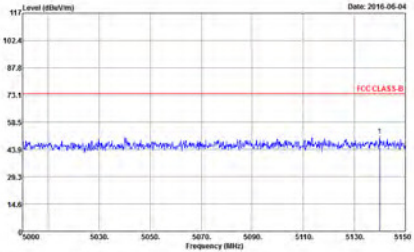
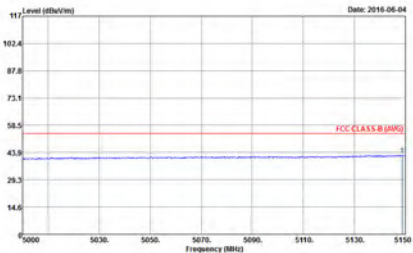
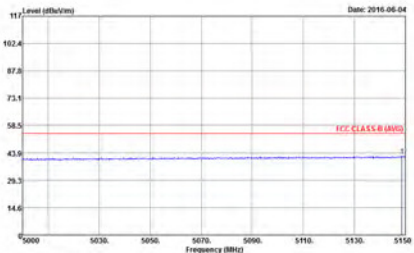




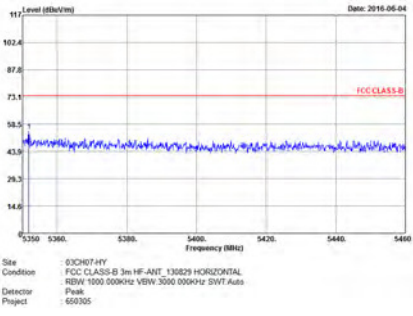
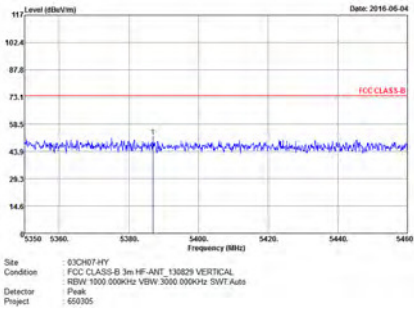
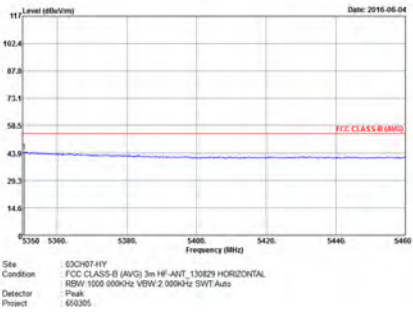
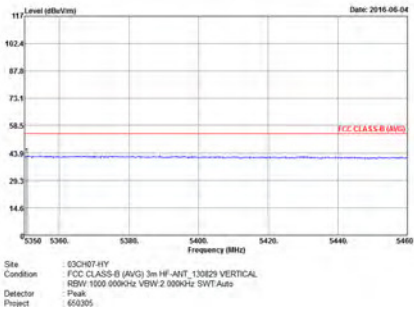
WIFI	Band 2 5250~5350MHz Fundamental @ 3m	
ANT	802.11ac VHT20 CH64 5320MHz	
2	Horizontal	Vertical
Peak Avg.		



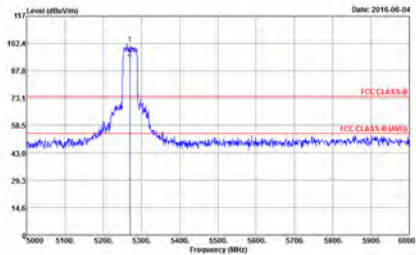
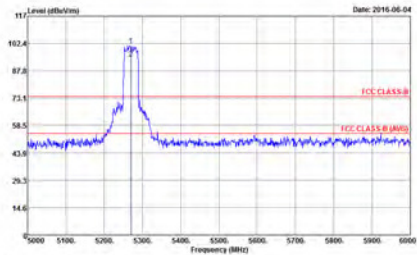
Band 2 5250~5350MHz  
WIFI 802.11ac VHT40 (Band Edge @ 3m)

WIFI	Band 2 5250~5350MHz Band Edge @ 3m	
ANT	802.11ac VHT40 CH54 5270 - L	
2	Horizontal	Vertical
Peak	 <p>Site : 03CH07-HY Condition : FCC CLASS-B 3m HF-ANT, 130229 HORIZONTAL RBW 1000 000kHz VBW 3000 000kHz SWT Auto Detector : Peak Project : 650305</p>	 <p>Site : 03CH07-HY Condition : FCC CLASS-B 3m HF-ANT, 130229 VERTICAL RBW 1000 000kHz VBW 3000 000kHz SWT Auto Detector : Peak Project : 650305</p>
Avg.	 <p>Site : 03CH07-HY Condition : FCC CLASS-B (AVG) 3m HF-ANT, 130229 HORIZONTAL RBW 1000 000kHz VBW 2 000kHz SWT Auto Detector : Peak Project : 650305</p>	 <p>Site : 03CH07-HY Condition : FCC CLASS-B (AVG) 3m HF-ANT, 130229 VERTICAL RBW 1000 000kHz VBW 2 000kHz SWT Auto Detector : Peak Project : 650305</p>

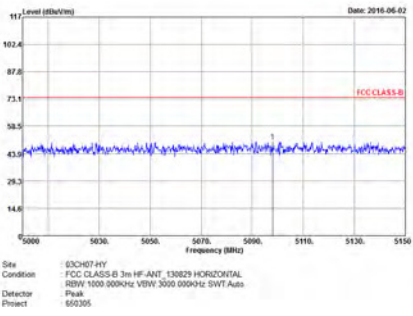
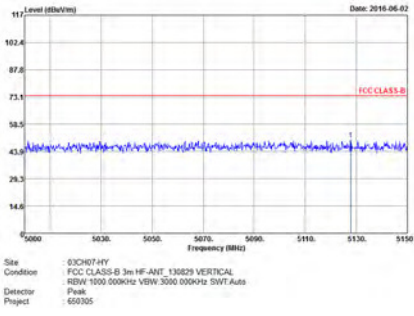
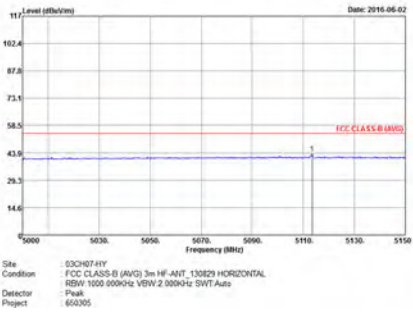
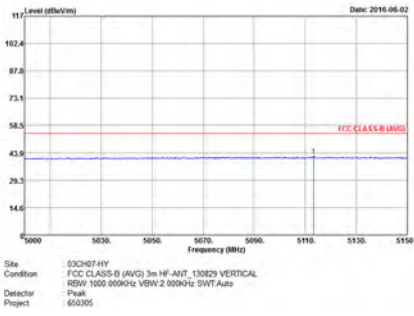


WIFI	Band 2 5250~5350MHz Band Edge @ 3m	
ANT	802.11ac VHT40 CH54 5270 - R	
2	Horizontal	Vertical
Peak	 <p>Site : 03CH07-HY Condition : FCC CLASS-B 3m HF-ANT, 130029 HORIZONTAL RSBW 1000.000kHz VSW 3.000 SWT Auto Detector : Peak Project : 600305</p>	 <p>Site : 03CH07-HY Condition : FCC CLASS-B 3m HF-ANT, 130029 VERTICAL RSBW 1000.000kHz VSW 3.000 SWT Auto Detector : Peak Project : 600305</p>
Avg.	 <p>Site : 03CH07-HY Condition : FCC CLASS-B (AVG) 3m HF-ANT, 130029 HORIZONTAL RSBW 1000.000kHz VSW 2.000 SWT Auto Detector : Peak Project : 600305</p>	 <p>Site : 03CH07-HY Condition : FCC CLASS-B (AVG) 3m HF-ANT, 130029 VERTICAL RSBW 1000.000kHz VSW 2.000 SWT Auto Detector : Peak Project : 600305</p>

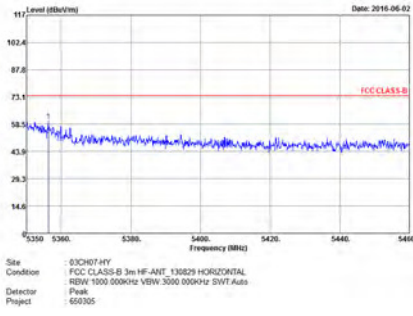
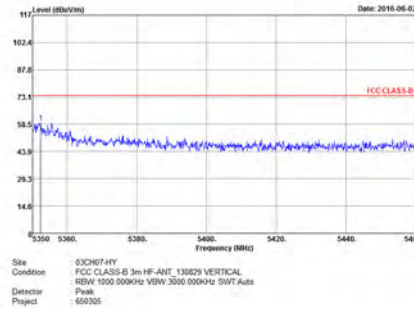
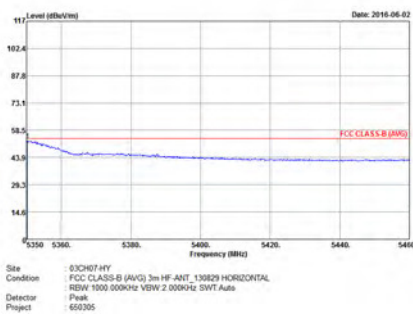
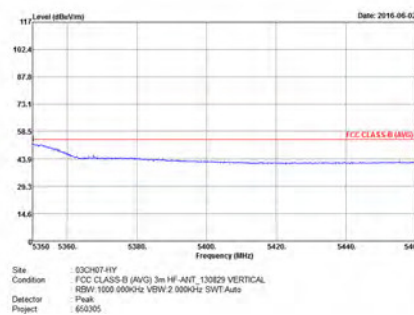


WIFI	Band 2 5250~5350MHz Fundamental @ 3m	
ANT	802.11ac VHT40 CH54 5270	
2	Horizontal	Vertical
Peak Avg.	 <p>Site : 03CH0741Y Condition : FCC CLASS B 3m HP ANT, 130dBm HORIZONTAL RBW: 1000 000kHz VBW 3000 000kHz SWT Auto Detector : Peak Project : 650305</p>	 <p>Site : 03CH0741Y Condition : FCC CLASS B 3m HP ANT, 130dBm VERTICAL RBW: 1000 000kHz VBW 3000 000kHz SWT Auto Detector : Peak Project : 650305</p>



WIFI	Band 2 5250~5350MHz Band Edge @ 3m	
ANT	802.11ac VHT40 CH62 5310 - L	
2	Horizontal	Vertical
Peak	 <p>Site : 03CH07-HY Condition : FCC CLASS-B 3m HF-ANT, 130829 HORIZONTAL RBW: 1000.000kHz VBW: 3000.000kHz SWT: Auto Detector : Peak Project : 650305</p>	 <p>Site : 03CH07-HY Condition : FCC CLASS-B 3m HF-ANT, 130829 VERTICAL RBW: 1000.000kHz VBW: 3000.000kHz SWT: Auto Detector : Peak Project : 650305</p>
Avg.	 <p>Site : 03CH07-HY Condition : FCC CLASS-B (AVG) 3m HF-ANT, 130829 HORIZONTAL RBW: 1000.000kHz VBW: 2.000kHz SWT: Auto Detector : Peak Project : 650305</p>	 <p>Site : 03CH07-HY Condition : FCC CLASS-B (AVG) 3m HF-ANT, 130829 VERTICAL RBW: 1000.000kHz VBW: 2.000kHz SWT: Auto Detector : Peak Project : 650305</p>



WIFI	Band 2 5250~5350MHz Band Edge @ 3m	
ANT	802.11ac VHT40 CH62 5310 - R	
2	Horizontal	Vertical
Peak	 <p>Site : 03CH07-HY Condition : FCC CLASS-B 3m HF-ANT, 130029 HORIZONTAL RBW: 1000.000kHz VBW: 3000.000kHz SWT: Auto Detector : Peak Project : 650305</p>	 <p>Site : 03CH07-HY Condition : FCC CLASS-B 3m HF-ANT, 130029 VERTICAL RBW: 1000.000kHz VBW: 3000.000kHz SWT: Auto Detector : Peak Project : 650305</p>
Avg.	 <p>Site : 03CH07-HY Condition : FCC CLASS-B (AVG) 3m HF-ANT, 130029 HORIZONTAL RBW: 1000.000kHz VBW: 2.000kHz SWT: Auto Detector : Peak Project : 650305</p>	 <p>Site : 03CH07-HY Condition : FCC CLASS-B (AVG) 3m HF-ANT, 130029 VERTICAL RBW: 1000.000kHz VBW: 2.000kHz SWT: Auto Detector : Peak Project : 650305</p>



WIFI	Band 2 5250~5350MHz Fundamental @ 3m	
ANT	802.11ac VHT40 CH62 5310	
2	Horizontal	Vertical
Peak Avg.	<p>Site : 03CH07-41Y Condition : FCC CLASS B 3m HP-ANT, 130029 HORIZONTAL RBW: 1000.000kHz VIEW: 3000.000kHz SVT: Auto Detector : Peak Project : 650305</p>	<p>Site : 03CH07-41Y Condition : FCC CLASS B 3m HP-ANT, 130029 VERTICAL RBW: 1000.000kHz VIEW: 3000.000kHz SVT: Auto Detector : Peak Project : 650305</p>



**Band 2 5250~5350MHz**  
**WIFI 802.11ac VHT80 (Band Edge @ 3m)**

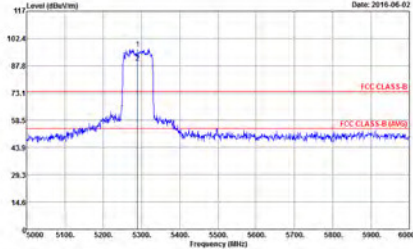
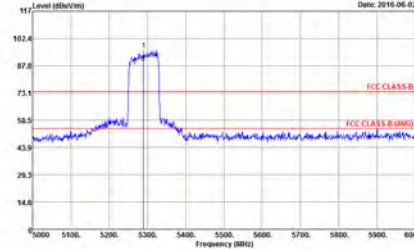
WIFI	Band 2 5250~5350MHz Band Edge @ 3m	
ANT	802.11ac VHT80 CH58 5290MHz - L	
2	Horizontal	Vertical
Peak	<p>Site : 03CH07-HY Condition : FCC CLASS-B 3m HF-ANT, 13029 HORIZONTAL RBW: 1000.000kHz VSW: 3.000kHz SWT: Auto Detector : Peak Project : 660305</p>	<p>Site : 03CH07-HY Condition : FCC CLASS-B 3m HF-ANT, 13029 VERTICAL RBW: 1000.000kHz VSW: 3.000kHz SWT: Auto Detector : Peak Project : 660305</p>
Avg.	<p>Site : 03CH07-HY Condition : FCC CLASS-B (AVG) 3m HF-ANT, 13029 HORIZONTAL RBW: 1000.000kHz VSW: 5.000kHz SWT: Auto Detector : Peak Project : 660305</p>	<p>Site : 03CH07-HY Condition : FCC CLASS-B (AVG) 3m HF-ANT, 13029 VERTICAL RBW: 1000.000kHz VSW: 5.000kHz SWT: Auto Detector : Peak Project : 660305</p>





WIFI	Band 2 5250~5350MHz Band Edge @ 3m	
ANT	802.11ac VHT80 CH58 5290MHz - R	
2	Horizontal	Vertical
Peak	<p>Site : 03CH07-41Y Condition : FCC CLASS-B 3m HF-ANT, 130029 HORIZONTAL RBW: 1000.000kHz VSW: 3000.000kHz SWT: Auto Detector : Peak Project : 650305</p>	<p>Site : 03CH07-41Y Condition : FCC CLASS-B 3m HF-ANT, 130029 VERTICAL RBW: 1000.000kHz VSW: 3000.000kHz SWT: Auto Detector : Peak Project : 650305</p>
Avg.	<p>Site : 03CH07-41Y Condition : FCC CLASS-B (AVG) 3m HF-ANT, 130029 HORIZONTAL RBW: 1000.000kHz VSW: 5.000kHz SWT: Auto Detector : Peak Project : 650305</p>	<p>Site : 03CH07-41Y Condition : FCC CLASS-B (AVG) 3m HF-ANT, 130029 VERTICAL RBW: 1000.000kHz VSW: 5.000kHz SWT: Auto Detector : Peak Project : 650305</p>

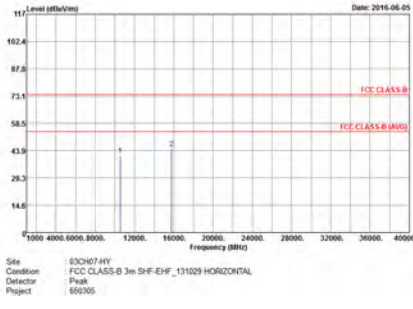
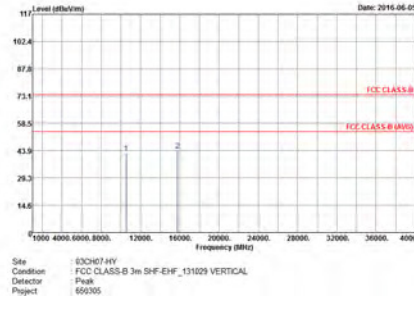


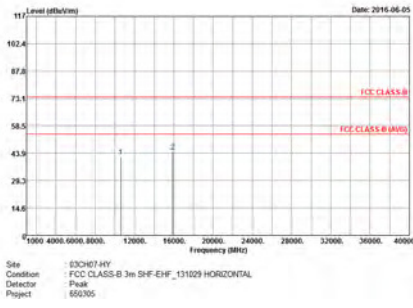
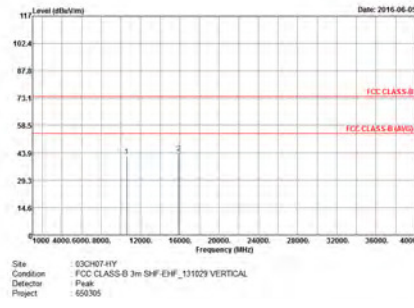
WIFI	Band 2 5250~5350MHz Fundamental @ 3m	
ANT	802.11ac VHT80 CH58 5290MHz	
2	Horizontal	Vertical
Peak Avg.	 <p>Site : 03CH074HY Condition : FCC CLASS-B 3m HF-ANT '130829 HORIZONTAL RBW 1000 000kHz VBW 3000 000kHz SVWT Auto Detector : Peak Project : 650305</p>	 <p>Site : 03CH074HY Condition : FCC CLASS-B 3m HF-ANT '130829 VERTICAL RBW 1000 000kHz VBW 3000 000kHz SVWT Auto Detector : Peak Project : 650305</p>



Band 2 - 5250~5350MHz

WIFI 802.11a (Harmonic @ 3m)

WIFI	Band 2 5250~5350MHz Harmonic @ 3m	
ANT	802.11a CH52 5260MHz	
2	Horizontal	Vertical
Peak Avg.	 <p>Site : 63CH07-HY Condition : FCC CLASS-B 3m SHF-EHF_131029 HORIZONTAL Detector : Peak Project : 650305</p>	 <p>Site : 63CH07-HY Condition : FCC CLASS-B 3m SHF-EHF_131029 VERTICAL Detector : Peak Project : 650305</p>

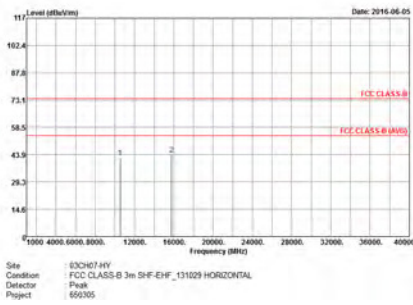
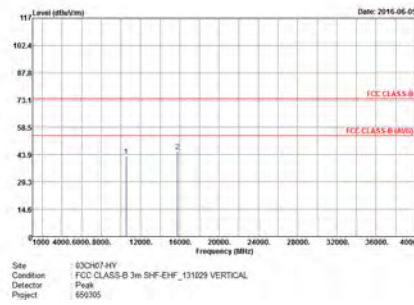
WIFI	Band 2 5250~5350MHz Harmonic @ 3m	
ANT	802.11a CH60 5300MHz	
2	Horizontal	Vertical
Peak Avg.	 <p>Site : 63CH07-HY Condition : FCC CLASS-B 3m SHF-EHF_131029 HORIZONTAL Detector : Peak Project : 650305</p>	 <p>Site : 63CH07-HY Condition : FCC CLASS-B 3m SHF-EHF_131029 VERTICAL Detector : Peak Project : 650305</p>

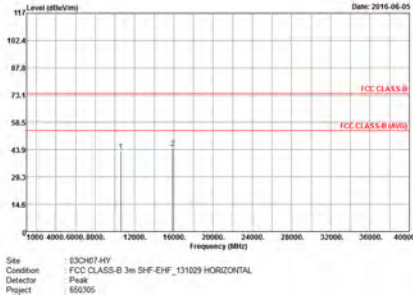
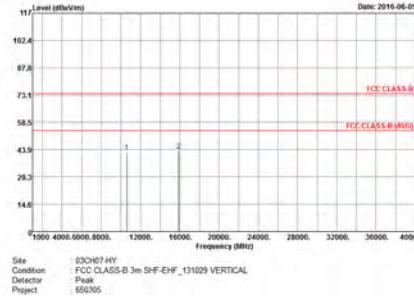


WIFI	Band 2 5250~5350MHz Harmonic @ 3m	
ANT	802.11a CH64 5320MHz	
2	Horizontal	Vertical
Peak Avg.	<p>Site : 63CH07-HY Condition : FCC CLASS-B 3m SHF-EHF_131029 HORIZONTAL Detector : Peak Project : 650305</p>	<p>Site : 63CH07-HY Condition : FCC CLASS-B 3m SHF-EHF_131029 VERTICAL Detector : Peak Project : 650305</p>

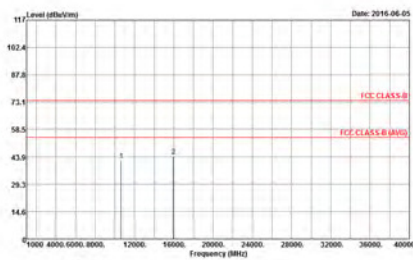
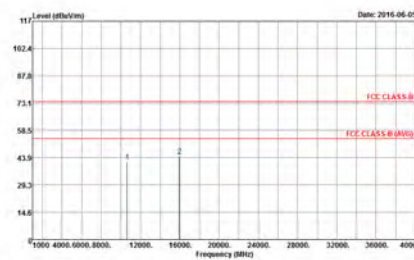


**Band 2 5250~5350MHz**  
**WIFI 802.11ac VHT20 (Harmonic @ 3m)**

WIFI	Band 2 5250~5350MHz Harmonic @ 3m	
ANT	802.11ac VHT20 CH52 5260MHz	
2	Horizontal	Vertical
Peak Avg.	 <p>Site : 63CH67-HY Condition : FCC CLASS-B 3m SHF-EHF_131029 HORIZONTAL Detector : Peak Project : 650305</p>	 <p>Site : 63CH67-HY Condition : FCC CLASS-B 3m SHF-EHF_131029 VERTICAL Detector : Peak Project : 650305</p>

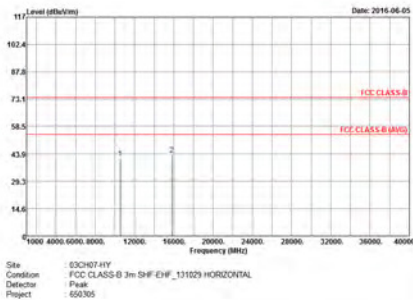
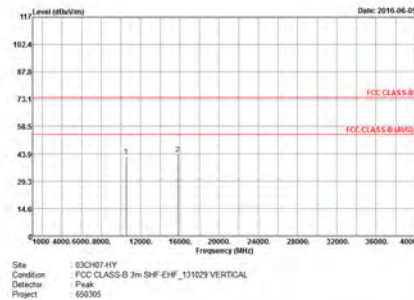
WIFI	Band 2 5250~5350MHz Harmonic @ 3m	
ANT	802.11ac VHT20 CH60 5300MHz	
2	Horizontal	Vertical
Peak Avg.	 <p>Site : 63CH67-HY Condition : FCC CLASS-B 3m SHF-EHF_131029 HORIZONTAL Detector : Peak Project : 650305</p>	 <p>Site : 63CH67-HY Condition : FCC CLASS-B 3m SHF-EHF_131029 VERTICAL Detector : Peak Project : 650305</p>

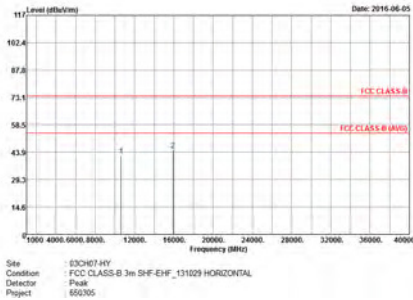
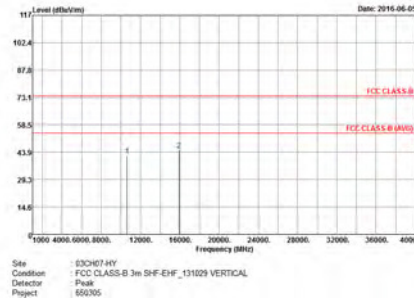


WIFI	Band 2 5250~5350MHz Harmonic @ 3m	
ANT	802.11ac VHT20 CH64 5320MHz	
2	Horizontal	Vertical
Peak Avg.	 <p>Site : 63CH07-HY Condition : FCC CLASS-B 3m SHF-EHF_131029 HORIZONTAL Detector : Peak Project : 650305</p>	 <p>Site : 63CH07-HY Condition : FCC CLASS-B 3m SHF-EHF_131029 VERTICAL Detector : Peak Project : 650305</p>



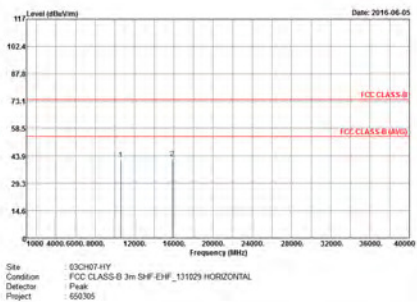
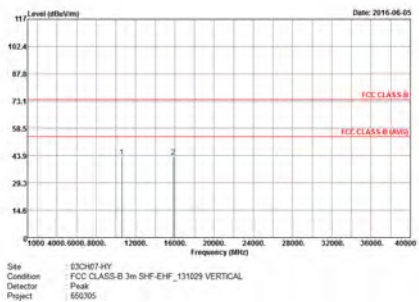
**Band 2 5250~5350MHz**  
**WIFI 802.11ac VHT40 (Harmonic @ 3m)**

WIFI	Band 2 5250~5350MHz Harmonic @ 3m	
ANT	802.11ac VHT40 CH54 5270	
2	Horizontal	Vertical
Peak Avg.	 <p>Site : 03CH07-HY Condition : FCC CLASS-B 3m SHF-EHF_131029 HORIZONTAL Detector : Peak Project : 650305</p>	 <p>Site : 03CH07-HY Condition : FCC CLASS-B 3m SHF-EHF_131029 VERTICAL Detector : Peak Project : 650305</p>

WIFI	Band 2 5250~5350MHz Harmonic @ 3m	
ANT	802.11ac VHT40 CH62 5310	
2	Horizontal	Vertical
Peak Avg.	 <p>Site : 03CH07-HY Condition : FCC CLASS-B 3m SHF-EHF_131029 HORIZONTAL Detector : Peak Project : 650305</p>	 <p>Site : 03CH07-HY Condition : FCC CLASS-B 3m SHF-EHF_131029 VERTICAL Detector : Peak Project : 650305</p>



**Band 2 5250~5350MHz**  
**WIFI 802.11ac VHT80 (Harmonic @ 3m)**

WIFI	Band 2 5250~5350MHz Harmonic @ 3m	
ANT	802.11ac VHT80 CH58 5290MHz	
2	Horizontal	Vertical
Peak Avg.	 <p>Site : 03CH07-HY Condition : FCC CLASS-B 3m SHF-EHF_131029 HORIZONTAL Detector : Peak Project : 650305</p>	 <p>Site : 03CH07-HY Condition : FCC CLASS-B 3m SHF-EHF_131029 VERTICAL Detector : Peak Project : 650305</p>

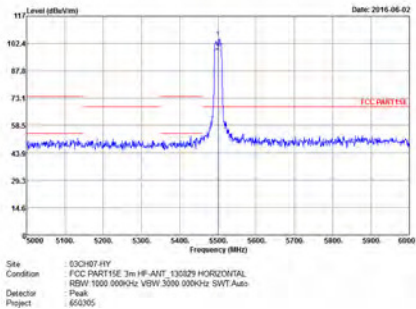
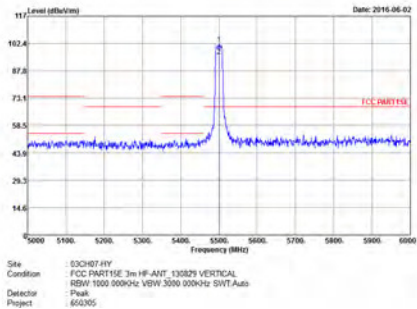




**Band 3 - 5470~5725MHz**  
**WIFI 802.11a (Band Edge @ 3m)**

WIFI	Band 3 5470~5725MHz Band Edge @ 3m	
ANT	802.11a CH100 5500MHz	
2	Horizontal	Vertical
Peak	<p>Site : 03CH07-HY Condition : FCC PART15E 3m HF-ANT, 130E29 HORIZONTAL RBW 1000 000kHz VSW 3000 000kHz SWT Auto Detector : Peak Project : 650305</p>	<p>Site : 03CH07-HY Condition : FCC PART15E 3m HF-ANT, 130E29 VERTICAL RBW 1000 000kHz VSW 3000 000kHz SWT Auto Detector : Peak Project : 650305</p>
Avg.	<p>Site : 03CH07-HY Condition : FCC PART15E (AVG) 3m HF-ANT, 130E29 HORIZONTAL RBW 1000 000kHz VSW 1 000kHz SWT Auto Detector : Peak Project : 650305</p>	<p>Site : 03CH07-HY Condition : FCC PART15E (AVG) 3m HF-ANT, 130E29 VERTICAL RBW 1000 000kHz VSW 1 000kHz SWT Auto Detector : Peak Project : 650305</p>



WIFI	Band 3 5470~5725MHz Fundamental @ 3m	
ANT	802.11a CH100 5500MHz	
2	Horizontal	Vertical
Peak Avg.		

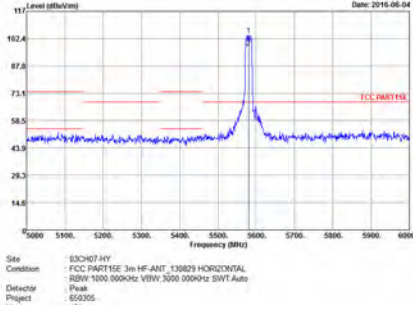
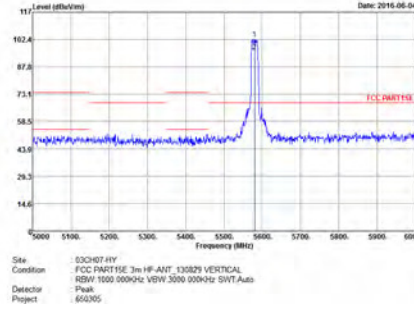


WIFI	Band 3 5470~5725MHz Band Edge @ 3m	
ANT	802.11a CH116 5580MHz - L	
2	Horizontal	Vertical
Peak	<p>Site : 03CH07-HY Condition : FCC PART15E 3m HF-ANT_130829 HORIZONTAL RBW: 1000 000kHz VSW: 3000 000kHz SWT: Auto Detector : Peak Project : 650305</p>	<p>Site : 03CH07-HY Condition : FCC PART15E 3m HF-ANT_130829 VERTICAL RBW: 1000 000kHz VSW: 3000 000kHz SWT: Auto Detector : Peak Project : 650305</p>
Avg.	<p>Site : 03CH07-HY Condition : FCC PART15E (AVG) 3m HF-ANT_130829 HORIZONTAL RBW: 1000 000kHz VSW: 1 000kHz SWT: Auto Detector : Peak Project : 650305</p>	<p>Site : 03CH07-HY Condition : FCC PART15E (AVG) 3m HF-ANT_130829 VERTICAL RBW: 1000 000kHz VSW: 1 000kHz SWT: Auto Detector : Peak Project : 650305</p>

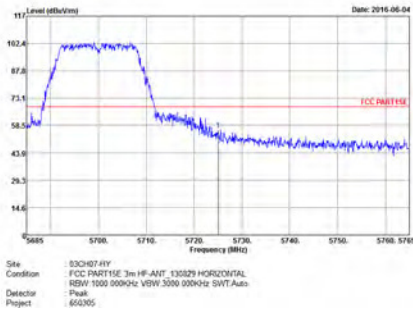
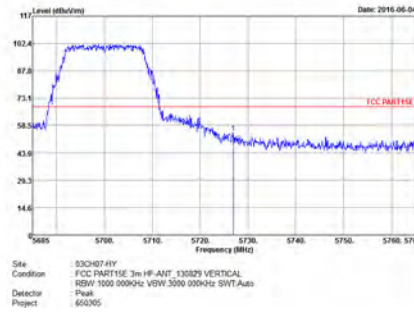


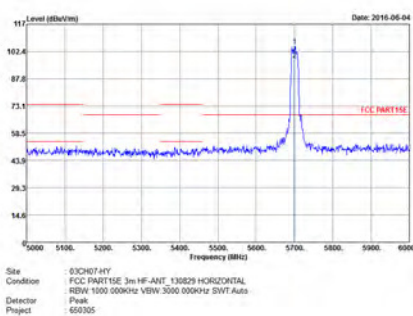
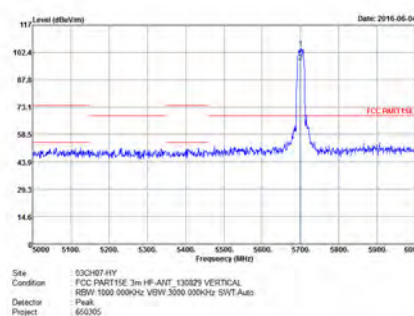
WIFI	Band 3 5470~5725MHz Band Edge @ 3m	
ANT	802.11a CH116 5580MHz - R	
2	Horizontal	Vertical
Peak	<p>Site : 60X067-41Y Condition : FCC PART15E 3m HF-ANT 130E29 HORIZONTAL RBW 1000 000kHz VBW 3000 000kHz SWT Auto Detector : Peak Project : 650305</p>	<p>Site : 60X067-41Y Condition : FCC PART15E 3m HF-ANT 130E29 VERTICAL RBW 1000 000kHz VBW 3000 000kHz SWT Auto Detector : Peak Project : 650305</p>



WIFI	Band 3 5470~5725MHz Fundamental @ 3m	
ANT	802.11a CH116 5580MHz	
2	Horizontal	Vertical
Peak Avg		



WIFI	Band 3 5470~5725MHz Band Edge @ 3m	
ANT	802.11a CH140 5700MHz	
2	Horizontal	Vertical
Peak	 <p>Site : 83CH07-41Y Condition : FCC PART15E 3m HP-ANT, 130829 HORIZONTAL RBW 1000 000kHz VBW 3000 000kHz SVWT Auto Detector : Peak Project : 650305</p>	 <p>Site : 83CH07-41Y Condition : FCC PART15E 3m HP-ANT, 130829 VERTICAL RBW 1000 000kHz VBW 3000 000kHz SVWT Auto Detector : Peak Project : 650305</p>

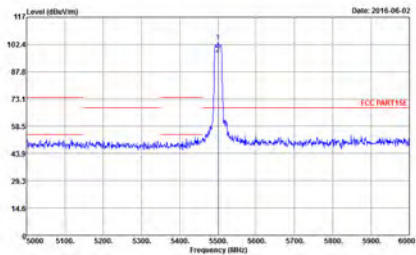
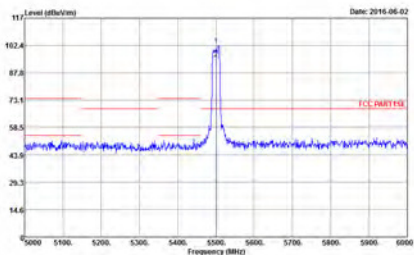
WIFI	Band 3 5470~5725MHz Fundamental @ 3m	
ANT	802.11a CH140 5700MHz	
2	Horizontal	Vertical
Peak Avg	 <p>Site : 83CH07-41Y Condition : FCC PART15E 3m HP-ANT, 130829 HORIZONTAL RBW 1000 000kHz VBW 3000 000kHz SVWT Auto Detector : Peak Project : 650305</p>	 <p>Site : 83CH07-41Y Condition : FCC PART15E 3m HP-ANT, 130829 VERTICAL RBW 1000 000kHz VBW 3000 000kHz SVWT Auto Detector : Peak Project : 650305</p>



Band 3 5470~5725MHz  
WIFI 802.11ac VHT20 (Band Edge @ 3m)

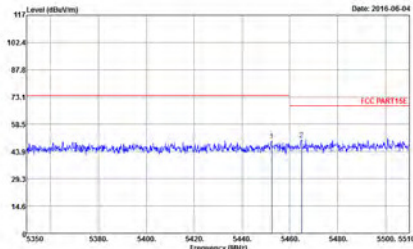
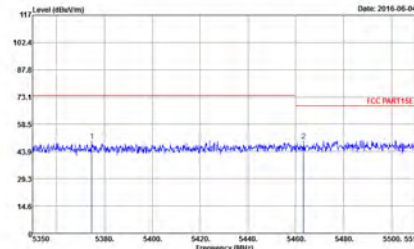
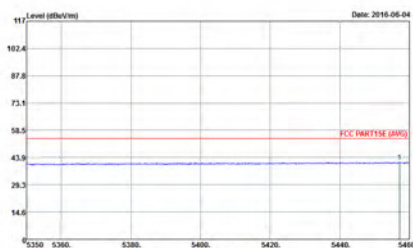
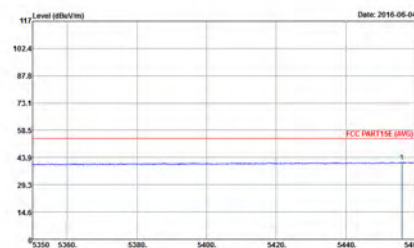
WIFI	Band 3 5470~5725MHz Band Edge @ 3m	
ANT	802.11ac VHT20 CH100 5500MHz	
2	Horizontal	Vertical
Peak		
Avg.		



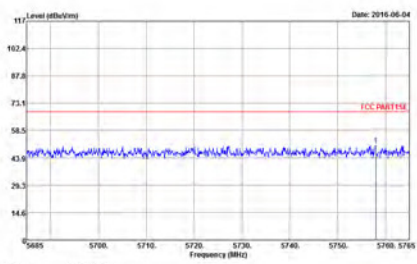
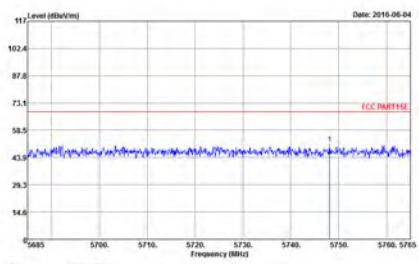
WIFI	Band 3 5470~5725MHz Fundamental @ 3m	
ANT	802.11ac VHT20 CH100 5500MHz	
2	Horizontal	Vertical
Peak Avg	 <p>Site: 03CH07-41Y Condition: FCC PART15E 3m HP-ANT, 130dB29 HORIZONTAL RBW: 1000 000kHz, VSW: 3000 000kHz, SWT: Auto Detector: Peak Project: 650305</p>	 <p>Site: 03CH07-41Y Condition: FCC PART15E 3m HP-ANT, 130dB29 VERTICAL RBW: 1000 000kHz, VSW: 3000 000kHz, SWT: Auto Detector: Peak Project: 650305</p>



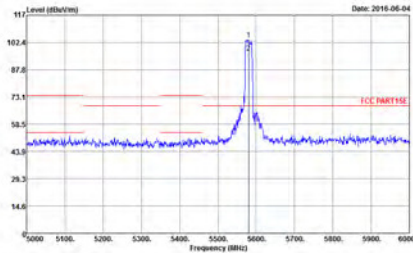
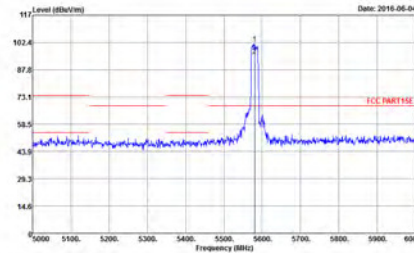


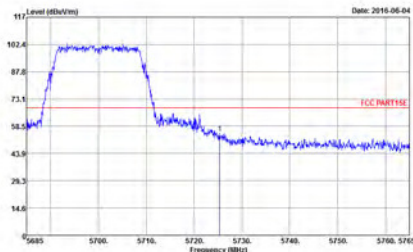
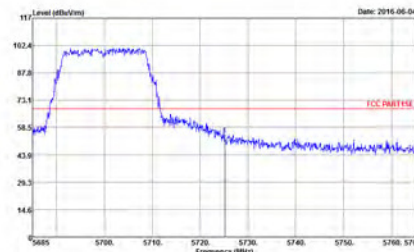
WIFI	Band 3 5470~5725MHz Band Edge @ 3m	
ANT	802.11ac VHT20 CH116 5580MHz - L	
2	Horizontal	Vertical
Peak	 <p>Site : 03CH07-HY Condition : FCC PART15E 3m HF-ANT 130829 HORIZONTAL RBW 1000 000kHz VBW 3000 000kHz SWT Auto Detector : Peak Project : 650305</p>	 <p>Site : 03CH07-HY Condition : FCC PART15E 3m HF-ANT 130829 VERTICAL RBW 1000 000kHz VBW 3000 000kHz SWT Auto Detector : Peak Project : 650305</p>
Avg.	 <p>Site : 03CH07-HY Condition : FCC PART15E (Ave) 3m HF-ANT 130829 HORIZONTAL RBW 1000 000kHz VBW 1 000kHz SWT Auto Detector : Peak Project : 650305</p>	 <p>Site : 03CH07-HY Condition : FCC PART15E (Ave) 3m HF-ANT 130829 VERTICAL RBW 1000 000kHz VBW 1 000kHz SWT Auto Detector : Peak Project : 650305</p>



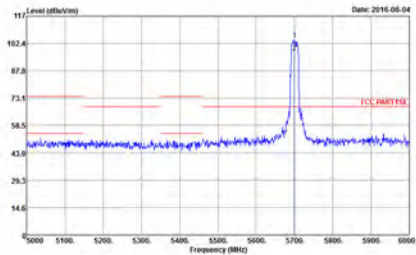
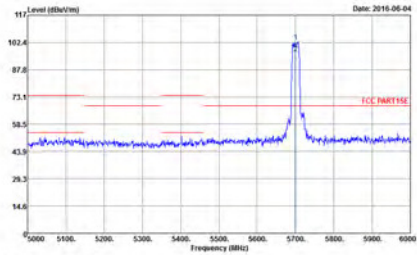
WIFI	Band 3 5470~5725MHz Band Edge @ 3m	
ANT	802.11ac VHT20 CH116 5580MHz - R	
2	Horizontal	Vertical
Peak	 <p>Site : 60CH07-HY Condition : FCC PART15E 3m HF-ANT_130829 HORIZONTAL REW: 1000 000kHz VBW 3000 000kHz SWT Auto Detector : Peak Project : 650305</p>	 <p>Site : 60CH07-HY Condition : FCC PART15E 3m HF-ANT_130829 VERTICAL REW: 1000 000kHz VBW 3000 000kHz SWT Auto Detector : Peak Project : 650305</p>



WIFI	Band 3 5470~5725MHz Fundamental @ 3m	
ANT	802.11ac VHT20 CH116 5580MHz	
2	Horizontal	Vertical
Peak Avg	 <p>Site : 03CH07-HY Condition : FCC PART15E 3m HF-ANT 130829 HORIZONTAL RBW 1000 000kHz VBW 3000 000kHz SVWT Auto Detector : Peak Project : 650305</p>	 <p>Site : 03CH07-HY Condition : FCC PART15E 3m HF-ANT 130829 VERTICAL RBW 1000 000kHz VBW 3000 000kHz SVWT Auto Detector : Peak Project : 650305</p>

WIFI	Band 3 5470~5725MHz Band Edge @ 3m	
ANT	802.11ac VHT20 CH140 5700MHz	
2	Horizontal	Vertical
Peak	 <p>Site : 03CH07-HY Condition : FCC PART15E 3m HF-ANT 130829 HORIZONTAL RBW 1000 000kHz VBW 3000 000kHz SVWT Auto Detector : Peak Project : 650305</p>	 <p>Site : 03CH07-HY Condition : FCC PART15E 3m HF-ANT 130829 VERTICAL RBW 1000 000kHz VBW 3000 000kHz SVWT Auto Detector : Peak Project : 650305</p>



WIFI	Band 3 5470~5725MHz Fundamental @ 3m	
ANT	802.11ac VHT20 CH140 5700MHz	
2	Horizontal	Vertical
Peak Avg.	 <p>Site : 03CH07-HY Condition : FCC PART15E 3m HP-ANT, 130829 HORIZONTAL RBW: 1000 000kHz VBW: 3000 000kHz SVWT: Auto Detector : Peak Project : 650305</p>	 <p>Site : 03CH07-HY Condition : FCC PART15E 3m HP-ANT, 130829 VERTICAL RBW: 1000 000kHz VBW: 3000 000kHz SVWT: Auto Detector : Peak Project : 650305</p>