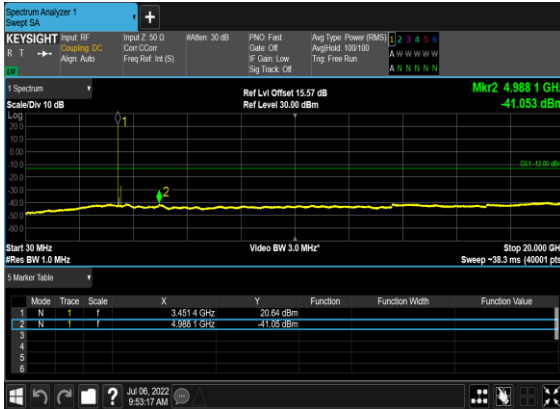
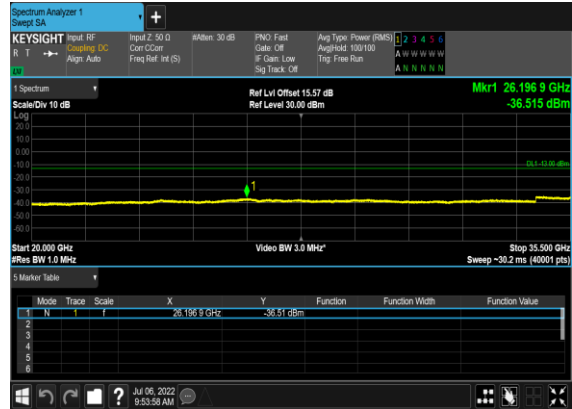


N78(100M)_DFT-s-OFDM_BPSK_Edge_1RB_Left_Mid_CH



N78(100M)_DFT-s-OFDM_BPSK_Edge_1RB_Left_Mid_CH



N78(100M)_DFT-s-OFDM_QPSK_Edge_1RB_Left_Mid_CH



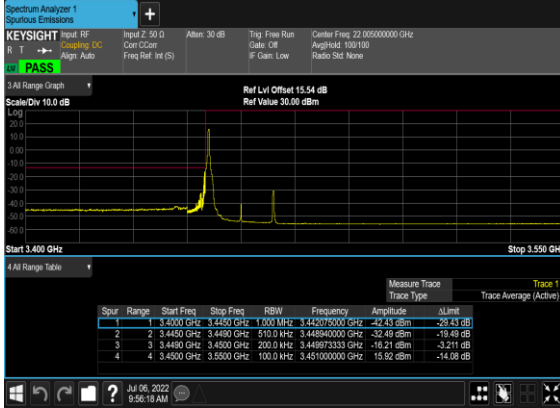
N78(100M)_DFT-s-OFDM_QPSK_Edge_1RB_Left_Mid_CH



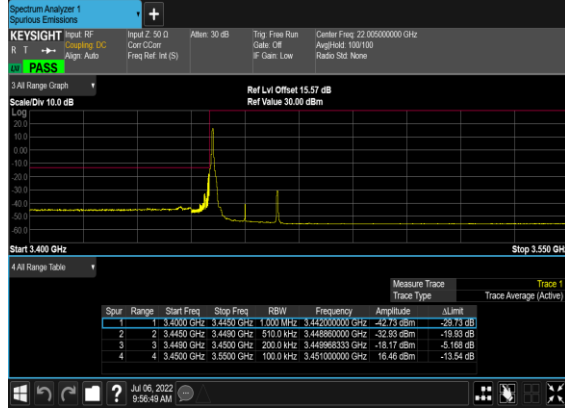
Conducted Band Edge

NR Band	SCS (kHz)	Bandwidth (MHz)	Arfcn	Freq (MHz)	Modulation	RB	Result	Verdict
78	30	20	630668	3460.02	DFT-s-OFDM BPSK	1@0	see graph	PASS
78	30	20	630668	3460.02	DFT-s-OFDM QPSK	1@0	see graph	PASS
78	30	20	630668	3460.02	DFT-s-OFDM BPSK	50@0	see graph	PASS
78	30	20	630668	3460.02	DFT-s-OFDM QPSK	50@0	see graph	PASS
78	30	20	636000	3540.0	DFT-s-OFDM BPSK	1@50	see graph	PASS
78	30	20	636000	3540.0	DFT-s-OFDM QPSK	1@50	see graph	PASS
78	30	20	636000	3540.0	DFT-s-OFDM BPSK	50@0	see graph	PASS
78	30	20	636000	3540.0	DFT-s-OFDM QPSK	50@0	see graph	PASS
78	30	60	632000	3480.0	DFT-s-OFDM BPSK	1@0	see graph	PASS
78	30	60	632000	3480.0	DFT-s-OFDM QPSK	1@0	see graph	PASS
78	30	60	632000	3480.0	DFT-s-OFDM BPSK	162@0	see graph	PASS
78	30	60	632000	3480.0	DFT-s-OFDM QPSK	162@0	see graph	PASS
78	30	60	634666	3519.99	DFT-s-OFDM BPSK	1@161	see graph	PASS
78	30	60	634666	3519.99	DFT-s-OFDM QPSK	1@161	see graph	PASS
78	30	60	634666	3519.99	DFT-s-OFDM BPSK	162@0	see graph	PASS
78	30	60	634666	3519.99	DFT-s-OFDM QPSK	162@0	see graph	PASS
78	30	100	633334	3500.01	DFT-s-OFDM BPSK	1@0	see graph	PASS
78	30	100	633334	3500.01	DFT-s-OFDM QPSK	1@0	see graph	PASS
78	30	100	633334	3500.01	DFT-s-OFDM BPSK	1@272	see graph	PASS
78	30	100	633334	3500.01	DFT-s-OFDM QPSK	1@272	see graph	PASS
78	30	100	633334	3500.01	DFT-s-OFDM BPSK	270@0	see graph	PASS
78	30	100	633334	3500.01	DFT-s-OFDM QPSK	270@0	see graph	PASS

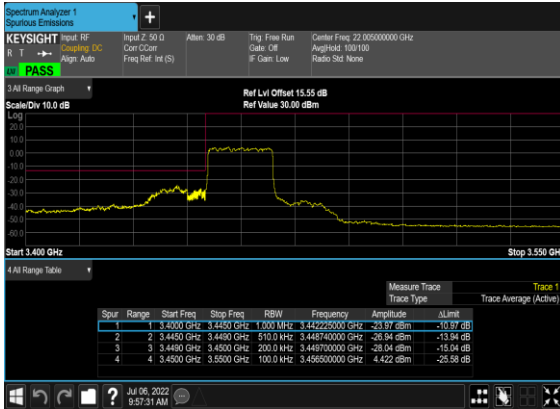
N78(20M)_DFT-s-
OFDM_BPSK_Edge_1RB_Left_Low_CH



N78(20M)_DFT-s-
OFDM_QPSK_Edge_1RB_Left_Low_CH



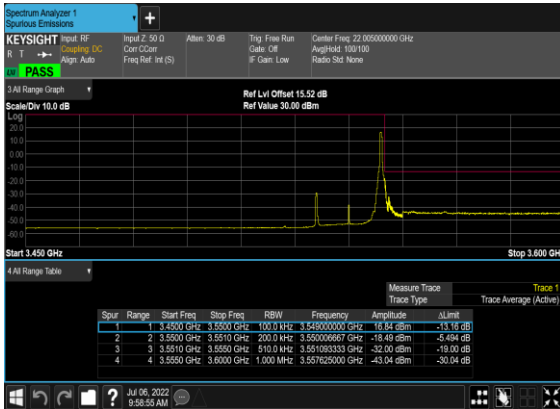
N78(20M)_DFT-s-
OFDM_BPSK_Outer_Full_Low_CH



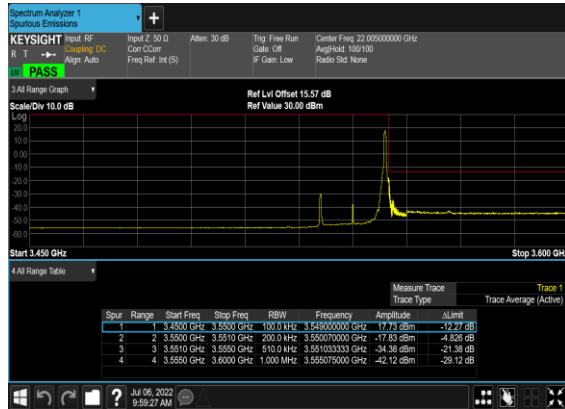
N78(20M)_DFT-s-
OFDM_QPSK_Outer_Full_Low_CH



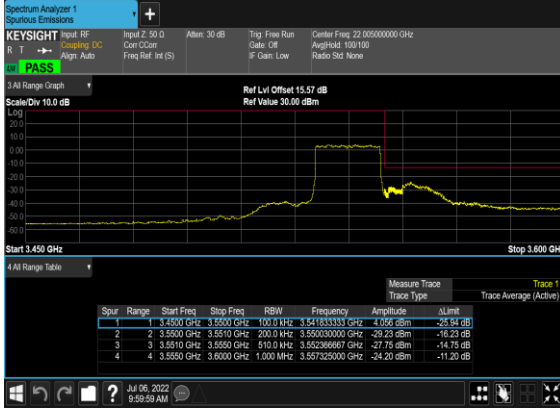
N78(20M)_DFT-s-
OFDM_BPSK_Edge_1RB_Right_High_CH



N78(20M)_DFT-s-
OFDM_QPSK_Edge_1RB_Right_High_CH



N78(20M)_DFT-s-OFDM_BPSK_Outer_Full_High_CH



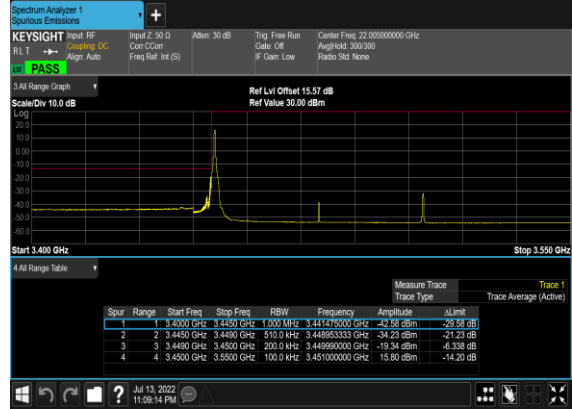
N78(20M)_DFT-s-OFDM_QPSK_Outer_Full_High_CH



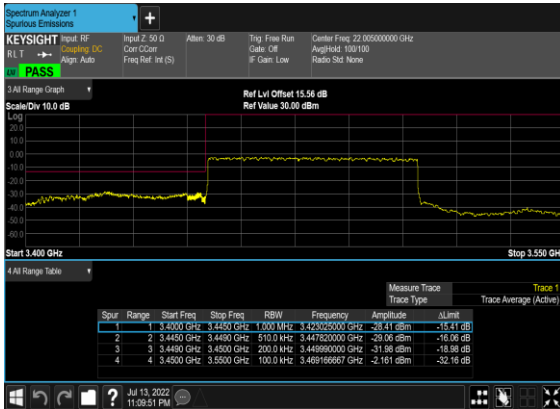
N78(60M)_DFT-s-OFDM_BPSK_Edge_1RB_Left_Low_CH



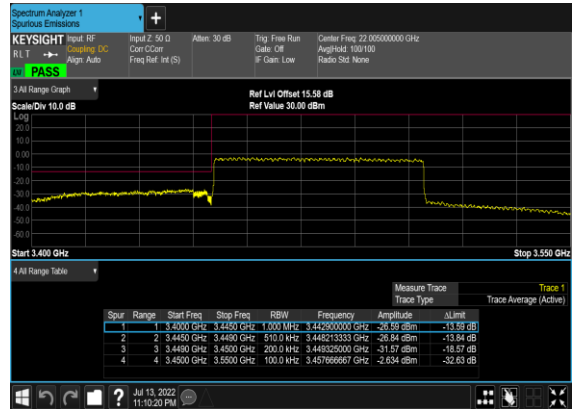
N78(60M)_DFT-s-OFDM_QPSK_Edge_1RB_Left_Low_CH



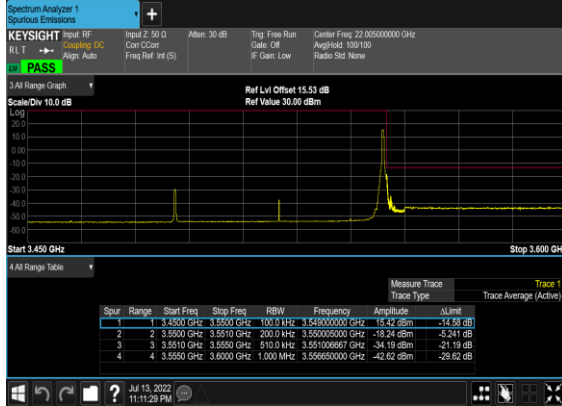
N78(60M)_DFT-s-OFDM_BPSK_Outer_Full_Low_CH



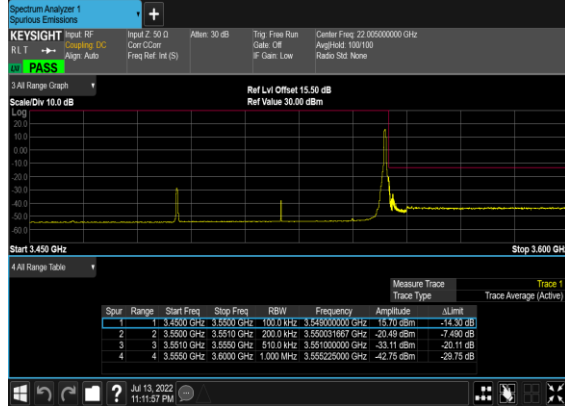
N78(60M)_DFT-s-OFDM_QPSK_Outer_Full_Low_CH



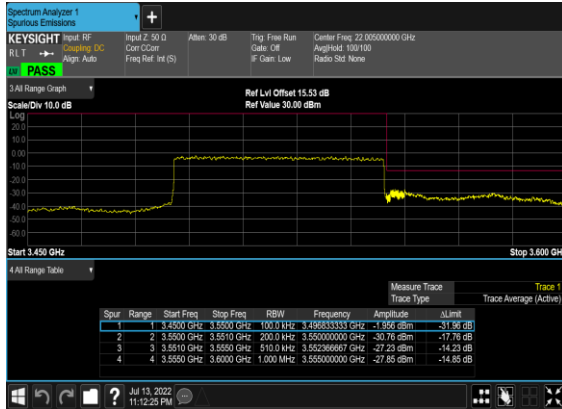
N78(60M)_DFT-s-OFDM_BPSK_Edge_1RB_Right_High_CH



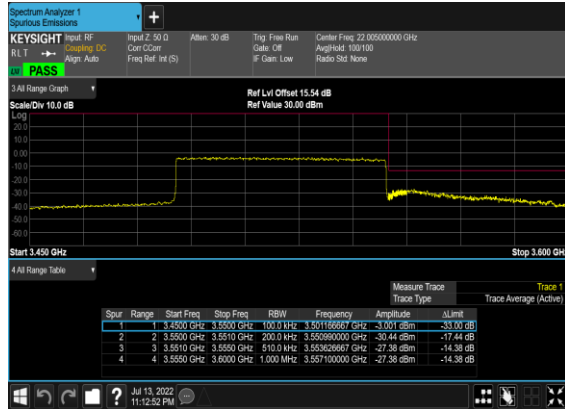
N78(60M)_DFT-s-OFDM_QPSK_Edge_1RB_Right_High_CH



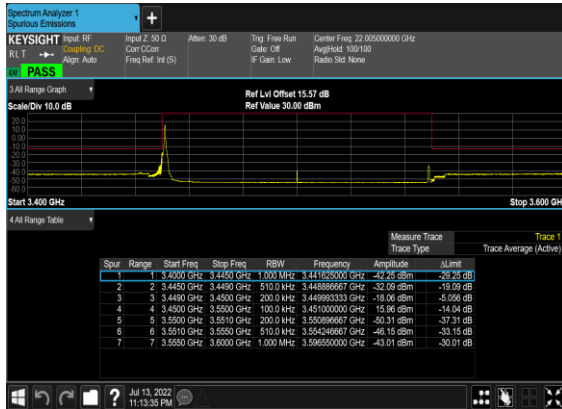
N78(60M)_DFT-s-OFDM_BPSK_Outer_Full_High_CH



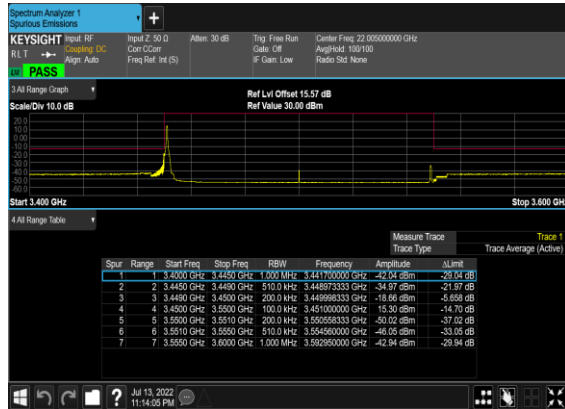
N78(60M)_DFT-s-OFDM_QPSK_Outer_Full_High_CH



N78(100M)_DFT-s-OFDM_BPSK_Edge_1RB_Left_Mid_CH



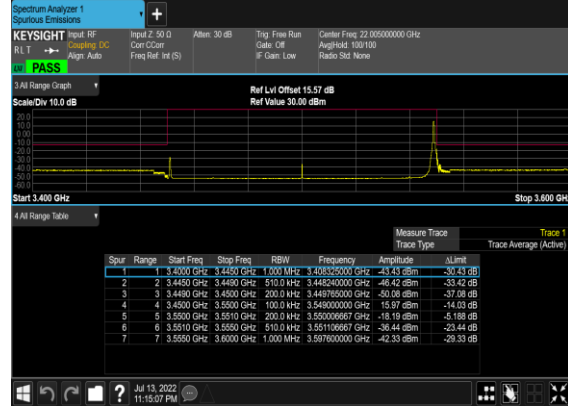
N78(100M)_DFT-s-OFDM_QPSK_Edge_1RB_Left_Mid_CH



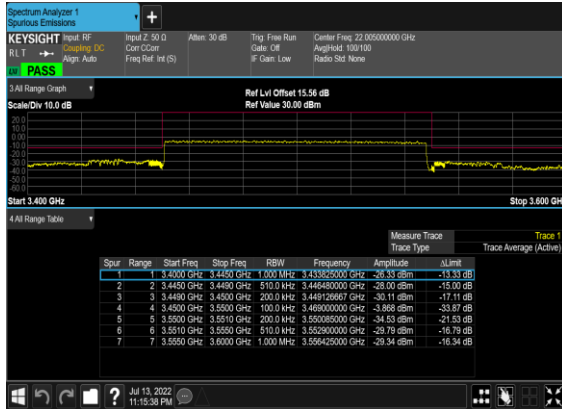
N78(100M)_DFT-s-OFDM_BPSK_Edge_1RB_Right_Mid_CH



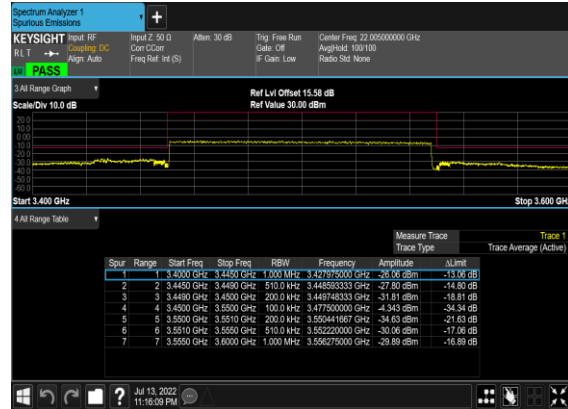
N78(100M)_DFT-s-OFDM_QPSK_Edge_1RB_Right_Mid_CH



N78(100M)_DFT-s-OFDM_BPSK_Outer_Full_Mid_CH



N78(100M)_DFT-s-OFDM_QPSK_Outer_Full_Mid_CH





Appendix B. Test Results of Radiated Test

Radiated Spurious Emission

Test Engineer :	Carry Xu	Temperature :	23~25°C
		Relative Humidity :	41~42%

Note: Pre-scanned harmonic for the different antenna combinations, we choose the worst antenna mode to perform final test.

n78 SA / NR 100MHz / QPSK / ANT3								
Channel	Frequency (MHz)	EIRP (dBm)	Limit (dBm)	Over Limit (dB)	S.G. Power (dBm)	TX Cable loss (dB)	TX Antenna Gain (dBi)	Polarization (H/V)
Middle	6900	-47.22	-13	-34.22	-57.70	2.76	13.24	H
	10356	-51.30	-13	-38.30	-60.89	3.42	13.01	H
	13818	-59.84	-13	-46.84	-69.45	3.83	13.44	H
	6900	-48.10	-13	-35.10	-58.54	2.80	13.24	V
	10356	-52.36	-13	-39.36	-61.91	3.46	13.01	V
	13818	-59.83	-13	-46.83	-69.39	3.88	13.44	V
	17256	-51.87	-13	-38.87	-60.84	4.46	13.43	V

Remark: Spurious emissions within 30-1000MHz were found more than 20dB below limit line.

EN-DC_38A_n78A / LTE 20MHz + NR 100MHz / QPSK / ANT0(LTE) & ANT3(NR)								
Channel	Frequency (MHz)	EIRP (dBm)	Limit (dBm)	Over Limit (dB)	S.G. Power (dBm)	TX Cable loss (dB)	TX Antenna Gain (dBi)	Polarization (H/V)
Middle	6912	-63.79	-13	-50.79	-74.27	2.76	13.24	H
	10368	-61.20	-13	-48.20	-70.79	3.42	13.01	H
	13818	-60.44	-13	-47.44	-70.05	3.83	13.44	H
	6912	-63.94	-13	-50.94	-74.38	2.80	13.24	V
	10368	-61.89	-13	-48.89	-71.44	3.46	13.01	V
	13818	-60.65	-13	-47.65	-70.21	3.88	13.44	V

Remark: Spurious emissions within 30-1000MHz were found more than 20dB below limit line.

———— THE END ————