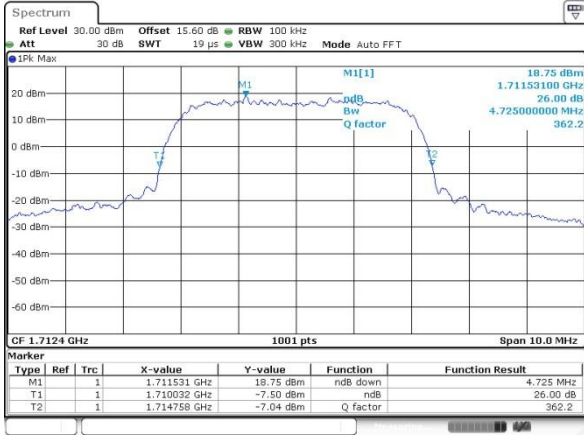




WCDMA Band IV (RMC 12.2Kbps)

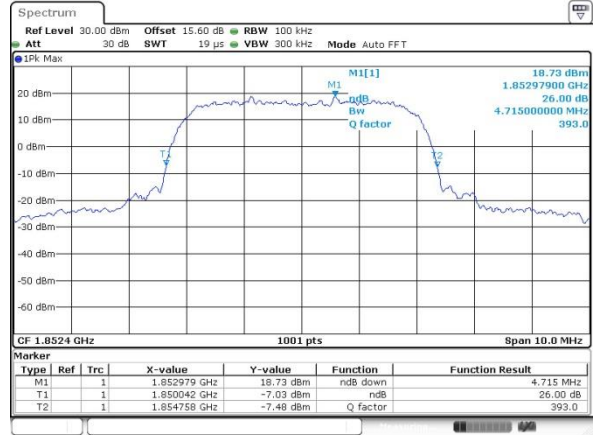
Lowest Channel



Date: 23 JUN 2022 10:57:13

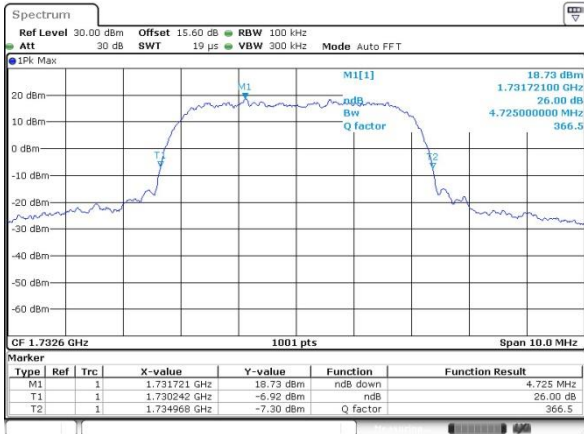
WCDMA Band II (RMC 12.2Kbps)

Lowest Channel



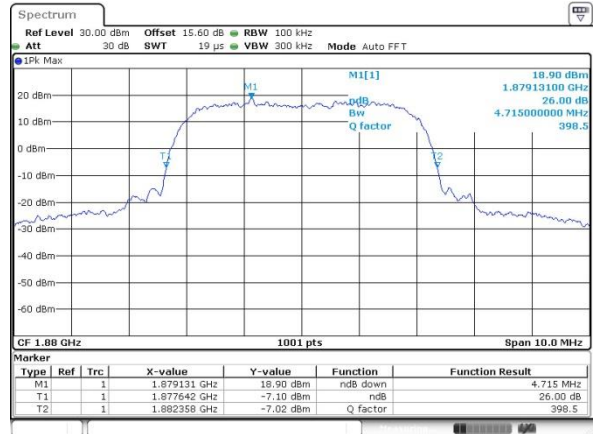
Date: 23 JUN 2022 10:41:20

Middle Channel



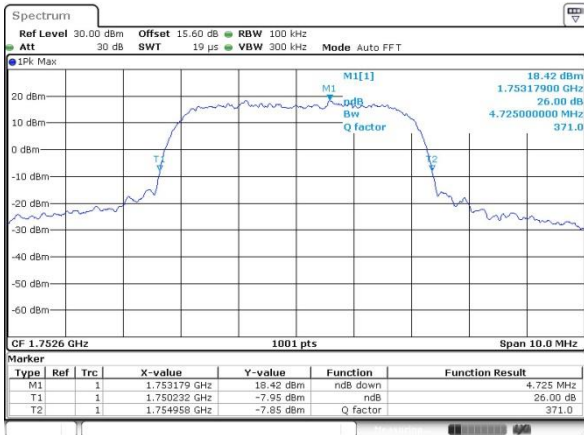
Date: 23 JUN 2022 10:57:46

Middle Channel



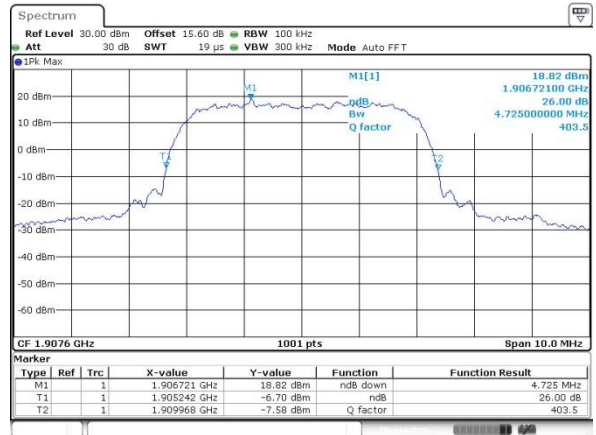
Date: 23 JUN 2022 10:42:06

Highest Channel

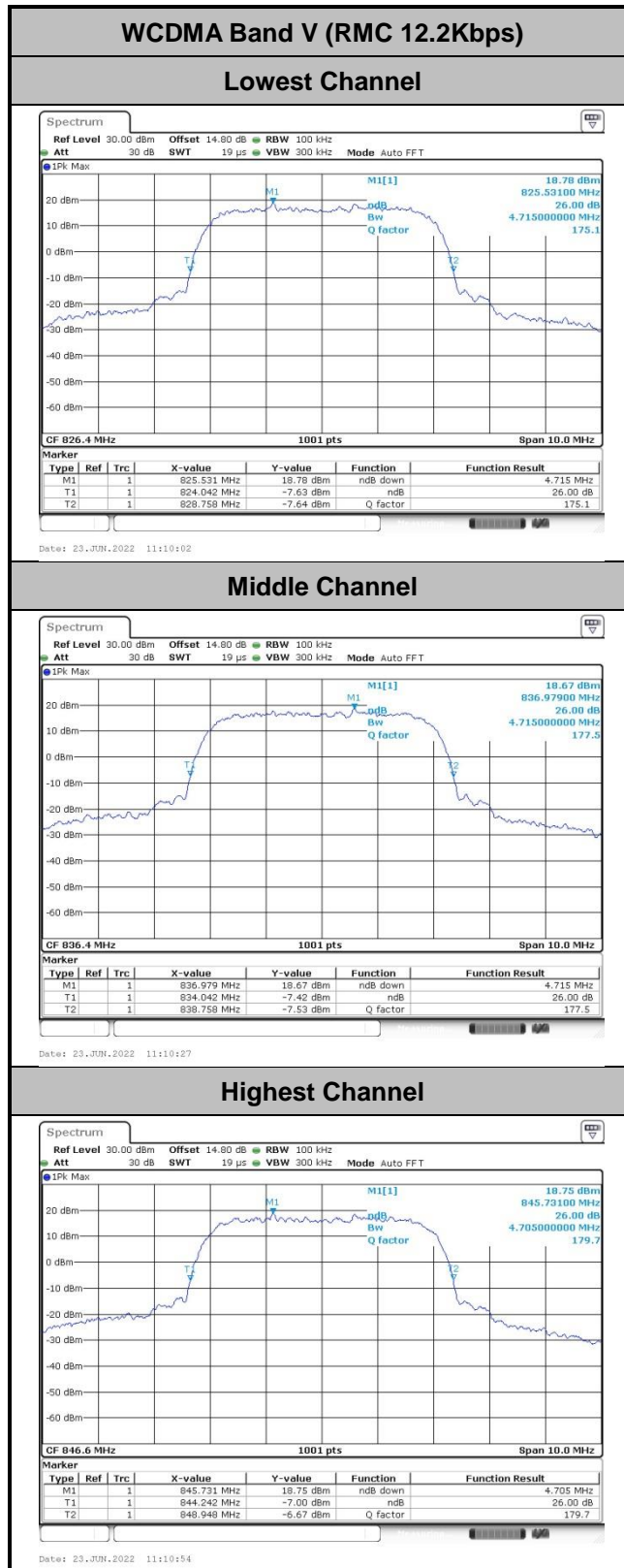


Date: 23 JUN 2022 10:58:12

Highest Channel



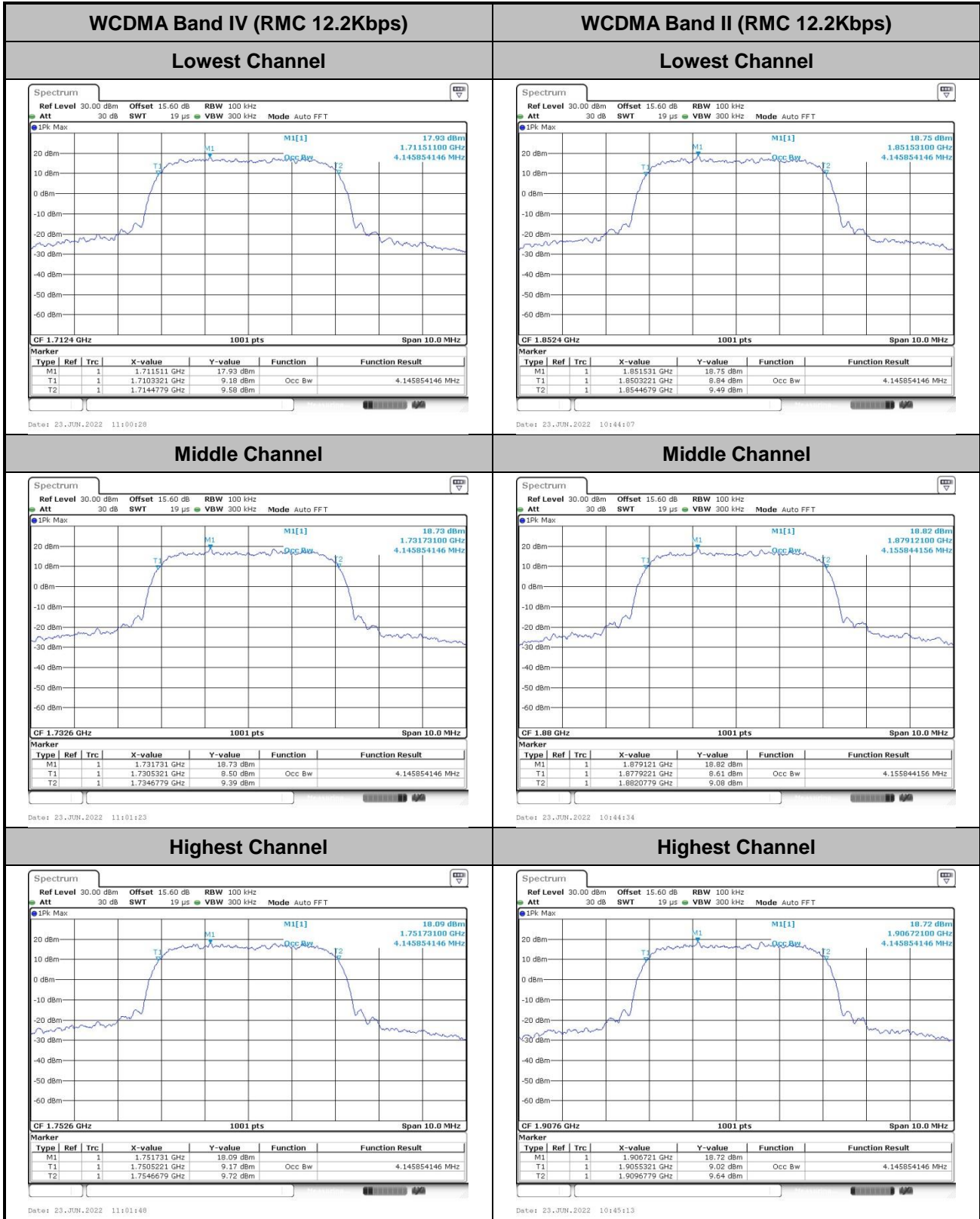
Date: 23 JUN 2022 10:42:48

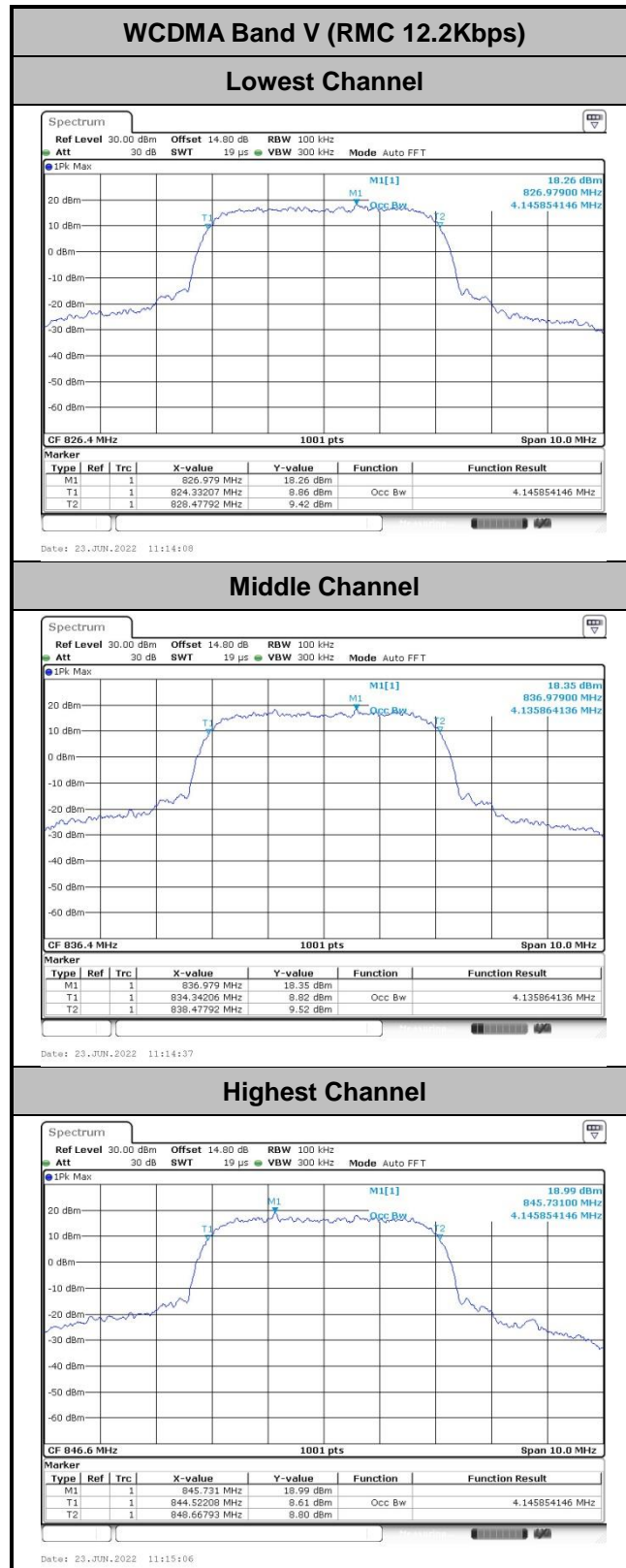




Occupied Bandwidth

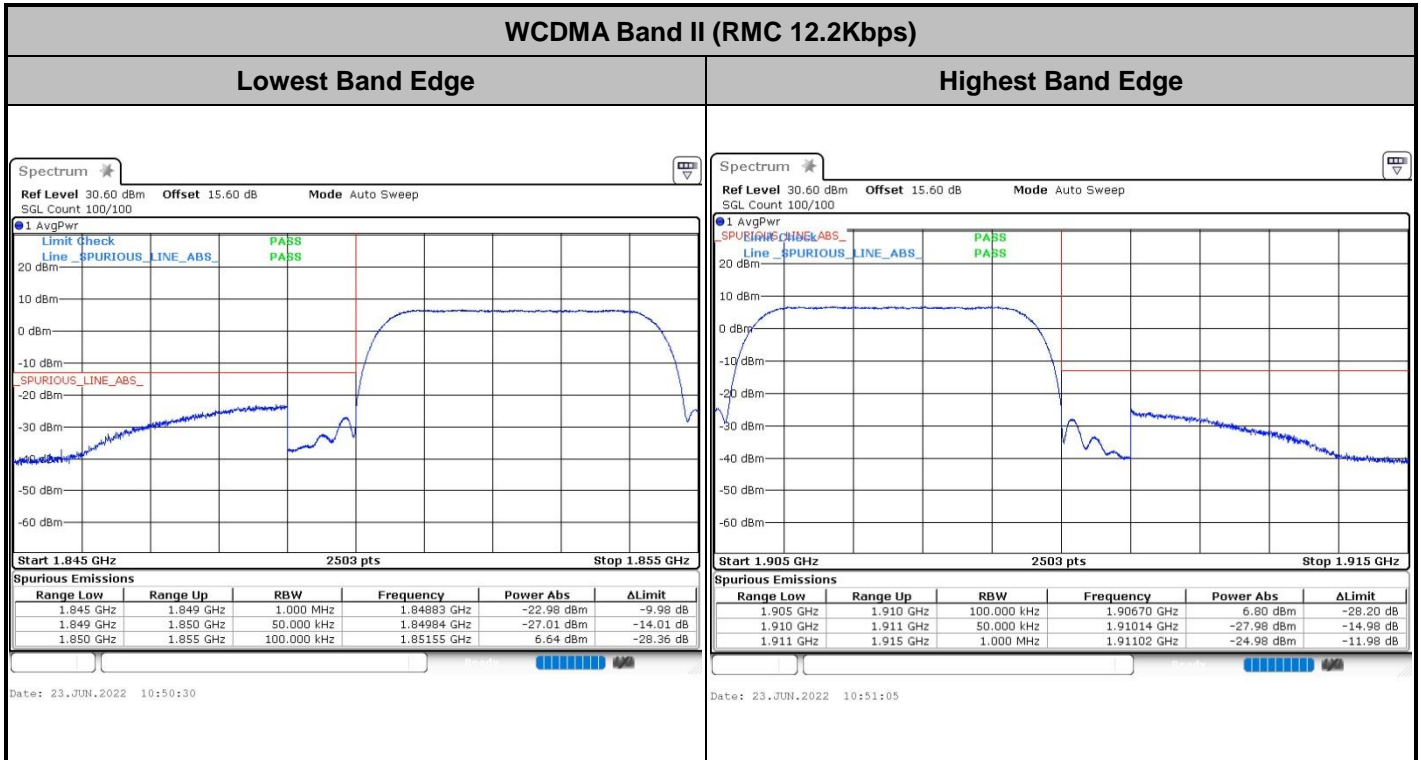
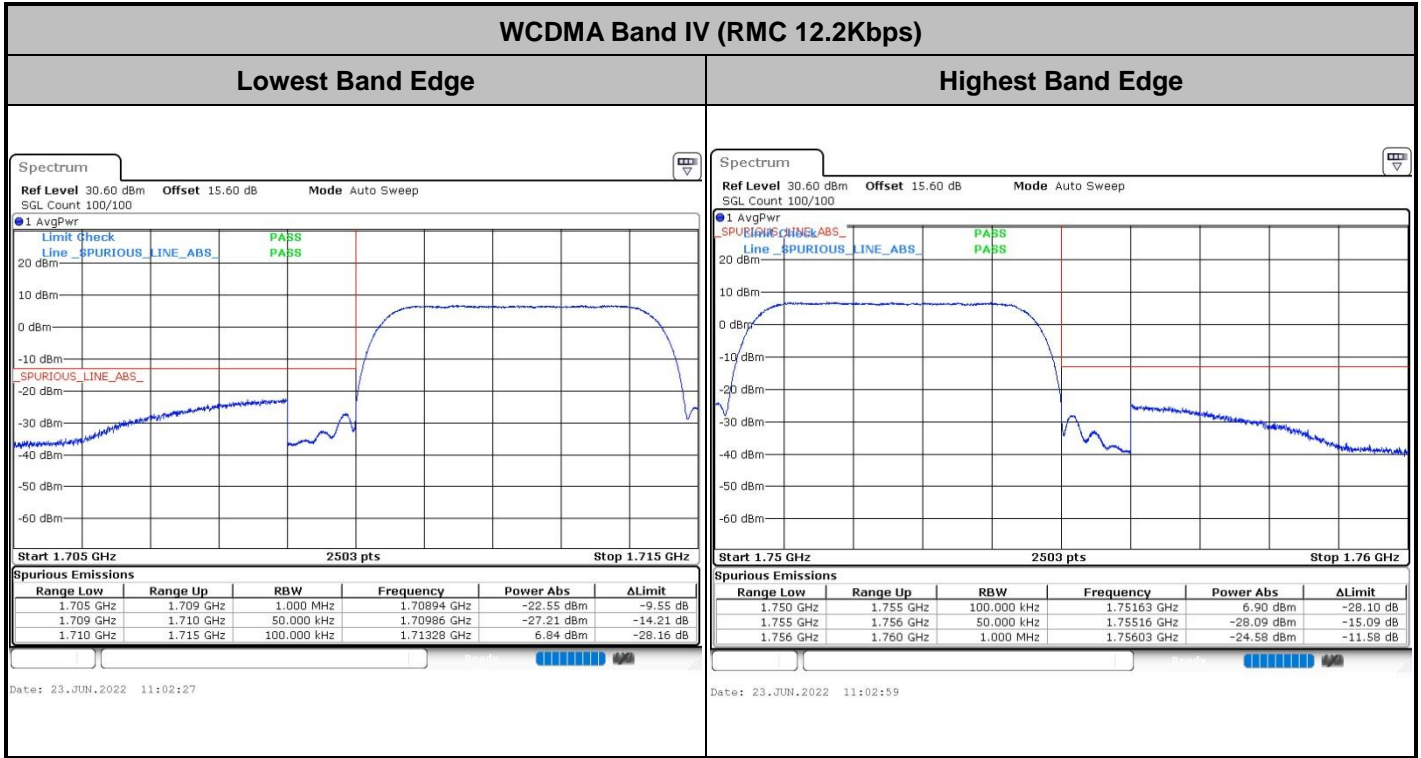
Mode	WCDMA Band IV(MHz)	WCDMA Band II(MHz)	WCDMA Band V(MHz)
Mod.	RMC 12.2Kbps	RMC 12.2Kbps	RMC 12.2Kbps
Lowest CH	4.146	4.146	4.146
Middle CH	4.146	4.156	4.136
Highest CH	4.146	4.146	4.146







Conducted Band Edge





WCDMA Band V (RMC 12.2Kbps)

Lowest Band Edge

Highest Band Edge



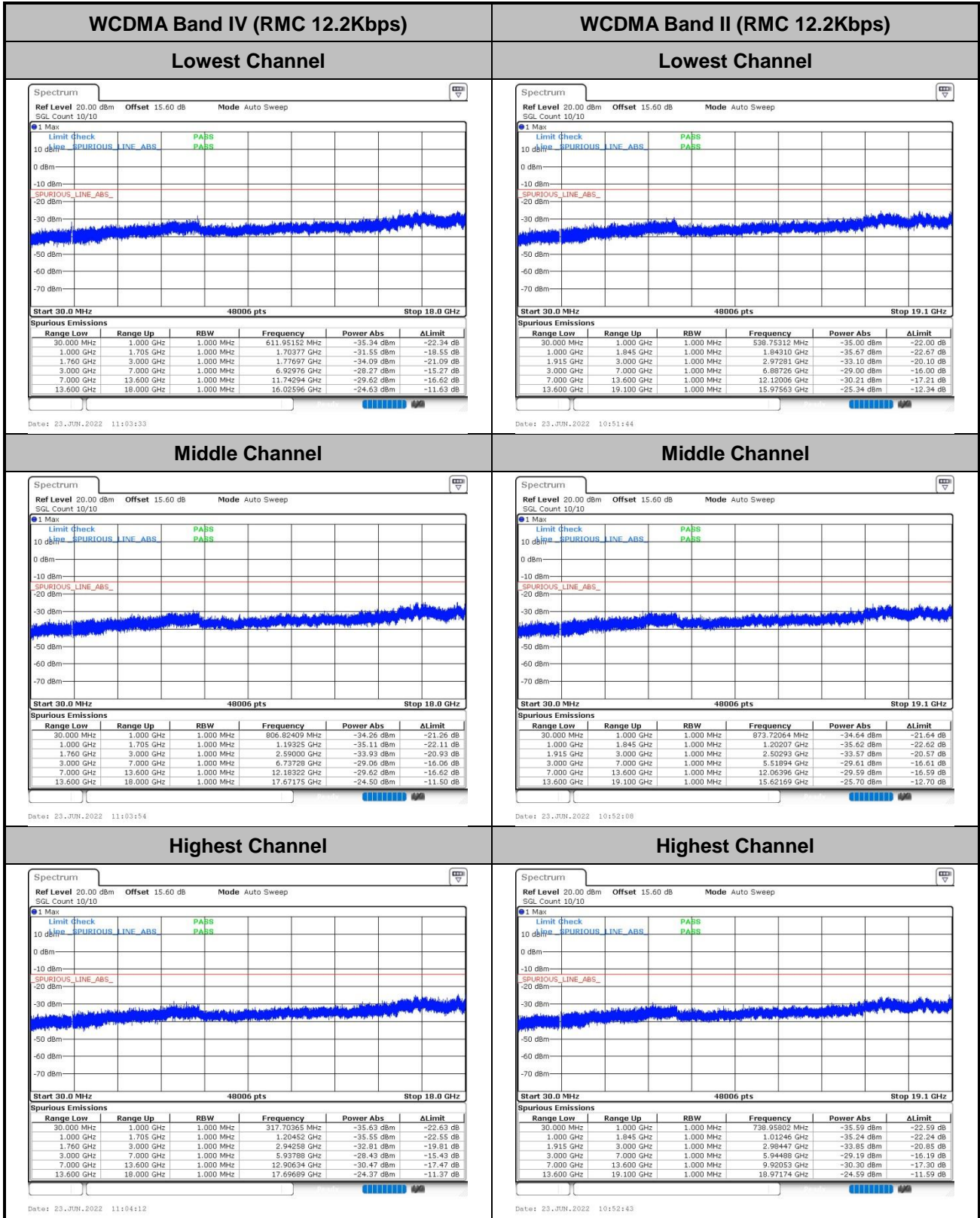
Date: 23.JUN.2022 11:15:51



Date: 23.JUN.2022 11:16:38



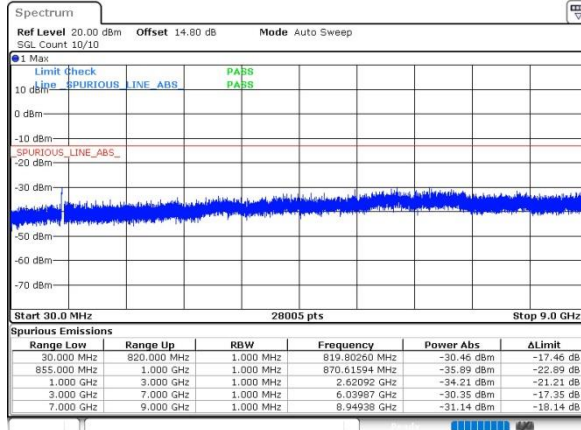
Conducted Spurious Emission





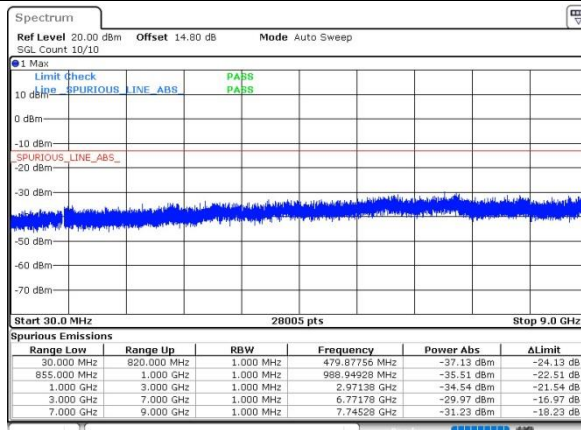
WCDMA Band V (RMC 12.2Kbps)

Lowest Channel



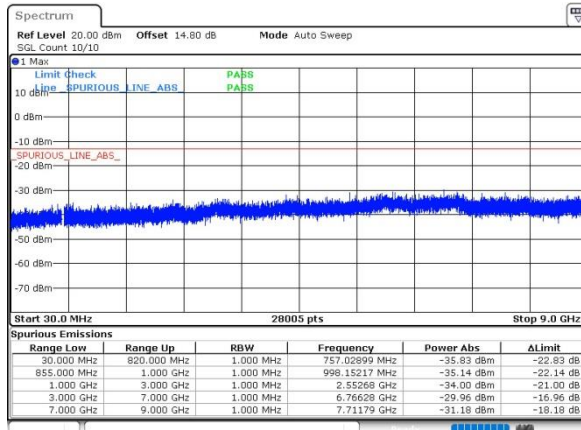
Date: 23.JUN.2022 11:17:10

Middle Channel



Date: 23.JUN.2022 11:17:40

Highest Channel



Date: 23.JUN.2022 11:18:20



Frequency Stability

Test Conditions	Middle Channel	WCDMA Band IV (RMC 12.2KbpsRMC 12.2Kbps)	Limit 2.5ppm
Temperature (°C)	Voltage (Volt)	Deviation (ppm)	Result
50	Normal Voltage	0.0058	PASS
40	Normal Voltage	0.0377	
30	Normal Voltage	0.0485	
20(Ref.)	Normal Voltage	0.0000	
10	Normal Voltage	0.0069	
0	Normal Voltage	0.0344	
-10	Normal Voltage	0.0063	
-20	Normal Voltage	0.0141	
-30	Normal Voltage	0.0325	
20	Maximum Voltage	0.0418	
20	Normal Voltage	0.0176	
20	Battery End Point	0.0063	

Test Conditions	Middle Channel	WCDMA Band II (RMC 12.2Kbps)	Limit Note 2.
Temperature (°C)	Voltage (Volt)	Deviation (ppm)	Result
50	Normal Voltage	0.0169	PASS
40	Normal Voltage	0.0136	
30	Normal Voltage	0.0144	
20(Ref.)	Normal Voltage	0.0000	
10	Normal Voltage	0.0155	
0	Normal Voltage	0.0136	
-10	Normal Voltage	0.0247	
-20	Normal Voltage	0.0072	
-30	Normal Voltage	0.0169	
20	Maximum Voltage	0.0162	
20	Normal Voltage	0.0128	
20	Battery End Point	0.0019	



Test Conditions	Middle Channel	WCDMA Band V (RMC 12.2Kbps)	Limit Note 2.
Temperature (°C)	Voltage (Volt)	Deviation (ppm)	Result
50	Normal Voltage	0.0048	PASS
40	Normal Voltage	0.0146	
30	Normal Voltage	0.0003	
20(Ref.)	Normal Voltage	0.0000	
10	Normal Voltage	0.0017	
0	Normal Voltage	0.0044	
-10	Normal Voltage	0.0172	
-20	Normal Voltage	0.0163	
-30	Normal Voltage	0.0061	
20	Maximum Voltage	0.0028	
20	Normal Voltage	0.0029	
20	Battery End Point	0.0118	

Note:

1. Normal Voltage = 3.87V ; Battery End Point (BEP) =3.55V. ; Maximum Voltage =4.45V
2. The frequency fundamental emissions stay within the authorized frequency block based on the frequency deviation measured is small.



Appendix B. Test Results of Radiated Test

Radiated Spurious Emission

Test Engineer :	Chris Chen	Temperature :	23~25°C
		Relative Humidity :	41~42%

GSM850 (GPRS)								
Channel	Frequency (MHz)	ERP (dBm)	Limit (dBm)	Over Limit (dB)	S.G. Power (dBm)	TX Cable loss (dB)	TX Antenna Gain (dBi)	Polarization (H/V)
Lowest	1648	-48.54	-13	-35.54	-55.51	1.58	10.70	H
	2472	-39.09	-13	-26.09	-47.34	2.102	12.50	H
	3294	-58.01	-13	-45.01	-66.90	2.856	13.90	H
	1648	-53.19	-13	-40.19	-60.16	1.58	10.70	V
	2472	-52.07	-13	-39.07	-60.32	2.10	12.50	V
	3294	-57.72	-13	-44.72	-66.61	2.86	13.90	V
Middle	1672	-46.79	-13	-33.79	-53.76	1.58	10.70	H
	2510	-56.53	-13	-43.53	-64.78	2.102	12.50	H
	3348	-59.15	-13	-46.15	-68.04	2.856	13.90	H
	1672	-50.79	-13	-37.79	-57.76	1.58	10.70	V
	2510	-57.19	-13	-44.19	-65.44	2.10	12.50	V
	3348	-59.24	-13	-46.24	-68.13	2.86	13.90	V
Highest	1698	-46.70	-13	-33.70	-53.67	1.58	10.70	H
	2546	-51.31	-13	-38.31	-59.56	2.102	12.50	H
	3396	-58.72	-13	-45.72	-67.61	2.856	13.90	H
	1698	-47.89	-13	-34.89	-54.86	1.58	10.70	V
	2546	-49.71	-13	-36.71	-57.96	2.10	12.50	V
	3396	-58.90	-13	-45.90	-67.79	2.86	13.90	V

Remark: Spurious emissions within 30-1000MHz were found more than 20dB below limit line.



GSM850 (EDGE)								
Channel	Frequency (MHz)	ERP (dBm)	Limit (dBm)	Over Limit (dB)	S.G. Power (dBm)	TX Cable loss (dB)	TX Antenna Gain (dBi)	Polarization (H/V)
Lowest	1648	-49.19	-13	-36.19	-56.16	1.58	10.70	H
	2472	-49.58	-13	-36.58	-57.83	2.102	12.50	H
	3294	-58.27	-13	-45.27	-67.16	2.856	13.90	H
	1648	-50.52	-13	-37.52	-57.49	1.58	10.70	V
	2472	-50.45	-13	-37.45	-58.70	2.10	12.50	V
	3294	-58.41	-13	-45.41	-67.30	2.86	13.90	V
Middle	1672	-50.03	-13	-37.03	-57.00	1.58	10.70	H
	2510	-51.30	-13	-38.30	-59.55	2.102	12.50	H
	3348	-58.85	-13	-45.85	-67.74	2.856	13.90	H
	1672	-48.84	-13	-35.84	-55.81	1.58	10.70	V
	2510	-50.98	-13	-37.98	-59.23	2.10	12.50	V
	3348	-58.85	-13	-45.85	-67.74	2.86	13.90	V
Highest	1698	-42.51	-13	-29.51	-49.48	1.58	10.70	H
	2546	-50.78	-13	-37.78	-59.03	2.102	12.50	H
	3396	-58.86	-13	-45.86	-67.75	2.856	13.90	H
	1698	-49.54	-13	-36.54	-56.51	1.58	10.70	V
	2546	-49.44	-13	-36.44	-57.69	2.10	12.50	V
	3396	-58.72	-13	-45.72	-67.61	2.86	13.90	V

Remark: Spurious emissions within 30-1000MHz were found more than 20dB below limit line.

GSM1900 (GPRS)								
Channel	Frequency (MHz)	ERP (dBm)	Limit (dBm)	Over Limit (dB)	S.G. Power (dBm)	TX Cable loss (dB)	TX Antenna Gain (dBi)	Polarization (H/V)
Lowest	3699	-52.78	-13	-39.78	-65.04	2.641	14.90	H
	5550	-49.90	-13	-36.90	-61.76	2.94	14.80	H
	7404	-49.93	-13	-36.93	-59.70	3.39	13.16	H
	3699	-55.40	-13	-42.40	-67.66	2.64	14.90	V
	5550	-49.06	-13	-36.06	-60.92	2.94	14.80	V
	7404	-49.88	-13	-36.88	-59.65	3.39	13.16	V
Middle	3759	-52.87	-13	-39.87	-65.13	2.641	14.90	H
	5640	-49.43	-13	-36.43	-61.29	2.94	14.80	H
	7524	-49.41	-13	-36.41	-59.18	3.39	13.16	H
	3759	-55.61	-13	-42.61	-67.87	2.64	14.90	V
	5640	-50.59	-13	-37.59	-62.45	2.94	14.80	V
	7524	-49.86	-13	-36.86	-59.63	3.39	13.16	V
Highest	3819	-54.58	-13	-41.58	-66.84	2.641	14.90	H
	5730	-48.89	-13	-35.89	-60.75	2.94	14.80	H
	7644	-49.72	-13	-36.72	-59.49	3.39	13.16	H
	3819	-55.56	-13	-42.56	-67.82	2.64	14.90	V
	5730	-48.06	-13	-35.06	-59.92	2.94	14.80	V
	7644	-49.36	-13	-36.36	-59.13	3.39	13.16	V

Remark: Spurious emissions within 30-1000MHz were found more than 20dB below limit line.



GSM1900 (EDGE)								
Channel	Frequency (MHz)	ERP (dBm)	Limit (dBm)	Over Limit (dB)	S.G. Power (dBm)	TX Cable loss (dB)	TX Antenna Gain (dBi)	Polarization (H/V)
Lowest	3699	-55.06	-13	-42.06	-67.32	2.641	14.90	H
	5550	-50.56	-13	-37.56	-62.42	2.94	14.80	H
	7404	-49.83	-13	-36.83	-59.60	3.39	13.16	H
	3699	-55.36	-13	-42.36	-67.62	2.64	14.90	V
	5550	-50.54	-13	-37.54	-62.40	2.94	14.80	V
	7404	-49.75	-13	-36.75	-59.52	3.39	13.16	V
Middle	3759	-54.87	-13	-41.87	-67.13	2.641	14.90	H
	5640	-49.83	-13	-36.83	-61.69	2.94	14.80	H
	7524	-49.44	-13	-36.44	-59.21	3.39	13.16	H
	3759	-55.34	-13	-42.34	-67.60	2.64	14.90	V
	5640	-51.52	-13	-38.52	-63.38	2.94	14.80	V
	7524	-49.76	-13	-36.76	-59.53	3.39	13.16	V
Highest	3819	-54.05	-13	-41.05	-66.31	2.64	14.90	H
	5730	-51.03	-13	-38.03	-62.89	2.94	14.80	H
	7644	-49.50	-13	-36.50	-59.27	3.39	13.16	H
	3819	-55.31	-13	-42.31	-67.57	2.64	14.90	V
	5730	-51.11	-13	-38.11	-62.97	2.94	14.80	V
	7644	-49.50	-13	-36.50	-59.27	3.39	13.16	V

Remark: Spurious emissions within 30-1000MHz were found more than 20dB below limit line.

WCDMA Band V(RMC 12.2Kbps)								
Channel	Frequency (MHz)	ERP (dBm)	Limit (dBm)	Over Limit (dB)	S.G. Power (dBm)	TX Cable loss (dB)	TX Antenna Gain (dBi)	Polarization (H/V)
Lowest	1652	-62.41	-13	-49.41	-69.38	1.58	10.70	H
	2480	-60.16	-13	-47.16	-68.41	2.102	12.50	H
	3306	-58.69	-13	-45.69	-67.58	2.856	13.90	H
	1652	-62.96	-13	-49.96	-69.93	1.58	10.70	V
	2480	-59.87	-13	-46.87	-68.12	2.10	12.50	V
	3306	-58.76	-13	-45.76	-67.65	2.86	13.90	V
Middle	1672	-60.64	-13	-47.64	-67.61	1.58	10.70	H
	2510	-60.47	-13	-47.47	-68.72	2.102	12.50	H
	3348	-59.30	-13	-46.30	-68.19	2.856	13.90	H
	1672	-62.02	-13	-49.02	-68.99	1.58	10.70	V
	2510	-60.08	-13	-47.08	-68.33	2.10	12.50	V
	3348	-59.23	-13	-46.23	-68.12	2.86	13.90	V
Highest	1694	-58.55	-13	-45.55	-65.52	1.58	10.70	H
	2540	-60.35	-13	-47.35	-68.60	2.102	12.50	H
	3384	-59.40	-13	-46.40	-68.29	2.856	13.90	H
	1694	-59.98	-13	-46.98	-66.95	1.58	10.70	V
	2540	-59.74	-13	-46.74	-67.99	2.10	12.50	V
	3384	-58.96	-13	-45.96	-67.85	2.86	13.90	V

Remark: Spurious emissions within 30-1000MHz were found more than 20dB below limit line.



WCDMA Band II(RMC 12.2Kbps)								
Channel	Frequency (MHz)	EIRP (dBm)	Limit (dBm)	Over Limit (dB)	S.G. Power (dBm)	TX Cable loss (dB)	TX Antenna Gain (dBi)	Polarization (H/V)
Lowest	3705	-55.72	-13	-42.72	-67.98	2.64	14.90	H
	5556	-51.21	-13	-38.21	-63.07	2.94	14.80	H
	7404	-49.72	-13	-36.72	-59.49	3.39	13.16	H
	3705	-55.75	-13	-42.75	-68.01	2.64	14.90	V
	5556	-52.68	-13	-39.68	-64.54	2.94	14.80	V
	7404	-49.95	-13	-36.95	-59.72	3.39	13.16	V
Middle	3759	-55.35	-13	-42.35	-67.61	2.64	14.90	H
	5640	-51.60	-13	-38.60	-63.46	2.94	14.80	H
	7524	-49.93	-13	-36.93	-59.70	3.39	13.16	H
	3759	-55.97	-13	-42.97	-68.23	2.64	14.90	V
	5640	-52.54	-13	-39.54	-64.40	2.94	14.80	V
	7524	-49.42	-13	-36.42	-59.19	3.39	13.16	V
Highest	3816	-55.15	-13	-42.15	-67.41	2.641	14.90	H
	5724	-51.28	-13	-38.28	-63.14	2.94	14.80	H
	7632	-49.64	-13	-36.64	-59.41	3.39	13.16	H
	3816	-55.74	-13	-42.74	-68.00	2.64	14.90	V
	5724	-52.10	-13	-39.10	-63.96	2.94	14.80	V
	7632	-49.86	-13	-36.86	-59.63	3.39	13.16	V

Remark: Spurious emissions within 30-1000MHz were found more than 20dB below limit line.

WCDMA Band IV(RMC 12.2Kbps)								
Channel	Frequency (MHz)	EIRP (dBm)	Limit (dBm)	Over Limit (dB)	S.G. Power (dBm)	TX Cable loss (dB)	TX Antenna Gain (dBi)	Polarization (H/V)
Lowest	3426	-56.03	-13	-43.03	-66.77	2.604	13.34	H
	5136	-51.19	-13	-38.19	-61.70	3.011	13.52	H
	6852	-50.69	-13	-37.69	-60.89	3.271	13.47	H
	3426	-56.09	-13	-43.09	-66.83	2.604	13.34	V
	5136	-53.10	-13	-40.10	-63.61	3.011	13.52	V
	6852	-50.74	-13	-37.74	-60.94	3.271	13.47	V
Middle	3465	-55.80	-13	-42.80	-66.54	2.604	13.34	H
	5199	-50.41	-13	-37.41	-60.92	3.011	13.52	H
	6936	-50.82	-13	-37.82	-61.02	3.271	13.47	H
	3465	-55.91	-13	-42.91	-66.65	2.604	13.34	V
	5199	-52.19	-13	-39.19	-62.70	3.011	13.52	V
	6936	-51.19	-13	-38.19	-61.39	3.271	13.47	V
Highest	3504	-56.18	-13	-43.18	-66.92	2.604	13.34	H
	5259	-50.89	-13	-37.89	-61.40	3.011	13.52	H
	7008	-50.24	-13	-37.24	-60.44	3.271	13.47	H
	3504	-56.04	-13	-43.04	-66.78	2.604	13.34	V
	5259	-52.93	-13	-39.93	-63.44	3.011	13.52	V
	7008	-50.60	-13	-37.60	-60.80	3.271	13.47	V

Remark: Spurious emissions within 30-1000MHz were found more than 20dB below limit line.