



FCC RF Test Report

FCC ID : UZ7ET45BA
EQUIPMENT : Tablet
BRAND NAME : Zebra
MODEL NAME : ET45BA
APPLICANT : Zebra Technologies Corporation
1 Zebra Plaza, Holtsville, NY 11742
MANUFACTURER : Zebra Technologies Corporation
1 Zebra Plaza, Holtsville, NY 11742
STANDARD : FCC Part 15 Subpart C §15.247
CLASSIFICATION : (DTS) Digital Transmission System
TEST DATE(S) : Jun. 12, 2022 ~ Jul. 18, 2022

We, Sporton International Inc. (Kunshan), would like to declare that the tested sample has been evaluated in accordance with the test procedures and has been in compliance with the applicable technical standards.

The test results in this report apply exclusively to the tested model / sample. Without written approval of Sporton International Inc. (Kunshan), the test report shall not be reproduced except in full.

Jason Jia

Approved by: Jason Jia



Sporton International Inc. (Kunshan)

No. 1098, Pengxi North Road, Kunshan Economic Development Zone Jiangsu Province 215300
People's Republic of China



TABLE OF CONTENTS

REVISION HISTORY..... 3

SUMMARY OF TEST RESULT 4

1 GENERAL DESCRIPTION..... 5

 1.1 Product Feature of Equipment Under Test..... 5

 1.2 Product Specification of Equipment Under Test..... 5

 1.3 Modification of EUT 5

 1.4 Testing Location 6

 1.5 Test Software..... 6

 1.6 Applicable Standards..... 6

2 TEST CONFIGURATION OF EQUIPMENT UNDER TEST..... 7

 2.1 Carrier Frequency Channel 7

 2.2 Test Mode..... 8

 2.3 Connection Diagram of Test System..... 9

 2.4 Support Unit used in test configuration and system 10

 2.5 EUT Operation Test Setup 10

 2.6 Measurement Results Explanation Example..... 10

3 TEST RESULT 11

 3.1 6dB and 99% Bandwidth Measurement 11

 3.2 Output Power Measurement..... 20

 3.3 Power Spectral Density Measurement 22

 3.4 Conducted Band Edges and Spurious Emission Measurement 33

 3.5 Radiated Band Edges and Spurious Emission Measurement 42

 3.6 AC Conducted Emission Measurement..... 46

 3.7 Antenna Requirements 48

4 LIST OF MEASURING EQUIPMENT..... 49

5 UNCERTAINTY OF EVALUATION..... 50

APPENDIX A. AC CONDUCTED EMISSION TEST RESULT

APPENDIX B. RADIATED SPURIOUS EMISSION

APPENDIX C. RADIATED SPURIOUS EMISSION PLOTS

APPENDIX D. DUTY CYCLE PLOTS

APPENDIX E. SETUP PHOTOGRAPHS



SUMMARY OF TEST RESULT

Report Section	FCC Rule	Description	Limit	Result	Remark
3.1	15.247(a)(2)	6dB Bandwidth	≥ 0.5MHz	Pass	-
3.1	-	99% Bandwidth	-	Report only	-
3.2	15.247(b)(3)	Peak Output Power	≤ 30dBm	Pass	-
3.3	15.247(e)	Power Spectral Density	≤ 8dBm/3kHz	Pass	-
3.4	15.247(d)	Conducted Band Edges and Spurious Emission	≤ 20dBc	Pass	-
3.5	15.247(d)	Radiated Band Edges and Spurious Emission	15.209(a) & 15.247(d)	Pass	Under limit 8.42 dB at 30.970 MHz
3.6	15.207	AC Conducted Emission	15.207(a)	Pass	Under limit 15.75 dB at 0.184 MHz
3.7	15.203 & 15.247(b)	Antenna Requirement	15.203 & 15.247(b)	Pass	-

Declaration of Conformity:

The test results with all measurement uncertainty excluded are presented in accordance with the regulation limits or requirements declared by manufacturers.

Comments and Explanations:

The declared of product specification for EUT presented in the report are provided by the manufacturer, and the manufacturer takes all the responsibilities for the accuracy of product specification.



1 General Description

1.1 Product Feature of Equipment Under Test

Product Feature	
Equipment	Tablet
Brand Name	Zebra
Model Name	ET45BA
FCC ID	UZ7ET45BA
HW Version	EV2-2
SW Version	ET45USERDEBUG 11 11-10-12.00-RG-U00-PRD-GSE MXJ release-keys
MFD	12MAY22
EUT Stage	Identical Prototype

Remark: The above EUT's information was declared by manufacturer. Please refer to the specifications or user's manual for more detailed description.

Specification of Accessory				
Battery	Brand Name	Zebra	Model Number	BT-000455

Supported Unit used in test configuration and system				
AC Adapter	Brand Name	Zebra	Part Number	PWR-WUA5V12W0US
Earphone 1	Brand Name	Zebra	Part Number	HDST-35MM-PTVP-01
Earphone 2	Brand Name	Zebra	Part Number	HDST-USBC-PTT1-01
USB Cable (Type C to Type A)	Brand Name	Zebra	Part Number	CBL-TC5X-USBC2A-01
Type C-Audio Cable (Type C to 3.5mm)	Brand Name	Zebra	Part Number	ADP-USBC-35MM1-01

1.2 Product Specification of Equipment Under Test

Standards-related Product Specification	
Tx/Rx Frequency Range	2402 MHz ~ 2480 MHz
Number of Channels	40
Carrier Frequency of Each Channel	40 Channel(37 hopping + 3 advertising channel)
Maximum Output Power to Antenna	Bluetooth LE 1Mbps: 6.71 dBm (0.0047 W) Bluetooth LE 2Mbps: 7.02 dBm (0.0050 W)
99% Occupied Bandwidth	Bluetooth LE 1Mbps: 1.043MHz Bluetooth LE 2Mbps: 2.038MHz
Antenna Type / Gain	IFA Antenna with gain 1.39 dBi
Type of Modulation	Bluetooth LE : GFSK

1.3 Modification of EUT

No modifications are made to the EUT during all test items.



1.4 Testing Location

Sporton International Inc. (Kunshan) is accredited to ISO/IEC 17025:2017 by American Association for Laboratory Accreditation with Certificate Number 5145.02.

Test Firm	Sporton International Inc. (Kunshan)		
Test Site Location	No. 1098, Pengxi North Road, Kunshan Economic Development Zone Jiangsu Province 215300 People's Republic of China TEL : +86-512-57900158 FAX : +86-512-57900958		
Test Site No.	Sporton Site No.	FCC Designation No.	FCC Test Firm Registration No.
	CO01-KS 03CH05-KS TH01-KS	CN1257	314309

1.5 Test Software

Item	Site	Manufacturer	Name	Version
1.	03CH05-KS	AUDIX	E3	6.2009-8-24al
2.	CO01-KS	AUDIX	E3	6.2009-8-24

1.6 Applicable Standards

According to the specifications of the manufacturer, the EUT must comply with the requirements of the following standards:

- 47 CFR Part 15 Subpart C §15.247
- FCC KDB 558074 D01 15.247 Meas Guidance v05r02
- ANSI C63.10-2013

Remark:

1. All test items were verified and recorded according to the standards and without any deviation during the test.
2. This EUT has also been tested and complied with the requirements of FCC Part 15, Subpart B, recorded in a separate test report.



2 Test Configuration of Equipment Under Test

2.1 Carrier Frequency Channel

Frequency Band	Channel	Freq. (MHz)	Channel	Freq. (MHz)
2400-2483.5 MHz	0	2402	21	2444
	1	2404	22	2446
	2	2406	23	2448
	3	2408	24	2450
	4	2410	25	2452
	5	2412	26	2454
	6	2414	27	2456
	7	2416	28	2458
	8	2418	29	2460
	9	2420	30	2462
	10	2422	31	2464
	11	2424	32	2466
	12	2426	33	2468
	13	2428	34	2470
	14	2430	35	2472
	15	2432	36	2474
	16	2434	37	2476
	17	2436	38	2478
	18	2438	39	2480
	19	2440	-	-
20	2442	-	-	



2.2 Test Mode

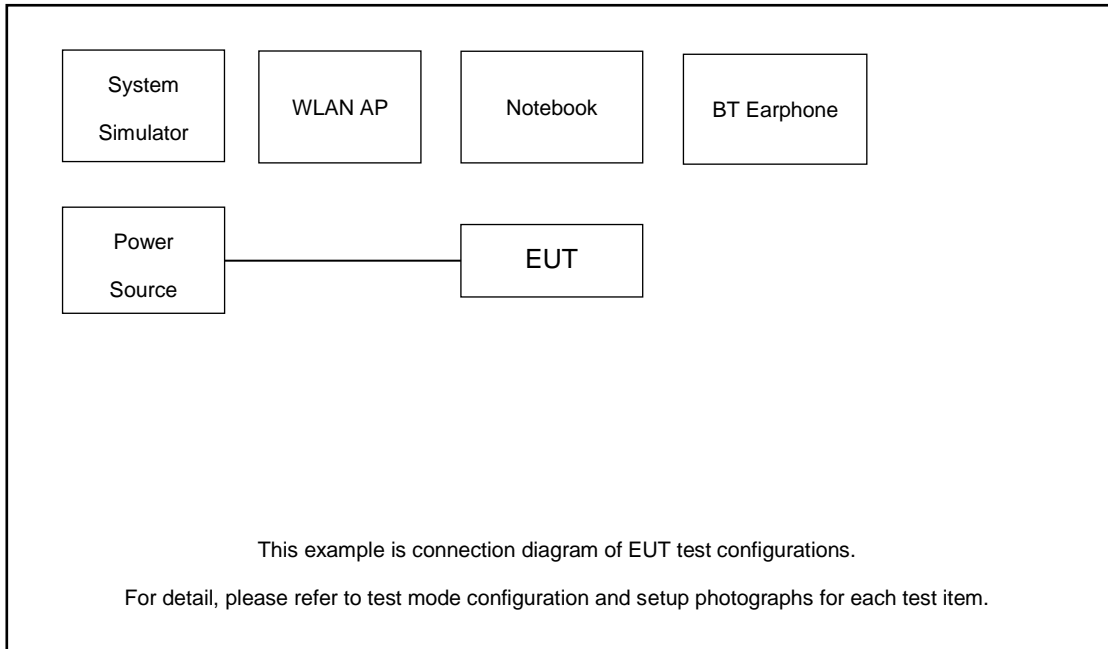
- a. The EUT has been associated with peripherals and configuration operated in a manner tended to maximize its emission characteristics in a typical application. Frequency range investigated: conduction emission (150 kHz to 30 MHz), radiation emission (9 kHz to the 10th harmonic of the highest fundamental frequency or to 40 GHz, whichever is lower). For radiated measurement, pre-scanned in three orthogonal panels, X, Y, Z. The worst cases (Y plane) were recorded in this report.
- b. AC power line Conducted Emission was tested under maximum output power.

The following summary table is showing all test modes to demonstrate in compliance with the standard.

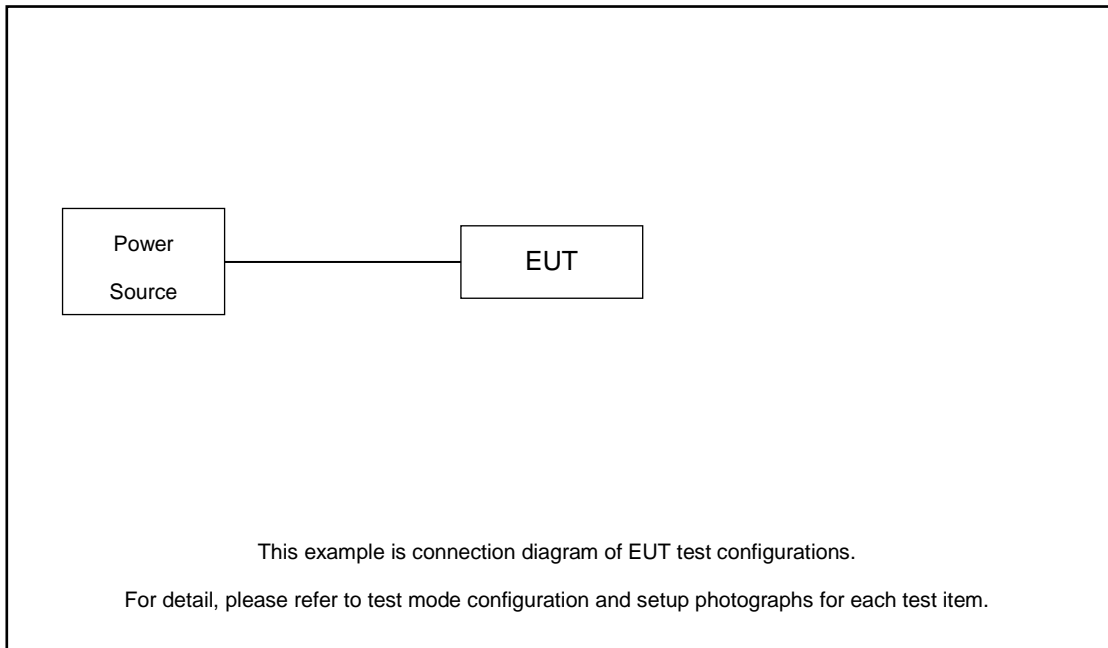
Summary table of Test Cases	
Test Item	Data Rate / Modulation
	Bluetooth LE / GFSK
Conducted TCs	Mode 1: Bluetooth Tx CH00_2402 MHz Mode 2: Bluetooth Tx CH19_2440 MHz Mode 3: Bluetooth Tx CH39_2480 MHz
Radiated TCs	Mode 1: Bluetooth Tx CH00_2402 MHz Mode 2: Bluetooth Tx CH19_2440 MHz Mode 3: Bluetooth Tx CH39_2480 MHz
AC Conducted Emission	Mode 1: LTE Band 5 Idle + Bluetooth Link + WLAN Link (2.4G) + Battery(BT-000455) + USB Cable(CBL-TC5X-USBC2A-01) + Charging from AC Adapter (PWR-WUA5V12W0US)
Remark: The AC Conduction and RSE are tested with accessories from the worst case of Part 15B report.	

2.3 Connection Diagram of Test System

For Conducted Emission



For Radiated Emission





2.4 Support Unit used in test configuration and system

Item	Equipment	Trade Name	Model Name	FCC ID	Data Cable	Power Cord
1.	LTE Base Station	Anritus	MT8821C	N/A	N/A	Unshielded,1.8m
2.	WLAN AP	D-link	DIR-655	KA21R655B1	N/A	Unshielded,1.8m
3.	Notebook	Lenovo	V130-15IKB005	N/A	N/A	AC I/P: Unshielded, 1.8 m DC O/P: Shielded, 1.8 m
4.	Bluetooth Earphone	Lenovo	LBH308	N/A	N/A	N/A

2.5 EUT Operation Test Setup

For BLE function, the engineering test program was provided and enabled to make EUT continuous transmit.

For AC power line conducted emissions, the EUT was set to connect with the WLAN AP under large package sizes transmission.

2.6 Measurement Results Explanation Example

For all conducted test items:

The offset level is set in the spectrum analyzer to compensate the RF cable loss between EUT conducted output port and spectrum analyzer. With the offset compensation, the spectrum analyzer reading level is exactly the EUT RF output level.

Example:

The spectrum analyzer offset is derived from RF cable loss.

Offset = RF cable loss.

Following shows an offset computation example with cable loss 5.6 dB.

$$\begin{aligned} \text{Offset(dB)} &= \text{RF cable loss(dB)} . \\ &= 5.6 \text{ (dB)} \end{aligned}$$

3 Test Result

3.1 6dB and 99% Bandwidth Measurement

3.1.1 Limit of 6dB and 99% Bandwidth

The minimum 6 dB bandwidth shall be at least 500 kHz.

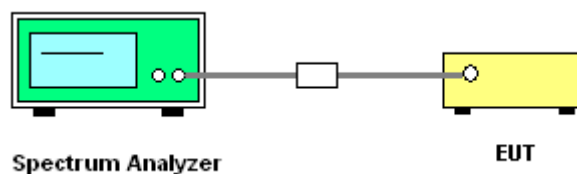
3.1.2 Measuring Instruments

The section 4.0 of List of Measuring Equipment of this test report is used for test.

3.1.3 Test Procedures

1. The testing follows ANSI C63.10-2013 clause 11.8
2. The RF output of EUT was connected to the spectrum analyzer by RF cable and attenuator. The path loss was compensated to the results for each measurement.
3. Set to the maximum power setting and enable the EUT transmit continuously.
4. Make the measurement with the spectrum analyzer's resolution bandwidth (RBW) = 100 kHz. Set the Video bandwidth (VBW) = 300 kHz. In order to make an accurate measurement. The 6 dB bandwidth must be greater than 500 kHz.
5. For 99% Bandwidth Measurement, the spectrum analyzer's resolution bandwidth (RBW) is set 1% to 5% of the 99% OBW and the VBW is set to 3 times of the RBW.
6. Measure and record the results in the test report.

3.1.4 Test Setup



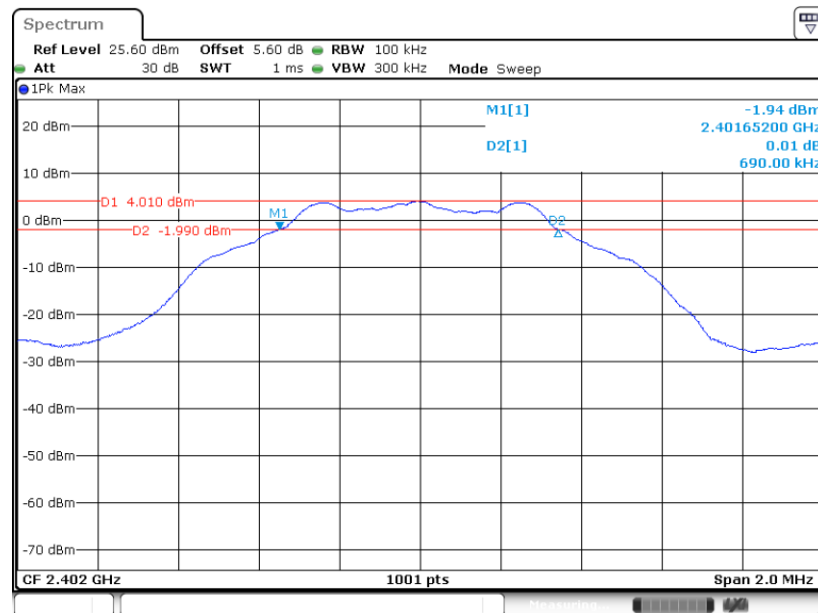


3.1.5 Test Result of 6dB Bandwidth

Mod.	Data Rate	NTX	CH.	Freq. (MHz)	6dB BW (MHz)	6dB BW Limit (MHz)	Pass/Fail
BLE	1Mbps	1	0	2402	0.690	0.50	Pass
BLE	1Mbps	1	19	2440	0.694	0.50	Pass
BLE	1Mbps	1	39	2480	0.692	0.50	Pass
BLE	2Mbps	1	0	1000	1.252	0.50	Pass
BLE	2Mbps	1	19	2440	1.256	0.50	Pass
BLE	2Mbps	1	39	2480	1.248	0.50	Pass

Bluetooth LE 1Mbps

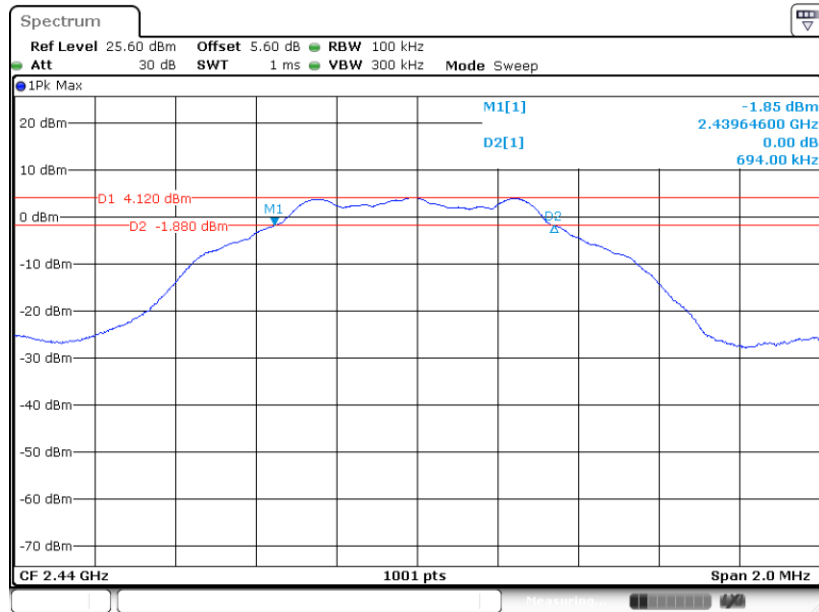
6 dB Bandwidth Plot on Channel 00



Date: 18 JUN 2022 03:12:15

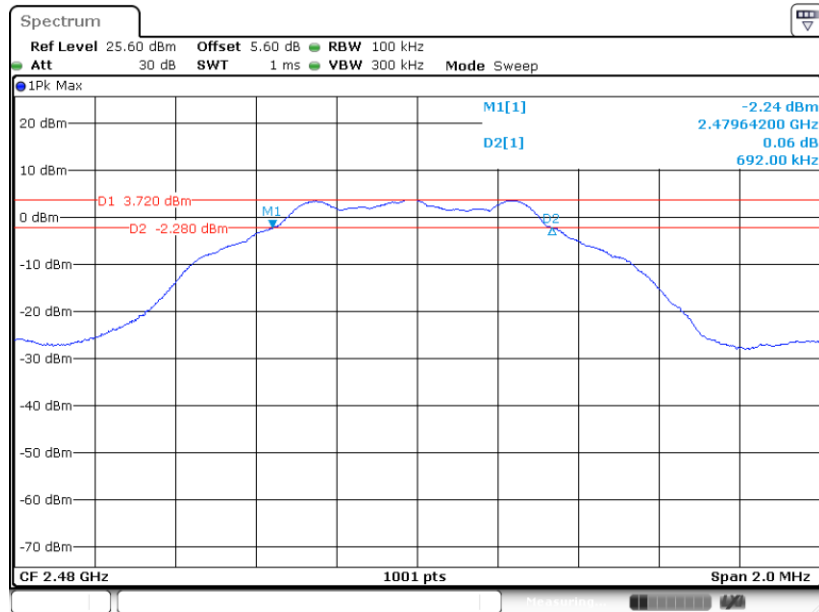


6 dB Bandwidth Plot on Channel 19



Date: 18.JUN.2022 03:15:27

6 dB Bandwidth Plot on Channel 39

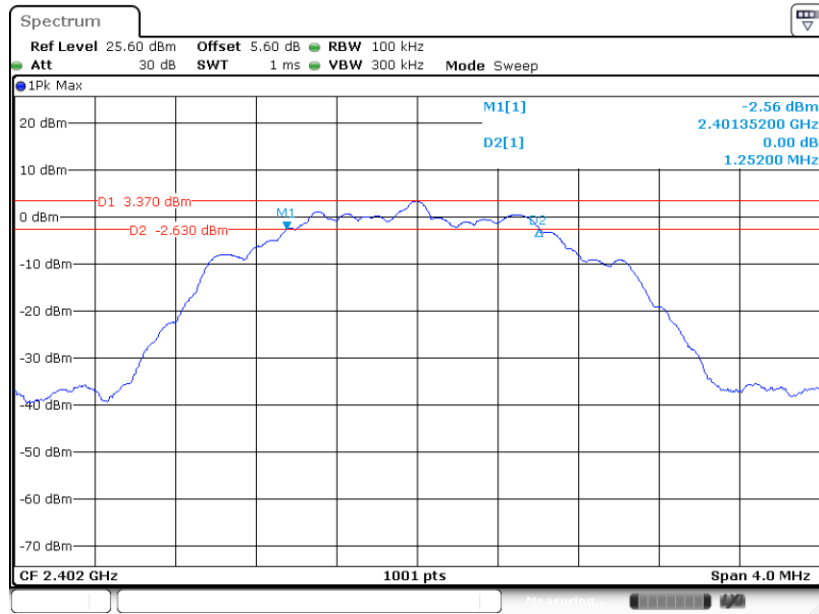


Date: 18.JUN.2022 03:18:19



Bluetooth LE 2Mbps

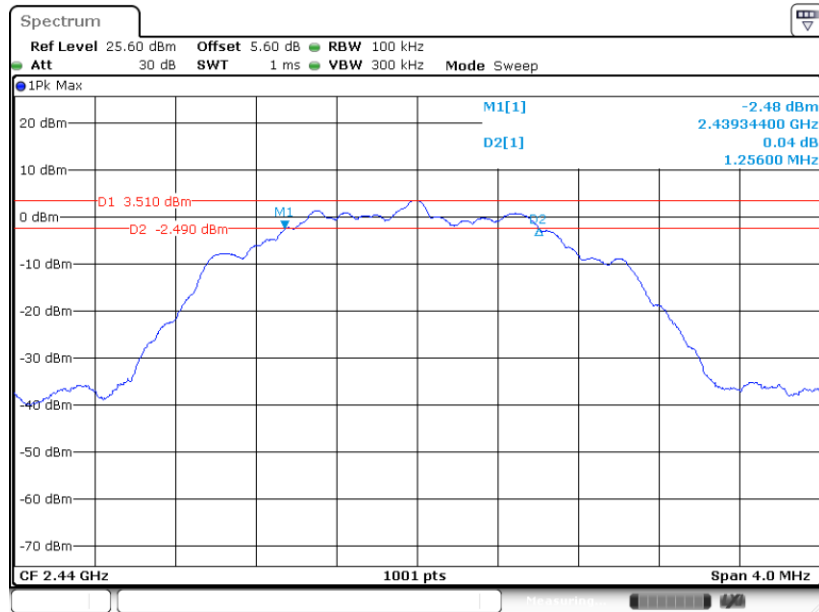
6 dB Bandwidth Plot on Channel 00



Date: 18.JUN.2022 03:21:24

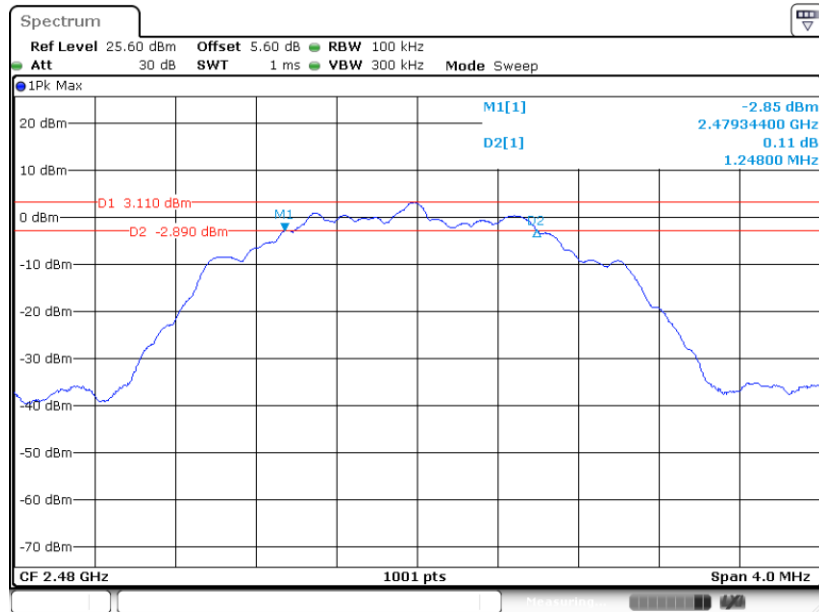


6 dB Bandwidth Plot on Channel 19



Date: 18.JUN.2022 03:24:33

6 dB Bandwidth Plot on Channel 39



Date: 18.JUN.2022 03:27:07

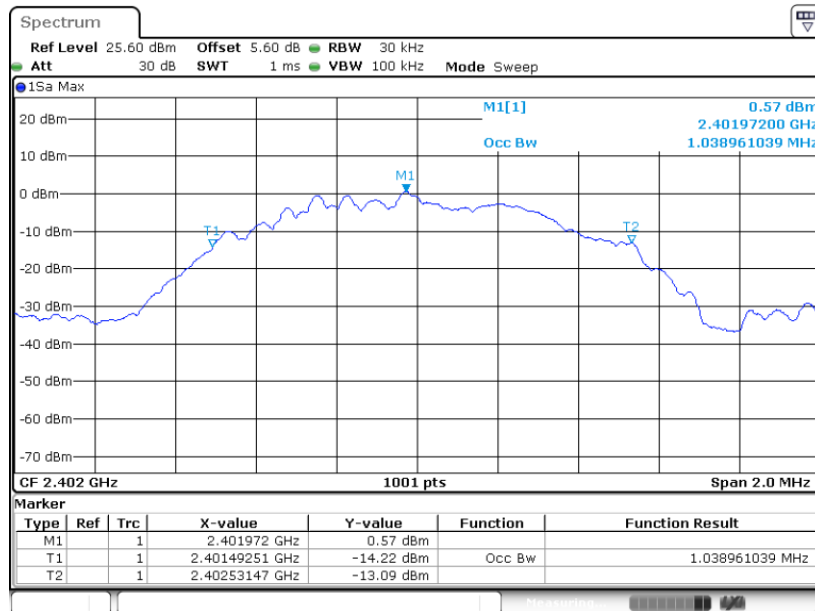


3.1.6 Test Result of 99% Occupied Bandwidth

Mod.	Data Rate	NTX	CH.	Freq. (MHz)	99% Occupied BW (MHz)	Pass/Fail
BLE	1Mbps	1	0	2402	1.039	Pass
BLE	1Mbps	1	19	2440	1.043	Pass
BLE	1Mbps	1	39	2480	1.041	Pass
BLE	2Mbps	1	0	1000	2.038	Pass
BLE	2Mbps	1	19	2440	2.038	Pass
BLE	2Mbps	1	39	2480	2.038	Pass

Bluetooth LE 1Mbps

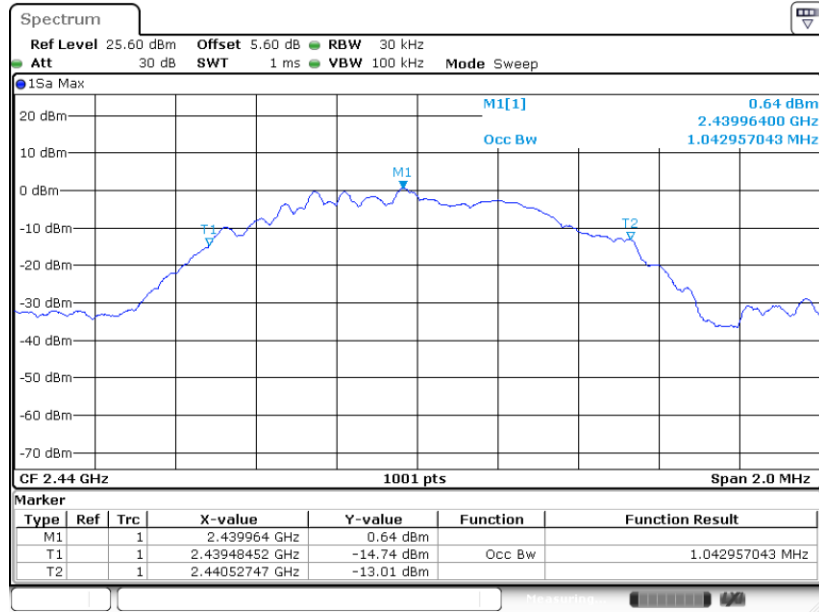
99% Occupied Bandwidth Plot on Channel 00



Date: 18 JUN 2022 03:14:03

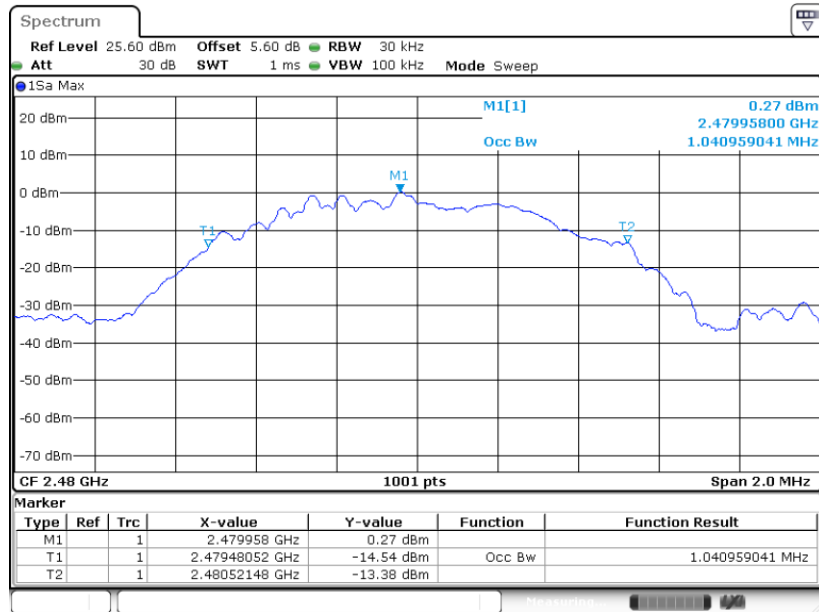


99% Occupied Bandwidth Plot on Channel 19



Date: 18.JUN.2022 03:16:56

99% Occupied Bandwidth Plot on Channel 39

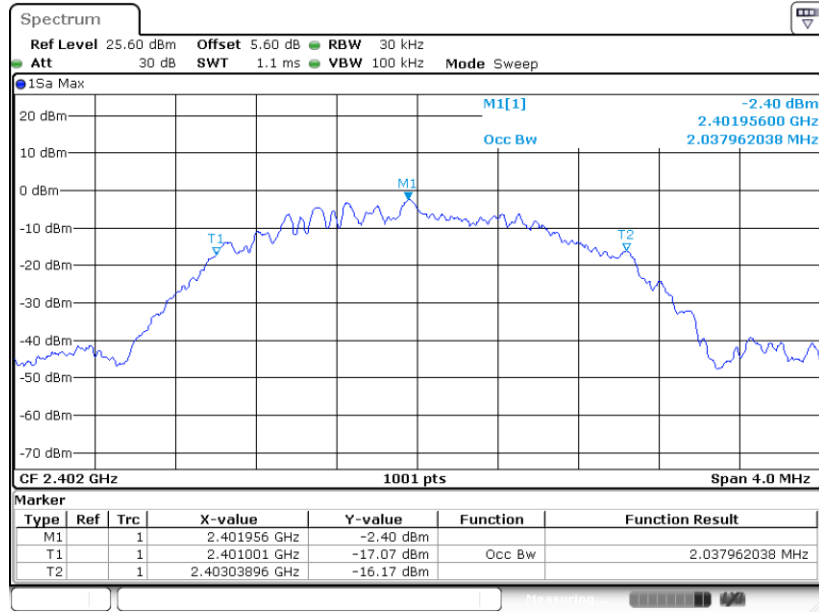


Date: 18.JUN.2022 03:20:08



Bluetooth LE 2Mbps

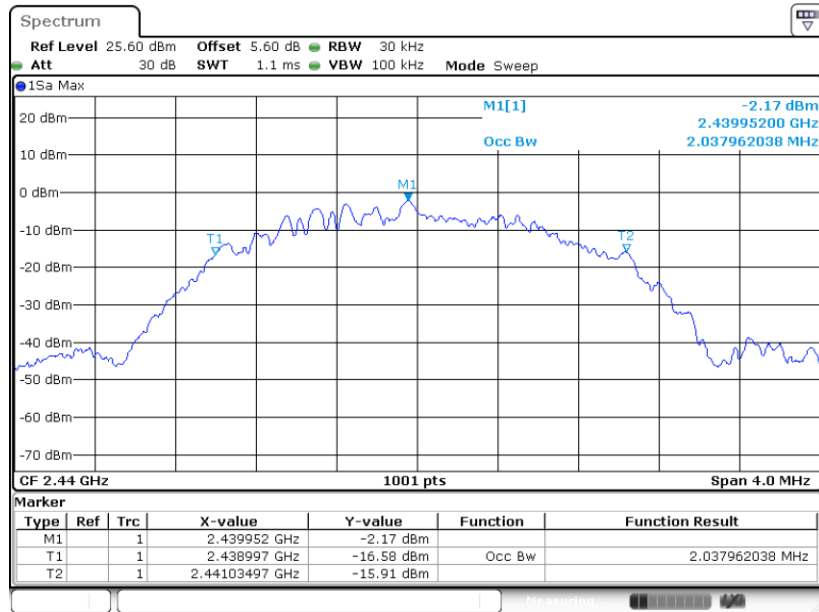
99% Occupied Bandwidth Plot on Channel 00



Date: 18.JUN.2022 03:23:12

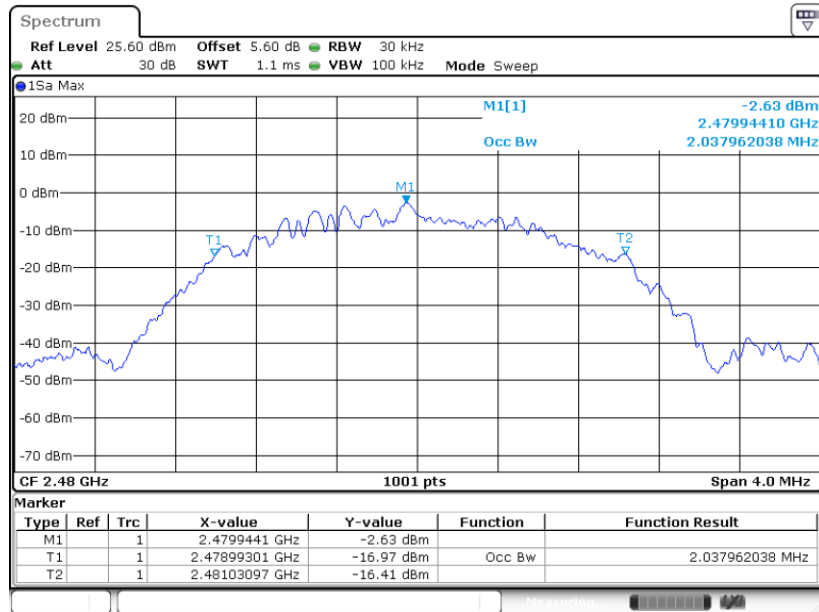


99% Occupied Bandwidth Plot on Channel 19



Date: 18.JUN.2022 03:26:03

99% Occupied Bandwidth Plot on Channel 39



Date: 18.JUN.2022 03:28:55

Note : The occupied channel bandwidth is maintained within the band of operation for all of the modulations.

3.2 Output Power Measurement

3.2.1 Limit of Output Power

For systems using digital modulation in the 2400-2483.5MHz, the limit for peak output power is 30dBm. If transmitting antenna of directional gain greater than 6dBi is used, the peak output power from the intentional radiator shall be reduced below the above stated value by the amount in dB that the directional gain of the antenna exceeds 6 dBi. In case of point-to-point operation, the limit has to be reduced by 1dB for every 3dB that the directional gain of the antenna exceeds 6dBi.

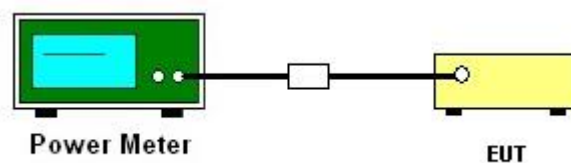
3.2.2 Measuring Instruments

The section 4.0 of List of Measuring Equipment of this test report is used for test.

3.2.3 Test Procedures

1. The testing follows the Measurement Procedure of ANSI C63.10-2013 clause 11.9.1.3 PKPM1 Peak power meter or ANSI C63.10-2013 clause 11.9.2.3.1 Method AVGPM method.
2. The RF output of EUT was connected to the power meter by RF cable and attenuator. The path loss was compensated to the results for each measurement.
3. Set to the maximum power setting and enable the EUT transmit continuously.
4. Measure the conducted output power and record the results in the test report.

3.2.4 Test Setup





3.2.5 Test Result of Peak Output Power

Mod.	Data Rate	NTX	CH.	Freq. (MHz)	Peak Conducted Power (dBm)	Conducted Power Limit (dBm)	DG (dBi)	EIRP Power (dBm)	EIRP Power Limit (dBm)	Pass /Fail
BLE	1Mbps	1	0	2402	6.10	30.00	1.39	7.49	36.00	Pass
BLE	1Mbps	1	19	2440	6.71	30.00	1.39	8.10	36.00	Pass
BLE	1Mbps	1	39	2480	6.66	30.00	1.39	8.05	36.00	Pass

Mod.	Data Rate	NTX	CH.	Freq. (MHz)	Peak Conducted Power (dBm)	Conducted Power Limit (dBm)	DG (dBi)	EIRP Power (dBm)	EIRP Power Limit (dBm)	Pass /Fail
BLE	2Mbps	1	0	2402	6.47	30.00	1.39	7.86	36.00	Pass
BLE	2Mbps	1	19	2440	7.02	30.00	1.39	8.41	36.00	Pass
BLE	2Mbps	1	39	2480	6.87	30.00	1.39	8.26	36.00	Pass

3.2.6 Test Result of Average Output Power (Reporting Only)

Mod.	Data Rate	NTX	CH.	Freq. (MHz)	Duty Factor (dB)	Average Conducted Power (dBm)
BLE	1Mbps	1	0	2402	2.17	5.23
BLE	1Mbps	1	19	2440	2.17	5.84
BLE	1Mbps	1	39	2480	2.17	5.54

Mod.	Data Rate	NTX	CH.	Freq. (MHz)	Duty Factor (dB)	Average Conducted Power (dBm)
BLE	2Mbps	1	0	2402	5.08	5.05
BLE	2Mbps	1	19	2440	5.08	5.77
BLE	2Mbps	1	39	2480	5.08	5.73

3.3 Power Spectral Density Measurement

3.3.1 Limit of Power Spectral Density

The peak power spectral density shall not be greater than 8dBm in any 3kHz band at any time interval of continuous transmission.

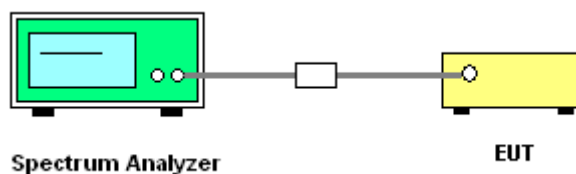
3.3.2 Measuring Instruments

The section 4.0 of List of Measuring Equipment of this test report is used for test.

3.3.3 Test Procedures

1. The testing follows Measurement Procedure of ANSI C63.10-2013 clause 11.10.2 Method PKPSD.
2. The RF output of EUT was connected to the spectrum analyzer by RF cable and attenuator. The path loss was compensated to the results for each measurement.
3. Set to the maximum power setting and enable the EUT transmit continuously.
4. Make the measurement with the spectrum analyzer's resolution bandwidth (RBW) = 3 kHz. Video bandwidth VBW = 10 kHz In order to make an accurate measurement, set the span to 1.5 times DTS Channel Bandwidth. (6dB BW)
5. Detector = peak, Sweep time = auto couple, Trace mode = max hold, Allow trace to fully stabilize. Use the peak marker function to determine the maximum power level.
6. Measure and record the results in the test report.
7. The Measured power density (dBm)/ 100kHz is a reference level and used as 20dBc down limit line for Conducted Band Edges and Conducted Spurious Emission.

3.3.4 Test Setup





3.3.5 Test Result of Power Spectral Density

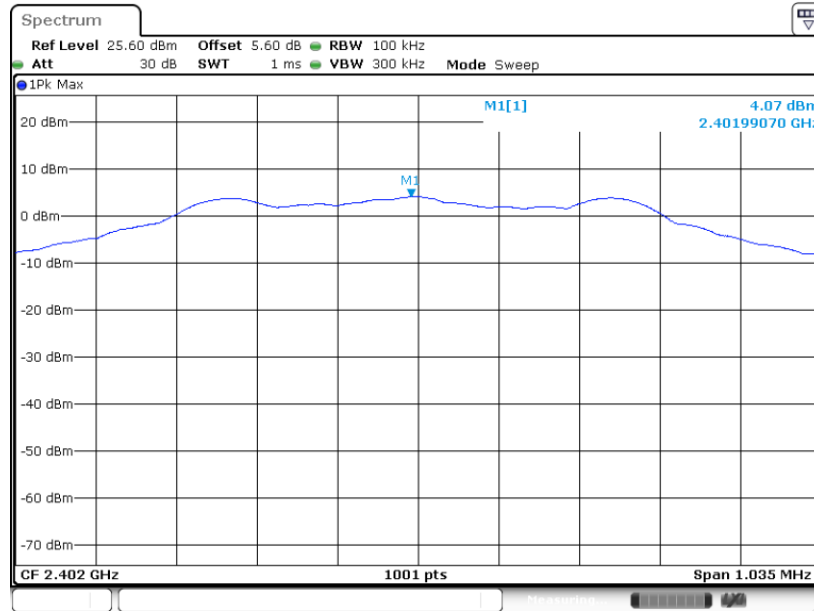
Mod.	Data Rate	NTX	CH.	Freq. (MHz)	Peak PSD (dBm /100kHz)	DG (dBi)	Pass/Fail
BLE	1Mbps	1	0	2402	4.07	1.39	Pass
BLE	1Mbps	1	19	2440	4.15	1.39	Pass
BLE	1Mbps	1	39	2480	3.79	1.39	Pass
BLE	2Mbps	1	0	2402	3.44	1.39	Pass
BLE	2Mbps	1	19	2440	3.63	1.39	Pass
BLE	2Mbps	1	39	2480	3.19	1.39	Pass



3.3.6 Test Result of Power Spectral Density Plots (100kHz)

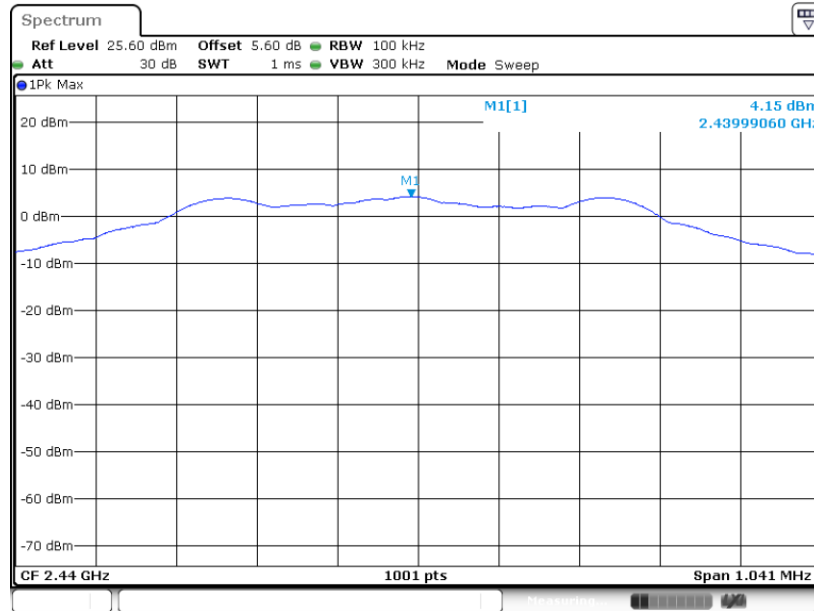
Bluetooth LE 1Mbps

PSD 100kHz Plot on Channel 00



Date: 18.JUN.2022 03:12:53

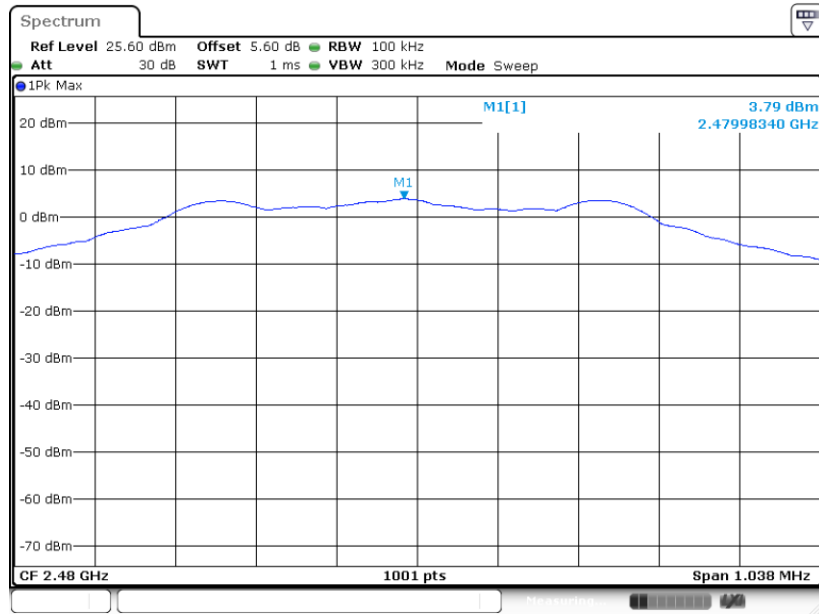
PSD 100kHz Plot on Channel 19



Date: 18.JUN.2022 03:16:05



PSD 100kHz Plot on Channel 39

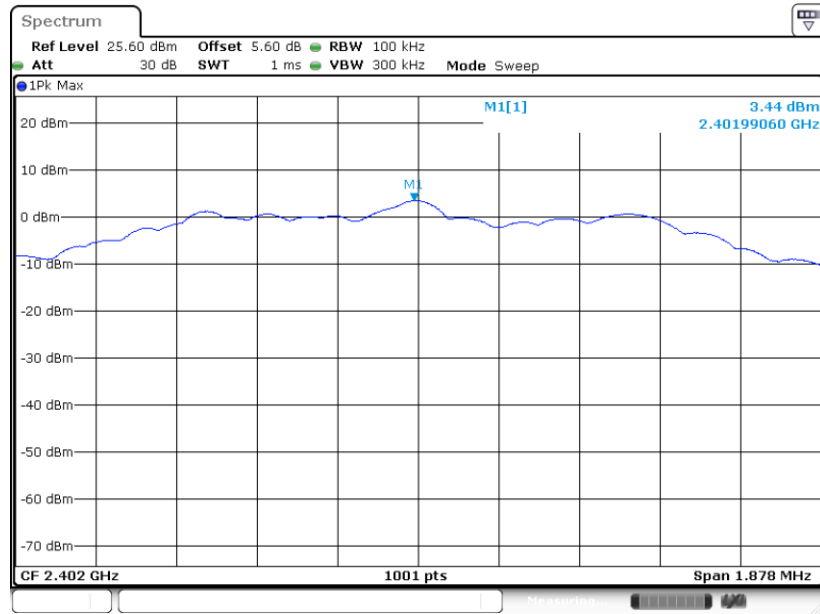


Date: 18.JUN.2022 03:18:57



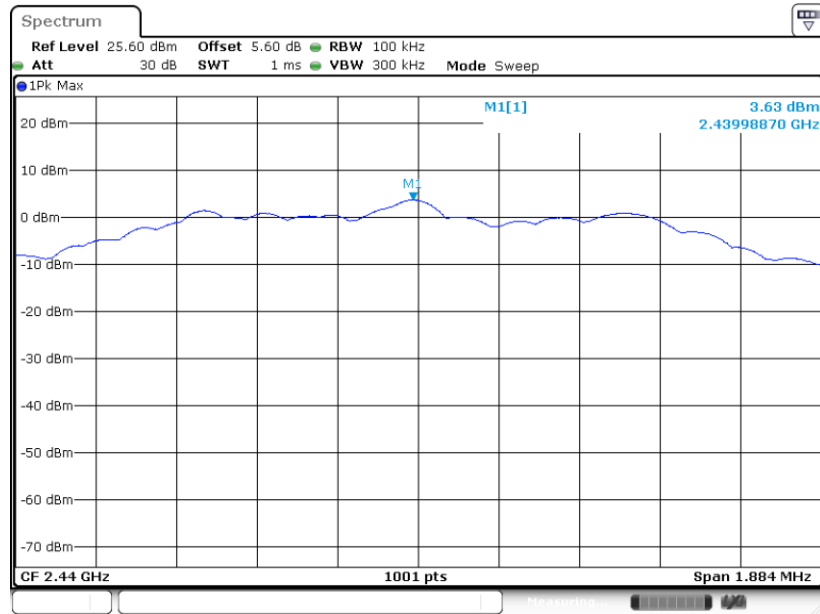
Bluetooth LE 2Mbps

PSD 100kHz Plot on Channel 00



Date: 18.JUN.2022 03:22:02

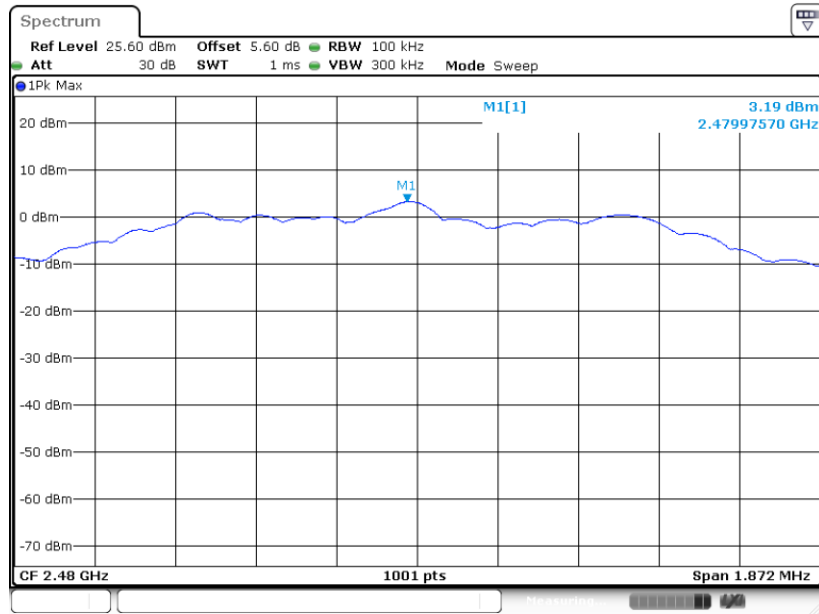
PSD 100kHz Plot on Channel 19



Date: 18.JUN.2022 03:25:12



PSD 100kHz Plot on Channel 39



Date: 18.JUN.2022 03:27:45



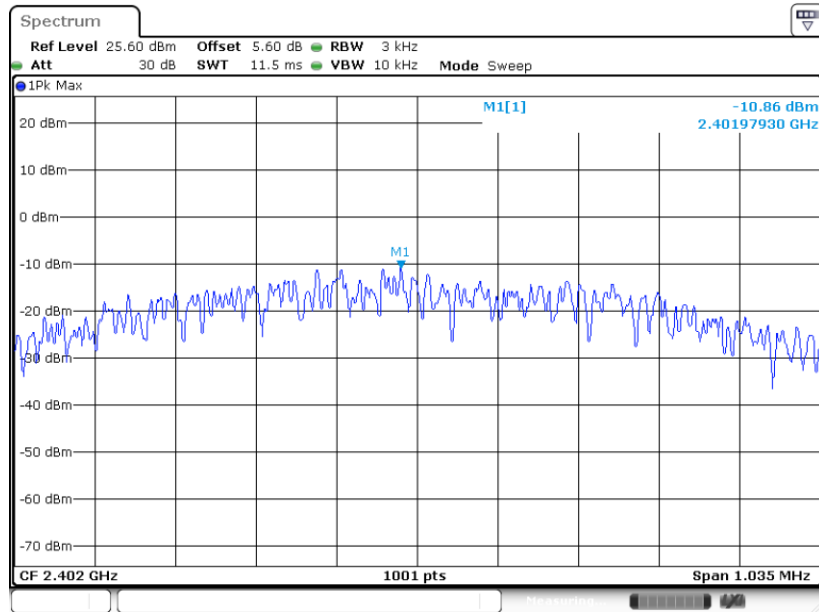
3.3.7 Test Result of Power Spectral Density Plots (3kHz)

Mod.	Data Rate	NTX	CH.	Freq. (MHz)	Peak PSD (dBm /3kHz)	DG (dBi)	Peak PSD Limit (dBm /3kHz)	Pass/Fail
BLE	1Mbps	1	0	2402	-10.86	1.39	8.00	Pass
BLE	1Mbps	1	19	2440	-10.83	1.39	8.00	Pass
BLE	1Mbps	1	39	2480	-11.16	1.39	8.00	Pass
BLE	2Mbps	1	0	2402	-13.39	1.39	8.00	Pass
BLE	2Mbps	1	19	2440	-13.14	1.39	8.00	Pass
BLE	2Mbps	1	39	2480	-13.56	1.39	8.00	Pass



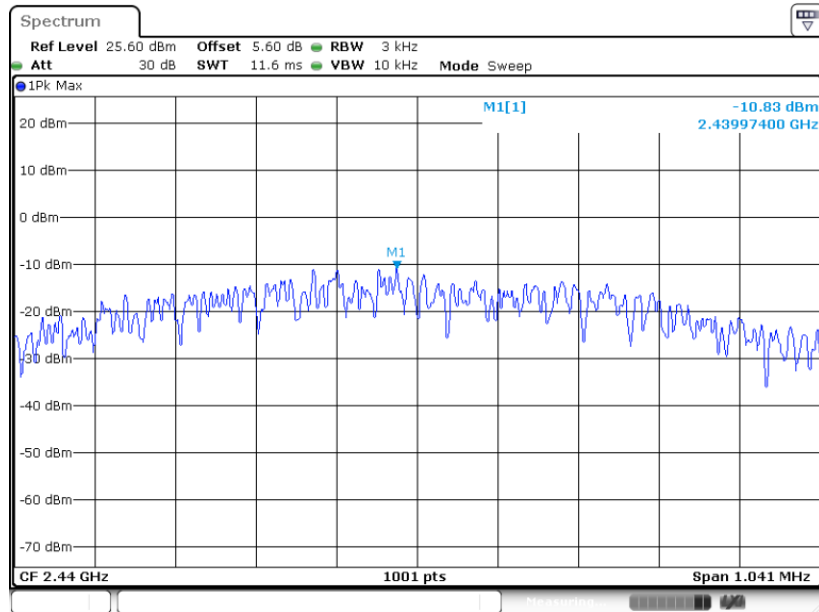
Bluetooth LE 1Mbps

PSD 3kHz Plot on Channel 00



Date: 18.JUN.2022 03:12:34

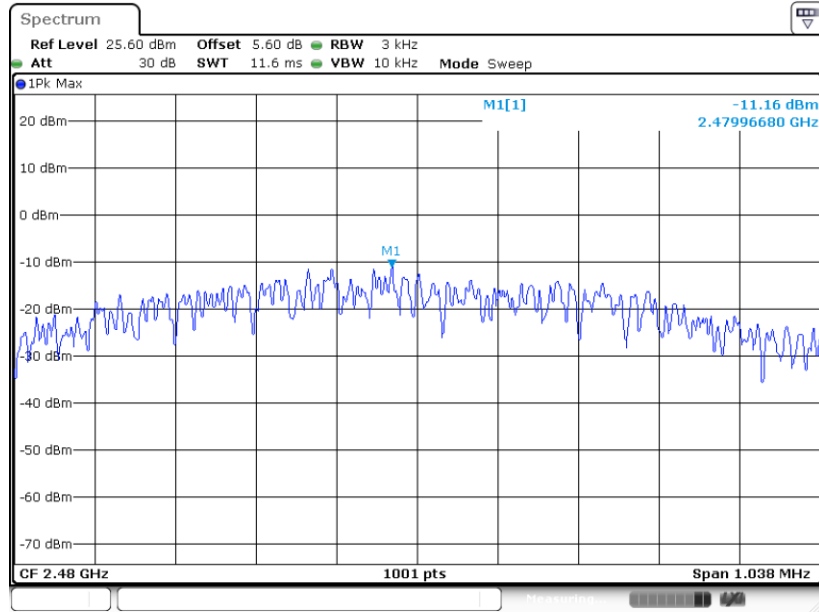
PSD 3kHz Plot on Channel 19



Date: 18.JUN.2022 03:15:46



PSD 3kHz Plot on Channel 39

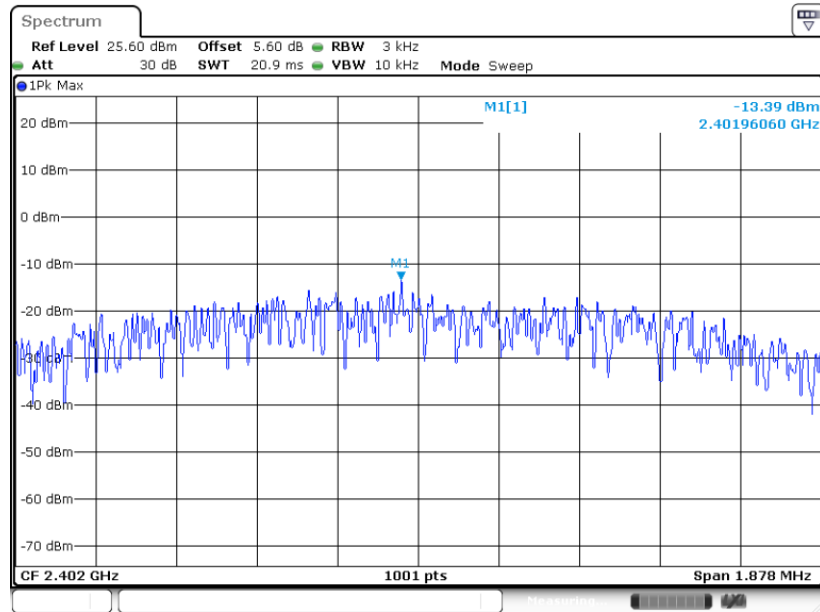


Date: 18.JUN.2022 03:18:38



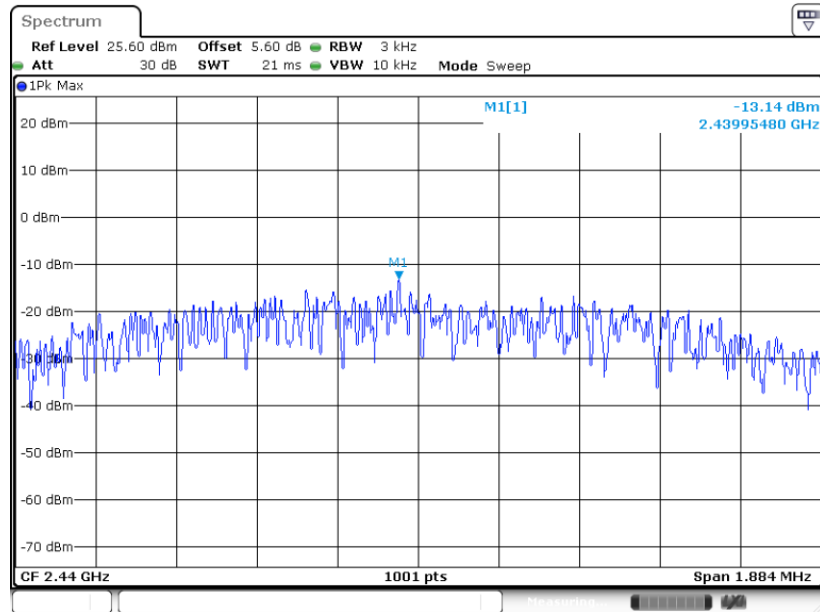
Bluetooth LE 2Mbps

PSD 3kHz Plot on Channel 00



Date: 18.JUN.2022 03:21:43

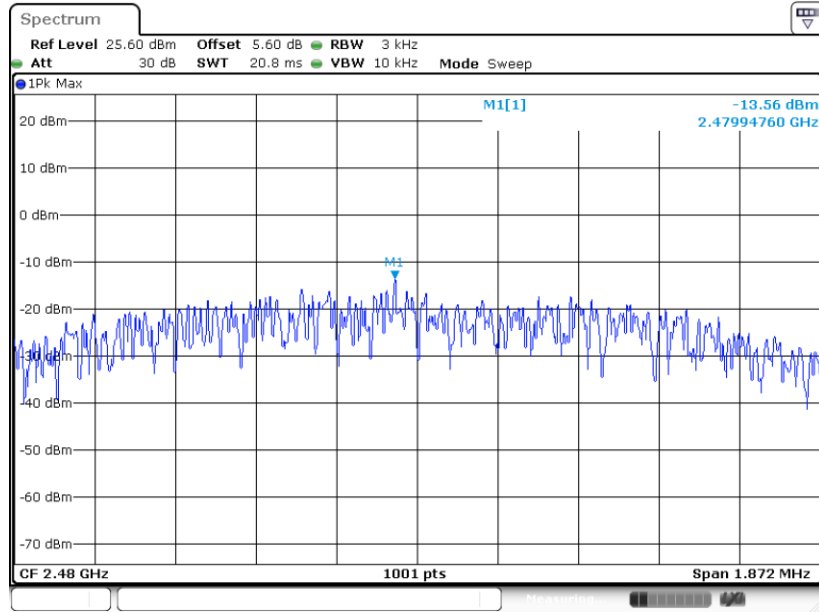
PSD 3kHz Plot on Channel 19



Date: 18.JUN.2022 03:24:53



PSD 3kHz Plot on Channel 39



Date: 18.JUN.2022 03:27:26

3.4 Conducted Band Edges and Spurious Emission Measurement

3.4.1 Limit of Conducted Band Edges and Spurious Emission

All harmonics/spurious must be at least 20 dB down from the highest emission level within the authorized band.

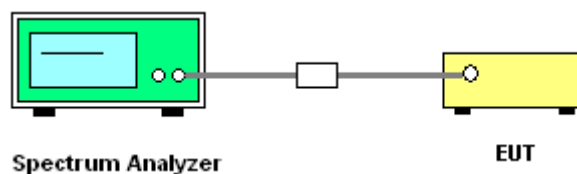
3.4.2 Measuring Instruments

The section 4.0 of List of Measuring Equipment of this test report is used for test.

3.4.3 Test Procedure

1. The testing follows ANSI C63.10-2013 clause 11.13
2. The RF output of EUT was connected to the spectrum analyzer by RF cable and attenuator. The path loss was compensated to the results for each measurement.
3. Set to the maximum power setting and enable the EUT transmit continuously.
4. Set RBW = 100 kHz, VBW=300 kHz, Peak Detector. Unwanted Emissions measured in any 100 kHz bandwidth outside of the authorized frequency band shall be attenuated by at least 20 dB relative to the maximum in-band peak PSD level in 100 kHz when maximum peak conducted output power procedure is used. If the transmitter complies with the conducted power limits based on the use of RMS averaging over a time interval, the attenuation required under this paragraph shall be 30 dB instead of 20 dB.
5. Measure and record the results in the test report.
6. The RF fundamental frequency should be excluded against the limit line in the operating frequency band.

3.4.4 Test Setup

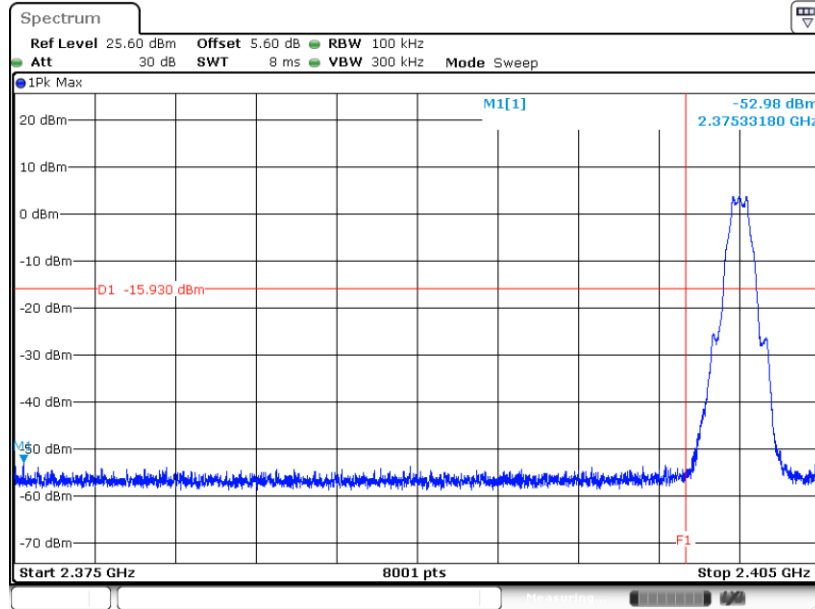




3.4.5 Test Result of Conducted Band Edges Plots

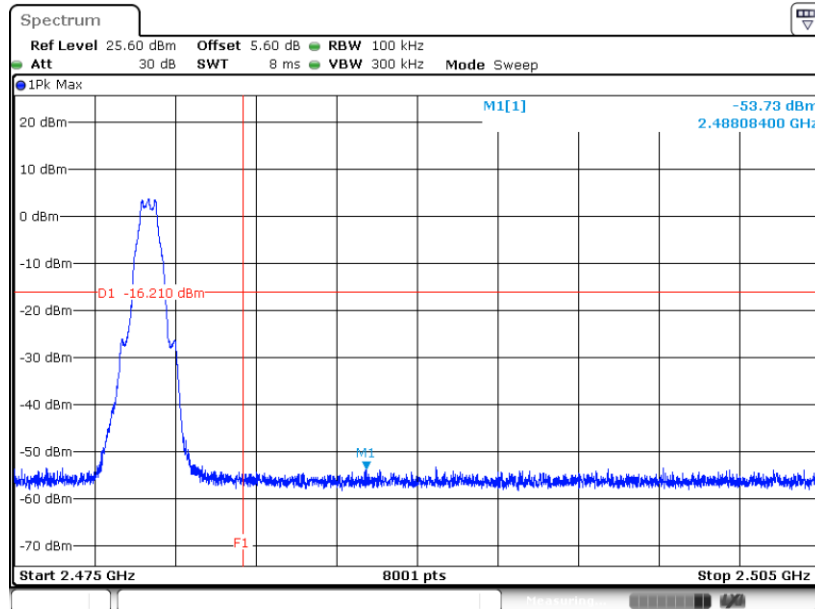
Bluetooth LE 1Mbps

Low Band Edge Plot on Channel 00



Date: 18.JUN.2022 03:13:13

High Band Edge Plot on Channel 39

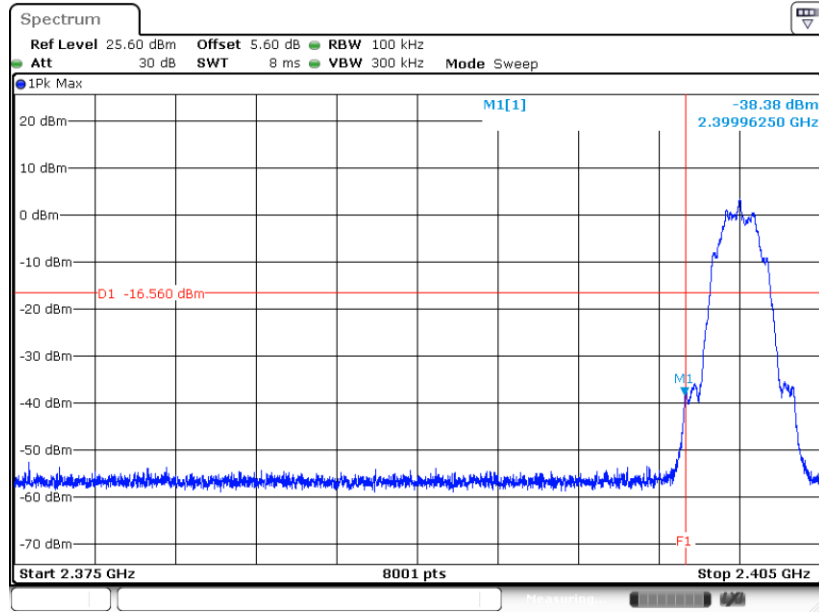


Date: 18.JUN.2022 03:19:17



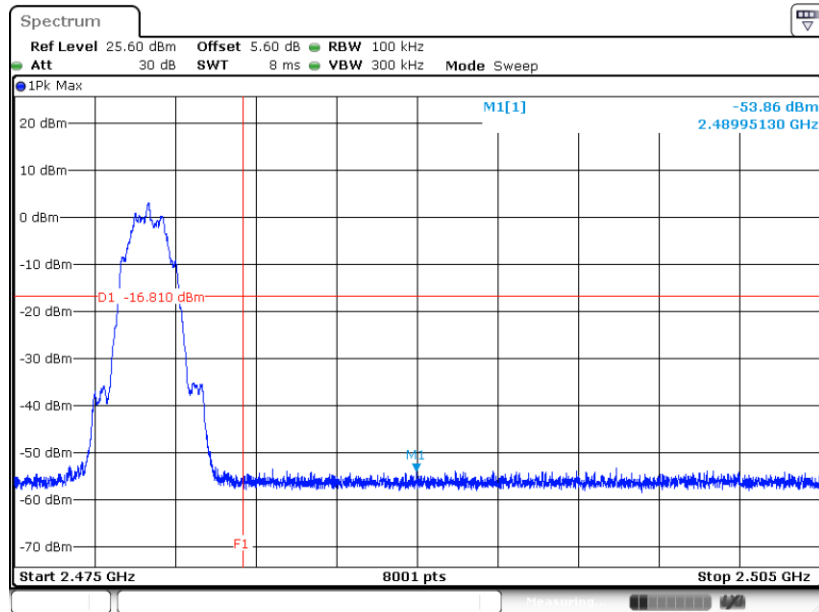
Bluetooth LE 2Mbps

Low Band Edge Plot on Channel 00



Date: 18 JUN. 2022 03:22:21

High Band Edge Plot on Channel 39



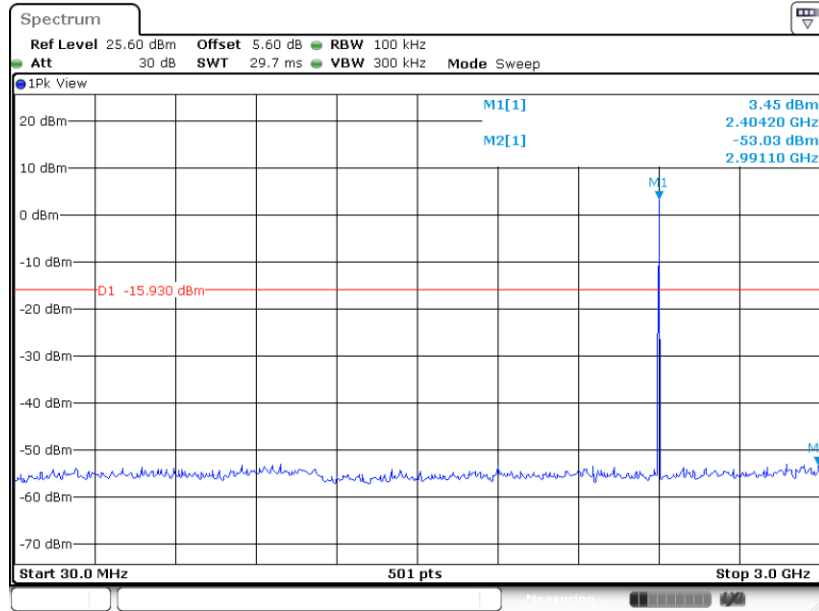
Date: 18 JUN. 2022 03:28:04



3.4.6 Test Result of Conducted Spurious Emission Plots

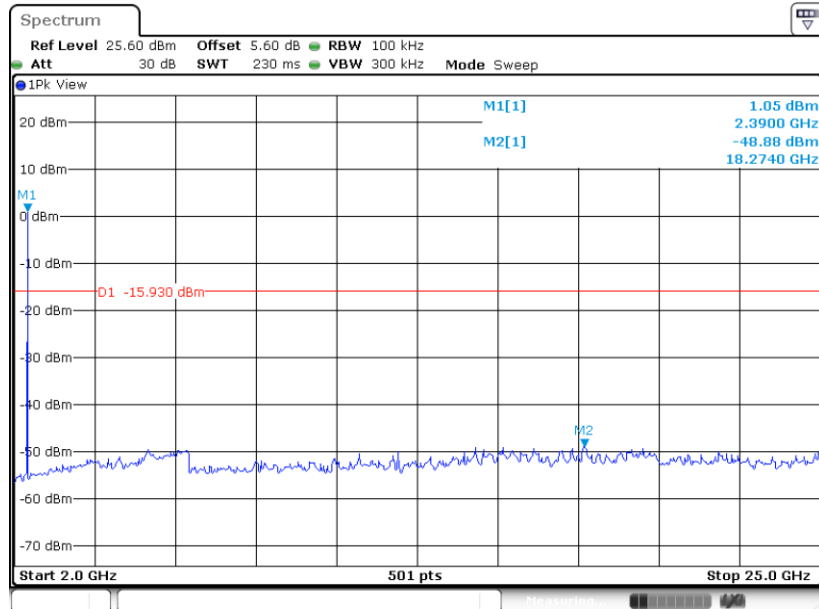
Bluetooth LE 1Mbps

Conducted Spurious Emission Plot on Bluetooth LE 1Mbps GFSK Channel 00



Date: 18.JUN.2022 03:13:34

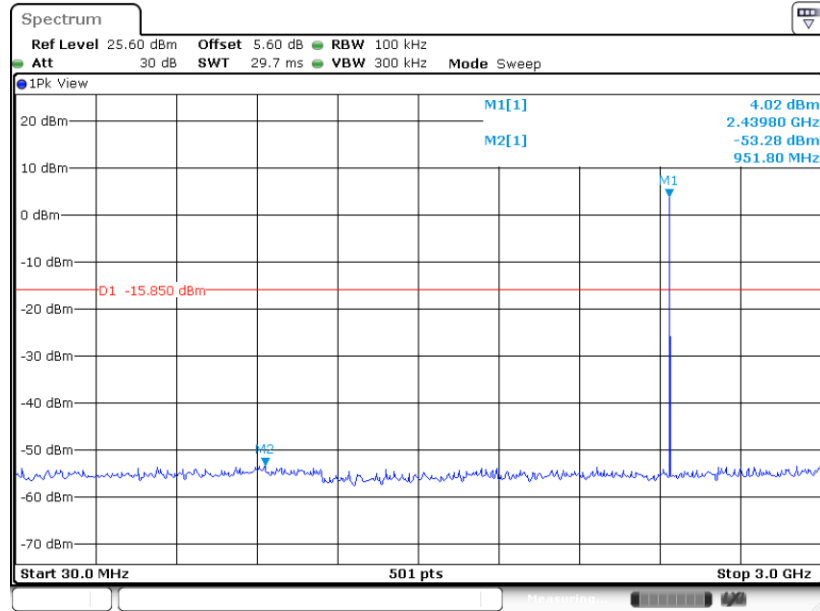
Conducted Spurious Emission Plot on Bluetooth LE 1Mbps GFSK Channel 00



Date: 18.JUN.2022 03:13:54

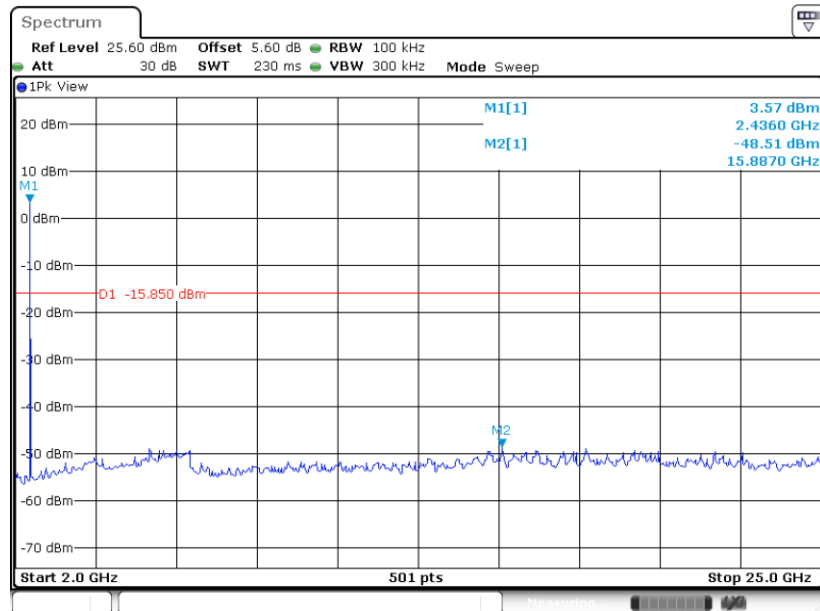


Conducted Spurious Emission Plot on Bluetooth LE 1Mbps GFSK Channel 19



Date: 18.JUN.2022 03:16:27

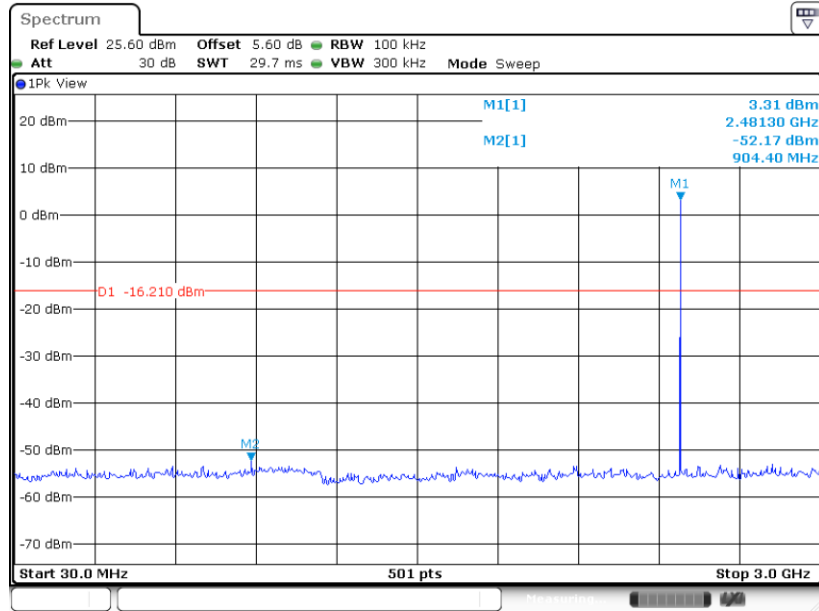
Conducted Spurious Emission Plot on Bluetooth LE 1Mbps GFSK Channel 19



Date: 18.JUN.2022 03:16:47

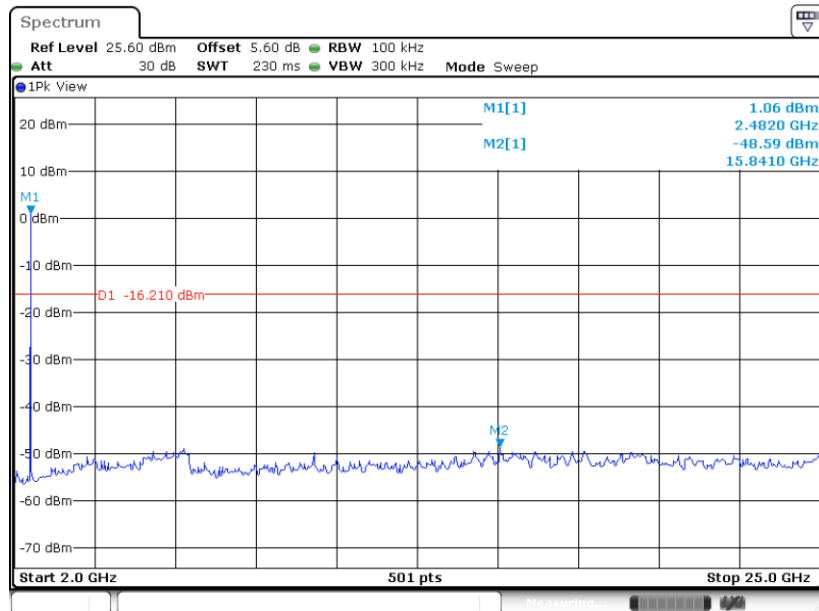


Conducted Spurious Emission Plot on Bluetooth LE 1Mbps GFSK Channel 39



Date: 18.JUN.2022 03:19:38

Conducted Spurious Emission Plot on Bluetooth LE 1Mbps GFSK Channel 39

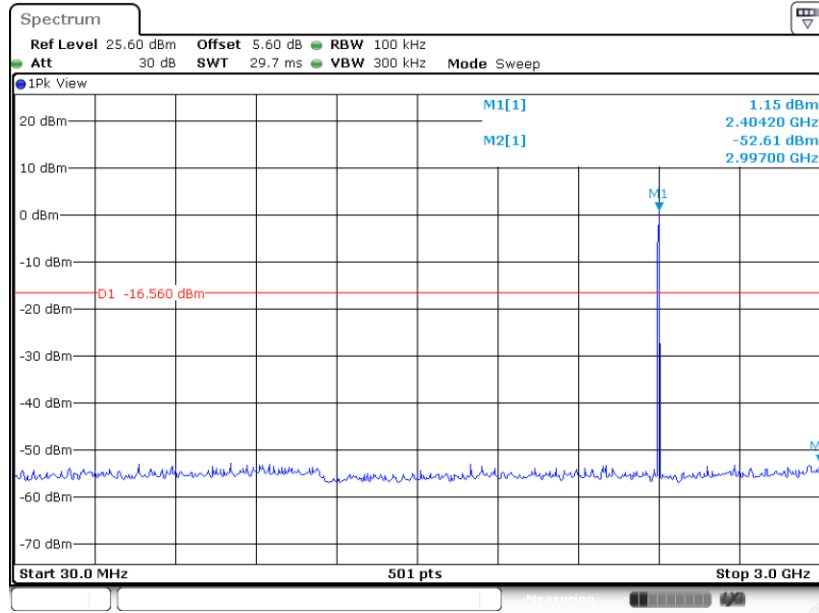


Date: 18.JUN.2022 03:19:58



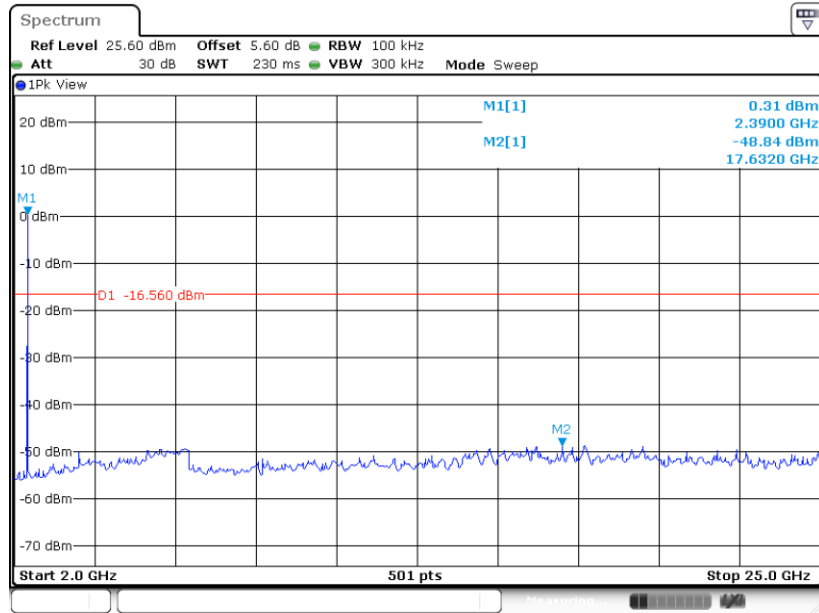
Bluetooth LE 2Mbps

Conducted Spurious Emission Plot on Bluetooth LE 1Mbps
GFSK Channel 00



Date: 18.JUN.2022 03:22:43

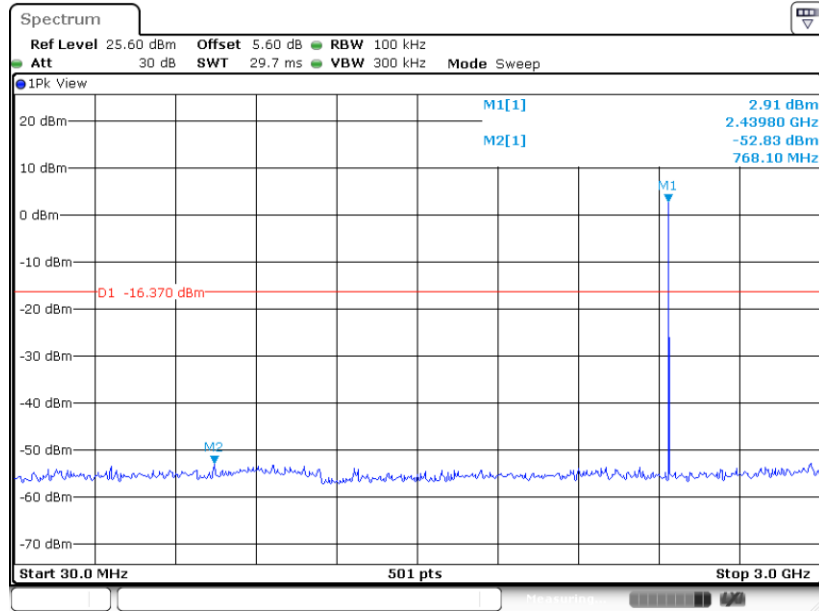
Conducted Spurious Emission Plot on Bluetooth LE 1Mbps
GFSK Channel 00



Date: 18.JUN.2022 03:23:03

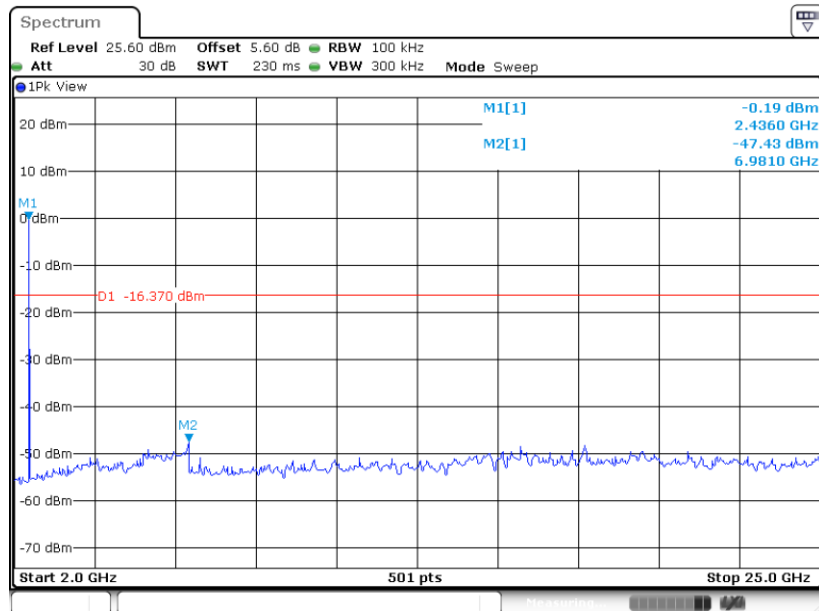


Conducted Spurious Emission Plot on Bluetooth LE 1Mbps GFSK Channel 19



Date: 18.JUN.2022 03:25:33

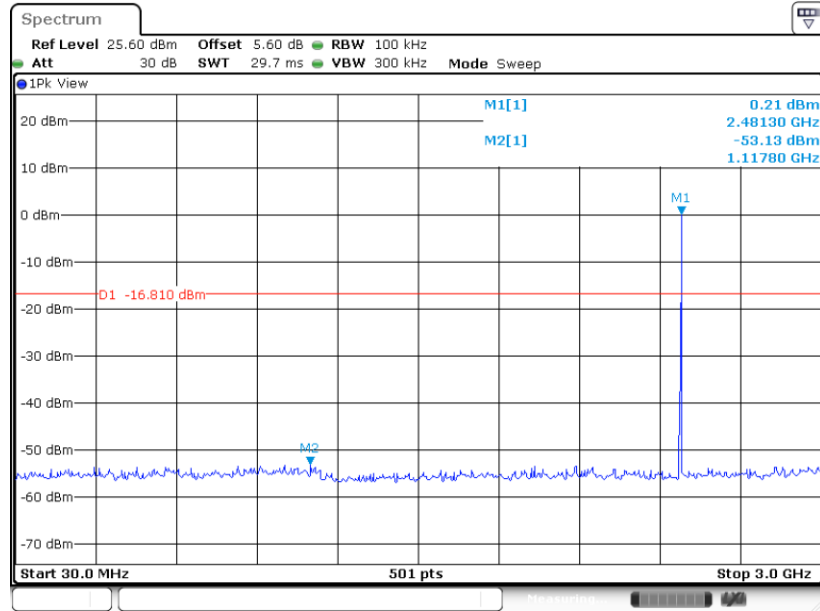
Conducted Spurious Emission Plot on Bluetooth LE 1Mbps GFSK Channel 19



Date: 18.JUN.2022 03:25:53

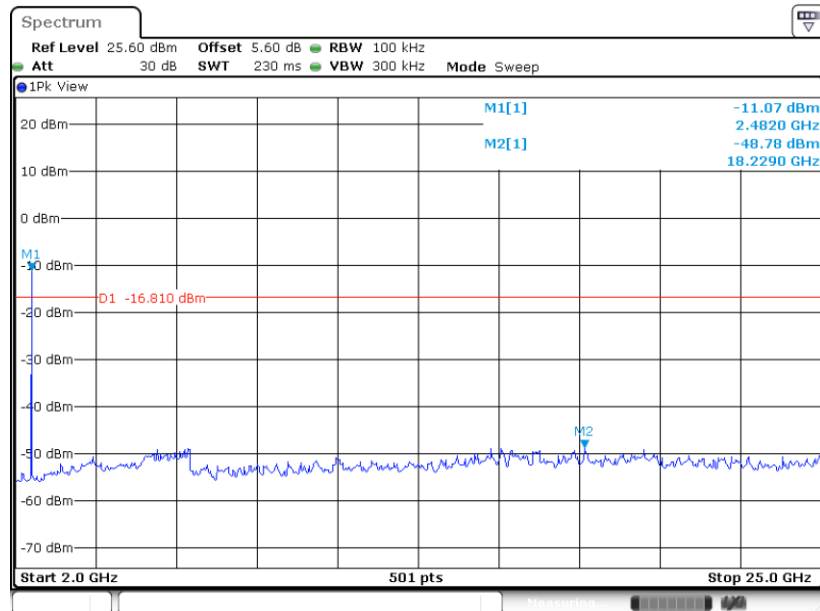


Conducted Spurious Emission Plot on Bluetooth LE 1Mbps GFSK Channel 39



Date: 18.JUN.2022 03:28:26

Conducted Spurious Emission Plot on Bluetooth LE 1Mbps GFSK Channel 39



Date: 18.JUN.2022 03:28:46



3.5 Radiated Band Edges and Spurious Emission Measurement

3.5.1 Limit of Radiated Band Edges and Spurious Emission

In any 100 kHz bandwidth outside the intentional radiator frequency band, all harmonics/spurious must be at least 20 dB below the highest emission level within the authorized band. If the output power of this device was measured by spectrum analyzer, the attenuation under this paragraph shall be 30 dB instead of 20 dB. In addition, radiated emissions which fall in the restricted bands must also comply with the limits as below.

Frequency (MHz)	Field Strength (microvolts/meter)	Measurement Distance (meters)
0.009 – 0.490	2400/F(kHz)	300
0.490 – 1.705	24000/F(kHz)	30
1.705 – 30.0	30	30
30 – 88	100	3
88 – 216	150	3
216 - 960	200	3
Above 960	500	3

3.5.2 Measuring Instruments

The section 4.0 of List of Measuring Equipment of this test report is used for test.

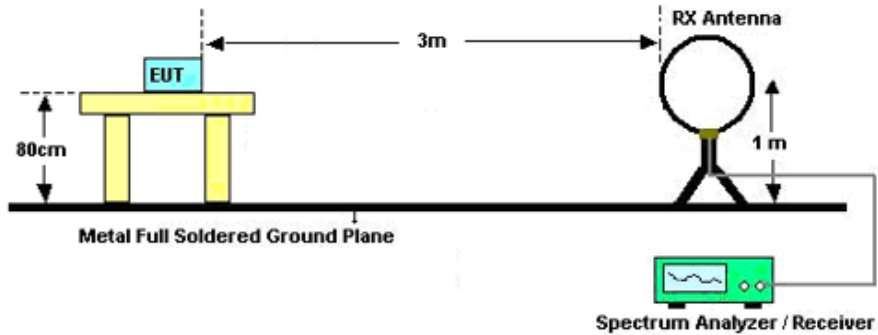


3.5.3 Test Procedures

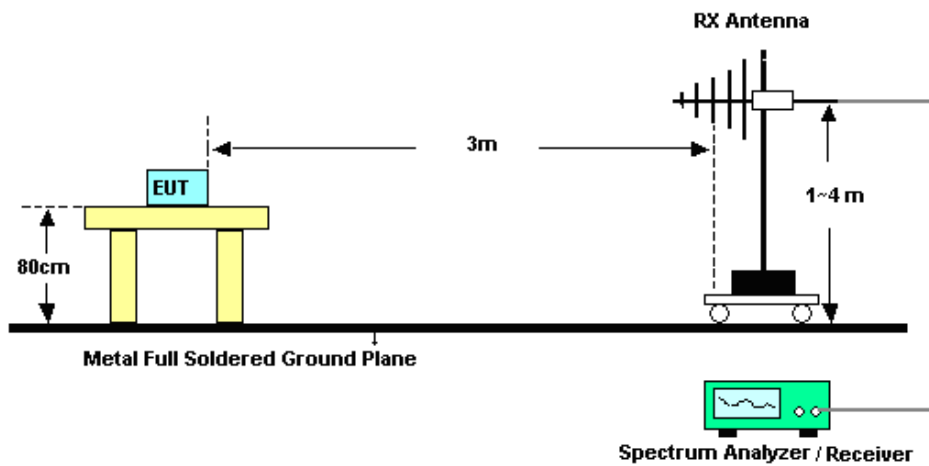
1. The testing follows ANSI C63.10-2013 clause 11.11 & 11.12
2. The EUT was arranged to its worst case and then tune the antenna tower (from 1 m to 4 m) and turntable (from 0 degree to 360 degrees) to find the maximum reading. A pre-amp and a high pass filter are used for the test in order to get better signal level.
3. The EUT was placed on a turntable with 0.8 meter for frequency below 1GHz and 1.5 meter for frequency above 1GHz respectively above ground.
4. The EUT was set 3 meters from the interference receiving antenna, which was mounted on the top of a variable height antenna tower.
5. Corrected Reading: Antenna Factor + Cable Loss + Read Level - Preamp Factor = Level
6. For testing below 1GHz, if the emission level of the EUT in peak mode was 3 dB lower than the limit specified, then peak values of EUT will be reported, otherwise, the emissions will be repeated one by one using the CISPR quasi-peak method and reported.
7. For testing above 1GHz, the emission level of the EUT in peak mode was 20dB lower than peak limit (that means the emission level in average mode also complies with the limit in average mode), then peak values of EUT will be reported, otherwise, the emissions will be measured in average mode again and reported.
8. Use the following spectrum analyzer settings:
 - (1) Span shall wide enough to fully capture the emission being measured;
 - (2) Set RBW=100 kHz for $f < 1$ GHz; $VBW \geq RBW$; Sweep = auto; Detector function = peak; Trace = max hold;
 - (3) Set RBW = 1 MHz, VBW= 3MHz for $f \geq 1$ GHz for peak measurement.
For average measurement:
 - $VBW = 10$ Hz, when duty cycle is no less than 98 percent.
 - $VBW \geq 1/T$, when duty cycle is less than 98 percent where T is the minimum transmission duration over which the transmitter is on and is transmitting at its maximum power control level for the tested mode of operation.

3.5.4 Test Setup

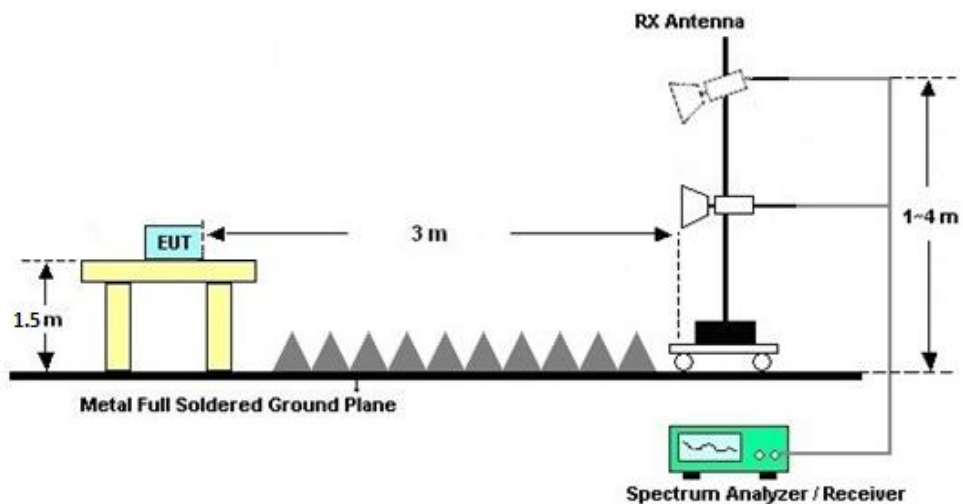
For radiated emissions below 30MHz



For radiated emissions from 30MHz to 1GHz



For radiated emissions above 1GHz





3.5.5 Test Results of Radiated Spurious Emissions (9 kHz ~ 30 MHz)

The low frequency, which started from 9 kHz to 30MHz, was pre-scanned and the result which was 20dB lower than the limit line was not reported.

There is a comparison data of both open-field test site and semi-Anechoic chamber, and the result came out very similar.

3.5.6 Test Result of Radiated Spurious at Band Edges

Please refer to Appendix B&C.

3.5.7 Duty Cycle

Please refer to Appendix D.

3.5.8 Test Result of Radiated Spurious Emission (30MHz ~ 10th Harmonic or 40GHz, whichever is lower)

Please refer to Appendix B&C.



3.6 AC Conducted Emission Measurement

3.6.1 Limit of AC Conducted Emission

For equipment that is designed to be connected to the public utility (AC) power line, the radio frequency voltage that is conducted back onto the AC power line on any frequency or frequencies within the band 150 kHz to 30 MHz shall not exceed the limits in the following table.

Frequency of emission (MHz)	Conducted limit (dBµV)	
	Quasi-peak	Average
0.15-0.5	66 to 56*	56 to 46*
0.5-5	56	46
5-30	60	50

*Decreases with the logarithm of the frequency.

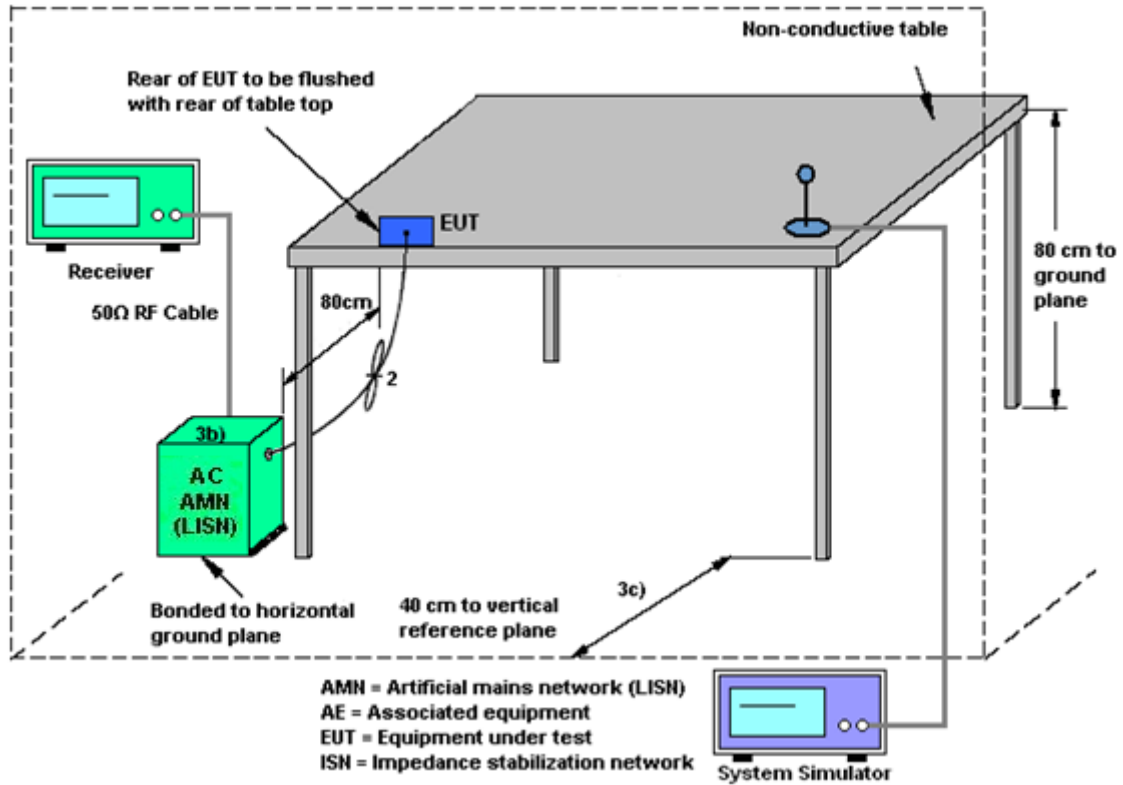
3.6.2 Measuring Instruments

The section 4.0 of List of Measuring Equipment of this test report is used for test.

3.6.3 Test Procedures

1. The EUT was placed 0.4 meter from the conducting wall of the shielding room was kept at least 80 centimeters from any other grounded conducting surface.
2. Connect EUT to the power mains through a line impedance stabilization network (LISN).
3. All the support units are connecting to the other LISN.
4. The LISN provides 50 ohm coupling impedance for the measuring instrument.
5. The FCC states that a 50 ohm, 50 microhenry LISN should be used.
6. Both sides of AC line were checked for maximum conducted interference.
7. The frequency range from 150 kHz to 30 MHz was searched.
8. Set the test-receiver system to Peak Detect Function and specified bandwidth (IF Bandwidth = 9kHz) with Maximum Hold Mode. Then measurement is also conducted by Average Detector and Quasi-Peak Detector Function respectively.

3.6.4 Test Setup



3.6.5 Test Result of AC Conducted Emission

Please refer to Appendix B.



3.7 Antenna Requirements

3.7.1 Standard Applicable

If directional gain of transmitting antennas is greater than 6dBi, the power shall be reduced by the same level in dB comparing to gain minus 6dBi. The use of a permanently attached antenna or of an antenna that uses a unique coupling to the intentional radiator shall be considered sufficient to comply with the rule.

3.7.2 Antenna Anti-Replacement Construction

An embedded-in antenna design is used.

3.7.3 Antenna Gain

The antenna peak gain of EUT is less than 6 dBi. Therefore, it is not necessary to reduce maximum peak output power limit.



4 List of Measuring Equipment

Instrument	Manufacturer	Model No.	Serial No.	Characteristics	Calibration Date	Test Date	Due Date	Remark
Spectrum Analyzer	R&S	FSV40	101040	10Hz~40GHz	Oct. 14, 2021	Jun. 18, 2022	Oct. 13, 2022	Conducted (TH01-KS)
Pulse Power Sensor	Anritsu	MA2411B	0917070	300MHz~40GHz	Jan. 05, 2022	Jun. 18, 2022	Jan. 04, 2023	Conducted (TH01-KS)
Power Meter	Anritsu	ML2495A	1005002	50MHz Bandwidth	Jan. 05, 2022	Jun. 18, 2022	Jan. 04, 2023	Conducted (TH01-KS)
EMI Test Receiver	Keysight	N9038A	MY56400004	3Hz~8.5GHz;Max 30dBm	Oct. 16, 2021	Jul. 18, 2022	Oct. 15, 2022	Radiation (03CH05-KS)
EXA Spectrum Analyzer	Keysight	N9010A	MY55150244	10Hz~44G,MAX 30dB	Mar. 24, 2022	Jul. 18, 2022	Mar. 23, 2023	Radiation (03CH05-KS)
Loop Antenna	R&S	HFH2-Z2	100321	9kHz~30MHz	Oct. 30, 2021	Jul. 18, 2022	Oct. 29, 2022	Radiation (03CH05-KS)
Bilog Antenna	TeseQ	CBL6111D	49922	30MHz-1GHz	Jun. 03, 2022	Jul. 18, 2022	Jun. 02, 2023	Radiation (03CH05-KS)
Double Ridge Horn Antenna	ETS-Lindgren	3117	75957	1GHz~18GHz	Nov. 08, 2021	Jul. 18, 2022	Nov. 07, 2022	Radiation (03CH05-KS)
SHF-EHF Horn	Com-power	AH-840	101070	18GHz~40GHz	Jan. 05, 2022	Jul. 18, 2022	Jan. 04, 2023	Radiation (03CH05-KS)
Amplifier	SONOMA	310N	380826	9KHz-1GHz	Jul. 11, 2022	Jul. 18, 2022	Jul. 10, 2023	Radiation (03CH05-KS)
Amplifier	MITEQ	EM18G40GGA	060728	18~40GHz	Jan. 05, 2022	Jul. 18, 2022	Jan. 04, 2023	Radiation (03CH05-KS)
high gain Amplifier	MITEQ	AMF-7D-00101800-30-10P	2012228	1Ghz-18Ghz	Oct. 16, 2021	Jul. 18, 2022	Oct. 15, 2022	Radiation (03CH05-KS)
Amplifier	Keysight	83017A	MY53270316	500MHz~26.5GHz	Oct. 16, 2021	Jul. 18, 2022	Oct. 15, 2022	Radiation (03CH05-KS)
AC Power Source	Chroma	61601	F104090004	N/A	NCR	Jul. 18, 2022	NCR	Radiation (03CH05-KS)
Turn Table	ChamPro	EM 1000-T	060762-T	0~360 degree	NCR	Jul. 18, 2022	NCR	Radiation (03CH05-KS)
Antenna Mast	ChamPro	EM 1000-A	060762-A	1 m~4 m	NCR	Jul. 18, 2022	NCR	Radiation (03CH05-KS)
EMI Receiver	R&S	ESCI7	100768	9kHz~7GHz;	Apr. 20, 2022	Jun. 12, 2022	Apr. 19, 2023	Conduction (CO01-KS)
AC LISN (for auxiliary equipment)	MessTec	AN3016	060103	9kHz~30MHz	Oct. 14, 2021	Jun. 12, 2022	Oct. 13, 2022	Conduction (CO01-KS)
AC LISN	MessTec	AN3016	060105	9kHz~30MHz	Apr. 20, 2022	Jun. 12, 2022	Apr. 19, 2023	Conduction (CO01-KS)
AC Power Source	Chroma	61602	ABP00000811	AC 0V~300V, 45Hz~1000Hz	Oct. 14, 2021	Jun. 12, 2022	Oct. 13, 2022	Conduction (CO01-KS)

NCR: No Calibration Required.



5 Uncertainty of Evaluation

The measurement uncertainties shown below were calculated in accordance with the requirements of ANSI 63.10-2013. All the measurement uncertainty value were shown with a coverage K=2 to indicate 95% level of confidence. The measurement data show herein meets or exceeds the CISPR measurement uncertainty values specified in CISPR 16-4-2 and can be compared directly to specified limit to determine compliance.

Uncertainty of Conducted Measurement

Test Item	Uncertainty
Conducted Power	±0.56 dB
Conducted Emissions	±0.92 dB
Occupied Channel Bandwidth	±0.03 %
Conducted Power Spectral Density	±0.54 dB

Uncertainty of Conducted Emission Measurement (150 kHz ~ 30 MHz)

Measuring Uncertainty for a Level of Confidence of 95% (U = 2Uc(y))	2.94dB
---------------------------------------------------------------------	--------

Uncertainty of Radiated Emission Measurement (30 MHz ~ 1000 MHz)

Measuring Uncertainty for a Level of Confidence of 95% (U = 2Uc(y))	5.0dB
---------------------------------------------------------------------	-------

Uncertainty of Radiated Emission Measurement (1000 MHz ~ 18000 MHz)

Measuring Uncertainty for a Level of Confidence of 95% (U = 2Uc(y))	5.0dB
---------------------------------------------------------------------	-------

Uncertainty of Radiated Emission Measurement (18000 MHz ~ 40000 MHz)

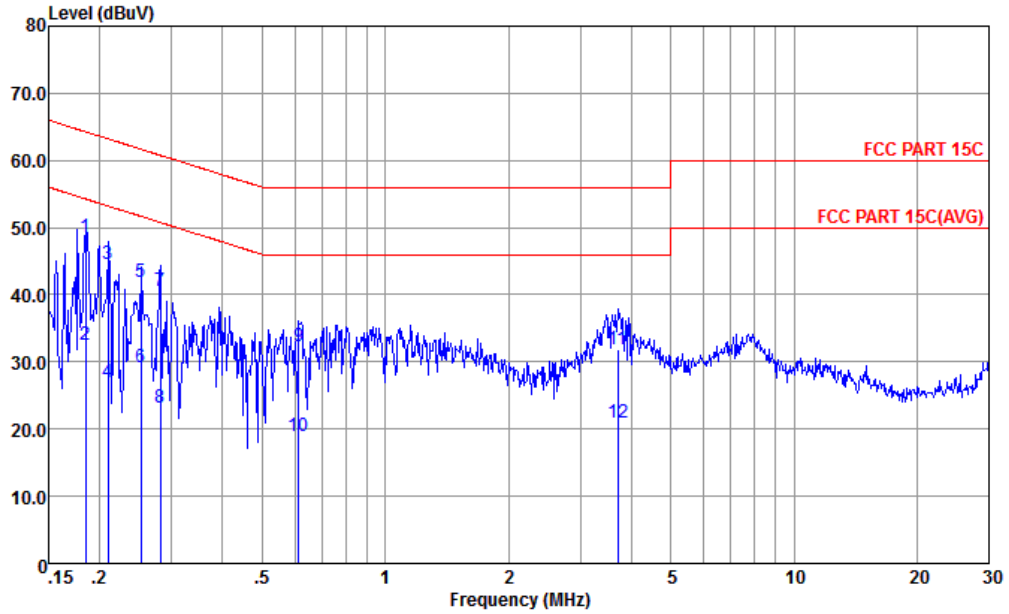
Measuring Uncertainty for a Level of Confidence of 95% (U = 2Uc(y))	5.0dB
---------------------------------------------------------------------	-------

----- THE END -----



Appendix A. AC Conducted Emission Test Results

Test Engineer :	Amos Zhang	Temperature :	25.3~26.2°C
		Relative Humidity :	38~40%
Test Voltage :	120Vac / 60Hz	Phase :	Line
Remark :	All emissions not reported here are more than 10 dB below the prescribed limit.		

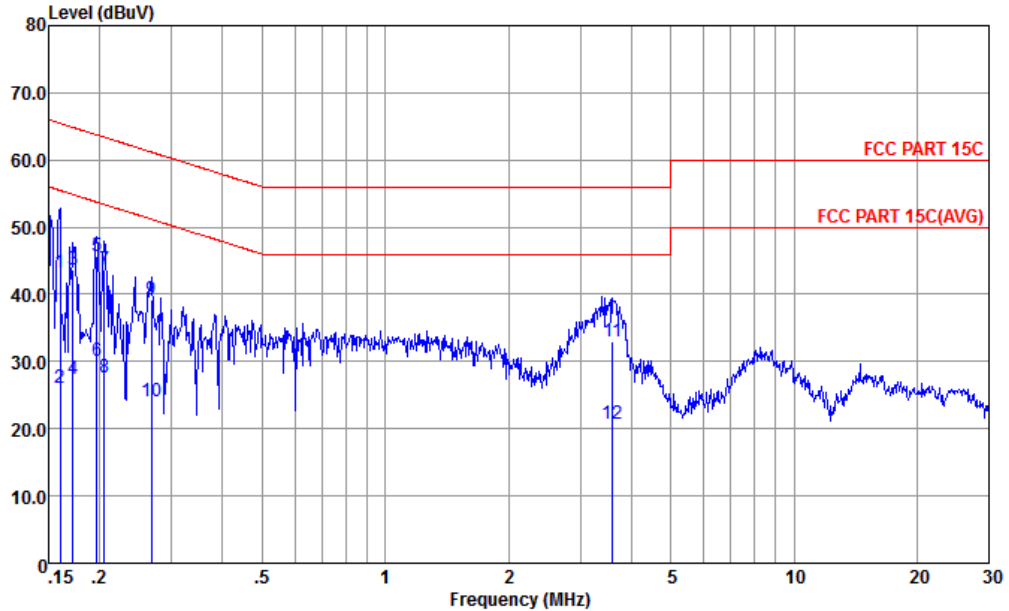


Site : CO01-KS
 Condition : FCC PART 15C LISN-060105-L LINE

	Freq	Level	Over	Limit	Read	LISN	Cable	Remark
	MHz	dBuV	Limit	Line	Level	Factor	Loss	
			dB	dBuV	dBuV	dB	dB	
1 *	0.184	48.53	-15.75	64.28	38.10	0.03	10.40	QP
2	0.184	32.53	-21.75	54.28	22.10	0.03	10.40	Average
3	0.209	44.60	-18.63	63.23	34.20	0.04	10.36	QP
4	0.209	27.00	-26.23	53.23	16.60	0.04	10.36	Average
5	0.252	41.89	-19.80	61.69	31.50	0.06	10.33	QP
6	0.252	29.29	-22.40	51.69	18.90	0.06	10.33	Average
7	0.282	40.58	-20.18	60.76	30.19	0.07	10.32	QP
8	0.282	23.28	-27.48	50.76	12.89	0.07	10.32	Average
9	0.614	32.24	-23.76	56.00	21.89	0.11	10.24	QP
10	0.614	18.94	-27.06	46.00	8.59	0.11	10.24	Average
11	3.700	31.91	-24.09	56.00	21.50	0.16	10.25	QP
12	3.700	21.01	-24.99	46.00	10.60	0.16	10.25	Average



Test Engineer :	Amos Zhang	Temperature :	25.3~26.2°C
		Relative Humidity :	38~40%
Test Voltage :	120Vac / 60Hz	Phase :	Neutral
Remark :	All emissions not reported here are more than 10 dB below the prescribed limit.		



Site : CO01-KS
Condition : FCC PART 15C LISN-060105-N NEUTRAL

	Freq	Level	Over	Limit	Read	LISN	Cable	Remark
	MHz	dBuV	dB	dBuV	dBuV	dB	dB	
1	0.160	43.16	-22.31	65.47	32.60	0.11	10.45	QP
2	0.160	26.16	-29.31	55.47	15.60	0.11	10.45	Average
3	0.172	43.73	-21.13	64.86	33.20	0.11	10.42	QP
4	0.172	27.33	-27.53	54.86	16.80	0.11	10.42	Average
5 *	0.197	45.57	-18.19	63.76	35.10	0.10	10.37	QP
6	0.197	30.07	-23.69	53.76	19.60	0.10	10.37	Average
7	0.205	43.66	-19.74	63.40	33.20	0.10	10.36	QP
8	0.205	27.66	-25.74	53.40	17.20	0.10	10.36	Average
9	0.267	39.32	-21.88	61.20	28.90	0.10	10.32	QP
10	0.267	24.02	-27.18	51.20	13.60	0.10	10.32	Average
11	3.603	33.01	-22.99	56.00	22.60	0.16	10.25	QP
12	3.603	20.71	-25.29	46.00	10.30	0.16	10.25	Average

Note:

- Level(dBμV) = Read Level(dBμV) + LISN Factor(dB) + Cable Loss(dB)
- Over Limit(dB) = Level(dBμV) – Limit Line(dBμV)



Appendix B. Radiated Spurious Emission

2.4GHz 2400~2483.5MHz

BLE(1M) (Band Edge @ 3m)

BLE	Note	Frequency	Level	Over Limit	Limit Line	Read Level	Antenna Factor	Path Loss	Preamp Factor	Ant Pos	Table Pos	Peak Avg.	Pol.
		(MHz)	(dBμV/m)	(dB)	(dBμV/m)	(dBμV)	(dB/m)	(dB)	(dB)	(cm)	(deg)	(P/A)	(H/V)
BLE CH 00 2402MHz		2330.8	48.05	-25.95	74	45.15	32.79	7.01	36.9	307	307	P	H
		2380.07	38.94	-15.06	54	35.85	32.86	7.1	36.87	307	307	A	H
	*	2402	98.76	-	-	95.61	32.88	7.13	36.86	307	307	P	H
	*	2402	97.43	-	-	94.28	32.88	7.13	36.86	307	307	A	H
		2387.87	48.91	-25.09	74	45.79	32.88	7.1	36.86	171	271	P	V
		2383.19	38.94	-15.06	54	35.85	32.86	7.1	36.87	171	271	A	V
	*	2402	95.86	-	-	92.71	32.88	7.13	36.86	171	271	P	V
	*	2402	94.48	-	-	91.33	32.88	7.13	36.86	171	271	A	V
BLE CH 19 2440MHz		2360.57	48.61	-25.39	74	45.59	32.83	7.07	36.88	272	310	P	H
		2325.47	38.91	-15.09	54	36.01	32.79	7.01	36.9	272	310	A	H
		2495.44	49.42	-24.58	74	45.95	33	7.28	36.81	272	310	P	H
		2488.72	39.33	-14.67	54	35.89	33	7.25	36.81	272	310	A	H
	*	2440	94.35	-	-	91.06	32.94	7.19	36.84	272	310	P	H
	*	2440	92.9	-	-	89.61	32.94	7.19	36.84	272	310	A	H
		2361.09	48.41	-25.59	74	45.39	32.83	7.07	36.88	167	271	P	V
		2380.2	39.22	-14.78	54	36.13	32.86	7.1	36.87	167	271	A	V
		2496.1	49.05	-24.95	74	45.58	33	7.28	36.81	167	271	P	V
		2498.98	39.42	-14.58	54	35.95	33	7.28	36.81	167	271	A	V
	*	2440	90.95	-	-	87.66	32.94	7.19	36.84	167	271	P	V
	*	2440	89.75	-	-	86.46	32.94	7.19	36.84	167	271	A	V



BLE CH 39 2480MHz		2492.8	49.24	-24.76	74	45.77	33	7.28	36.81	294	308	P	H
		2497.06	39.39	-14.61	54	35.92	33	7.28	36.81	294	308	A	H
	*	2480	98.28	-	-	94.87	32.98	7.25	36.82	294	308	P	H
	*	2480	97.28	-	-	93.87	32.98	7.25	36.82	294	308	A	H
		2494.42	49.24	-24.76	74	45.77	33	7.28	36.81	124	234	P	V
		2490.1	39.26	-14.74	54	35.82	33	7.25	36.81	124	234	A	V
	*	2480	94.28	-	-	90.87	32.98	7.25	36.82	124	234	P	V
	*	2480	92.91	-	-	89.5	32.98	7.25	36.82	124	234	A	V
Remark	<ol style="list-style-type: none"> No other spurious found. All results are PASS against Peak and Average limit line. 												



2.4GHz 2400~2483.5MHz
BLE(1M) (Harmonic @ 3m)

Table with 14 columns: BLE, Note, Frequency (MHz), Level (dBµV/m), Over Limit (dB), Limit Line (dBµV/m), Read Level (dBµV), Antenna Factor (dB/m), Path Loss (dB), Preamp Factor (dB), Ant Pos (cm), Table Pos (deg), Peak Avg. (P/A), Pol. (H/V). Rows include BLE CH 00 2402MHz, BLE CH 19 2440MHz, BLE CH 39 2480MHz, and a Remark section.



2.4GHz 2400~2483.5MHz

BLE(2M) (Band Edge @ 3m)

BLE	Note	Frequency	Level	Over	Limit	Read	Antenna	Path	Preamp	Ant	Table	Peak	Pol.
		(MHz)	(dBμV/m)	(dB)	(dBμV/m)	(dBμV)	(dB/m)	(dB)	(dB)	(cm)	(deg)	(P/A)	(H/V)
BLE CH 00 2402MHz		2389.95	48.51	-25.49	74	45.39	32.88	7.1	36.86	288	308	P	H
		2388.65	39.72	-14.28	54	36.6	32.88	7.1	36.86	288	308	A	H
	*	2402	98.58	-	-	95.43	32.88	7.13	36.86	288	308	P	H
	*	2402	95.66	-	-	92.51	32.88	7.13	36.86	288	308	A	H
		2382.67	48.13	-25.87	74	45.04	32.86	7.1	36.87	174	271	P	V
		2328.59	39.57	-14.43	54	36.67	32.79	7.01	36.9	174	271	A	V
	*	2402	94.85	-	-	91.7	32.88	7.13	36.86	174	271	P	V
	*	2402	92.27	-	-	89.12	32.88	7.13	36.86	174	271	A	V
BLE CH 19 2440MHz		2381.37	48.08	-25.92	74	44.99	32.86	7.1	36.87	264	309	P	H
		2386.18	39.6	-14.4	54	36.48	32.88	7.1	36.86	264	309	A	H
		2487.7	48.44	-25.56	74	45	33	7.25	36.81	264	309	P	H
		2492.86	39.96	-14.04	54	36.49	33	7.28	36.81	264	309	A	H
	*	2440	93.82	-	-	90.53	32.94	7.19	36.84	264	309	P	H
	*	2440	91.67	-	-	88.38	32.94	7.19	36.84	264	309	A	H
		2345.88	49.32	-24.68	74	46.36	32.81	7.04	36.89	168	272	P	V
		2388	39.68	-14.32	54	36.56	32.88	7.1	36.86	168	272	A	V
		2493.7	48.63	-25.37	74	45.16	33	7.28	36.81	168	272	P	V
		2490.22	39.86	-14.14	54	36.42	33	7.25	36.81	168	272	A	V
	*	2440	91.5	-	-	88.21	32.94	7.19	36.84	168	272	P	V
	*	2440	88.44	-	-	85.15	32.94	7.19	36.84	168	272	A	V



BLE CH 39 2480MHz		2494.42	48.57	-25.43	74	45.1	33	7.28	36.81	293	310	P	H
		2484.82	39.99	-14.01	54	36.58	32.98	7.25	36.82	293	310	A	H
	*	2480	98.51	-	-	95.1	32.98	7.25	36.82	293	310	P	H
	*	2480	95.67	-	-	92.26	32.98	7.25	36.82	293	310	A	H
		2490.76	48.64	-25.36	74	45.2	33	7.25	36.81	166	273	P	V
		2483.56	40	-14	54	36.59	32.98	7.25	36.82	166	273	A	V
	*	2480	94.55	-	-	91.14	32.98	7.25	36.82	166	273	P	V
	*	2480	91.68	-	-	88.27	32.98	7.25	36.82	166	273	A	V
Remark	<ol style="list-style-type: none"> 1. No other spurious found. 2. All results are PASS against Peak and Average limit line. 												



2.4GHz 2400~2483.5MHz

BLE(2M) (Harmonic @ 3m)

BLE	Note	Frequency (MHz)	Level (dBμV/m)	Over Limit (dB)	Limit Line (dBμV/m)	Read Level (dBμV)	Antenna Factor (dB/m)	Path Loss (dB)	Preamp Factor (dB)	Ant Pos (cm)	Table Pos (deg)	Peak Avg. (P/A)	Pol. (H/V)
BLE CH 00 2402MHz		4800	39.47	-34.53	74	60.45	34.19	10.2	65.37	300	0	P	H
		4800	40.96	-33.04	74	61.94	34.19	10.2	65.37	100	0	P	V
BLE CH 19 2440MHz		4875	40.68	-33.32	74	61.58	34.23	10.29	65.42	300	0	P	H
		7320	42.35	-31.65	74	59.72	35.87	12.72	65.96	300	0	P	H
		4875	40.51	-33.49	74	61.41	34.23	10.29	65.42	100	0	P	V
		7320	42.3	-31.7	74	59.67	35.87	12.72	65.96	100	0	P	V
BLE CH 39 2480MHz		4965	40.72	-33.28	74	61.5	34.28	10.41	65.47	300	0	P	H
		7440	43.24	-30.76	74	60.87	35.89	12.79	66.31	300	0	P	H
		4965	40.74	-33.26	74	61.52	34.28	10.41	65.47	100	0	P	V
		7440	42.12	-31.88	74	59.75	35.89	12.79	66.31	100	0	P	V
Remark	1. No other spurious found. 2. All results are PASS against Peak and Average limit line.												



Emission below 1GHz

2.4GHz BLE (LF)

BLE	Note	Frequency	Level	Over	Limit	Read	Antenna	Path	Preamp	Ant	Table	Peak	Pol.
				Limit	Line	Level	Factor	Loss	Factor	Pos	Pos	Avg.	
		(MHz)	(dBμV/m)	(dB)	(dBμV/m)	(dBμV)	(dB/m)	(dB)	(dB)	(cm)	(deg)	(P/A)	(H/V)
2.4GHz BLE LF		48.43	19.94	-20.06	40	36.09	15.77	1.05	32.97	-	-	P	H
		135.73	22.8	-20.7	43.5	36.19	17.67	1.77	32.83	-	-	P	H
		239.52	25.83	-20.17	46	37.83	18.74	2.36	33.1	-	-	P	H
		409.27	25.66	-20.34	46	32.48	22.87	3.09	32.78	-	-	P	H
		565.44	26.93	-19.07	46	30.09	25.78	3.63	32.57	-	-	P	H
		783.69	28.39	-17.61	46	29.91	26.77	4.28	32.57	-	-	P	H
		30.97	31.58	-8.42	40	38.69	24.98	0.71	32.8	-	-	P	V
		48.43	24.44	-15.56	40	40.59	15.77	1.05	32.97	-	-	P	V
		138.64	23.06	-20.44	43.5	36.45	17.64	1.79	32.82	-	-	P	V
		286.08	24.55	-21.45	46	34.94	19.98	2.58	32.95	-	-	P	V
		576.11	29.34	-16.66	46	32.54	25.69	3.66	32.55	-	-	P	V
		761.38	29.12	-16.88	46	30.96	26.59	4.22	32.65	-	-	P	V
Remark	1. No other spurious found. 2. All results are PASS against limit line.												



Note symbol

*	Fundamental Frequency which can be ignored. However, the level of any unwanted emissions shall not exceed the level of the fundamental frequency.
!	Test result is over limit line.
P/A	Peak or Average
H/V	Horizontal or Vertical



A calculation example for radiated spurious emission is shown as below:

BLE	Note	Frequency	Level	Over	Limit	Read	Antenna	Path	Preamp	Ant	Table	Peak	Pol.
		(MHz)	(dBμV/m)	(dB)	(dBμV/m)	(dBμV)	(dB/m)	(dB)	(dB)	(cm)	(deg)	(P/A)	(H/V)
BLE CH 00 2402MHz		2390	55.45	-18.55	74	54.51	32.22	4.58	35.86	103	308	P	H
		2390	43.54	-10.46	54	42.6	32.22	4.58	35.86	103	308	A	H

1. Path Loss(dB) = Cable loss(dB) + Filter loss(dB) + Attenuator loss(dB)
2. Level(dBμV/m) =
Antenna Factor(dB/m) + Path Loss(dB) + Read Level(dBμV) - Preamp Factor(dB)
3. Over Limit(dB) = Level(dBμV/m) – Limit Line(dBμV/m)

For Peak Limit @ 2390MHz:

1. Level(dBμV/m)
= Antenna Factor(dB/m) + Path Loss(dB) + Read Level(dBμV) - Preamp Factor(dB)
= 32.22(dB/m) + 4.58(dB) + 54.51(dBμV) – 35.86 (dB)
= 55.45 (dBμV/m)
2. Over Limit(dB)
= Level(dBμV/m) – Limit Line(dBμV/m)
= 55.45(dBμV/m) – 74(dBμV/m)
= -18.55(dB)

For Average Limit @ 2390MHz:

1. Level(dBμV/m)
= Antenna Factor(dB/m) + Path Loss(dB) + Read Level(dBμV) - Preamp Factor(dB)
= 32.22(dB/m) + 4.58(dB) + 42.6(dBμV) – 35.86 (dB)
= 43.54 (dBμV/m)
2. Over Limit(dB)
= Level(dBμV/m) – Limit Line(dBμV/m)
= 43.54(dBμV/m) – 54(dBμV/m)
= -10.46(dB)

Both peak and average measured complies with the limit line, so test result is “PASS”.



Appendix C. Radiated Spurious Emission Plots

Note symbol

-L	Low channel location
-R	High channel location



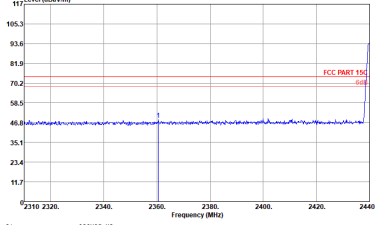
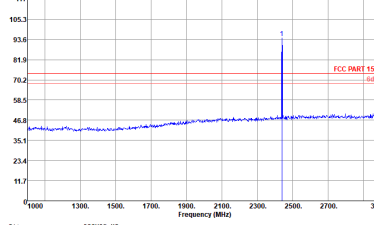
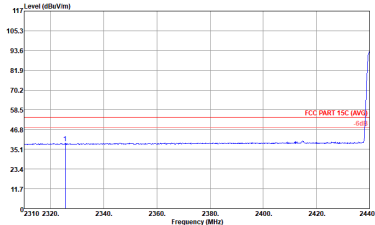
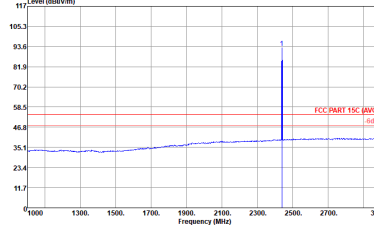
2.4GHz 2400~2483.5MHz
BLE (1M)(Band Edge @ 3m)

BLE	2.4GHz 2400~2483.5MHz Band Edge @ 3m																																													
ANT	BLE CH00 2402MHz																																													
0	Horizontal	Fundamental																																												
Peak	<p>Site : 030805-KS Condition : FCC PART 15C 3m 3317 SN 75957 HORIZONTAL Project : FR230408 Mode : 4 Plane : Y Full-directivity : Y IMEI : #21</p> <table border="1"> <thead> <tr> <th>IMEI</th> <th>Over</th> <th>Limit</th> <th>ReadAntenna</th> <th>Cable Preamp</th> <th>A/Pos</th> <th>T/Pos</th> <th>Remark</th> <th>Poi/Phas</th> </tr> <tr> <th>1</th> <th>2330.80</th> <th>48.05</th> <th>-25.95</th> <th>74.00</th> <th>45.15</th> <th>32.79</th> <th>7.01</th> <th>36.90</th> <th>307</th> <th>307</th> <th>Peak</th> <th>HORIZONTAL</th> </tr> </thead></table>	IMEI	Over	Limit	ReadAntenna	Cable Preamp	A/Pos	T/Pos	Remark	Poi/Phas	1	2330.80	48.05	-25.95	74.00	45.15	32.79	7.01	36.90	307	307	Peak	HORIZONTAL	<p>Site : 030805-KS Condition : FCC PART 15C 3m 3317 SN 75957 HORIZONTAL Project : FR230408 Mode : 4 Plane : Y Full-directivity : Y IMEI : #21</p> <table border="1"> <thead> <tr> <th>IMEI</th> <th>Over</th> <th>Limit</th> <th>ReadAntenna</th> <th>Cable Preamp</th> <th>A/Pos</th> <th>T/Pos</th> <th>Remark</th> <th>Poi/Phas</th> </tr> <tr> <th>1</th> <th>2402.00</th> <th>98.76</th> <th>24.76</th> <th>74.00</th> <th>95.61</th> <th>32.88</th> <th>7.13</th> <th>36.86</th> <th>307</th> <th>307</th> <th>Peak</th> <th>HORIZONTAL</th> </tr> </thead></table>	IMEI	Over	Limit	ReadAntenna	Cable Preamp	A/Pos	T/Pos	Remark	Poi/Phas	1	2402.00	98.76	24.76	74.00	95.61	32.88	7.13	36.86	307	307	Peak	HORIZONTAL
IMEI	Over	Limit	ReadAntenna	Cable Preamp	A/Pos	T/Pos	Remark	Poi/Phas																																						
1	2330.80	48.05	-25.95	74.00	45.15	32.79	7.01	36.90	307	307	Peak	HORIZONTAL																																		
IMEI	Over	Limit	ReadAntenna	Cable Preamp	A/Pos	T/Pos	Remark	Poi/Phas																																						
1	2402.00	98.76	24.76	74.00	95.61	32.88	7.13	36.86	307	307	Peak	HORIZONTAL																																		
Avg.	<p>Site : 030805-KS Condition : FCC PART 15C (AVG) 3m 3317 SN 75957 HORIZONTAL Project : FR230408 Mode : 4 Plane : Y Full-directivity : Y IMEI : #21</p> <table border="1"> <thead> <tr> <th>IMEI</th> <th>Over</th> <th>Limit</th> <th>Line</th> <th>Level Factor</th> <th>Loss Factor</th> <th>Remark</th> <th>Poi/Phas</th> </tr> <tr> <th>1</th> <th>2380.07</th> <th>38.94</th> <th>-15.06</th> <th>54.00</th> <th>35.85</th> <th>32.86</th> <th>7.10</th> <th>36.87</th> <th>307</th> <th>307</th> <th>Average</th> <th>HORIZONTAL</th> </tr> </thead></table>	IMEI	Over	Limit	Line	Level Factor	Loss Factor	Remark	Poi/Phas	1	2380.07	38.94	-15.06	54.00	35.85	32.86	7.10	36.87	307	307	Average	HORIZONTAL	<p>Site : 030805-KS Condition : FCC PART 15C (AVG) 3m 3317 SN 75957 HORIZONTAL Project : FR230408 Mode : 4 Plane : Y Full-directivity : Y IMEI : #21</p> <table border="1"> <thead> <tr> <th>IMEI</th> <th>Over</th> <th>Limit</th> <th>Line</th> <th>Level Factor</th> <th>Loss Factor</th> <th>Remark</th> <th>Poi/Phas</th> </tr> <tr> <th>1</th> <th>2402.00</th> <th>97.43</th> <th>42.43</th> <th>54.00</th> <th>94.28</th> <th>32.88</th> <th>7.13</th> <th>36.86</th> <th>307</th> <th>307</th> <th>Average</th> <th>HORIZONTAL</th> </tr> </thead></table>	IMEI	Over	Limit	Line	Level Factor	Loss Factor	Remark	Poi/Phas	1	2402.00	97.43	42.43	54.00	94.28	32.88	7.13	36.86	307	307	Average	HORIZONTAL		
IMEI	Over	Limit	Line	Level Factor	Loss Factor	Remark	Poi/Phas																																							
1	2380.07	38.94	-15.06	54.00	35.85	32.86	7.10	36.87	307	307	Average	HORIZONTAL																																		
IMEI	Over	Limit	Line	Level Factor	Loss Factor	Remark	Poi/Phas																																							
1	2402.00	97.43	42.43	54.00	94.28	32.88	7.13	36.86	307	307	Average	HORIZONTAL																																		



BLE	2.4GHz 2400~2483.5MHz Band Edge @ 3m																																															
ANT	BLE CH00 2402MHz																																															
0	Vertical	Fundamental																																														
Peak	<p>Site : 030905-K5 Condition : FCC PART 15C 3m 3317 SN 79957 VERTICAL Project : FR230408 Mode : 4 Plane : F Full-directivity : Full-directivity IMEI : #21</p> <table border="1"> <thead> <tr> <th>IMEI</th> <th>Over</th> <th>Limit</th> <th>ReadAntenna</th> <th>Cable</th> <th>Preamp</th> <th>A/Pos</th> <th>T/Pos</th> <th>Remark</th> <th>Pol/Phas</th> </tr> <tr> <th>1</th> <th>2387.87</th> <th>48.91</th> <th>-25.09</th> <th>74.00</th> <th>45.79</th> <th>32.88</th> <th>7.10</th> <th>36.86</th> <th>171</th> <th>271</th> <th>Peak</th> <th>VERTICAL</th> </tr> </thead></table>	IMEI	Over	Limit	ReadAntenna	Cable	Preamp	A/Pos	T/Pos	Remark	Pol/Phas	1	2387.87	48.91	-25.09	74.00	45.79	32.88	7.10	36.86	171	271	Peak	VERTICAL	<p>Site : 030905-K5 Condition : FCC PART 15C 3m 3317 SN 79957 VERTICAL Project : FR230408 Mode : 4 Plane : F Full-directivity : Full-directivity IMEI : #21</p> <table border="1"> <thead> <tr> <th>IMEI</th> <th>Over</th> <th>Limit</th> <th>ReadAntenna</th> <th>Cable</th> <th>Preamp</th> <th>A/Pos</th> <th>T/Pos</th> <th>Remark</th> <th>Pol/Phas</th> </tr> <tr> <th>1</th> <th>2402.00</th> <th>95.86</th> <th>21.86</th> <th>74.00</th> <th>92.71</th> <th>32.88</th> <th>7.13</th> <th>36.86</th> <th>171</th> <th>271</th> <th>Peak</th> <th>VERTICAL</th> </tr> </thead></table>	IMEI	Over	Limit	ReadAntenna	Cable	Preamp	A/Pos	T/Pos	Remark	Pol/Phas	1	2402.00	95.86	21.86	74.00	92.71	32.88	7.13	36.86	171	271	Peak	VERTICAL
IMEI	Over	Limit	ReadAntenna	Cable	Preamp	A/Pos	T/Pos	Remark	Pol/Phas																																							
1	2387.87	48.91	-25.09	74.00	45.79	32.88	7.10	36.86	171	271	Peak	VERTICAL																																				
IMEI	Over	Limit	ReadAntenna	Cable	Preamp	A/Pos	T/Pos	Remark	Pol/Phas																																							
1	2402.00	95.86	21.86	74.00	92.71	32.88	7.13	36.86	171	271	Peak	VERTICAL																																				
Avg	<p>Site : 030905-K5 Condition : FCC PART 15C (AVG) 3m 3317 SN 79957 VERTICAL Project : FR230408 Mode : 4 Plane : F Full-directivity : Full-directivity IMEI : #21</p> <table border="1"> <thead> <tr> <th>IMEI</th> <th>Over</th> <th>Limit</th> <th>ReadAntenna</th> <th>Cable</th> <th>Preamp</th> <th>A/Pos</th> <th>T/Pos</th> <th>Remark</th> <th>Pol/Phas</th> </tr> <tr> <th>1</th> <th>2383.19</th> <th>35.94</th> <th>-15.06</th> <th>54.00</th> <th>35.85</th> <th>32.86</th> <th>7.10</th> <th>36.87</th> <th>171</th> <th>271</th> <th>Average</th> <th>VERTICAL</th> </tr> </thead></table>	IMEI	Over	Limit	ReadAntenna	Cable	Preamp	A/Pos	T/Pos	Remark	Pol/Phas	1	2383.19	35.94	-15.06	54.00	35.85	32.86	7.10	36.87	171	271	Average	VERTICAL	<p>Site : 030905-K5 Condition : FCC PART 15C (AVG) 3m 3317 SN 79957 VERTICAL Project : FR230408 Mode : 4 Plane : F Full-directivity : Full-directivity IMEI : #21</p> <table border="1"> <thead> <tr> <th>IMEI</th> <th>Over</th> <th>Limit</th> <th>ReadAntenna</th> <th>Cable</th> <th>Preamp</th> <th>A/Pos</th> <th>T/Pos</th> <th>Remark</th> <th>Pol/Phas</th> </tr> <tr> <th>1</th> <th>2402.00</th> <th>94.48</th> <th>40.48</th> <th>54.00</th> <th>91.33</th> <th>32.88</th> <th>7.13</th> <th>36.86</th> <th>171</th> <th>271</th> <th>Average</th> <th>VERTICAL</th> </tr> </thead></table>	IMEI	Over	Limit	ReadAntenna	Cable	Preamp	A/Pos	T/Pos	Remark	Pol/Phas	1	2402.00	94.48	40.48	54.00	91.33	32.88	7.13	36.86	171	271	Average	VERTICAL
IMEI	Over	Limit	ReadAntenna	Cable	Preamp	A/Pos	T/Pos	Remark	Pol/Phas																																							
1	2383.19	35.94	-15.06	54.00	35.85	32.86	7.10	36.87	171	271	Average	VERTICAL																																				
IMEI	Over	Limit	ReadAntenna	Cable	Preamp	A/Pos	T/Pos	Remark	Pol/Phas																																							
1	2402.00	94.48	40.48	54.00	91.33	32.88	7.13	36.86	171	271	Average	VERTICAL																																				



BLE	2.4GHz 2400~2483.5MHz Band Edge @ 3m																																																															
ANT	BLE CH19 2440MHz - L																																																															
0	Horizontal	Fundamental																																																														
Peak	 <p>Site : 030905-K5 Condition : FCC PART 15C 3e 2317 SN 70957 HORIZONTAL Project : FR230408 Mode : S Plane : Y Full-directivity : Y IMEI : #21</p> <table border="1"> <thead> <tr> <th>IMEI</th> <th>Over Level</th> <th>Limit</th> <th>ReadAntenna</th> <th>Cable Preamp</th> <th>A/Pos</th> <th>T/Pos</th> <th>Remark</th> <th>Pol/Phas</th> </tr> <tr> <th>MHz</th> <th>dBW/m</th> <th>dB</th> <th>dBW/m</th> <th>dB</th> <th>dB</th> <th>cm</th> <th>deg</th> <th></th> </tr> </thead> <tbody> <tr> <td>1</td> <td>2360.57</td> <td>48.61</td> <td>-25.39</td> <td>74.00</td> <td>45.59</td> <td>32.83</td> <td>7.07</td> <td>36.88</td> <td>272</td> <td>310</td> <td>Peak</td> <td>HORIZONTAL</td> </tr> </tbody> </table>	IMEI	Over Level	Limit	ReadAntenna	Cable Preamp	A/Pos	T/Pos	Remark	Pol/Phas	MHz	dBW/m	dB	dBW/m	dB	dB	cm	deg		1	2360.57	48.61	-25.39	74.00	45.59	32.83	7.07	36.88	272	310	Peak	HORIZONTAL	 <p>Site : 030905-K5 Condition : FCC PART 15C 3e 2317 SN 70957 HORIZONTAL Project : FR230408 Mode : S Plane : Y Full-directivity : Y IMEI : #21</p> <table border="1"> <thead> <tr> <th>IMEI</th> <th>Over Level</th> <th>Limit</th> <th>ReadAntenna</th> <th>Cable Preamp</th> <th>A/Pos</th> <th>T/Pos</th> <th>Remark</th> <th>Pol/Phas</th> </tr> <tr> <th>MHz</th> <th>dBW/m</th> <th>dB</th> <th>dBW/m</th> <th>dB</th> <th>dB</th> <th>cm</th> <th>deg</th> <th></th> </tr> </thead> <tbody> <tr> <td>1</td> <td>2440.00</td> <td>94.35</td> <td>20.35</td> <td>74.00</td> <td>91.06</td> <td>32.94</td> <td>7.19</td> <td>36.84</td> <td>272</td> <td>310</td> <td>Peak</td> <td>HORIZONTAL</td> </tr> </tbody> </table>	IMEI	Over Level	Limit	ReadAntenna	Cable Preamp	A/Pos	T/Pos	Remark	Pol/Phas	MHz	dBW/m	dB	dBW/m	dB	dB	cm	deg		1	2440.00	94.35	20.35	74.00	91.06	32.94	7.19	36.84	272	310	Peak	HORIZONTAL
IMEI	Over Level	Limit	ReadAntenna	Cable Preamp	A/Pos	T/Pos	Remark	Pol/Phas																																																								
MHz	dBW/m	dB	dBW/m	dB	dB	cm	deg																																																									
1	2360.57	48.61	-25.39	74.00	45.59	32.83	7.07	36.88	272	310	Peak	HORIZONTAL																																																				
IMEI	Over Level	Limit	ReadAntenna	Cable Preamp	A/Pos	T/Pos	Remark	Pol/Phas																																																								
MHz	dBW/m	dB	dBW/m	dB	dB	cm	deg																																																									
1	2440.00	94.35	20.35	74.00	91.06	32.94	7.19	36.84	272	310	Peak	HORIZONTAL																																																				
Avg.	 <p>Site : 030905-K5 Condition : FCC PART 15C (AVG) 3e 2317 SN 70957 HORIZONTAL Project : FR230408 Mode : S Plane : Y Full-directivity : Y IMEI : #21</p> <table border="1"> <thead> <tr> <th>IMEI</th> <th>Over Level</th> <th>Limit</th> <th>ReadAntenna</th> <th>Cable Preamp</th> <th>A/Pos</th> <th>T/Pos</th> <th>Remark</th> <th>Pol/Phas</th> </tr> <tr> <th>MHz</th> <th>dBW/m</th> <th>dB</th> <th>dBW/m</th> <th>dB</th> <th>dB</th> <th>cm</th> <th>deg</th> <th></th> </tr> </thead> <tbody> <tr> <td>1</td> <td>2325.47</td> <td>38.91</td> <td>-15.09</td> <td>54.00</td> <td>36.01</td> <td>32.79</td> <td>7.01</td> <td>36.90</td> <td>272</td> <td>310</td> <td>Average</td> <td>HORIZONTAL</td> </tr> </tbody> </table>	IMEI	Over Level	Limit	ReadAntenna	Cable Preamp	A/Pos	T/Pos	Remark	Pol/Phas	MHz	dBW/m	dB	dBW/m	dB	dB	cm	deg		1	2325.47	38.91	-15.09	54.00	36.01	32.79	7.01	36.90	272	310	Average	HORIZONTAL	 <p>Site : 030905-K5 Condition : FCC PART 15C (AVG) 3e 2317 SN 70957 HORIZONTAL Project : FR230408 Mode : S Plane : Y Full-directivity : Y IMEI : #21</p> <table border="1"> <thead> <tr> <th>IMEI</th> <th>Over Level</th> <th>Limit</th> <th>ReadAntenna</th> <th>Cable Preamp</th> <th>A/Pos</th> <th>T/Pos</th> <th>Remark</th> <th>Pol/Phas</th> </tr> <tr> <th>MHz</th> <th>dBW/m</th> <th>dB</th> <th>dBW/m</th> <th>dB</th> <th>dB</th> <th>cm</th> <th>deg</th> <th></th> </tr> </thead> <tbody> <tr> <td>1</td> <td>2440.00</td> <td>92.90</td> <td>38.90</td> <td>54.00</td> <td>89.01</td> <td>32.94</td> <td>7.19</td> <td>36.84</td> <td>272</td> <td>310</td> <td>Average</td> <td>HORIZONTAL</td> </tr> </tbody> </table>	IMEI	Over Level	Limit	ReadAntenna	Cable Preamp	A/Pos	T/Pos	Remark	Pol/Phas	MHz	dBW/m	dB	dBW/m	dB	dB	cm	deg		1	2440.00	92.90	38.90	54.00	89.01	32.94	7.19	36.84	272	310	Average	HORIZONTAL
IMEI	Over Level	Limit	ReadAntenna	Cable Preamp	A/Pos	T/Pos	Remark	Pol/Phas																																																								
MHz	dBW/m	dB	dBW/m	dB	dB	cm	deg																																																									
1	2325.47	38.91	-15.09	54.00	36.01	32.79	7.01	36.90	272	310	Average	HORIZONTAL																																																				
IMEI	Over Level	Limit	ReadAntenna	Cable Preamp	A/Pos	T/Pos	Remark	Pol/Phas																																																								
MHz	dBW/m	dB	dBW/m	dB	dB	cm	deg																																																									
1	2440.00	92.90	38.90	54.00	89.01	32.94	7.19	36.84	272	310	Average	HORIZONTAL																																																				



BLE	2.4GHz 2400~2483.5MHz Band Edge @ 3m																																
ANT	BLE CH19 2440MHz - R																																
0	Horizontal	Fundamental																															
Peak	<p>Site : 030905-KS Condition : FCC PART 15C 3m 3317.5M 75957 HORIZONTAL Project : FR230408 Mode : F Plane : Full-directivity ME1 : #21</p> <table border="1"> <thead> <tr> <th>ME1</th> <th>Over</th> <th>Limit</th> <th>ReadAntenna</th> <th>Cable Preamp</th> <th>A/Pos</th> <th>T/Pos</th> <th>Remark</th> <th>Pol/Phas</th> </tr> <tr> <th>Freq</th> <th>Level</th> <th>Limit</th> <th>Level Factor</th> <th>Loss Factor</th> <th>dB</th> <th>cm</th> <th>deg</th> <th></th> </tr> </thead> <tbody> <tr> <td>1</td> <td>2495.44</td> <td>49.42</td> <td>-24.58</td> <td>74.00</td> <td>45.95</td> <td>33.00</td> <td>7.28</td> <td>36.81</td> <td>272</td> <td>310</td> <td>Peak</td> <td>HORIZONTAL</td> </tr> </tbody> </table>	ME1	Over	Limit	ReadAntenna	Cable Preamp	A/Pos	T/Pos	Remark	Pol/Phas	Freq	Level	Limit	Level Factor	Loss Factor	dB	cm	deg		1	2495.44	49.42	-24.58	74.00	45.95	33.00	7.28	36.81	272	310	Peak	HORIZONTAL	Left blank
ME1	Over	Limit	ReadAntenna	Cable Preamp	A/Pos	T/Pos	Remark	Pol/Phas																									
Freq	Level	Limit	Level Factor	Loss Factor	dB	cm	deg																										
1	2495.44	49.42	-24.58	74.00	45.95	33.00	7.28	36.81	272	310	Peak	HORIZONTAL																					
Avg.	<p>Site : 030905-KS Condition : FCC PART 15C (AVG) 3m 3317.5M 75957 HORIZONTAL Project : FR230408 Mode : F Plane : Full-directivity ME1 : #21</p> <table border="1"> <thead> <tr> <th>ME1</th> <th>Over</th> <th>Limit</th> <th>ReadAntenna</th> <th>Cable Preamp</th> <th>A/Pos</th> <th>T/Pos</th> <th>Remark</th> <th>Pol/Phas</th> </tr> <tr> <th>Freq</th> <th>Level</th> <th>Limit</th> <th>Level Factor</th> <th>Loss Factor</th> <th>dB</th> <th>cm</th> <th>deg</th> <th></th> </tr> </thead> <tbody> <tr> <td>1</td> <td>2498.72</td> <td>39.33</td> <td>-14.67</td> <td>54.00</td> <td>35.89</td> <td>33.00</td> <td>7.25</td> <td>36.81</td> <td>272</td> <td>310</td> <td>Average</td> <td>HORIZONTAL</td> </tr> </tbody> </table>	ME1	Over	Limit	ReadAntenna	Cable Preamp	A/Pos	T/Pos	Remark	Pol/Phas	Freq	Level	Limit	Level Factor	Loss Factor	dB	cm	deg		1	2498.72	39.33	-14.67	54.00	35.89	33.00	7.25	36.81	272	310	Average	HORIZONTAL	Left blank
ME1	Over	Limit	ReadAntenna	Cable Preamp	A/Pos	T/Pos	Remark	Pol/Phas																									
Freq	Level	Limit	Level Factor	Loss Factor	dB	cm	deg																										
1	2498.72	39.33	-14.67	54.00	35.89	33.00	7.25	36.81	272	310	Average	HORIZONTAL																					



BLE	2.4GHz 2400~2483.5MHz Band Edge @ 3m																																																																																							
ANT	BLE CH39 2480MHZ																																																																																							
0	Horizontal	Fundamental																																																																																						
Peak	<p>Site : 030905-K5 Condition : FCC PART 15C 3m 3317.5M 79957 HORIZONTAL Project : RSW 1000.000kHz YSW 3000.000kHz SRF:Auto Mode : 0 Plane : 0 Full-directivity : F ME1 : #21</p> <table border="1"> <thead> <tr> <th>ME1</th> <th>Over</th> <th>Limit</th> <th>ReadAntenna</th> <th>Cable</th> <th>Preamp</th> <th>A/Pos</th> <th>T/Pos</th> <th>Remark</th> <th>Pol/Phas</th> </tr> <tr> <th></th> <th>Freq</th> <th>Level</th> <th>Limit</th> <th>Level</th> <th>Factor</th> <th>Loss</th> <th>Factor</th> <th></th> <th></th> </tr> <tr> <th></th> <th>MHz</th> <th>dBV/m</th> <th>dB</th> <th>dBV/m</th> <th>dB</th> <th>dB</th> <th>dB</th> <th>cm</th> <th>deg</th> </tr> </thead> <tbody> <tr> <td>1</td> <td>2480.00</td> <td>49.24</td> <td>-24.76</td> <td>74.00</td> <td>45.77</td> <td>33.00</td> <td>7.28</td> <td>36.81</td> <td>294</td> <td>308</td> <td>Peak</td> <td>HORIZONTAL</td> </tr> </tbody> </table>	ME1	Over	Limit	ReadAntenna	Cable	Preamp	A/Pos	T/Pos	Remark	Pol/Phas		Freq	Level	Limit	Level	Factor	Loss	Factor				MHz	dBV/m	dB	dBV/m	dB	dB	dB	cm	deg	1	2480.00	49.24	-24.76	74.00	45.77	33.00	7.28	36.81	294	308	Peak	HORIZONTAL	<p>Site : 030905-K5 Condition : FCC PART 15C 3m 3317.5M 79957 HORIZONTAL Project : RSW 1000.000kHz YSW 3000.000kHz SRF:Auto Mode : 0 Plane : 0 Full-directivity : F ME1 : #21</p> <table border="1"> <thead> <tr> <th>ME1</th> <th>Over</th> <th>Limit</th> <th>ReadAntenna</th> <th>Cable</th> <th>Preamp</th> <th>A/Pos</th> <th>T/Pos</th> <th>Remark</th> <th>Pol/Phas</th> </tr> <tr> <th></th> <th>Freq</th> <th>Level</th> <th>Limit</th> <th>Level</th> <th>Factor</th> <th>Loss</th> <th>Factor</th> <th></th> <th></th> </tr> <tr> <th></th> <th>MHz</th> <th>dBV/m</th> <th>dB</th> <th>dBV/m</th> <th>dB</th> <th>dB</th> <th>dB</th> <th>cm</th> <th>deg</th> </tr> </thead> <tbody> <tr> <td>1</td> <td>2480.00</td> <td>98.28</td> <td>24.78</td> <td>74.00</td> <td>94.87</td> <td>32.98</td> <td>7.25</td> <td>36.82</td> <td>294</td> <td>308</td> <td>Peak</td> <td>HORIZONTAL</td> </tr> </tbody> </table>	ME1	Over	Limit	ReadAntenna	Cable	Preamp	A/Pos	T/Pos	Remark	Pol/Phas		Freq	Level	Limit	Level	Factor	Loss	Factor				MHz	dBV/m	dB	dBV/m	dB	dB	dB	cm	deg	1	2480.00	98.28	24.78	74.00	94.87	32.98	7.25	36.82	294	308	Peak	HORIZONTAL
ME1	Over	Limit	ReadAntenna	Cable	Preamp	A/Pos	T/Pos	Remark	Pol/Phas																																																																															
	Freq	Level	Limit	Level	Factor	Loss	Factor																																																																																	
	MHz	dBV/m	dB	dBV/m	dB	dB	dB	cm	deg																																																																															
1	2480.00	49.24	-24.76	74.00	45.77	33.00	7.28	36.81	294	308	Peak	HORIZONTAL																																																																												
ME1	Over	Limit	ReadAntenna	Cable	Preamp	A/Pos	T/Pos	Remark	Pol/Phas																																																																															
	Freq	Level	Limit	Level	Factor	Loss	Factor																																																																																	
	MHz	dBV/m	dB	dBV/m	dB	dB	dB	cm	deg																																																																															
1	2480.00	98.28	24.78	74.00	94.87	32.98	7.25	36.82	294	308	Peak	HORIZONTAL																																																																												
Avg.	<p>Site : 030905-K5 Condition : FCC PART 15C (AVG) 3m 3317.5M 79957 HORIZONTAL Project : RSW 1000.000kHz YSW 3.7000kHz SRF:Auto Mode : 0 Plane : 0 Full-directivity : F ME1 : #21</p> <table border="1"> <thead> <tr> <th>ME1</th> <th>Over</th> <th>Limit</th> <th>ReadAntenna</th> <th>Cable</th> <th>Preamp</th> <th>A/Pos</th> <th>T/Pos</th> <th>Remark</th> <th>Pol/Phas</th> </tr> <tr> <th></th> <th>Freq</th> <th>Level</th> <th>Limit</th> <th>Level</th> <th>Factor</th> <th>Loss</th> <th>Factor</th> <th></th> <th></th> </tr> <tr> <th></th> <th>MHz</th> <th>dBV/m</th> <th>dB</th> <th>dBV/m</th> <th>dB</th> <th>dB</th> <th>dB</th> <th>cm</th> <th>deg</th> </tr> </thead> <tbody> <tr> <td>1</td> <td>2480.00</td> <td>39.39</td> <td>-14.61</td> <td>54.00</td> <td>35.92</td> <td>33.00</td> <td>7.28</td> <td>36.81</td> <td>294</td> <td>308</td> <td>Average</td> <td>HORIZONTAL</td> </tr> </tbody> </table>	ME1	Over	Limit	ReadAntenna	Cable	Preamp	A/Pos	T/Pos	Remark	Pol/Phas		Freq	Level	Limit	Level	Factor	Loss	Factor				MHz	dBV/m	dB	dBV/m	dB	dB	dB	cm	deg	1	2480.00	39.39	-14.61	54.00	35.92	33.00	7.28	36.81	294	308	Average	HORIZONTAL	<p>Site : 030905-K5 Condition : FCC PART 15C (AVG) 3m 3317.5M 79957 HORIZONTAL Project : RSW 1000.000kHz YSW 3.7000kHz SRF:Auto Mode : 0 Plane : 0 Full-directivity : F ME1 : #21</p> <table border="1"> <thead> <tr> <th>ME1</th> <th>Over</th> <th>Limit</th> <th>ReadAntenna</th> <th>Cable</th> <th>Preamp</th> <th>A/Pos</th> <th>T/Pos</th> <th>Remark</th> <th>Pol/Phas</th> </tr> <tr> <th></th> <th>Freq</th> <th>Level</th> <th>Limit</th> <th>Level</th> <th>Factor</th> <th>Loss</th> <th>Factor</th> <th></th> <th></th> </tr> <tr> <th></th> <th>MHz</th> <th>dBV/m</th> <th>dB</th> <th>dBV/m</th> <th>dB</th> <th>dB</th> <th>dB</th> <th>cm</th> <th>deg</th> </tr> </thead> <tbody> <tr> <td>1</td> <td>2480.00</td> <td>97.28</td> <td>42.28</td> <td>54.00</td> <td>93.87</td> <td>32.98</td> <td>7.25</td> <td>36.82</td> <td>294</td> <td>308</td> <td>Average</td> <td>HORIZONTAL</td> </tr> </tbody> </table>	ME1	Over	Limit	ReadAntenna	Cable	Preamp	A/Pos	T/Pos	Remark	Pol/Phas		Freq	Level	Limit	Level	Factor	Loss	Factor				MHz	dBV/m	dB	dBV/m	dB	dB	dB	cm	deg	1	2480.00	97.28	42.28	54.00	93.87	32.98	7.25	36.82	294	308	Average	HORIZONTAL
ME1	Over	Limit	ReadAntenna	Cable	Preamp	A/Pos	T/Pos	Remark	Pol/Phas																																																																															
	Freq	Level	Limit	Level	Factor	Loss	Factor																																																																																	
	MHz	dBV/m	dB	dBV/m	dB	dB	dB	cm	deg																																																																															
1	2480.00	39.39	-14.61	54.00	35.92	33.00	7.28	36.81	294	308	Average	HORIZONTAL																																																																												
ME1	Over	Limit	ReadAntenna	Cable	Preamp	A/Pos	T/Pos	Remark	Pol/Phas																																																																															
	Freq	Level	Limit	Level	Factor	Loss	Factor																																																																																	
	MHz	dBV/m	dB	dBV/m	dB	dB	dB	cm	deg																																																																															
1	2480.00	97.28	42.28	54.00	93.87	32.98	7.25	36.82	294	308	Average	HORIZONTAL																																																																												



BLE	2.4GHz 2400~2483.5MHz Band Edge @ 3m	
ANT	BLE CH39 2480MHz	
0	Vertical	Fundamental
Peak	<pre> Site : 030905-K5 Condition : FCC PART 15C 3m 3317.5M 75957 VERTICAL Project : RSW 1000.000KHz VSW:3000.000KHz SRF:Auto Mode : 0 Plane : T MEI : Full-directivity : #21 ----- Freq Level Over Limit ReadAntenna Cable Preamp A/Pos T/Pos Remark Pol/Phas MHz dBV/m dB dBV/m dBV dBm dB dB cm deg ----- 1 2484.42 49.24 -24.76 74.00 45.77 33.00 7.28 36.81 124 234 Peak VERTICAL </pre>	<pre> Site : 030905-K5 Condition : FCC PART 15C 3m 3317.5M 75957 VERTICAL Project : RSW 1000.000KHz VSW:3000.000KHz SRF:Auto Mode : 0 Plane : T MEI : Full-directivity : #21 ----- Freq Level Over Limit ReadAntenna Cable Preamp A/Pos T/Pos Remark Pol/Phas MHz dBV/m dB dBV/m dBV dBm dB dB cm deg ----- 1 * 2480.00 94.28 20.28 74.00 90.87 32.98 7.25 36.82 124 234 Peak VERTICAL </pre>
Avg.	<pre> Site : 030905-K5 Condition : FCC PART 15C (AVG) 3m 3317.5M 75957 VERTICAL Project : RSW 1000.000KHz VSW:2.7000KHz SRF:Auto Mode : 0 Plane : T MEI : Full-directivity : #21 ----- Freq Level Over Limit ReadAntenna Cable Preamp A/Pos T/Pos Remark Pol/Phas MHz dBV/m dB dBV/m dBV dBm dB dB cm deg ----- 1 2480.10 39.26 -14.74 54.00 35.82 33.00 7.25 36.81 124 234 Average VERTICAL </pre>	<pre> Site : 030905-K5 Condition : FCC PART 15C (AVG) 3m 3317.5M 75957 VERTICAL Project : RSW 1000.000KHz VSW:2.7000KHz SRF:Auto Mode : 0 Plane : T MEI : Full-directivity : #21 ----- Freq Level Over Limit ReadAntenna Cable Preamp A/Pos T/Pos Remark Pol/Phas MHz dBV/m dB dBV/m dBV dBm dB dB cm deg ----- 1 * 2480.00 92.91 38.91 54.00 89.00 32.98 7.25 36.82 124 234 Average VERTICAL </pre>



2.4GHz 2400~2483.5MHz
BLE (1M) (Harmonic @ 3m)

BLE	2.4GHz 2400~2483.5MHz Harmonic @ 3m																																																									
ANT	BLE CH00 2402MHz																																																									
0	Horizontal	Vertical																																																								
Peak Avg.	<pre> Site : 030405-KS Condition : FCC PART 15C 3m 3317.0M 75957 HORIZONTAL Project : FR230408 Mode : 4 Plane : 0 Polariz : Full-directivity IMEI : 821 </pre> <table border="1"> <thead> <tr> <th>IMEI</th> <th>Over Limit</th> <th>ReadAntenna</th> <th>Cable Preamp</th> <th>A/Pos</th> <th>T/Pos</th> <th>Remark</th> <th>Pol/Phas</th> </tr> <tr> <th>MHz</th> <th>dBuV/m</th> <th>dB</th> <th>dBuV/m</th> <th>dB</th> <th>dB</th> <th>cm</th> <th>deg</th> </tr> </thead> <tbody> <tr> <td>1</td> <td>4800.00</td> <td>39.21</td> <td>-34.79</td> <td>74.00</td> <td>60.19</td> <td>34.19</td> <td>10.20</td> <td>65.37</td> <td>300</td> <td>0 Peak</td> <td>HORIZONTAL</td> </tr> </tbody> </table>	IMEI	Over Limit	ReadAntenna	Cable Preamp	A/Pos	T/Pos	Remark	Pol/Phas	MHz	dBuV/m	dB	dBuV/m	dB	dB	cm	deg	1	4800.00	39.21	-34.79	74.00	60.19	34.19	10.20	65.37	300	0 Peak	HORIZONTAL	<pre> Site : 030405-KS Condition : FCC PART 15C 3m 3317.0M 75957 VERTICAL Project : FR230408 Mode : 4 Plane : 0 Polariz : Full-directivity IMEI : 821 </pre> <table border="1"> <thead> <tr> <th>IMEI</th> <th>Over Limit</th> <th>ReadAntenna</th> <th>Cable Preamp</th> <th>A/Pos</th> <th>T/Pos</th> <th>Remark</th> <th>Pol/Phas</th> </tr> <tr> <th>MHz</th> <th>dBuV/m</th> <th>dB</th> <th>dBuV/m</th> <th>dB</th> <th>dB</th> <th>cm</th> <th>deg</th> </tr> </thead> <tbody> <tr> <td>1</td> <td>4800.00</td> <td>39.55</td> <td>-34.45</td> <td>74.00</td> <td>60.53</td> <td>34.19</td> <td>10.20</td> <td>65.37</td> <td>100</td> <td>0 Peak</td> <td>VERTICAL</td> </tr> </tbody> </table>	IMEI	Over Limit	ReadAntenna	Cable Preamp	A/Pos	T/Pos	Remark	Pol/Phas	MHz	dBuV/m	dB	dBuV/m	dB	dB	cm	deg	1	4800.00	39.55	-34.45	74.00	60.53	34.19	10.20	65.37	100	0 Peak	VERTICAL
IMEI	Over Limit	ReadAntenna	Cable Preamp	A/Pos	T/Pos	Remark	Pol/Phas																																																			
MHz	dBuV/m	dB	dBuV/m	dB	dB	cm	deg																																																			
1	4800.00	39.21	-34.79	74.00	60.19	34.19	10.20	65.37	300	0 Peak	HORIZONTAL																																															
IMEI	Over Limit	ReadAntenna	Cable Preamp	A/Pos	T/Pos	Remark	Pol/Phas																																																			
MHz	dBuV/m	dB	dBuV/m	dB	dB	cm	deg																																																			
1	4800.00	39.55	-34.45	74.00	60.53	34.19	10.20	65.37	100	0 Peak	VERTICAL																																															



BLE	2.4GHz 2400~2483.5MHz Harmonic @ 3m																																																																																																	
ANT	BLE CH19 2440MHz																																																																																																	
0	Horizontal	Vertical																																																																																																
Peak Avg.	<p>Site : 030905-KS Condition : E50 SWR1 100 Ohm 3017 SW 10000 HORN/OMNIAL Project : RSW 1000.000kHz YSW 3000.000kHz SMT Auto FR230408B Mode : S Plane : Y Full Directivity : Y IME1 : Full Directivity</p> <table border="1"> <thead> <tr> <th>IME1</th> <th>Freq</th> <th>Level</th> <th>Over</th> <th>Limit</th> <th>ReadAntenna</th> <th>Cable</th> <th>Preamp</th> <th>A/Pos</th> <th>T/Pos</th> <th>Remark</th> <th>Pol/Phas</th> </tr> <tr> <th></th> <th>MHz</th> <th>dBuV/m</th> <th>dB</th> <th>dBuV/m</th> <th>dB/m</th> <th>dB</th> <th>dB</th> <th>cm</th> <th>deg</th> <th></th> <th></th> </tr> </thead> <tbody> <tr> <td>1</td> <td>4875.00</td> <td>40.23</td> <td>-33.77</td> <td>74.00</td> <td>61.13</td> <td>34.23</td> <td>10.29</td> <td>65.42</td> <td>300</td> <td>0 Peak</td> <td>HORIZONTAL</td> </tr> <tr> <td>2</td> <td>7320.00</td> <td>42.14</td> <td>-31.86</td> <td>74.00</td> <td>59.51</td> <td>35.87</td> <td>12.72</td> <td>65.96</td> <td>300</td> <td>0 Peak</td> <td>HORIZONTAL</td> </tr> </tbody> </table>	IME1	Freq	Level	Over	Limit	ReadAntenna	Cable	Preamp	A/Pos	T/Pos	Remark	Pol/Phas		MHz	dBuV/m	dB	dBuV/m	dB/m	dB	dB	cm	deg			1	4875.00	40.23	-33.77	74.00	61.13	34.23	10.29	65.42	300	0 Peak	HORIZONTAL	2	7320.00	42.14	-31.86	74.00	59.51	35.87	12.72	65.96	300	0 Peak	HORIZONTAL	<p>Site : 030905-KS Condition : E50 SWR1 100 Ohm 3017 SW 10000 VERTICAL Project : RSW 1000.000kHz YSW 3000.000kHz SMT Auto FR230408B Mode : S Plane : Y Full Directivity : Y IME1 : Full Directivity</p> <table border="1"> <thead> <tr> <th>IME1</th> <th>Freq</th> <th>Level</th> <th>Over</th> <th>Limit</th> <th>ReadAntenna</th> <th>Cable</th> <th>Preamp</th> <th>A/Pos</th> <th>T/Pos</th> <th>Remark</th> <th>Pol/Phas</th> </tr> <tr> <th></th> <th>MHz</th> <th>dBuV/m</th> <th>dB</th> <th>dBuV/m</th> <th>dB/m</th> <th>dB</th> <th>dB</th> <th>cm</th> <th>deg</th> <th></th> <th></th> </tr> </thead> <tbody> <tr> <td>1</td> <td>4875.00</td> <td>40.27</td> <td>-33.78</td> <td>74.00</td> <td>61.12</td> <td>34.23</td> <td>10.29</td> <td>65.42</td> <td>100</td> <td>0 Peak</td> <td>VERTICAL</td> </tr> <tr> <td>2</td> <td>7320.00</td> <td>42.49</td> <td>-31.51</td> <td>74.00</td> <td>59.86</td> <td>35.87</td> <td>12.72</td> <td>66.96</td> <td>100</td> <td>0 Peak</td> <td>VERTICAL</td> </tr> </tbody> </table>	IME1	Freq	Level	Over	Limit	ReadAntenna	Cable	Preamp	A/Pos	T/Pos	Remark	Pol/Phas		MHz	dBuV/m	dB	dBuV/m	dB/m	dB	dB	cm	deg			1	4875.00	40.27	-33.78	74.00	61.12	34.23	10.29	65.42	100	0 Peak	VERTICAL	2	7320.00	42.49	-31.51	74.00	59.86	35.87	12.72	66.96	100	0 Peak	VERTICAL
IME1	Freq	Level	Over	Limit	ReadAntenna	Cable	Preamp	A/Pos	T/Pos	Remark	Pol/Phas																																																																																							
	MHz	dBuV/m	dB	dBuV/m	dB/m	dB	dB	cm	deg																																																																																									
1	4875.00	40.23	-33.77	74.00	61.13	34.23	10.29	65.42	300	0 Peak	HORIZONTAL																																																																																							
2	7320.00	42.14	-31.86	74.00	59.51	35.87	12.72	65.96	300	0 Peak	HORIZONTAL																																																																																							
IME1	Freq	Level	Over	Limit	ReadAntenna	Cable	Preamp	A/Pos	T/Pos	Remark	Pol/Phas																																																																																							
	MHz	dBuV/m	dB	dBuV/m	dB/m	dB	dB	cm	deg																																																																																									
1	4875.00	40.27	-33.78	74.00	61.12	34.23	10.29	65.42	100	0 Peak	VERTICAL																																																																																							
2	7320.00	42.49	-31.51	74.00	59.86	35.87	12.72	66.96	100	0 Peak	VERTICAL																																																																																							



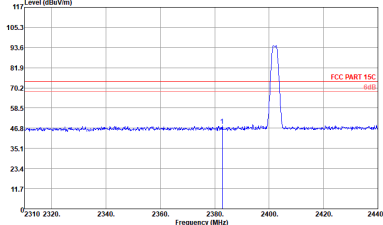
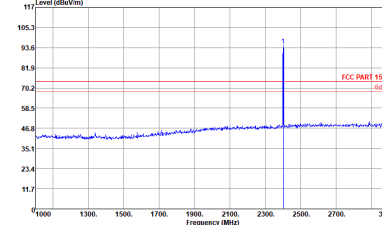
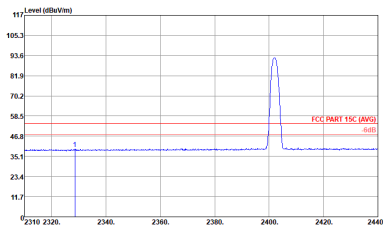
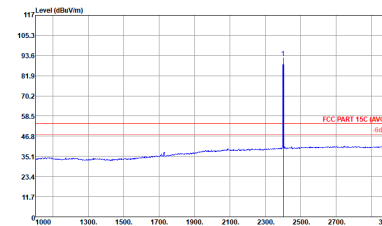
BLE	2.4GHz 2400~2483.5MHz Harmonic @ 3m																																																																																	
ANT	BLE CH39 2480MHz																																																																																	
0	Horizontal	Vertical																																																																																
Peak	<p>Site : 030905-KS Condition : FCC PART 15C 3m 3317 SW 10000 HORIZONTAL Project : FR230408B Mode : 6 Plane : Y Full Directivity : Y IE1 : E21</p> <table border="1"> <thead> <tr> <th>ME1</th> <th>Over</th> <th>Limit</th> <th>ReadAntenna</th> <th>Cable</th> <th>Preamp</th> <th>A/Pos</th> <th>T/Pos</th> <th>Remark</th> <th>Pol/Phas</th> </tr> <tr> <th>MHz</th> <th>dBuV/m</th> <th>dB</th> <th>dBuV/m</th> <th>dB</th> <th>dB</th> <th>cm</th> <th>deg</th> <th></th> <th></th> </tr> </thead> <tbody> <tr> <td>1</td> <td>49.08</td> <td>-33.42</td> <td>74.00</td> <td>61.36</td> <td>34.28</td> <td>10.41</td> <td>65.47</td> <td>300</td> <td>0 Peak HORIZONTAL</td> </tr> <tr> <td>2</td> <td>7440.00</td> <td>42.70</td> <td>-31.80</td> <td>74.00</td> <td>59.83</td> <td>35.89</td> <td>12.79</td> <td>66.31</td> <td>300 0 Peak HORIZONTAL</td> </tr> </tbody> </table>	ME1	Over	Limit	ReadAntenna	Cable	Preamp	A/Pos	T/Pos	Remark	Pol/Phas	MHz	dBuV/m	dB	dBuV/m	dB	dB	cm	deg			1	49.08	-33.42	74.00	61.36	34.28	10.41	65.47	300	0 Peak HORIZONTAL	2	7440.00	42.70	-31.80	74.00	59.83	35.89	12.79	66.31	300 0 Peak HORIZONTAL	<p>Site : 030905-KS Condition : FCC PART 15C 3m 3317 SW 10000 VERTICAL Project : FR230408B Mode : 6 Plane : Y Full Directivity : Y IE1 : E21</p> <table border="1"> <thead> <tr> <th>ME1</th> <th>Over</th> <th>Limit</th> <th>ReadAntenna</th> <th>Cable</th> <th>Preamp</th> <th>A/Pos</th> <th>T/Pos</th> <th>Remark</th> <th>Pol/Phas</th> </tr> <tr> <th>MHz</th> <th>dBuV/m</th> <th>dB</th> <th>dBuV/m</th> <th>dB</th> <th>dB</th> <th>cm</th> <th>deg</th> <th></th> <th></th> </tr> </thead> <tbody> <tr> <td>1</td> <td>49.01</td> <td>-33.39</td> <td>74.00</td> <td>61.39</td> <td>34.28</td> <td>10.41</td> <td>65.47</td> <td>100</td> <td>0 Peak VERTICAL</td> </tr> <tr> <td>2</td> <td>7440.00</td> <td>41.92</td> <td>-32.08</td> <td>74.00</td> <td>59.85</td> <td>35.89</td> <td>12.79</td> <td>66.31</td> <td>100 0 Peak VERTICAL</td> </tr> </tbody> </table>	ME1	Over	Limit	ReadAntenna	Cable	Preamp	A/Pos	T/Pos	Remark	Pol/Phas	MHz	dBuV/m	dB	dBuV/m	dB	dB	cm	deg			1	49.01	-33.39	74.00	61.39	34.28	10.41	65.47	100	0 Peak VERTICAL	2	7440.00	41.92	-32.08	74.00	59.85	35.89	12.79	66.31	100 0 Peak VERTICAL
ME1	Over	Limit	ReadAntenna	Cable	Preamp	A/Pos	T/Pos	Remark	Pol/Phas																																																																									
MHz	dBuV/m	dB	dBuV/m	dB	dB	cm	deg																																																																											
1	49.08	-33.42	74.00	61.36	34.28	10.41	65.47	300	0 Peak HORIZONTAL																																																																									
2	7440.00	42.70	-31.80	74.00	59.83	35.89	12.79	66.31	300 0 Peak HORIZONTAL																																																																									
ME1	Over	Limit	ReadAntenna	Cable	Preamp	A/Pos	T/Pos	Remark	Pol/Phas																																																																									
MHz	dBuV/m	dB	dBuV/m	dB	dB	cm	deg																																																																											
1	49.01	-33.39	74.00	61.39	34.28	10.41	65.47	100	0 Peak VERTICAL																																																																									
2	7440.00	41.92	-32.08	74.00	59.85	35.89	12.79	66.31	100 0 Peak VERTICAL																																																																									



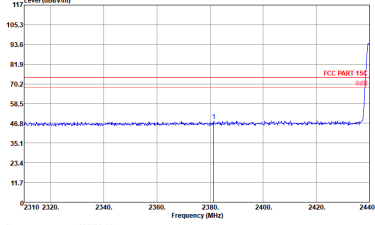
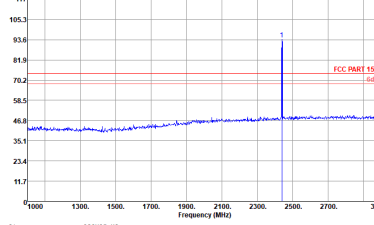
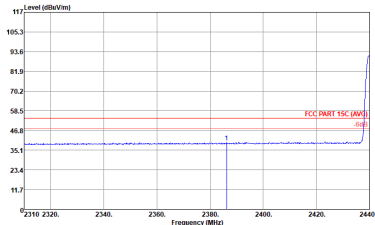
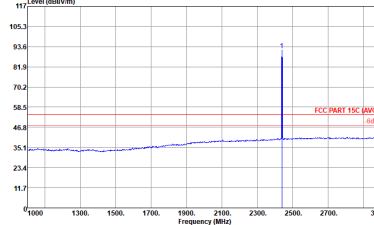
2.4GHz 2400~2483.5MHz
BLE (2M) (Band Edge @ 3m)

BLE	2.4GHz 2400~2483.5MHz Band Edge @ 3m	
ANT	BLE CH00 2402MHz	
0	Horizontal	Fundamental
Peak	<pre> Site : 030405-K3 Condition : FCC PART 15C 3m 3317.5N 75957 HORIZONTAL FREQ : 1500.000MHz YBW:3.000MHz SFT:Auto Project : (FR)230408 Mode : F Plane : Y IMEI : Full-directivity IMEI : #21 Freq Level Over Limit ReadAntenna Cable Preamp A/Pos T/Pos Remark Pol/Phas MHz dBuV/m dB dBuV/m dBuV dB/m dB dB cm deg 1 2389.95 48.51 -25.49 74.00 45.39 32.88 7.10 36.86 288 308 Peak HORIZONTAL </pre>	<pre> Site : 030405-K3 Condition : FCC PART 15C 3m 3317.5N 75957 HORIZONTAL FREQ : 1500.000MHz YBW:3.000MHz SFT:Auto Project : (FR)230408 Mode : F Plane : Y IMEI : Full-directivity IMEI : #21 Freq Level Over Limit ReadAntenna Cable Preamp A/Pos T/Pos Remark Pol/Phas MHz dBuV/m dB dBuV/m dBuV dB/m dB dB cm deg 1 2402.00 98.58 24.58 74.00 95.43 32.88 7.13 36.86 288 308 Peak HORIZONTAL </pre>
Avg.	<pre> Site : 030405-K3 Condition : FCC PART 15C (AVG) 3m 3317.5N 75957 HORIZONTAL FREQ : 1500.000MHz YBW:3.000MHz SFT:Auto Project : (FR)230408 Mode : F Plane : Y IMEI : Full-directivity IMEI : #21 Freq Level Over Limit ReadAntenna Cable Preamp A/Pos T/Pos Remark Pol/Phas MHz dBuV/m dB dBuV/m dBuV dB/m dB dB cm deg 1 2388.65 39.72 -14.28 54.00 36.60 32.88 7.10 36.86 288 308 Average HORIZONTAL </pre>	<pre> Site : 030405-K3 Condition : FCC PART 15C (AVG) 3m 3317.5N 75957 HORIZONTAL FREQ : 1500.000MHz YBW:3.000MHz SFT:Auto Project : (FR)230408 Mode : F Plane : Y IMEI : Full-directivity IMEI : #21 Freq Level Over Limit ReadAntenna Cable Preamp A/Pos T/Pos Remark Pol/Phas MHz dBuV/m dB dBuV/m dBuV dB/m dB dB cm deg 1 2402.00 95.66 41.66 54.00 92.01 32.88 7.13 36.86 288 308 Average HORIZONTAL </pre>

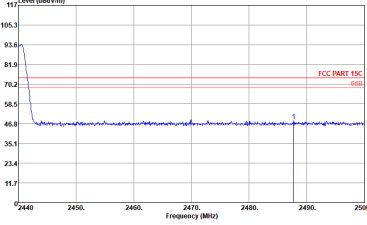
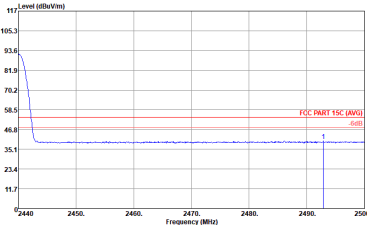


BLE	2.4GHz 2400~2483.5MHz Band Edge @ 3m																																																																																							
ANT	BLE CH00 2402MHz																																																																																							
0	Vertical	Fundamental																																																																																						
Peak	 <p>Site : 030905-K5 Condition : FCC PART 15C 3m 3317 SN 79957 VERTICAL Project : FR230408 Mode : 7 Plane : Y Full-directivity : Full-directivity IMEI : #21</p> <table border="1"> <thead> <tr> <th>IMEI</th> <th>Over</th> <th>Limit</th> <th>ReadAntenna</th> <th>Cable</th> <th>Preamp</th> <th>A/Pos</th> <th>T/Pos</th> <th>Remark</th> <th>Pol/Phas</th> </tr> <tr> <th>Freq</th> <th>Level</th> <th>Limit</th> <th>Line</th> <th>Level</th> <th>Factor</th> <th>Loss</th> <th>Factor</th> <th></th> <th></th> </tr> <tr> <th>MHz</th> <th>dBuV/m</th> <th>dB</th> <th>dBuV/m</th> <th>dBuV</th> <th>dB/m</th> <th>dB</th> <th>dB</th> <th>cm</th> <th>deg</th> </tr> </thead> <tbody> <tr> <td>1</td> <td>2382.67</td> <td>48.13</td> <td>-25.87</td> <td>74.00</td> <td>45.04</td> <td>32.86</td> <td>7.10</td> <td>36.87</td> <td>174</td> <td>271</td> <td>Peak</td> <td>VERTICAL</td> </tr> </tbody> </table>	IMEI	Over	Limit	ReadAntenna	Cable	Preamp	A/Pos	T/Pos	Remark	Pol/Phas	Freq	Level	Limit	Line	Level	Factor	Loss	Factor			MHz	dBuV/m	dB	dBuV/m	dBuV	dB/m	dB	dB	cm	deg	1	2382.67	48.13	-25.87	74.00	45.04	32.86	7.10	36.87	174	271	Peak	VERTICAL	 <p>Site : 030905-K5 Condition : FCC PART 15C 3m 3317 SN 79957 VERTICAL Project : FR230408 Mode : 7 Plane : Y Full-directivity : Full-directivity IMEI : #21</p> <table border="1"> <thead> <tr> <th>IMEI</th> <th>Over</th> <th>Limit</th> <th>ReadAntenna</th> <th>Cable</th> <th>Preamp</th> <th>A/Pos</th> <th>T/Pos</th> <th>Remark</th> <th>Pol/Phas</th> </tr> <tr> <th>Freq</th> <th>Level</th> <th>Limit</th> <th>Line</th> <th>Level</th> <th>Factor</th> <th>Loss</th> <th>Factor</th> <th></th> <th></th> </tr> <tr> <th>MHz</th> <th>dBuV/m</th> <th>dB</th> <th>dBuV/m</th> <th>dBuV</th> <th>dB/m</th> <th>dB</th> <th>dB</th> <th>cm</th> <th>deg</th> </tr> </thead> <tbody> <tr> <td>1</td> <td>2402.00</td> <td>94.85</td> <td>20.85</td> <td>74.00</td> <td>91.70</td> <td>32.88</td> <td>7.13</td> <td>36.86</td> <td>174</td> <td>271</td> <td>Peak</td> <td>VERTICAL</td> </tr> </tbody> </table>	IMEI	Over	Limit	ReadAntenna	Cable	Preamp	A/Pos	T/Pos	Remark	Pol/Phas	Freq	Level	Limit	Line	Level	Factor	Loss	Factor			MHz	dBuV/m	dB	dBuV/m	dBuV	dB/m	dB	dB	cm	deg	1	2402.00	94.85	20.85	74.00	91.70	32.88	7.13	36.86	174	271	Peak	VERTICAL
IMEI	Over	Limit	ReadAntenna	Cable	Preamp	A/Pos	T/Pos	Remark	Pol/Phas																																																																															
Freq	Level	Limit	Line	Level	Factor	Loss	Factor																																																																																	
MHz	dBuV/m	dB	dBuV/m	dBuV	dB/m	dB	dB	cm	deg																																																																															
1	2382.67	48.13	-25.87	74.00	45.04	32.86	7.10	36.87	174	271	Peak	VERTICAL																																																																												
IMEI	Over	Limit	ReadAntenna	Cable	Preamp	A/Pos	T/Pos	Remark	Pol/Phas																																																																															
Freq	Level	Limit	Line	Level	Factor	Loss	Factor																																																																																	
MHz	dBuV/m	dB	dBuV/m	dBuV	dB/m	dB	dB	cm	deg																																																																															
1	2402.00	94.85	20.85	74.00	91.70	32.88	7.13	36.86	174	271	Peak	VERTICAL																																																																												
Avg	 <p>Site : 030905-K5 Condition : FCC PART 15C (AVG) 3m 3317 SN 79957 VERTICAL Project : FR230408 Mode : 7 Plane : Y Full-directivity : Full-directivity IMEI : #21</p> <table border="1"> <thead> <tr> <th>IMEI</th> <th>Over</th> <th>Limit</th> <th>ReadAntenna</th> <th>Cable</th> <th>Preamp</th> <th>A/Pos</th> <th>T/Pos</th> <th>Remark</th> <th>Pol/Phas</th> </tr> <tr> <th>Freq</th> <th>Level</th> <th>Limit</th> <th>Line</th> <th>Level</th> <th>Factor</th> <th>Loss</th> <th>Factor</th> <th></th> <th></th> </tr> <tr> <th>MHz</th> <th>dBuV/m</th> <th>dB</th> <th>dBuV/m</th> <th>dBuV</th> <th>dB/m</th> <th>dB</th> <th>dB</th> <th>cm</th> <th>deg</th> </tr> </thead> <tbody> <tr> <td>1</td> <td>2328.99</td> <td>39.57</td> <td>-14.43</td> <td>54.00</td> <td>36.67</td> <td>32.79</td> <td>7.01</td> <td>36.90</td> <td>174</td> <td>271</td> <td>Average</td> <td>VERTICAL</td> </tr> </tbody> </table>	IMEI	Over	Limit	ReadAntenna	Cable	Preamp	A/Pos	T/Pos	Remark	Pol/Phas	Freq	Level	Limit	Line	Level	Factor	Loss	Factor			MHz	dBuV/m	dB	dBuV/m	dBuV	dB/m	dB	dB	cm	deg	1	2328.99	39.57	-14.43	54.00	36.67	32.79	7.01	36.90	174	271	Average	VERTICAL	 <p>Site : 030905-K5 Condition : FCC PART 15C (AVG) 3m 3317 SN 79957 VERTICAL Project : FR230408 Mode : 7 Plane : Y Full-directivity : Full-directivity IMEI : #21</p> <table border="1"> <thead> <tr> <th>IMEI</th> <th>Over</th> <th>Limit</th> <th>ReadAntenna</th> <th>Cable</th> <th>Preamp</th> <th>A/Pos</th> <th>T/Pos</th> <th>Remark</th> <th>Pol/Phas</th> </tr> <tr> <th>Freq</th> <th>Level</th> <th>Limit</th> <th>Line</th> <th>Level</th> <th>Factor</th> <th>Loss</th> <th>Factor</th> <th></th> <th></th> </tr> <tr> <th>MHz</th> <th>dBuV/m</th> <th>dB</th> <th>dBuV/m</th> <th>dBuV</th> <th>dB/m</th> <th>dB</th> <th>dB</th> <th>cm</th> <th>deg</th> </tr> </thead> <tbody> <tr> <td>1</td> <td>2402.00</td> <td>92.27</td> <td>38.27</td> <td>54.00</td> <td>89.12</td> <td>32.88</td> <td>7.13</td> <td>36.86</td> <td>174</td> <td>271</td> <td>Average</td> <td>VERTICAL</td> </tr> </tbody> </table>	IMEI	Over	Limit	ReadAntenna	Cable	Preamp	A/Pos	T/Pos	Remark	Pol/Phas	Freq	Level	Limit	Line	Level	Factor	Loss	Factor			MHz	dBuV/m	dB	dBuV/m	dBuV	dB/m	dB	dB	cm	deg	1	2402.00	92.27	38.27	54.00	89.12	32.88	7.13	36.86	174	271	Average	VERTICAL
IMEI	Over	Limit	ReadAntenna	Cable	Preamp	A/Pos	T/Pos	Remark	Pol/Phas																																																																															
Freq	Level	Limit	Line	Level	Factor	Loss	Factor																																																																																	
MHz	dBuV/m	dB	dBuV/m	dBuV	dB/m	dB	dB	cm	deg																																																																															
1	2328.99	39.57	-14.43	54.00	36.67	32.79	7.01	36.90	174	271	Average	VERTICAL																																																																												
IMEI	Over	Limit	ReadAntenna	Cable	Preamp	A/Pos	T/Pos	Remark	Pol/Phas																																																																															
Freq	Level	Limit	Line	Level	Factor	Loss	Factor																																																																																	
MHz	dBuV/m	dB	dBuV/m	dBuV	dB/m	dB	dB	cm	deg																																																																															
1	2402.00	92.27	38.27	54.00	89.12	32.88	7.13	36.86	174	271	Average	VERTICAL																																																																												

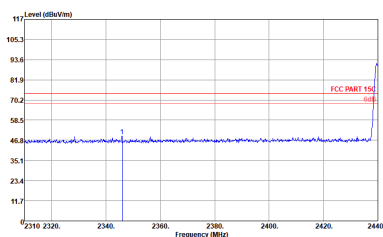
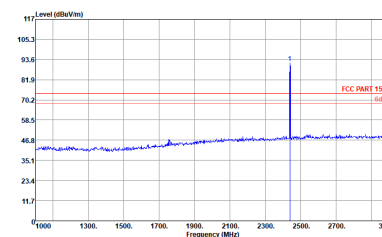
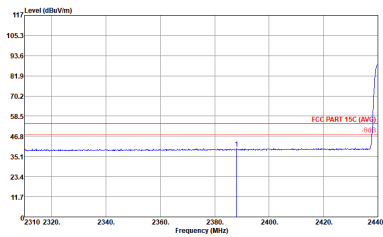
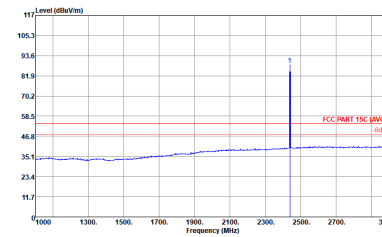


BLE	2.4GHz 2400~2483.5MHz Band Edge @ 3m																																																																			
ANT	BLE CH19 2440MHz - L																																																																			
0	Horizontal	Fundamental																																																																		
Peak	 <p>Site Condition : 030905-K5 FCC PART 15C 3m 3317 SN 70957 HORIZONTAL RSM 1000.000kHz VSW:3000.000kHz SMT-Auto Project : (FR)230408 Mode : S Plane : Y Full-directivity : Y IMEI : #21</p> <table border="1"> <thead> <tr> <th>IMEI</th> <th>Over</th> <th>Limit</th> <th>ReadAntenna</th> <th>Cable</th> <th>Preamp</th> <th>A/Pos</th> <th>T/Pos</th> <th>Remark</th> <th>Pol/Phas</th> </tr> <tr> <th>MHz</th> <th>dBW/m²</th> <th>dB</th> <th>dBW/m²</th> <th>dB/m</th> <th>dB</th> <th>dB</th> <th>cm</th> <th>deg</th> <th></th> </tr> </thead> <tbody> <tr> <td>1</td> <td>2381.37</td> <td>48.08</td> <td>-25.92</td> <td>74.00</td> <td>44.99</td> <td>32.86</td> <td>7.10</td> <td>36.87</td> <td>264</td> <td>309</td> <td>Peak</td> <td>HORIZONTAL</td> </tr> </tbody> </table>	IMEI	Over	Limit	ReadAntenna	Cable	Preamp	A/Pos	T/Pos	Remark	Pol/Phas	MHz	dBW/m ²	dB	dBW/m ²	dB/m	dB	dB	cm	deg		1	2381.37	48.08	-25.92	74.00	44.99	32.86	7.10	36.87	264	309	Peak	HORIZONTAL	 <p>Site Condition : 030905-K5 FCC PART 15C 3m 3317 SN 70957 HORIZONTAL RSM 1000.000kHz VSW:3000.000kHz SMT-Auto Project : (FR)230408 Mode : S Plane : Y Full-directivity : Y IMEI : #21</p> <table border="1"> <thead> <tr> <th>IMEI</th> <th>Over</th> <th>Limit</th> <th>ReadAntenna</th> <th>Cable</th> <th>Preamp</th> <th>A/Pos</th> <th>T/Pos</th> <th>Remark</th> <th>Pol/Phas</th> </tr> <tr> <th>MHz</th> <th>dBW/m²</th> <th>dB</th> <th>dBW/m²</th> <th>dB/m</th> <th>dB</th> <th>dB</th> <th>cm</th> <th>deg</th> <th></th> </tr> </thead> <tbody> <tr> <td>1</td> <td>2440.00</td> <td>93.82</td> <td>19.82</td> <td>74.00</td> <td>90.53</td> <td>32.94</td> <td>7.19</td> <td>36.84</td> <td>264</td> <td>309</td> <td>Peak</td> <td>HORIZONTAL</td> </tr> </tbody> </table>	IMEI	Over	Limit	ReadAntenna	Cable	Preamp	A/Pos	T/Pos	Remark	Pol/Phas	MHz	dBW/m ²	dB	dBW/m ²	dB/m	dB	dB	cm	deg		1	2440.00	93.82	19.82	74.00	90.53	32.94	7.19	36.84	264	309	Peak	HORIZONTAL
IMEI	Over	Limit	ReadAntenna	Cable	Preamp	A/Pos	T/Pos	Remark	Pol/Phas																																																											
MHz	dBW/m ²	dB	dBW/m ²	dB/m	dB	dB	cm	deg																																																												
1	2381.37	48.08	-25.92	74.00	44.99	32.86	7.10	36.87	264	309	Peak	HORIZONTAL																																																								
IMEI	Over	Limit	ReadAntenna	Cable	Preamp	A/Pos	T/Pos	Remark	Pol/Phas																																																											
MHz	dBW/m ²	dB	dBW/m ²	dB/m	dB	dB	cm	deg																																																												
1	2440.00	93.82	19.82	74.00	90.53	32.94	7.19	36.84	264	309	Peak	HORIZONTAL																																																								
Avg.	 <p>Site Condition : 030905-K5 FCC PART 15C (AVG) 3m 3317 SN 70957 HORIZONTAL RSM 1000.000kHz VSW:3.000kHz SMT-Auto Project : (FR)230408 Mode : S Plane : Y Full-directivity : Y IMEI : #21</p> <table border="1"> <thead> <tr> <th>IMEI</th> <th>Over</th> <th>Limit</th> <th>ReadAntenna</th> <th>Cable</th> <th>Preamp</th> <th>A/Pos</th> <th>T/Pos</th> <th>Remark</th> <th>Pol/Phas</th> </tr> <tr> <th>MHz</th> <th>dBW/m²</th> <th>dB</th> <th>dBW/m²</th> <th>dB/m</th> <th>dB</th> <th>dB</th> <th>cm</th> <th>deg</th> <th></th> </tr> </thead> <tbody> <tr> <td>1</td> <td>2386.18</td> <td>39.60</td> <td>-14.40</td> <td>54.00</td> <td>36.48</td> <td>32.88</td> <td>7.10</td> <td>36.96</td> <td>264</td> <td>309</td> <td>Average</td> <td>HORIZONTAL</td> </tr> </tbody> </table>	IMEI	Over	Limit	ReadAntenna	Cable	Preamp	A/Pos	T/Pos	Remark	Pol/Phas	MHz	dBW/m ²	dB	dBW/m ²	dB/m	dB	dB	cm	deg		1	2386.18	39.60	-14.40	54.00	36.48	32.88	7.10	36.96	264	309	Average	HORIZONTAL	 <p>Site Condition : 030905-K5 FCC PART 15C (AVG) 3m 3317 SN 70957 HORIZONTAL RSM 1000.000kHz VSW:3.000kHz SMT-Auto Project : (FR)230408 Mode : S Plane : Y Full-directivity : Y IMEI : #21</p> <table border="1"> <thead> <tr> <th>IMEI</th> <th>Over</th> <th>Limit</th> <th>ReadAntenna</th> <th>Cable</th> <th>Preamp</th> <th>A/Pos</th> <th>T/Pos</th> <th>Remark</th> <th>Pol/Phas</th> </tr> <tr> <th>MHz</th> <th>dBW/m²</th> <th>dB</th> <th>dBW/m²</th> <th>dB/m</th> <th>dB</th> <th>dB</th> <th>cm</th> <th>deg</th> <th></th> </tr> </thead> <tbody> <tr> <td>1</td> <td>2440.00</td> <td>91.67</td> <td>37.67</td> <td>54.00</td> <td>88.38</td> <td>32.94</td> <td>7.19</td> <td>36.94</td> <td>264</td> <td>309</td> <td>Average</td> <td>HORIZONTAL</td> </tr> </tbody> </table>	IMEI	Over	Limit	ReadAntenna	Cable	Preamp	A/Pos	T/Pos	Remark	Pol/Phas	MHz	dBW/m ²	dB	dBW/m ²	dB/m	dB	dB	cm	deg		1	2440.00	91.67	37.67	54.00	88.38	32.94	7.19	36.94	264	309	Average	HORIZONTAL
IMEI	Over	Limit	ReadAntenna	Cable	Preamp	A/Pos	T/Pos	Remark	Pol/Phas																																																											
MHz	dBW/m ²	dB	dBW/m ²	dB/m	dB	dB	cm	deg																																																												
1	2386.18	39.60	-14.40	54.00	36.48	32.88	7.10	36.96	264	309	Average	HORIZONTAL																																																								
IMEI	Over	Limit	ReadAntenna	Cable	Preamp	A/Pos	T/Pos	Remark	Pol/Phas																																																											
MHz	dBW/m ²	dB	dBW/m ²	dB/m	dB	dB	cm	deg																																																												
1	2440.00	91.67	37.67	54.00	88.38	32.94	7.19	36.94	264	309	Average	HORIZONTAL																																																								



BLE	2.4GHz 2400~2483.5MHz Band Edge @ 3m																																																																																																										
ANT	BLE CH19 2440MHz - R																																																																																																										
0	Horizontal	Fundamental																																																																																																									
<p>Peak</p>	 <table border="1" data-bbox="438 728 805 840"> <thead> <tr> <th>Site</th> <td colspan="10">: 030605-K3</td> </tr> <tr> <th>Condition</th> <td colspan="10">: FCC PART 15C 3m 3317.5M 75957 HORIZONTAL</td> </tr> <tr> <th>Project</th> <td colspan="10">: RBM 1000 000MHz VSW:3.000, 000MHz SWF:Auto</td> </tr> <tr> <th>Mode</th> <td colspan="10">: E</td> </tr> <tr> <th>Plane</th> <td colspan="10">: H</td> </tr> <tr> <th>IMEI</th> <td colspan="10">: Full-directivity : #21</td> </tr> <tr> <th></th> <th>Freq</th> <th>Level</th> <th>Limit</th> <th>Line</th> <th>Level</th> <th>Factor</th> <th>Loss</th> <th>Factor</th> <th>A/Pos</th> <th>T/Pos</th> <th>Remark</th> <th>Pol/Phas</th> </tr> <tr> <th></th> <th>MHz</th> <th>dBuV/m</th> <th>dB</th> <th>dBuV/m</th> <th>dBuV</th> <th>dB/m</th> <th>dB</th> <th>dB</th> <th>cm</th> <th>deg</th> <th></th> <th></th> </tr> </thead> <tbody> <tr> <td>1</td> <td>2487.70</td> <td>48.44</td> <td>-25.56</td> <td>74.00</td> <td>45.00</td> <td>33.00</td> <td>7.25</td> <td>36.81</td> <td>264</td> <td>309</td> <td>Peak</td> <td>HORIZONTAL</td> </tr> </tbody> </table>	Site	: 030605-K3										Condition	: FCC PART 15C 3m 3317.5M 75957 HORIZONTAL										Project	: RBM 1000 000MHz VSW:3.000, 000MHz SWF:Auto										Mode	: E										Plane	: H										IMEI	: Full-directivity : #21											Freq	Level	Limit	Line	Level	Factor	Loss	Factor	A/Pos	T/Pos	Remark	Pol/Phas		MHz	dBuV/m	dB	dBuV/m	dBuV	dB/m	dB	dB	cm	deg			1	2487.70	48.44	-25.56	74.00	45.00	33.00	7.25	36.81	264	309	Peak	HORIZONTAL	<p>Left blank</p>
Site	: 030605-K3																																																																																																										
Condition	: FCC PART 15C 3m 3317.5M 75957 HORIZONTAL																																																																																																										
Project	: RBM 1000 000MHz VSW:3.000, 000MHz SWF:Auto																																																																																																										
Mode	: E																																																																																																										
Plane	: H																																																																																																										
IMEI	: Full-directivity : #21																																																																																																										
	Freq	Level	Limit	Line	Level	Factor	Loss	Factor	A/Pos	T/Pos	Remark	Pol/Phas																																																																																															
	MHz	dBuV/m	dB	dBuV/m	dBuV	dB/m	dB	dB	cm	deg																																																																																																	
1	2487.70	48.44	-25.56	74.00	45.00	33.00	7.25	36.81	264	309	Peak	HORIZONTAL																																																																																															
<p>Avg.</p>	 <table border="1" data-bbox="438 1400 805 1512"> <thead> <tr> <th>Site</th> <td colspan="10">: 030605-K3</td> </tr> <tr> <th>Condition</th> <td colspan="10">: FCC PART 15C (AVG) 3m 3317.5M 75957 HORIZONTAL</td> </tr> <tr> <th>Project</th> <td colspan="10">: RBM 1000 000MHz VSW:3.000MHz SWF:Auto</td> </tr> <tr> <th>Mode</th> <td colspan="10">: E</td> </tr> <tr> <th>Plane</th> <td colspan="10">: Full-directivity</td> </tr> <tr> <th>IMEI</th> <td colspan="10">: #21</td> </tr> <tr> <th></th> <th>Freq</th> <th>Level</th> <th>Limit</th> <th>Line</th> <th>Level</th> <th>Factor</th> <th>Loss</th> <th>Factor</th> <th>A/Pos</th> <th>T/Pos</th> <th>Remark</th> <th>Pol/Phas</th> </tr> <tr> <th></th> <th>MHz</th> <th>dBuV/m</th> <th>dB</th> <th>dBuV/m</th> <th>dBuV</th> <th>dB/m</th> <th>dB</th> <th>dB</th> <th>cm</th> <th>deg</th> <th></th> <th></th> </tr> </thead> <tbody> <tr> <td>1</td> <td>2492.86</td> <td>39.96</td> <td>-14.04</td> <td>54.00</td> <td>36.49</td> <td>33.00</td> <td>7.28</td> <td>36.81</td> <td>264</td> <td>309</td> <td>Average</td> <td>HORIZONTAL</td> </tr> </tbody> </table>	Site	: 030605-K3										Condition	: FCC PART 15C (AVG) 3m 3317.5M 75957 HORIZONTAL										Project	: RBM 1000 000MHz VSW:3.000MHz SWF:Auto										Mode	: E										Plane	: Full-directivity										IMEI	: #21											Freq	Level	Limit	Line	Level	Factor	Loss	Factor	A/Pos	T/Pos	Remark	Pol/Phas		MHz	dBuV/m	dB	dBuV/m	dBuV	dB/m	dB	dB	cm	deg			1	2492.86	39.96	-14.04	54.00	36.49	33.00	7.28	36.81	264	309	Average	HORIZONTAL	<p>Left blank</p>
Site	: 030605-K3																																																																																																										
Condition	: FCC PART 15C (AVG) 3m 3317.5M 75957 HORIZONTAL																																																																																																										
Project	: RBM 1000 000MHz VSW:3.000MHz SWF:Auto																																																																																																										
Mode	: E																																																																																																										
Plane	: Full-directivity																																																																																																										
IMEI	: #21																																																																																																										
	Freq	Level	Limit	Line	Level	Factor	Loss	Factor	A/Pos	T/Pos	Remark	Pol/Phas																																																																																															
	MHz	dBuV/m	dB	dBuV/m	dBuV	dB/m	dB	dB	cm	deg																																																																																																	
1	2492.86	39.96	-14.04	54.00	36.49	33.00	7.28	36.81	264	309	Average	HORIZONTAL																																																																																															



BLE	2.4GHz 2400~2483.5MHz Band Edge @ 3m																																																																																							
ANT	BLE CH19 2440MHz - L																																																																																							
0	Vertical	Fundamental																																																																																						
Peak	 <p>Site : 030905-K5 Condition : FCC PART 15C 3m 3317.5N 75957 VERTICAL Project : FR230408 Mode : S Plane : T Full-directivity</p> <table border="1"> <thead> <tr> <th>IMEI</th> <th>Over</th> <th>Limit</th> <th>ReadAntenna</th> <th>Cable</th> <th>Preamp</th> <th>A/Pos</th> <th>T/Pos</th> <th>Remark</th> <th>Pol/Phas</th> </tr> <tr> <th>Freq</th> <th>Level</th> <th>Limit</th> <th>Line</th> <th>Level</th> <th>Factor</th> <th>Loss</th> <th>Factor</th> <th></th> <th></th> </tr> <tr> <th>MHz</th> <th>dBuV/m</th> <th>dB</th> <th>dBuV/m</th> <th>dB</th> <th>dB</th> <th>dB</th> <th>dB</th> <th>cm</th> <th>deg</th> </tr> </thead> <tbody> <tr> <td>1</td> <td>2345.88</td> <td>49.32</td> <td>-24.68</td> <td>74.00</td> <td>46.36</td> <td>32.81</td> <td>7.04</td> <td>36.89</td> <td>168</td> <td>272</td> <td>Peak</td> <td>VERTICAL</td> </tr> </tbody> </table>	IMEI	Over	Limit	ReadAntenna	Cable	Preamp	A/Pos	T/Pos	Remark	Pol/Phas	Freq	Level	Limit	Line	Level	Factor	Loss	Factor			MHz	dBuV/m	dB	dBuV/m	dB	dB	dB	dB	cm	deg	1	2345.88	49.32	-24.68	74.00	46.36	32.81	7.04	36.89	168	272	Peak	VERTICAL	 <p>Site : 030905-K5 Condition : FCC PART 15C 3m 3317.5N 75957 VERTICAL Project : FR230408 Mode : S Plane : T Full-directivity</p> <table border="1"> <thead> <tr> <th>IMEI</th> <th>Over</th> <th>Limit</th> <th>ReadAntenna</th> <th>Cable</th> <th>Preamp</th> <th>A/Pos</th> <th>T/Pos</th> <th>Remark</th> <th>Pol/Phas</th> </tr> <tr> <th>Freq</th> <th>Level</th> <th>Limit</th> <th>Line</th> <th>Level</th> <th>Factor</th> <th>Loss</th> <th>Factor</th> <th></th> <th></th> </tr> <tr> <th>MHz</th> <th>dBuV/m</th> <th>dB</th> <th>dBuV/m</th> <th>dB</th> <th>dB</th> <th>dB</th> <th>dB</th> <th>cm</th> <th>deg</th> </tr> </thead> <tbody> <tr> <td>1</td> <td>2440.00</td> <td>91.50</td> <td>17.50</td> <td>74.00</td> <td>88.21</td> <td>32.94</td> <td>7.19</td> <td>36.84</td> <td>168</td> <td>272</td> <td>Peak</td> <td>VERTICAL</td> </tr> </tbody> </table>	IMEI	Over	Limit	ReadAntenna	Cable	Preamp	A/Pos	T/Pos	Remark	Pol/Phas	Freq	Level	Limit	Line	Level	Factor	Loss	Factor			MHz	dBuV/m	dB	dBuV/m	dB	dB	dB	dB	cm	deg	1	2440.00	91.50	17.50	74.00	88.21	32.94	7.19	36.84	168	272	Peak	VERTICAL
IMEI	Over	Limit	ReadAntenna	Cable	Preamp	A/Pos	T/Pos	Remark	Pol/Phas																																																																															
Freq	Level	Limit	Line	Level	Factor	Loss	Factor																																																																																	
MHz	dBuV/m	dB	dBuV/m	dB	dB	dB	dB	cm	deg																																																																															
1	2345.88	49.32	-24.68	74.00	46.36	32.81	7.04	36.89	168	272	Peak	VERTICAL																																																																												
IMEI	Over	Limit	ReadAntenna	Cable	Preamp	A/Pos	T/Pos	Remark	Pol/Phas																																																																															
Freq	Level	Limit	Line	Level	Factor	Loss	Factor																																																																																	
MHz	dBuV/m	dB	dBuV/m	dB	dB	dB	dB	cm	deg																																																																															
1	2440.00	91.50	17.50	74.00	88.21	32.94	7.19	36.84	168	272	Peak	VERTICAL																																																																												
Avg.	 <p>Site : 030905-K5 Condition : FCC PART 15C (AVG) 3m 3317.5N 75957 VERTICAL Project : FR230408 Mode : S Plane : T Full-directivity</p> <table border="1"> <thead> <tr> <th>IMEI</th> <th>Over</th> <th>Limit</th> <th>ReadAntenna</th> <th>Cable</th> <th>Preamp</th> <th>A/Pos</th> <th>T/Pos</th> <th>Remark</th> <th>Pol/Phas</th> </tr> <tr> <th>Freq</th> <th>Level</th> <th>Limit</th> <th>Line</th> <th>Level</th> <th>Factor</th> <th>Loss</th> <th>Factor</th> <th></th> <th></th> </tr> <tr> <th>MHz</th> <th>dBuV/m</th> <th>dB</th> <th>dBuV/m</th> <th>dB</th> <th>dB</th> <th>dB</th> <th>dB</th> <th>cm</th> <th>deg</th> </tr> </thead> <tbody> <tr> <td>1</td> <td>2388.00</td> <td>39.48</td> <td>-14.32</td> <td>54.00</td> <td>36.56</td> <td>32.88</td> <td>7.10</td> <td>36.86</td> <td>168</td> <td>272</td> <td>Average</td> <td>VERTICAL</td> </tr> </tbody> </table>	IMEI	Over	Limit	ReadAntenna	Cable	Preamp	A/Pos	T/Pos	Remark	Pol/Phas	Freq	Level	Limit	Line	Level	Factor	Loss	Factor			MHz	dBuV/m	dB	dBuV/m	dB	dB	dB	dB	cm	deg	1	2388.00	39.48	-14.32	54.00	36.56	32.88	7.10	36.86	168	272	Average	VERTICAL	 <p>Site : 030905-K5 Condition : FCC PART 15C (AVG) 3m 3317.5N 75957 VERTICAL Project : FR230408 Mode : S Plane : T Full-directivity</p> <table border="1"> <thead> <tr> <th>IMEI</th> <th>Over</th> <th>Limit</th> <th>ReadAntenna</th> <th>Cable</th> <th>Preamp</th> <th>A/Pos</th> <th>T/Pos</th> <th>Remark</th> <th>Pol/Phas</th> </tr> <tr> <th>Freq</th> <th>Level</th> <th>Limit</th> <th>Line</th> <th>Level</th> <th>Factor</th> <th>Loss</th> <th>Factor</th> <th></th> <th></th> </tr> <tr> <th>MHz</th> <th>dBuV/m</th> <th>dB</th> <th>dBuV/m</th> <th>dB</th> <th>dB</th> <th>dB</th> <th>dB</th> <th>cm</th> <th>deg</th> </tr> </thead> <tbody> <tr> <td>1</td> <td>2440.00</td> <td>88.44</td> <td>34.44</td> <td>54.00</td> <td>55.15</td> <td>32.94</td> <td>7.19</td> <td>36.84</td> <td>168</td> <td>272</td> <td>Average</td> <td>VERTICAL</td> </tr> </tbody> </table>	IMEI	Over	Limit	ReadAntenna	Cable	Preamp	A/Pos	T/Pos	Remark	Pol/Phas	Freq	Level	Limit	Line	Level	Factor	Loss	Factor			MHz	dBuV/m	dB	dBuV/m	dB	dB	dB	dB	cm	deg	1	2440.00	88.44	34.44	54.00	55.15	32.94	7.19	36.84	168	272	Average	VERTICAL
IMEI	Over	Limit	ReadAntenna	Cable	Preamp	A/Pos	T/Pos	Remark	Pol/Phas																																																																															
Freq	Level	Limit	Line	Level	Factor	Loss	Factor																																																																																	
MHz	dBuV/m	dB	dBuV/m	dB	dB	dB	dB	cm	deg																																																																															
1	2388.00	39.48	-14.32	54.00	36.56	32.88	7.10	36.86	168	272	Average	VERTICAL																																																																												
IMEI	Over	Limit	ReadAntenna	Cable	Preamp	A/Pos	T/Pos	Remark	Pol/Phas																																																																															
Freq	Level	Limit	Line	Level	Factor	Loss	Factor																																																																																	
MHz	dBuV/m	dB	dBuV/m	dB	dB	dB	dB	cm	deg																																																																															
1	2440.00	88.44	34.44	54.00	55.15	32.94	7.19	36.84	168	272	Average	VERTICAL																																																																												



BLE	2.4GHz 2400~2483.5MHz Band Edge @ 3m																																																																																	
ANT	BLE CH39 2480MHz																																																																																	
0	Horizontal	Fundamental																																																																																
Peak	<p>Site : 030905-KS Condition : FCC PART 15C 3m 3317 SN 75957 HORIZONTAL Project : RSM 1000.000kHz YBW 3000.000kHz SRF:Auto Mode : F Plane : Y Full-directivity : Y IMEI : #21</p> <table border="1"> <thead> <tr> <th>IMEI</th> <th>Over</th> <th>Limit</th> <th>ReadAntenna</th> <th>Cable Preamp</th> <th>A/Pos</th> <th>T/Pos</th> <th>Remark</th> <th>Pol/Phas</th> </tr> <tr> <th>Freq</th> <th>Level</th> <th>Limit</th> <th>Line</th> <th>Level</th> <th>Factor</th> <th>Loss</th> <th>Factor</th> <th></th> </tr> <tr> <th>MHz</th> <th>dBuV/m</th> <th>dB</th> <th>dBuV/m</th> <th>dBuV</th> <th>dB</th> <th>dB</th> <th>cm</th> <th>deg</th> </tr> </thead> <tbody> <tr> <td>1</td> <td>2484.42</td> <td>48.57</td> <td>-25.43</td> <td>74.00</td> <td>45.10</td> <td>33.00</td> <td>7.28</td> <td>36.81</td> <td>293</td> <td>310</td> <td>Peak</td> <td>HORIZONTAL</td> </tr> </tbody> </table>	IMEI	Over	Limit	ReadAntenna	Cable Preamp	A/Pos	T/Pos	Remark	Pol/Phas	Freq	Level	Limit	Line	Level	Factor	Loss	Factor		MHz	dBuV/m	dB	dBuV/m	dBuV	dB	dB	cm	deg	1	2484.42	48.57	-25.43	74.00	45.10	33.00	7.28	36.81	293	310	Peak	HORIZONTAL	<p>Site : 030905-KS Condition : FCC PART 15C 3m 3317 SN 75957 HORIZONTAL Project : RSM 1000.000kHz YBW 3000.000kHz SRF:Auto Mode : F Plane : Y Full-directivity : Y IMEI : #21</p> <table border="1"> <thead> <tr> <th>IMEI</th> <th>Over</th> <th>Limit</th> <th>ReadAntenna</th> <th>Cable Preamp</th> <th>A/Pos</th> <th>T/Pos</th> <th>Remark</th> <th>Pol/Phas</th> </tr> <tr> <th>Freq</th> <th>Level</th> <th>Limit</th> <th>Line</th> <th>Level</th> <th>Factor</th> <th>Loss</th> <th>Factor</th> <th></th> </tr> <tr> <th>MHz</th> <th>dBuV/m</th> <th>dB</th> <th>dBuV/m</th> <th>dBuV</th> <th>dB</th> <th>dB</th> <th>cm</th> <th>deg</th> </tr> </thead> <tbody> <tr> <td>1</td> <td>2480.00</td> <td>98.51</td> <td>24.51</td> <td>74.00</td> <td>95.10</td> <td>32.98</td> <td>7.25</td> <td>36.82</td> <td>293</td> <td>310</td> <td>Peak</td> <td>HORIZONTAL</td> </tr> </tbody> </table>	IMEI	Over	Limit	ReadAntenna	Cable Preamp	A/Pos	T/Pos	Remark	Pol/Phas	Freq	Level	Limit	Line	Level	Factor	Loss	Factor		MHz	dBuV/m	dB	dBuV/m	dBuV	dB	dB	cm	deg	1	2480.00	98.51	24.51	74.00	95.10	32.98	7.25	36.82	293	310	Peak	HORIZONTAL
IMEI	Over	Limit	ReadAntenna	Cable Preamp	A/Pos	T/Pos	Remark	Pol/Phas																																																																										
Freq	Level	Limit	Line	Level	Factor	Loss	Factor																																																																											
MHz	dBuV/m	dB	dBuV/m	dBuV	dB	dB	cm	deg																																																																										
1	2484.42	48.57	-25.43	74.00	45.10	33.00	7.28	36.81	293	310	Peak	HORIZONTAL																																																																						
IMEI	Over	Limit	ReadAntenna	Cable Preamp	A/Pos	T/Pos	Remark	Pol/Phas																																																																										
Freq	Level	Limit	Line	Level	Factor	Loss	Factor																																																																											
MHz	dBuV/m	dB	dBuV/m	dBuV	dB	dB	cm	deg																																																																										
1	2480.00	98.51	24.51	74.00	95.10	32.98	7.25	36.82	293	310	Peak	HORIZONTAL																																																																						
Avg.	<p>Site : 030905-KS Condition : FCC PART 15C (AVG) 3m 3317 SN 75957 HORIZONTAL Project : RSM 1000.000kHz YBW 3.000kHz SRF:Auto Mode : F Plane : Y Full-directivity : Y IMEI : #21</p> <table border="1"> <thead> <tr> <th>IMEI</th> <th>Over</th> <th>Limit</th> <th>ReadAntenna</th> <th>Cable Preamp</th> <th>A/Pos</th> <th>T/Pos</th> <th>Remark</th> <th>Pol/Phas</th> </tr> <tr> <th>Freq</th> <th>Level</th> <th>Limit</th> <th>Line</th> <th>Level</th> <th>Factor</th> <th>Loss</th> <th>Factor</th> <th></th> </tr> <tr> <th>MHz</th> <th>dBuV/m</th> <th>dB</th> <th>dBuV/m</th> <th>dBuV</th> <th>dB</th> <th>dB</th> <th>cm</th> <th>deg</th> </tr> </thead> <tbody> <tr> <td>1</td> <td>2484.82</td> <td>39.99</td> <td>-14.01</td> <td>54.00</td> <td>36.58</td> <td>32.98</td> <td>7.25</td> <td>36.82</td> <td>293</td> <td>310</td> <td>Average</td> <td>HORIZONTAL</td> </tr> </tbody> </table>	IMEI	Over	Limit	ReadAntenna	Cable Preamp	A/Pos	T/Pos	Remark	Pol/Phas	Freq	Level	Limit	Line	Level	Factor	Loss	Factor		MHz	dBuV/m	dB	dBuV/m	dBuV	dB	dB	cm	deg	1	2484.82	39.99	-14.01	54.00	36.58	32.98	7.25	36.82	293	310	Average	HORIZONTAL	<p>Site : 030905-KS Condition : FCC PART 15C (AVG) 3m 3317 SN 75957 HORIZONTAL Project : RSM 1000.000kHz YBW 3.000kHz SRF:Auto Mode : F Plane : Y Full-directivity : Y IMEI : #21</p> <table border="1"> <thead> <tr> <th>IMEI</th> <th>Over</th> <th>Limit</th> <th>ReadAntenna</th> <th>Cable Preamp</th> <th>A/Pos</th> <th>T/Pos</th> <th>Remark</th> <th>Pol/Phas</th> </tr> <tr> <th>Freq</th> <th>Level</th> <th>Limit</th> <th>Line</th> <th>Level</th> <th>Factor</th> <th>Loss</th> <th>Factor</th> <th></th> </tr> <tr> <th>MHz</th> <th>dBuV/m</th> <th>dB</th> <th>dBuV/m</th> <th>dBuV</th> <th>dB</th> <th>dB</th> <th>cm</th> <th>deg</th> </tr> </thead> <tbody> <tr> <td>1</td> <td>2480.00</td> <td>95.67</td> <td>41.67</td> <td>54.00</td> <td>92.26</td> <td>32.98</td> <td>7.25</td> <td>36.82</td> <td>293</td> <td>310</td> <td>Average</td> <td>HORIZONTAL</td> </tr> </tbody> </table>	IMEI	Over	Limit	ReadAntenna	Cable Preamp	A/Pos	T/Pos	Remark	Pol/Phas	Freq	Level	Limit	Line	Level	Factor	Loss	Factor		MHz	dBuV/m	dB	dBuV/m	dBuV	dB	dB	cm	deg	1	2480.00	95.67	41.67	54.00	92.26	32.98	7.25	36.82	293	310	Average	HORIZONTAL
IMEI	Over	Limit	ReadAntenna	Cable Preamp	A/Pos	T/Pos	Remark	Pol/Phas																																																																										
Freq	Level	Limit	Line	Level	Factor	Loss	Factor																																																																											
MHz	dBuV/m	dB	dBuV/m	dBuV	dB	dB	cm	deg																																																																										
1	2484.82	39.99	-14.01	54.00	36.58	32.98	7.25	36.82	293	310	Average	HORIZONTAL																																																																						
IMEI	Over	Limit	ReadAntenna	Cable Preamp	A/Pos	T/Pos	Remark	Pol/Phas																																																																										
Freq	Level	Limit	Line	Level	Factor	Loss	Factor																																																																											
MHz	dBuV/m	dB	dBuV/m	dBuV	dB	dB	cm	deg																																																																										
1	2480.00	95.67	41.67	54.00	92.26	32.98	7.25	36.82	293	310	Average	HORIZONTAL																																																																						



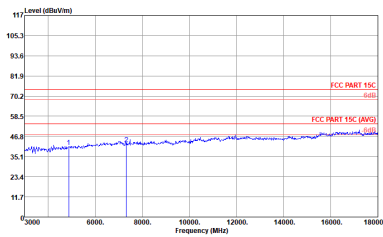
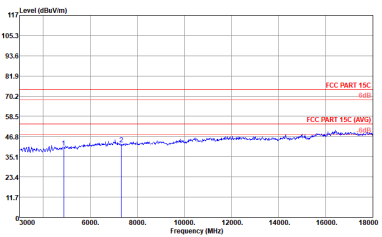
BLE	2.4GHz 2400~2483.5MHz Band Edge @ 3m	
ANT	BLE CH39 2480MHz	
0	Vertical	Fundamental
Peak	<pre> Site : 030905-K5 Condition : FCC PART 15C 3m 3317.5M 75957 VERTICAL Project : FR230408 Mode : V Plane : Y Full-directivity : Y IMEI : #21 Freq Level Over Limit ReadAntenna Cable Preamp A/Pos T/Pos Remark Pol/Phas MHz dBV/m dB dBV/m dBV/m dB dB dB cm deg 1 2490.76 48.64 -25.36 74.00 45.20 33.00 7.25 36.81 166 273 Peak VERTICAL </pre>	<pre> Site : 030905-K5 Condition : FCC PART 15C 3m 3317.5M 75957 VERTICAL Project : FR230408 Mode : V Plane : Y Full-directivity : Y IMEI : #21 Freq Level Over Limit ReadAntenna Cable Preamp A/Pos T/Pos Remark Pol/Phas MHz dBV/m dB dBV/m dBV/m dB dB dB cm deg 1 2480.00 94.55 20.55 74.00 91.14 32.98 7.25 36.82 166 273 Peak VERTICAL </pre>
Avg	<pre> Site : 030905-K5 Condition : FCC PART 15C (AVG) 3m 3317.5M 75957 VERTICAL Project : FR230408 Mode : V Plane : Y Full-directivity : Y IMEI : #21 Freq Level Over Limit ReadAntenna Cable Preamp A/Pos T/Pos Remark Pol/Phas MHz dBV/m dB dBV/m dBV/m dB dB dB cm deg 1 2483.50 40.00 -14.00 54.00 36.99 32.98 7.25 36.82 166 273 Average VERTICAL </pre>	<pre> Site : 030905-K5 Condition : FCC PART 15C (AVG) 3m 3317.5M 75957 VERTICAL Project : FR230408 Mode : V Plane : Y Full-directivity : Y IMEI : #21 Freq Level Over Limit ReadAntenna Cable Preamp A/Pos T/Pos Remark Pol/Phas MHz dBV/m dB dBV/m dBV/m dB dB dB cm deg 1 2480.00 91.68 37.68 54.00 58.27 32.98 7.25 36.82 166 273 Average VERTICAL </pre>



2.4GHz 2400~2483.5MHz
BLE (2M) (Harmonic @ 3m)

BLE	2.4GHz 2400~2483.5MHz Harmonic @ 3m	
ANT	BLE CH00 2402MHz	
0	Horizontal	Vertical
Peak Avg.	<pre> Site : 032005-KS Condition : FCC PART 15C 3m 3317.0M 70957 HORIZONTAL Project : FR/230408 Mode : 7 Plane : Y Polariz : Full-directivity IMEI : 821 Freq Level Over Limit ReadAntenna Cable Preamp A/Pos T/Pos Remark Pol/Phas MHz dBuV/m dB dBuV/m dB dBuV/m dB dBuV/m dB dBuV/m dBuV/m dBuV/m dBuV/m dBuV/m dBuV/m dBuV/m dBuV/m dBuV/m dBuV/m dBuV/m 1 4800.00 39.47 -34.53 74.00 60.45 34.19 10.20 65.37 300 0 Peak HORIZONTAL </pre>	<pre> Site : 032005-KS Condition : FCC PART 15C 3m 3317.0M 70957 VERTICAL Project : FR/230408 Mode : 7 Plane : X Polariz : Full-directivity IMEI : 821 Freq Level Over Limit ReadAntenna Cable Preamp A/Pos T/Pos Remark Pol/Phas MHz dBuV/m dB dBuV/m dB dBuV/m dB dBuV/m dB dBuV/m dB dBuV/m dBuV/m dBuV/m dBuV/m dBuV/m dBuV/m dBuV/m dBuV/m dBuV/m dBuV/m dBuV/m dBuV/m 1 4800.00 40.96 -33.04 74.00 61.94 34.19 10.20 65.37 100 0 Peak VERTICAL </pre>



BLE	2.4GHz 2400~2483.5MHz Harmonic @ 3m	
ANT	BLE CH19 2440MHz	
0	Horizontal	Vertical
Peak Avg.	 <pre> Site : 030905-KS Condition : E50 SWRT 15C @ 3017 SW 10957 HORIZONTAL Project : FR230408 Mode : S Plane : F Polariz : Full-directivity IMEI : #1 Freq MHz Level Over Limit ReadAntenna Cable Preamp A/Pos T/Pos Remark Pol/Phas dBuV/m dB dBuV/m dBuV/m dBm dB dB cm deg 1 4875.00 40.68 -33.32 74.00 61.58 34.23 10.29 65.42 300 0 Peak HORIZONTAL 2 7320.00 42.35 -31.65 74.00 59.72 35.87 12.72 65.96 300 0 Peak HORIZONTAL </pre>	 <pre> Site : 030905-KS Condition : E50 SWRT 15C @ 3017 SW 10957 VERTICAL Project : FR230408 Mode : S Plane : F Polariz : Full-directivity IMEI : #1 Freq MHz Level Over Limit ReadAntenna Cable Preamp A/Pos T/Pos Remark Pol/Phas dBuV/m dB dBuV/m dBuV/m dBm dB dB cm deg 1 4875.00 40.51 -33.49 74.00 61.41 34.23 10.29 65.42 100 0 Peak VERTICAL 2 7320.00 42.30 -31.70 74.00 59.67 35.87 12.72 65.96 100 0 Peak VERTICAL </pre>



BLE	2.4GHz 2400~2483.5MHz Harmonic @ 3m																																																																																																	
ANT	BLE CH39 2480MHz																																																																																																	
0	Horizontal	Vertical																																																																																																
Peak	<p>Site : 030905-KS Condition : FCC PART 15C 3m 3317 SW 10000 HORIZONTAL Project : RBW 1000.000kHz VBW 3000.000kHz SFT Auto Report : FR230408B Mode : F Plane : Y Full Directivity : Y IE1 : Full Directivity</p> <table border="1"> <thead> <tr> <th>IE1</th> <th>Freq</th> <th>Level</th> <th>Over</th> <th>Limit</th> <th>ReadAntenna</th> <th>Cable</th> <th>Preamp</th> <th>A/Pos</th> <th>T/Pos</th> <th>Remark</th> <th>Pol/Phas</th> </tr> <tr> <th></th> <th>MHz</th> <th>dBuV/m</th> <th>dB</th> <th>dBuV/m</th> <th>dB</th> <th>dB</th> <th>dB</th> <th>cm</th> <th>deg</th> <th></th> <th></th> </tr> </thead> <tbody> <tr> <td>1</td> <td>4965.00</td> <td>40.72</td> <td>-33.28</td> <td>74.00</td> <td>61.50</td> <td>34.28</td> <td>10.41</td> <td>65.47</td> <td>300</td> <td>0 Peak</td> <td>HORIZONTAL</td> </tr> <tr> <td>2</td> <td>7440.00</td> <td>43.24</td> <td>-30.76</td> <td>74.00</td> <td>60.87</td> <td>35.89</td> <td>12.79</td> <td>66.31</td> <td>300</td> <td>0 Peak</td> <td>HORIZONTAL</td> </tr> </tbody> </table>	IE1	Freq	Level	Over	Limit	ReadAntenna	Cable	Preamp	A/Pos	T/Pos	Remark	Pol/Phas		MHz	dBuV/m	dB	dBuV/m	dB	dB	dB	cm	deg			1	4965.00	40.72	-33.28	74.00	61.50	34.28	10.41	65.47	300	0 Peak	HORIZONTAL	2	7440.00	43.24	-30.76	74.00	60.87	35.89	12.79	66.31	300	0 Peak	HORIZONTAL	<p>Site : 030905-KS Condition : FCC PART 15C 3m 3317 SW 10000 VERTICAL Project : RBW 1000.000kHz VBW 3000.000kHz SFT Auto Report : FR230408B Mode : F Plane : Y Full Directivity : Y IE1 : Full Directivity</p> <table border="1"> <thead> <tr> <th>IE1</th> <th>Freq</th> <th>Level</th> <th>Over</th> <th>Limit</th> <th>ReadAntenna</th> <th>Cable</th> <th>Preamp</th> <th>A/Pos</th> <th>T/Pos</th> <th>Remark</th> <th>Pol/Phas</th> </tr> <tr> <th></th> <th>MHz</th> <th>dBuV/m</th> <th>dB</th> <th>dBuV/m</th> <th>dB</th> <th>dB</th> <th>dB</th> <th>cm</th> <th>deg</th> <th></th> <th></th> </tr> </thead> <tbody> <tr> <td>1</td> <td>4965.00</td> <td>40.74</td> <td>-33.26</td> <td>74.00</td> <td>61.52</td> <td>34.28</td> <td>10.41</td> <td>65.47</td> <td>100</td> <td>0 Peak</td> <td>VERTICAL</td> </tr> <tr> <td>2</td> <td>7440.00</td> <td>42.12</td> <td>-31.88</td> <td>74.00</td> <td>59.75</td> <td>35.89</td> <td>12.79</td> <td>66.31</td> <td>100</td> <td>0 Peak</td> <td>VERTICAL</td> </tr> </tbody> </table>	IE1	Freq	Level	Over	Limit	ReadAntenna	Cable	Preamp	A/Pos	T/Pos	Remark	Pol/Phas		MHz	dBuV/m	dB	dBuV/m	dB	dB	dB	cm	deg			1	4965.00	40.74	-33.26	74.00	61.52	34.28	10.41	65.47	100	0 Peak	VERTICAL	2	7440.00	42.12	-31.88	74.00	59.75	35.89	12.79	66.31	100	0 Peak	VERTICAL
IE1	Freq	Level	Over	Limit	ReadAntenna	Cable	Preamp	A/Pos	T/Pos	Remark	Pol/Phas																																																																																							
	MHz	dBuV/m	dB	dBuV/m	dB	dB	dB	cm	deg																																																																																									
1	4965.00	40.72	-33.28	74.00	61.50	34.28	10.41	65.47	300	0 Peak	HORIZONTAL																																																																																							
2	7440.00	43.24	-30.76	74.00	60.87	35.89	12.79	66.31	300	0 Peak	HORIZONTAL																																																																																							
IE1	Freq	Level	Over	Limit	ReadAntenna	Cable	Preamp	A/Pos	T/Pos	Remark	Pol/Phas																																																																																							
	MHz	dBuV/m	dB	dBuV/m	dB	dB	dB	cm	deg																																																																																									
1	4965.00	40.74	-33.26	74.00	61.52	34.28	10.41	65.47	100	0 Peak	VERTICAL																																																																																							
2	7440.00	42.12	-31.88	74.00	59.75	35.89	12.79	66.31	100	0 Peak	VERTICAL																																																																																							



Emission below 1GHz
2.4GHz BLE (LF)

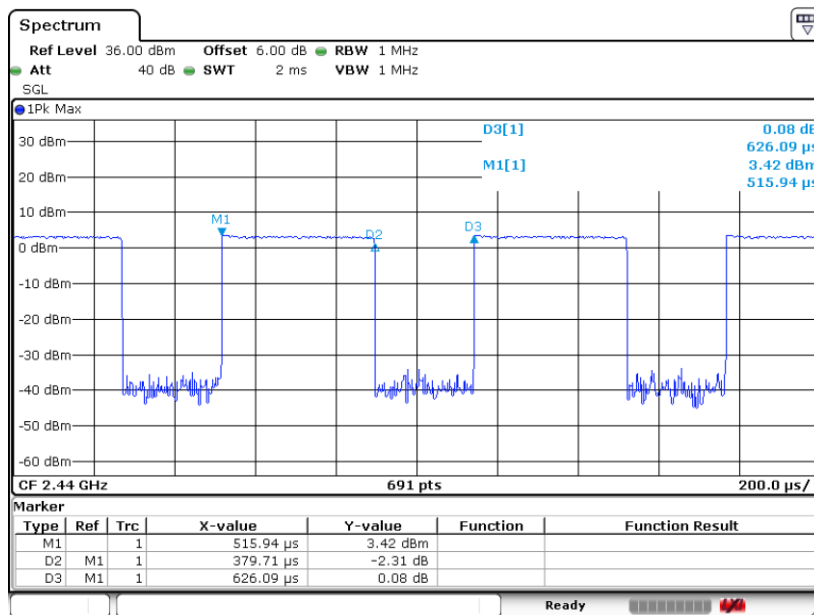
BLE	2.4GHz 2400~2483.5MHz																																																																																																																																																	
ANT	BLE LF																																																																																																																																																	
0	Horizontal	Vertical																																																																																																																																																
QP / Peak	<p>Site : 03DH05-KS Condition : FCC PART 15C 3m dBuV1110 SN23188 HORIZONTAL Project : FR230408B Mode : Full-directivity</p> <table border="1"> <thead> <tr> <th>IMEI</th> <th>Over</th> <th>Limit</th> <th>ReadAntenna</th> <th>Cable Preamp</th> <th>A/Pos</th> <th>T/Pos</th> <th>Remark</th> <th>Poi/Phas</th> </tr> <tr> <th>IMEI</th> <th>Level</th> <th>Line</th> <th>Level Factor</th> <th>Loss Factor</th> <th>dB</th> <th>dB</th> <th>deg</th> <th></th> </tr> </thead> <tbody> <tr> <td>1</td> <td>48.43</td> <td>19.84</td> <td>-28.58</td> <td>48.00</td> <td>36.09</td> <td>11.93</td> <td>32.97</td> <td>--- Peak HORIZONTAL</td> </tr> <tr> <td>2</td> <td>132.73</td> <td>22.80</td> <td>-10.93</td> <td>43.50</td> <td>36.19</td> <td>17.67</td> <td>32.83</td> <td>--- Peak HORIZONTAL</td> </tr> <tr> <td>3</td> <td>239.52</td> <td>20.83</td> <td>-18.95</td> <td>48.00</td> <td>37.83</td> <td>18.14</td> <td>33.10</td> <td>--- Peak HORIZONTAL</td> </tr> <tr> <td>4</td> <td>409.27</td> <td>25.66</td> <td>-13.34</td> <td>48.00</td> <td>32.48</td> <td>23.87</td> <td>33.78</td> <td>--- Peak HORIZONTAL</td> </tr> <tr> <td>5</td> <td>505.44</td> <td>26.93</td> <td>-19.07</td> <td>48.00</td> <td>30.09</td> <td>20.78</td> <td>32.57</td> <td>--- Peak HORIZONTAL</td> </tr> <tr> <td>6</td> <td>783.09</td> <td>28.39</td> <td>-17.61</td> <td>48.00</td> <td>29.91</td> <td>26.77</td> <td>32.57</td> <td>--- Peak HORIZONTAL</td> </tr> </tbody> </table>	IMEI	Over	Limit	ReadAntenna	Cable Preamp	A/Pos	T/Pos	Remark	Poi/Phas	IMEI	Level	Line	Level Factor	Loss Factor	dB	dB	deg		1	48.43	19.84	-28.58	48.00	36.09	11.93	32.97	--- Peak HORIZONTAL	2	132.73	22.80	-10.93	43.50	36.19	17.67	32.83	--- Peak HORIZONTAL	3	239.52	20.83	-18.95	48.00	37.83	18.14	33.10	--- Peak HORIZONTAL	4	409.27	25.66	-13.34	48.00	32.48	23.87	33.78	--- Peak HORIZONTAL	5	505.44	26.93	-19.07	48.00	30.09	20.78	32.57	--- Peak HORIZONTAL	6	783.09	28.39	-17.61	48.00	29.91	26.77	32.57	--- Peak HORIZONTAL	<p>Site : 03DH05-KS Condition : FCC PART 15C 3m dBuV1110 SN23188 VERTICAL Project : FR230408B Mode : Full-directivity</p> <table border="1"> <thead> <tr> <th>IMEI</th> <th>Over</th> <th>Limit</th> <th>ReadAntenna</th> <th>Cable Preamp</th> <th>A/Pos</th> <th>T/Pos</th> <th>Remark</th> <th>Poi/Phas</th> </tr> <tr> <th>IMEI</th> <th>Level</th> <th>Line</th> <th>Level Factor</th> <th>Loss Factor</th> <th>dB</th> <th>dB</th> <th>deg</th> <th></th> </tr> </thead> <tbody> <tr> <td>1</td> <td>30.97</td> <td>31.58</td> <td>-8.42</td> <td>48.00</td> <td>38.69</td> <td>24.98</td> <td>0.71</td> <td>32.80</td> </tr> <tr> <td>2</td> <td>48.43</td> <td>24.44</td> <td>-15.56</td> <td>40.00</td> <td>40.59</td> <td>15.77</td> <td>1.05</td> <td>32.97</td> </tr> <tr> <td>3</td> <td>138.64</td> <td>23.04</td> <td>-23.64</td> <td>42.50</td> <td>34.45</td> <td>17.44</td> <td>1.79</td> <td>32.82</td> </tr> <tr> <td>4</td> <td>284.08</td> <td>24.50</td> <td>-21.45</td> <td>46.00</td> <td>34.94</td> <td>19.98</td> <td>2.58</td> <td>32.95</td> </tr> <tr> <td>5</td> <td>470.11</td> <td>26.24</td> <td>-19.66</td> <td>48.00</td> <td>32.44</td> <td>20.69</td> <td>3.06</td> <td>32.55</td> </tr> <tr> <td>6</td> <td>761.38</td> <td>29.17</td> <td>-16.88</td> <td>48.00</td> <td>30.90</td> <td>20.59</td> <td>4.22</td> <td>32.65</td> </tr> </tbody> </table>	IMEI	Over	Limit	ReadAntenna	Cable Preamp	A/Pos	T/Pos	Remark	Poi/Phas	IMEI	Level	Line	Level Factor	Loss Factor	dB	dB	deg		1	30.97	31.58	-8.42	48.00	38.69	24.98	0.71	32.80	2	48.43	24.44	-15.56	40.00	40.59	15.77	1.05	32.97	3	138.64	23.04	-23.64	42.50	34.45	17.44	1.79	32.82	4	284.08	24.50	-21.45	46.00	34.94	19.98	2.58	32.95	5	470.11	26.24	-19.66	48.00	32.44	20.69	3.06	32.55	6	761.38	29.17	-16.88	48.00	30.90	20.59	4.22	32.65
	IMEI	Over	Limit	ReadAntenna	Cable Preamp	A/Pos	T/Pos	Remark	Poi/Phas																																																																																																																																									
IMEI	Level	Line	Level Factor	Loss Factor	dB	dB	deg																																																																																																																																											
1	48.43	19.84	-28.58	48.00	36.09	11.93	32.97	--- Peak HORIZONTAL																																																																																																																																										
2	132.73	22.80	-10.93	43.50	36.19	17.67	32.83	--- Peak HORIZONTAL																																																																																																																																										
3	239.52	20.83	-18.95	48.00	37.83	18.14	33.10	--- Peak HORIZONTAL																																																																																																																																										
4	409.27	25.66	-13.34	48.00	32.48	23.87	33.78	--- Peak HORIZONTAL																																																																																																																																										
5	505.44	26.93	-19.07	48.00	30.09	20.78	32.57	--- Peak HORIZONTAL																																																																																																																																										
6	783.09	28.39	-17.61	48.00	29.91	26.77	32.57	--- Peak HORIZONTAL																																																																																																																																										
IMEI	Over	Limit	ReadAntenna	Cable Preamp	A/Pos	T/Pos	Remark	Poi/Phas																																																																																																																																										
IMEI	Level	Line	Level Factor	Loss Factor	dB	dB	deg																																																																																																																																											
1	30.97	31.58	-8.42	48.00	38.69	24.98	0.71	32.80																																																																																																																																										
2	48.43	24.44	-15.56	40.00	40.59	15.77	1.05	32.97																																																																																																																																										
3	138.64	23.04	-23.64	42.50	34.45	17.44	1.79	32.82																																																																																																																																										
4	284.08	24.50	-21.45	46.00	34.94	19.98	2.58	32.95																																																																																																																																										
5	470.11	26.24	-19.66	48.00	32.44	20.69	3.06	32.55																																																																																																																																										
6	761.38	29.17	-16.88	48.00	30.90	20.59	4.22	32.65																																																																																																																																										



Appendix D. Duty Cycle Plots

Band	Duty Cycle(%)	T(ms)	1/T(kHz)	VBW Setting
Bluetooth LE 1Mbps	60.65	0.380	2.634	2.7KHz
Bluetooth LE 2Mbps	31.02	0.194	5.149	5.6KHz

Bluetooth LE 1Mbps





Bluetooth LE 2Mbps

